



Office de la Propriété
Intellectuelle
du Canada

Un organisme
d'Industrie Canada

Canadian
Intellectual Property
Office

An agency of
Industry Canada

CA 2566051 A1 2005/12/08

(21) **2 566 051**

(12) **DEMANDE DE BREVET CANADIEN
CANADIAN PATENT APPLICATION**

(13) **A1**

(86) Date de dépôt PCT/PCT Filing Date: 2005/05/26
(87) Date publication PCT/PCT Publication Date: 2005/12/08
(85) Entrée phase nationale/National Entry: 2006/11/10
(86) N° demande PCT/PCT Application No.: GB 2005/002134
(87) N° publication PCT/PCT Publication No.: 2005/116025
(30) Priorité/Priority: 2004/05/26 (GB0411791.7)

(51) Cl.Int./Int.Cl. *C07D 417/04* (2006.01),
A61K 31/505 (2006.01), *C07D 417/14* (2006.01)

(71) Demandeur/Applicant:
CYCLACEL LIMITED, GB

(72) Inventeurs/Inventors:
WANG, SHUDONG, GB;
WOOD, GAVIN, GB;
DUNCAN, KENNETH, GB;
MEADES, CHRISTOPHER, GB;
GIBSON, DARRON, GB;
MCLACHLAN, JANICE, GB;
FISCHER, PETER, GB

(74) Agent: GOWLING LAFLEUR HENDERSON LLP

(54) Titre : COMPOSES

(54) Title: 2-SUBSTITUTED-4-HETEROARYL-PYRIMIDINES USEFUL FOR THE TREATMENT OF PROLIFERATIVE DISORDERS

(57) Abrégé/Abstract:

The present invention relates to selected substituted pyrimidines their preparation, pharmaceutical compositions containing them and their use as inhibitors of one or more protein kinases, and hence their use in the treatment of proliferative disorders, viral disorders and/or other disorders.



(12) INTERNATIONAL APPLICATION PUBLISHED UNDER THE PATENT COOPERATION TREATY (PCT)

(19) World Intellectual Property Organization
International Bureau



(43) International Publication Date
8 December 2005 (08.12.2005)

PCT

(10) International Publication Number
WO 2005/116025 A3

- (51) International Patent Classification⁷: **C07D 417/04**, A61K 31/505, C07D 417/14
- (74) Agent: **D YOUNG & CO**; 120 Holborn, London EC1N 2DY (GB).
- (21) International Application Number: PCT/GB2005/002134
- (22) International Filing Date: 26 May 2005 (26.05.2005)
- (25) Filing Language: English
- (26) Publication Language: English
- (30) Priority Data:
0411791.7 26 May 2004 (26.05.2004) GB
- (71) Applicant (for all designated States except US): **CYCLACEL LIMITED** [GB/GB]; 6-8 UnderWood Street, London N1 7JQ (GB).
- (72) Inventors; and
- (75) Inventors/Applicants (for US only): **WANG, Shudong** [AU/GB]; Burnside Mill, Forfar, Angus DD8 2RZ (GB). **WOOD, Gavin** [GB/GB]; Whinrig, Millbank, Cupar, Fife KY15 5DP (GB). **DUNCAN, Kenneth** [GB/GB]; 73 Wooldarders Court, Hayford Mill, Cambusbarron, Stirlingshire FK7 9RA (GB). **MEADES, Christopher** [GB/GB]; 32 Chimside Place, Whitehazel Park, Dundee DD4 0TE (GB). **GIBSON, Darron** [GB/GB]; 97 Lawers Drive, Broughty Ferry, Dundee DD5 3UN (GB). **MCLACHLAN, Janice** [GB/GB]; 11 Gullane Terrace, Dundee DD2 3BT (GB). **FISCHER, Peter** [CH/GB]; Denley Lodge, 1 Arbirlot Road, Arbroath, Angus DD11 2EN (GB).
- (81) Designated States (unless otherwise indicated, for every kind of regional protection available): AE, AG, AL, AM, AT, AU, AZ, BA, BB, BG, BR, BW, BY, BZ, CA, CH, CN, CO, CR, CU, CZ, DE, DK, DM, DZ, EC, EE, EG, ES, FI, GB, GD, GE, GH, GM, HR, HU, ID, IL, IN, IS, JP, KE, KG, KM, KP, KR, KZ, LC, LK, LR, LS, LT, LU, LV, MA, MD, MG, MK, MN, MW, MX, MZ, NA, NG, NI, NO, NZ, OM, PG, PH, PL, PT, RO, RU, SC, SD, SE, SG, SK, SL, SM, SY, TJ, TM, TN, TR, TT, TZ, UA, UG, US, UZ, VC, VN, YU, ZA, ZM, ZW.
- (84) Designated States (unless otherwise indicated, for every kind of regional protection available): ARIPO (BW, GH, GM, KE, LS, MW, MZ, NA, SD, SL, SZ, TZ, UG, ZM, ZW), Eurasian (AM, AZ, BY, KG, KZ, MD, RU, TJ, TM), European (AT, BE, BG, CH, CY, CZ, DE, DK, EE, ES, FI, FR, GB, GR, HU, IE, IS, IT, LT, LU, MC, NL, PL, PT, RO, SE, SI, SK, TR), OAPI (BF, BJ, CF, CG, CI, CM, GA, GN, GQ, GW, ML, MR, NE, SN, TD, TG).
- Published:**
— with international search report
- (88) Date of publication of the international search report: 23 February 2006
- For two-letter codes and other abbreviations, refer to the "Guidance Notes on Codes and Abbreviations" appearing at the beginning of each regular issue of the PCT Gazette.

(54) Title: 2-SUBSTITUTED-4-HETEROARYL-PYRIMIDINES USEFUL FOR THE TREATMENT OF PROLIFERATIVE DISORDERS

(57) Abstract: The present invention relates to selected substituted pyrimidines their preparation, pharmaceutical compositions containing them and their use as inhibitors of one or more protein kinases, and hence their use in the treatment of proliferative disorders, viral disorders and/or other disorders.



WO 2005/116025 A3

COMPOUNDS

The present invention relates to new 2-substituted-4-heteroaryl-pyrimidine derivatives and their use in therapy. More specifically, the invention relates to 2-substituted-4-heteroaryl-pyrimidine derivatives having improved solubility properties.

BACKGROUND

We have previously disclosed 2-substituted-4-heteroaryl-pyrimidines and their use in the treatment of proliferative disorders (Fischer PM, Wang S. PCT Intl. Patent Appl. Publ. WO 01/072745; Cyclacel Limited, UK, 2001). These compounds inhibit cyclin-dependent protein kinases (CDKs), in particular CDK4 / cyclin D, CDK2 / cyclin E, CDK2 / cyclin A, and CDK1 / cyclin B, *i.e.* enzyme complexes that are important in human cell cycle progression. Furthermore, 2-phenylamino-4-heteroaryl-pyrimidines possess selective *in vitro* and *in vivo* antiproliferative activity against a range of human tumour cells (Wang S, Blake D, Clarke R, Duff S, McClue SJ, McInnes C, Melville J, Stewart K, Taylor P, Westwood R, Wood G, Wu S-Y, Zhelev NZ, Zheleva DI, Walkinshaw M, Lane DP, Fischer PM. Proc. Amer. Assoc. Cancer Res. 2002; 43: 4202).

The present invention seeks to provide further 2-substituted-4-heteroaryl-pyrimidines. More specifically, the present invention preferably seeks to provide 2-substituted-4-heteroaryl-pyrimidines which display improved aqueous solubility and/or bioavailability.

STATEMENT OF INVENTION

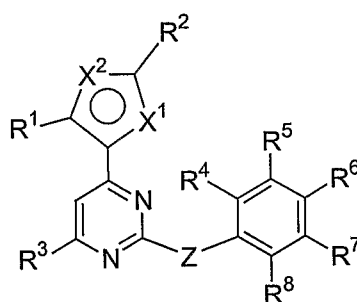
A first aspect of the invention relates to a compound selected from compounds [1]-[220] as set forth in Table 1, or a pharmaceutically acceptable salt thereof.

The present compounds are equipped with solubilising functions on the phenyl and/or heteroaryl rings of the 2-phenylamino-4-heteroaryl-pyrimidine system. Modification with solubilising moieties has preserved the desired *in vitro* biological activity (inhibition of CDKs and cytotoxicity against transformed human cells) and in some cases has led to

2

surprising and unexpected increases in potency. Furthermore, *in vivo* absorption, and oral bioavailability in particular can also be improved using the solubilising strategies presented herein.

- 5 A second aspect of the invention relates to a compound of formula I, or a pharmaceutically acceptable salt thereof,



I

- 10 wherein:

one of X^1 and X^2 is S, and the other of X^1 and X^2 is N;

Z is NH, NHCO, NHCOCH₂, NHSO₂, NHCH₂, CH₂, CH₂CH₂, CH=CH, O, S, SO₂, or SO;

- 15 R^1 , R^2 , R^3 , R^4 , R^5 , R^6 , R^7 and R^8 are each independently H, alkyl, alkyl- R^9 , aryl, aryl- R^9 , aralkyl, aralkyl- R^9 , halogeno, NO₂, CN, OH, O-alkyl, COR⁹, COOR⁹, O-aryl, O- R^9 , NH₂, NH-alkyl, NH-aryl, NH(aralkyl), N-(alkyl)₂, N-(aryl)₂, N-(alkyl)(aryl), NH- R^9 , N-(R^9)(R^{10}), N-(alkyl)(R^9), N-(aryl)(R^9), COOH, CONH₂, CONH-alkyl, CONH-aryl, CON-(alkyl)(R^9), CON(aryl)(R^9), CONH- R^9 , CON-(R^9)(R^{10}), SO₃H, SO₂-alkyl, SO₂-alkyl- R^9 ,
 20 SO₂-aryl, SO₂-aryl- R^9 , SO₂NH₂, SO₂NH- R^9 , SO₂N-(R^9)(R^{10}), CF₃, CO-alkyl, CO-alkyl- R^9 , CO-aryl, CO-aryl- R^9 or R^{11} , wherein alkyl, aryl, aralkyl groups may be further substituted with one or more groups selected from halogeno, NO₂, OH, O-methyl, NH₂, COOH, CONH₂ and CF₃;
 or two of R^4 - R^8 are linked to form a cyclic ether containing one or more oxygens;

3

R^9 and R^{10} are each independently solubilising groups selected from:

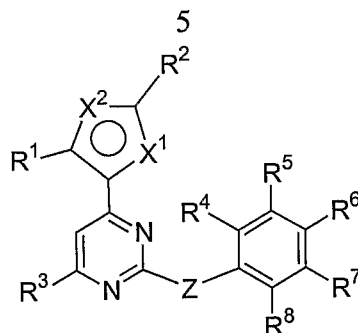
- (i)
 - a mono-, di- or polyhydroxylated alicyclic group;
 - a di- or polyhydroxylated aliphatic or aromatic group;
 - a carbohydrate derivative;
 - 5 - an O- and/or S-containing heterocyclic group optionally substituted by one or more hydroxyl groups;
 - an aliphatic or aromatic group containing a carboxamide, sulfoxide, sulfone, or sulfonamide function; or
 - a halogenated alkylcarbonyl group;
- 10 (ii) COOH , SO_3H , OSO_3H , PO_3H_2 , or OPO_3H_2 ;
- (iii) Y, where Y is selected from an alicyclic, aromatic, or heterocyclic group comprising one or more of the functions $=\text{N}-$, $-\text{N}-$, $-\text{O}-$, $-\text{NH}_2$, $-\text{NH}-$, a quarternary amine salt, guanidine, and amidine, where Y is optionally substituted by one or more substituents selected from:
 - 15 - halogen;
 - SO_2 -alkyl;
 - alkyl optionally substituted by one or more OH or halogen groups;
 - CO-alkyl;
 - aralkyl;
 - 20 - COO-alkyl; and
 - an ether group optionally substituted by one or more OH groups;
- (iv) a natural or unnatural amino acid, a peptide or a peptide derivative;

25 each R^{11} is a solubilising group as defined for R^9 and R^{10} in (i) or (iv) above; or is selected from:

- (v) OSO_3H , PO_3H_2 , or OPO_3H_2 ;
 - (vi) Y as defined above, but excluding guanidine and quarternary amine salts;
 - (vii) $\text{NHCO}(\text{CH}_2)_m[\text{NHCO}(\text{CH}_2)_{m'}]_p[\text{NHCO}(\text{CH}_2)_{m''}]_q\text{Y}$ or $\text{NHCO}(\text{CH}_2)_t\text{NH}(\text{CH}_2)_{t'}\text{Y}$ where p and q are each 0 or 1, and m, m', m'', t and t' are each independently an integer from 1 to 10; and
- 30

- (viii) $(\text{CH}_2)_n\text{NR}^{14}\text{COR}^{12}$, $(\text{CH}_2)_n\text{NR}^{15}\text{SO}_2\text{R}^{13}$, or SO_2R^{16} , where R^{12} , R^{13} and R^{16} are each alkyl groups optionally comprising one or more heteroatoms, and which are optionally substituted by one or more substituents selected from OH, NH_2 , halogen and NO_2 , R^{14} and R^{15} are each independently H or alkyl, and n and n' are each independently 0, 1, 2, or 3;
- (ix) an ether or polyether optionally substituted by one or more hydroxyl groups or one or more Y groups;
- (x) $(\text{CH}_2)_r\text{NH}_2$; where r is 0, 1, 2, or 3;
- (xi) $(\text{CH}_2)_{r'}\text{OH}$; where r' is 0, 1, 2, or 3;
- (xii) $(\text{CH}_2)_n\text{NR}^{17}\text{COR}^{18}$ where R^{17} is H or alkyl, n'' is 0, 1, 2 or 3 and R^{18} is an aryl or heteroaryl group, each of which may be optionally substituted by one or more substituents selected from halogeno, NO_2 , OH, alkoxy, NH_2 , COOH, CONH_2 and CF_3 ;
- (xiii) $\text{SO}_2\text{NR}^{19}\text{R}^{20}$ where R^{19} and R^{20} are each independently H, alkyl, aralkyl, CO-alkyl or aryl, with the proviso that at least one of R^{19} and R^{20} is other than H, or R^{19} and R^{20} are linked to form a cyclic group optionally containing one or more heteroatoms selected from N, O and S, and wherein said alkyl, aryl or cyclic group is optionally substituted by one or more substituents selected from halogeno, NO_2 , OH, alkoxy, NH_2 , COOH, CH_2CO_2 -alkyl, CONH_2 and CF_3 ;
- (xiv) N-piperidinyl, N-pyrrolidinyl or N-thiomorpholinyl, each of which may be optionally substituted by one or more alkyl, alkoxy or CO-alkyl groups;
- with the proviso that when Z is -NH- at least one of R^4 - R^8 is selected from:
- $(\text{CH}_2)_n\text{NR}^{17}\text{COR}^{18}$;
- $\text{SO}_2\text{NR}^{19}\text{R}^{20}$; and
- N-piperidinyl, N-pyrrolidinyl and N-thiomorpholinyl, each of which may be optionally substituted by one or more alkyl, alkoxy or CO-alkyl groups;
- or two of R^4 - R^8 are linked to form a cyclic ether containing one or more oxygens.

A third aspect of the invention relates to a compound of formula II, or a pharmaceutically acceptable salt thereof,



wherein:

one of X^1 and X^2 is S, and the other of X^1 and X^2 is N;

5

Z is NH, NHCO, NHCOCH₂, NHSO₂, NHCH₂, CH₂, CH₂CH₂, CH=CH, O, S, SO₂, or SO;

R^1 , R^3 , R^4 , R^5 , R^6 and R^7 and R^8 are each independently H, alkyl, alkyl- R^9 , aryl, aryl- R^9 ,
 aralkyl, aralkyl- R^9 , halogeno, NO₂, CN, OH, O-alkyl, COR⁹, COOR⁹, O-aryl, O- R^9 , NH₂,
 10 NH-alkyl, NH-aryl, NH(aralkyl), N-(alkyl)₂, N-(aryl)₂, N-(alkyl)(aryl), NH- R^9 , N-
 (R^9)(R^{10}), N-(alkyl)(R^9), N-(aryl)(R^9), COOH, CONH₂, CONH-alkyl, CONH-aryl, CON-
 (alkyl)(R^9), CON(aryl)(R^9), CONH- R^9 , CON-(R^9)(R^{10}), SO₃H, SO₂-alkyl, SO₂-alkyl- R^9 ,
 SO₂-aryl, SO₂-aryl- R^9 , SO₂NH₂, SO₂NH- R^9 , SO₂N-(R^9)(R^{10}), CF₃, CO-alkyl, CO-alkyl- R^9 ,
 CO-aryl, CO-aryl- R^9 or R^{11} , wherein alkyl, aryl, aralkyl groups may be further substituted
 15 with one or more groups selected from halogeno, NO₂, OH, O-methyl, NH₂, COOH,
 CONH₂ and CF₃;

R^2 is selected from pyridinyl, N(alkyl)pyridinyl, NH(aralkyl) and N(alkyl)(aralkyl),
 wherein said alkyl, pyridinyl and aralkyl groups may be optionally substituted by one or
 20 more alkyl, CF₃ or ether groups;

R^9 and R^{10} are each independently solubilising groups selected from:

- (i) - a mono-, di- or polyhydroxylated alicyclic group;
- a di- or polyhydroxylated aliphatic or aromatic group;
- 25 - a carbohydrate derivative;

6

- an O- and/or S-containing heterocyclic group optionally substituted by one or more hydroxyl groups;
- an aliphatic or aromatic group containing a carboxamide, sulfoxide, sulfone, or sulfonamide function; or
- 5 - a halogenated alkylcarbonyl group;
- (ii) COOH , SO_3H , OSO_3H , PO_3H_2 , or OPO_3H_2 ;
- (iii) Y, where Y is selected from an alicyclic, aromatic, or heterocyclic group comprising one or more of the functions $=\text{N}-$, $-\text{N}-$, $-\text{O}-$, $-\text{NH}_2$, $-\text{NH}-$, a quarternary amine salt, guanidine, and amidine, where Y is optionally substituted by one or
- 10 more substituents selected from:
 - halogen;
 - SO_2 -alkyl;
 - alkyl optionally substituted by one or more OH or halogen groups;
 - CO-alkyl;
 - 15 - aralkyl;
 - COO-alkyl; and
 - an ether group optionally substituted by one or more OH groups;
- (iv) a natural or unnatural amino acid, a peptide or a peptide derivative;
- 20 each R^{11} is a solubilising group as defined for R^9 and R^{10} in (i) or (iv) above; or is selected from:
 - (v) OSO_3H , PO_3H_2 , or OPO_3H_2 ;
 - (vi) Y as defined above, but excluding guanidine and quarternary amine salts;
 - (vii) $\text{NHCO}(\text{CH}_2)_m[\text{NHCO}(\text{CH}_2)_{m'}]_p[\text{NHCO}(\text{CH}_2)_{m''}]_q\text{Y}$ or $\text{NHCO}(\text{CH}_2)_t\text{NH}(\text{CH}_2)_{t'}\text{Y}$
 - 25 where p and q are each 0 or 1, and m, m', m'', t and t' are each independently an integer from 1 to 10; and
 - (viii) $(\text{CH}_2)_n\text{NR}^{14}\text{COR}^{12}$, $(\text{CH}_2)_n\text{NR}^{15}\text{SO}_2\text{R}^{13}$, or SO_2R^{16} , where R^{12} , R^{13} and R^{16} are each alkyl groups optionally comprising one or more heteroatoms, and which are optionally substituted by one or more substituents selected from OH, NH_2 , halogen

7

and NO_2 , R^{14} and R^{15} are each independently H or alkyl, and n and n' are each independently 0, 1, 2, or 3;

(ix) an ether or polyether optionally substituted by one or more hydroxyl groups or one or more Y groups;

5 (x) $(\text{CH}_2)_r\text{NH}_2$; where r is 0, 1, 2, or 3;

(xi) $(\text{CH}_2)_{r'}\text{OH}$; where r' is 0, 1, 2, or 3;

(xii) $(\text{CH}_2)_n\text{NR}^{17}\text{COR}^{18}$ where R^{17} is H or alkyl, n'' is 0, 1, 2 or 3 and R^{18} is an aryl or heteroaryl group, each of which may be optionally substituted by one or more substituents selected from halogeno, NO_2 , OH, alkoxy, NH_2 , COOH , CONH_2 and CF_3 ;

10

(xiii) $\text{SO}_2\text{NR}^{19}\text{R}^{20}$ where R^{19} and R^{20} are each independently H, alkyl, aralkyl, CO-alkyl or aryl, with the proviso that at least one of R^{19} and R^{20} is other than H, or R^{19} and R^{20} are linked to form a cyclic group optionally containing one or more heteroatoms selected from N, O and S, and wherein said alkyl, aryl or cyclic group is optionally substituted by one or more substituents selected from halogeno, NO_2 , OH, alkoxy, NH_2 , COOH , CH_2CO_2 -alkyl, CONH_2 and CF_3 ;

15

(xiv) N-piperidinyl, N-pyrrolidinyl or N-thiomorpholinyl, each of which may be optionally substituted by one or more alkyl, alkoxy or CO-alkyl groups;

wherein at least one of R^6 and R^7 is a $(\text{CH}_2)_n\text{NR}^{14}\text{COR}^{12}$ group or an alicyclic group containing at least one -N- wherein said alicyclic group is optionally substituted by one or more alkyl, alkoxy, CO-alkyl or aralkyl groups.

20

A fourth aspect of the invention relates to pharmaceutical compositions comprising the above described compounds admixed with a pharmaceutically acceptable diluent, excipient or carrier.

25

A fifth aspect of the invention relates to the use of the above described compounds in the preparation of a medicament for treating one or more of the following: a proliferative disorder, a viral disorder, a stroke, diabetes, a CNS disorder and alopecia.

30

A sixth aspect of the invention relates to the use of the above described compounds for inhibiting a protein kinase.

5 A seventh aspect of the invention relates to the use of the above described compounds in an assay for identifying further candidate compounds capable of inhibiting a protein kinase.

DETAILED DESCRIPTION

10 As used herein the term “alkyl” includes both straight chain and branched alkyl groups having from 1 to 8 carbon atoms, e.g. methyl, ethyl propyl, isopropyl, butyl, isobutyl, tert-butyl, pentyl, hexyl etc. and the term “lower alkyl” is similarly used for groups having from 1 to 4 carbon atoms.

15 As used herein, the term “aryl” refers to a substituted (mono- or poly-) or unsubstituted monoaromatic or polyaromatic system, wherein said polyaromatic system may be fused or unfused. Preferably, the term “aryl” includes groups having from 6 to 10 carbon atoms, e.g. phenyl, naphthyl etc. The term “aryl” is synonymous with the term “aromatic”.

20 The term “aralkyl” is used as a conjunction of the terms alkyl and aryl as given above. Preferred aralkyl groups include CH_2Ph and $\text{CH}_2\text{CH}_2\text{Ph}$ and the like.

The term “alicyclic” refers to a cyclic aliphatic group.

25 The term “aliphatic” takes its normal meaning in the art and includes non-aromatic groups such as alkanes, alkenes and alkynes and substituted derivatives thereof.

30 As used herein, the term “carbohydrate derivative” refers to a compound of general formula $\text{C}_x(\text{H}_2\text{O})_y$ or a derivative thereof. Preferably, the carbohydrate is a mono-, di- or tri-saccharide. Monosaccharides can exist as either straight chain or ring-shaped molecules and are classified according to the number of carbon atoms they possess; *trioses* have three

carbons, *tetroses* four, *pentoses* five and *hexoses* six. Each of these subgroups may be further divided into aldoses and ketoses, depending on whether the molecule contains an aldehyde group (-CHO) or a ketone group (C=O). Typical examples of monosaccharides include glucose, fructose, and galactose. Disaccharides consist of two linked
 5 monosaccharide molecules, and include for example, maltose and lactose. Trisaccharides consist of three linked monosaccharide molecules.

The term "derivative" as used herein includes chemical modification of an entity. Illustrative of such chemical modifications would be replacement of hydrogen by a halo
 10 group, an alkyl group, an acyl group or an amino group.

The term "heterocycle" refers to a saturated or unsaturated cyclic group containing one or more heteroatoms in the ring. The term "heteroaryl" refers to a heterocyclic group that is aromatic.

15

In one preferred embodiment of the invention, the compound is selected from the following:

- 1-(4-{3-[4-(4-Methyl-2-methylamino-thiazol-5-yl)-pyrimidin-2-ylamino]-phenyl}-piperazin-1-yl)-ethanone[3];
- [4-(2,4-Dimethyl-thiazol-5-yl)-pyrimidin-2-yl]-(3-methanesulfonyl-phenyl)-amine [4];
- N-{3-[4-(2-Ethylamino-4-methyl-thiazol-5-yl)-pyrimidin-2-ylamino]-benzyl}-methanesulfonamide[5];
- N-{3-[4-(2-Amino-4-methyl-thiazol-5-yl)-pyrimidin-2-ylamino]-benzyl}-methanesulfonamide [6];
- [4-(4-Methyl-2-methylamino-thiazol-5-yl)-pyrimidin-2-yl]-(3-piperazin-1-yl-phenyl)-amine[7];
- [4-(2,4-Dimethyl-thiazol-5-yl)-pyrimidin-2-yl]-(3-piperazin-1-yl-phenyl)-amine[8];
- N-{3-[4-(2-Ethylamino-4-methyl-thiazol-5-yl)-pyrimidin-2-ylamino]-benzyl}-C,C,C-trifluoro-methanesulfonamide[10];
- N-{3-[4-(2,4-Dimethyl-thiazol-5-yl)-pyrimidin-2-ylamino]-benzyl}-C,C,C-trifluoro-

methanesulfonamide[11];

N-{3-[4-(2-Amino-4-methyl-thiazol-5-yl)-pyrimidin-2-ylamino]-benzyl}-C,C,C-trifluoro-methanesulfonamide[12];

N-{4-[4-(2-Ethylamino-4-methyl-thiazol-5-yl)-pyrimidin-2-ylamino]-benzyl}-acetamide[13];

N-{4-[4-(4-Methyl-2-methylamino-thiazol-5-yl)-pyrimidin-2-ylamino]-benzyl}-acetamide[14];

N-{4-[4-(2,4-Dimethyl-thiazol-5-yl)-pyrimidin-2-ylamino]-benzyl}-acetamide[15];

N-{4-[4-(2-Amino-4-methyl-thiazol-5-yl)-pyrimidin-2-ylamino]-benzyl}-acetamide[16];
[4-(2-Ethylamino-4-methyl-thiazol-5-yl)-pyrimidin-2-yl]-(4-methanesulfonyl-phenyl)-amine[17];

(4-Methanesulfonyl-phenyl)-[4-(4-methyl-2-methylamino-thiazol-5-yl)-pyrimidin-2-yl]-amine[20];

(3-Methanesulfonyl-phenyl)-[4-(4-methyl-2-methylamino-thiazol-5-yl)-pyrimidin-2-yl]-amine[27];

[4-(2-Ethylamino-4-methyl-thiazol-5-yl)-pyrimidin-2-yl]-(3-methanesulfonyl-phenyl)-amine[28];

1-(4-{3-[4-(2,4-Dimethyl-thiazol-5-yl)-pyrimidin-2-ylamino]-phenyl}-piperazin-1-yl)-ethanone[46];

{3-[4-(2,4-Dimethyl-thiazol-5-yl)-pyrimidin-2-ylamino]-5-hydroxymethyl-phenyl}-methanol[47];

{3-Hydroxymethyl-5-[4-(4-methyl-2-methylamino-thiazol-5-yl)-pyrimidin-2-ylamino]-phenyl}-methanol[48];

N-{3-[4-(2,4-Dimethyl-thiazol-5-yl)-pyrimidin-2-ylamino]-benzyl}-methanesulfonamide[49];

1-(4-{4-[4-(2-Amino-4-methyl-thiazol-5-yl)-pyrimidin-2-ylamino]-phenyl}-piperazin-1-yl)-ethanone [57];

1-(4-{4-[4-(2-Ethylamino-4-methyl-thiazol-5-yl)-pyrimidin-2-ylamino]-phenyl}-piperazin-1-yl)-ethanone [58];

[4-(2-Ethylamino-4-methyl-thiazol-5-yl)-pyrimidin-2-yl]-(4-piperazin-1-yl-phenyl)-

amine [59];

[4-(4-Benzyl-piperazin-1-yl)-phenyl]-[4-(2-ethylamino-4-methyl-thiazol-5-yl)-pyrimidin-2-yl]-amine [60];

[4-(2-Amino-4-methyl-thiazol-5-yl)-pyrimidin-2-yl]-(4-piperazin-1-yl-phenyl)-amine [61];

[4-(2-Benzylamino-4-methyl-thiazol-5-yl)-pyrimidin-2-yl]-(4-morpholin-4-yl-phenyl)-amine [117];

1-(4-{4-[4-(4-Methyl-2-pyridin-3-yl-thiazol-5-yl)-pyrimidin-2-ylamino]-phenyl}-piperazin-1-yl)-ethanone [119];

{4-[2-(Ethyl-methyl-amino)-4-methyl-thiazol-5-yl]-pyrimidin-2-yl}-(4-morpholin-4-yl-phenyl)-amine [120];

[4-(2,6-Dimethyl-morpholin-4-yl)-phenyl]-[4-(2,4-dimethyl-thiazol-5-yl)-pyrimidin-2-yl]-amine [121];

{5-[2-(4-Dimethylamino-phenylamino)-pyrimidin-4-yl]-4-methyl-thiazol-2-yl}-methanol [132];

{4-[4-Methyl-2-(thiophene-2-sulfonylmethyl)-thiazol-5-yl]-pyrimidin-2-yl}-(4-morpholin-4-yl-phenyl)-amine [138];

{4-[2-(2-Methoxy-ethylamino)-4-methyl-thiazol-5-yl]-pyrimidin-2-yl}-(4-morpholin-4-yl-phenyl)-amine [144];

N⁴-[4-(2,4-Dimethyl-thiazol-5-yl)-pyrimidin-2-yl]-N¹-methyl-2-trifluoromethyl-benzene-1,4-diamine [149];

[4-(2,4-Dimethyl-thiazol-5-yl)-pyrimidin-2-yl]-(3-morpholin-4-ylmethyl-phenyl)-amine [150];

4-[4-(2,4-Dimethyl-thiazol-5-yl)-pyrimidin-2-ylamino]-2-morpholin-4-ylmethyl-phenol [151];

(3-Methoxy-4-morpholin-4-yl-phenyl)-[4-(4-methyl-2-pyridin-3-yl-thiazol-5-yl)-pyrimidin-2-yl]-amine [156];

[4-(2-Ethylamino-4-methyl-thiazol-5-yl)-pyrimidin-2-yl]-(3-methoxy-4-morpholin-4-yl-phenyl)-amine [157];

[4-(2,6-Dimethyl-morpholin-4-yl)-phenyl]-[4-(2-ethylamino-4-methyl-thiazol-5-yl)-

pyrimidin-2-yl]-amine [169];

[4-(2-Amino-4-methyl-thiazol-5-yl)-pyrimidin-2-yl]-(3-methoxy-4-morpholin-4-yl-phenyl)-amine [182];

[4-(2,4-Dimethyl-thiazol-5-yl)-pyrimidin-2-yl]-(4-piperidin-1-yl-phenyl)-amine [193];

[4-(2-Ethylamino-4-methyl-thiazol-5-yl)-pyrimidin-2-yl]-(4-piperidin-1-yl-phenyl)-amine [194];

[4-(2-Amino-4-methyl-thiazol-5-yl)-pyrimidin-2-yl]-(4-piperidin-1-yl-phenyl)-amine [195];

{4-Methyl-5-[2-(4-piperidin-1-yl-phenylamino)-pyrimidin-4-yl]-thiazol-2-yl}-methanol [197];

{5-[2-(3-Methoxy-4-morpholin-4-yl-phenylamino)-pyrimidin-4-yl]-4-methyl-thiazol-2-yl}-methanol [200];

[4-(2-Amino-4-methyl-thiazol-5-yl)-pyrimidin-2-yl]-(4-thiomorpholin-4-yl-phenyl)-amine [201];

[4-(2,4-Dimethyl-thiazol-5-yl)-pyrimidin-2-yl]-(4-thiomorpholin-4-yl-phenyl)-amine [202];

[4-(2-Ethylamino-4-methyl-thiazol-5-yl)-pyrimidin-2-yl]-(4-thiomorpholin-4-yl-phenyl)-amine [203];

[4-(2,4-Dimethyl-thiazol-5-yl)-pyrimidin-2-yl]-(3-methyl-4-piperidin-1-yl-phenyl)-amine [205];

[4-(2-Amino-4-methyl-thiazol-5-yl)-pyrimidin-2-yl]-(3-methyl-4-piperidin-1-yl-phenyl)-amine [206];

[4-(2-Ethylamino-4-methyl-thiazol-5-yl)-pyrimidin-2-yl]-(3-methyl-4-piperidin-1-yl-phenyl)-amine [207];

{4-Methyl-5-[2-(3-methyl-4-piperidin-1-yl-phenylamino)-pyrimidin-4-yl]-thiazol-2-yl}-methanol [209];

Cyclopropyl-(4-{4-[4-(2,4-dimethyl-thiazol-5-yl)-pyrimidin-2-ylamino]-phenyl}-piperazin-1-yl)-methanone [213];

[4-(2,4-Dimethyl-thiazol-5-yl)-pyrimidin-2-yl]-(4-methoxy-3-morpholin-4-ylmethyl-phenyl)-amine [215];

13

or a pharmaceutically acceptable salt thereof.

In one preferred embodiment of the invention, the compound is selected from the following:

1-(4-{3-[4-(4-Methyl-2-methylamino-thiazol-5-yl)-pyrimidin-2-ylamino]-phenyl}-piperazin-1-yl)-ethanone[3];

[4-(2,4-Dimethyl-thiazol-5-yl)-pyrimidin-2-yl]-(3-methanesulfonyl-phenyl)-amine [4];

N-{3-[4-(2-Ethylamino-4-methyl-thiazol-5-yl)-pyrimidin-2-ylamino]-benzyl}-methanesulfonamide[5];

N-{3-[4-(2-Amino-4-methyl-thiazol-5-yl)-pyrimidin-2-ylamino]-benzyl}-methanesulfonamide [6];

[4-(4-Methyl-2-methylamino-thiazol-5-yl)-pyrimidin-2-yl]-(3-piperazin-1-yl-phenyl)-amine[7];

[4-(2,4-Dimethyl-thiazol-5-yl)-pyrimidin-2-yl]-(3-piperazin-1-yl-phenyl)-amine[8];

N-{3-[4-(2-Ethylamino-4-methyl-thiazol-5-yl)-pyrimidin-2-ylamino]-benzyl}-C,C,C-trifluoro-methanesulfonamide[10];

N-{3-[4-(2,4-Dimethyl-thiazol-5-yl)-pyrimidin-2-ylamino]-benzyl}-C,C,C-trifluoro-methanesulfonamide[11];

N-{3-[4-(2-Amino-4-methyl-thiazol-5-yl)-pyrimidin-2-ylamino]-benzyl}-C,C,C-trifluoro-methanesulfonamide[12];

N-{4-[4-(2-Ethylamino-4-methyl-thiazol-5-yl)-pyrimidin-2-ylamino]-benzyl}-acetamide[13];

N-{4-[4-(4-Methyl-2-methylamino-thiazol-5-yl)-pyrimidin-2-ylamino]-benzyl}-acetamide[14];

N-{4-[4-(2,4-Dimethyl-thiazol-5-yl)-pyrimidin-2-ylamino]-benzyl}-acetamide[15];

N-{4-[4-(2-Amino-4-methyl-thiazol-5-yl)-pyrimidin-2-ylamino]-benzyl}-acetamide[16];

[4-(2-Ethylamino-4-methyl-thiazol-5-yl)-pyrimidin-2-yl]-(4-methanesulfonyl-phenyl)-amine[17];

(4-Methanesulfonyl-phenyl)-[4-(4-methyl-2-methylamino-thiazol-5-yl)-pyrimidin-2-yl]-amine[20];

14

(3-Methanesulfonyl-phenyl)-[4-(4-methyl-2-methylamino-thiazol-5-yl)-pyrimidin-2-yl]-amine[27];

[4-(2-Ethylamino-4-methyl-thiazol-5-yl)-pyrimidin-2-yl]-(3-methanesulfonyl-phenyl)-amine[28];

1-(4-{3-[4-(2,4-Dimethyl-thiazol-5-yl)-pyrimidin-2-ylamino]-phenyl}-piperazin-1-yl)-ethanone[46];

{3-[4-(2,4-Dimethyl-thiazol-5-yl)-pyrimidin-2-ylamino]-5-hydroxymethyl-phenyl}-methanol[47];

{3-Hydroxymethyl-5-[4-(4-methyl-2-methylamino-thiazol-5-yl)-pyrimidin-2-ylamino]-phenyl}-methanol[48];

N-{3-[4-(2,4-Dimethyl-thiazol-5-yl)-pyrimidin-2-ylamino]-benzyl}-methanesulfonamide[49];

or a pharmaceutically acceptable salt thereof.

COMPOUNDS OF FORMULA I

As mentioned above, one aspect of the invention relates to compounds of formula I as defined above, or pharmaceutically acceptable salts thereof.

Preferably, the compounds of formula I bear a mono- or di-substituted thiazol-3-yl or thiazol-5-yl radical attached to the pyrimidine ring through one of the ring carbon atoms

Most preferably, the heterocycle is a thiazol-5-yl group. Thus, in one preferred embodiment of the invention, X¹ is S and X² is N.

Preferably, R¹ and R² are each independently selected from alkyl, NH₂ and NH-alkyl, N-(alkyl)₂ and N-(alkyl)(aryl).

15

More preferably, R¹ and R² are each independently selected from alkyl, NH₂ and NH-alkyl.

15

Even more preferably, R^1 is selected from methyl, NH_2 , $NHMe$ and $NHEt$, and R^2 is methyl. More preferably still, R^1 is Me .

5 In yet another preferred embodiment, at least one of R^2 , R^5 , R^6 or R^7 is an R^9 or R^{10} -containing group, or is R^{11} .

10 In one particularly preferred embodiment, X^1 is S , X^2 is N , Z is NH , R^1 is Me , R^2 is alkyl or amino, R^3 is H , one or two of R^5 , R^6 , and R^7 are CF_3 , OH , O -alkyl, halogeno, NO_2 , NH_2 , NH -alkyl or N -(alkyl) $_2$ and at least one of R^2 , R^5 , R^6 or R^7 is an R^9 or R^{10} -containing group, or is R^{11} .

In another preferred embodiment, at least one of R^1 , R^2 , R^3 , R^4 , R^5 , R^6 , R^7 and R^8 is R^{11} .

15 In one preferred embodiment, R^{11} is a solubilising group as defined for R^9 and R^{10} in (i)-(iv) above, or (v)-(xiv) as defined above.

In another preferred embodiment, R^{11} is a solubilising group as defined for R^9 and R^{10} in (i)-(iv) above, or (v)-(vii), (ix)-(xiv) as defined above, or is selected from:

20 - $(CH_2)_nNR^{14}COR^{12}$, where R^{12} is an alkyl group optionally comprising one or more heteroatoms, and which is optionally substituted by one or more substituents selected from OH , NH_2 and NO_2 ,

- $(CH_2)_nNR^{15}SO_2R^{13}$, where R^{13} is an alkyl group optionally comprising one or more heteroatoms, and which is substituted by one or more substituents selected from OH , NH_2 , halogen and NO_2 ,

25 - SO_2R^{16} , where R^{16} is an alkyl group optionally comprising one or more heteroatoms, and which is optionally substituted by one or more substituents selected from OH , NH_2 , halogen and NO_2 ; and

R^{14} and R^{15} are each independently H or alkyl, and n and n' are each independently 0, 1, 2, or 3.

30

16

Preferably, the solubilising group is R^{11} and is:

- (a) Y as defined in above, but excluding guanidine, where Y can also be an alicyclic, aromatic, or heterocyclic group comprising one or more =N- groups;
- (b) $\text{NHCO}(\text{CH}_2)_m[\text{NHCO}(\text{CH}_2)_{m'}]_p[\text{NHCO}(\text{CH}_2)_{m''}]_q\text{Y}$ or $\text{NHCO}(\text{CH}_2)_t\text{NH}(\text{CH}_2)_{t'}\text{Y}$
 5 where p and q are each 0 or 1, and m, m', m'', t and t' are each an integer from 1 to 10; or
- (c) $(\text{CH}_2)_n\text{NR}^{14}\text{COR}^{12}$, $(\text{CH}_2)_n\text{NR}^{15}\text{SO}_2\text{R}^{13}$, or SO_2R^{16} , where R^{12} , R^{13} and R^{16} are each alkyl groups optionally comprising one or more heteroatoms, and which are substituted by one or more substituents selected from OH, NH_2 , halogen and NO_2 , R^{14} and
 10 R^{15} are each independently H or alkyl, and n and n' are each independently 0, 1, 2, or 3.

Preferably, the solubilising group is R^{11} , and R^{11} is:

- (a) Y as defined above, but excluding guanidine, where Y can also be an alicyclic, aromatic, or heterocyclic group comprising one or more =N- groups;
- 15 (b) $\text{NHCO}(\text{CH}_2)_m[\text{NHCO}(\text{CH}_2)_{m'}]_p[\text{NHCO}(\text{CH}_2)_{m''}]_q\text{Y}$ where p and q are each 0 or 1, and m, m' and m'' are each integers from 1 to 10
- (c) NHCOR^{12} or $\text{NHSO}_2\text{R}^{13}$, where R^{12} and R^{13} are each alkyl groups optionally comprising one or more heteroatoms, and which are optionally substituted by one or more substituents selected from OH, NH_2 , halogen and NO_2 .

20

Even more preferably, Y is an alicyclic group comprising one or more of the functions -O-, -N-, NH_2 , -NH-, =N-, a quarternary amine salt, or amidine, and wherein Y is optionally substituted by one or more substituents as defined above. Preferably, Y is other than pyridinyl.

25

More preferably still, Y is a morpholinyl or piperazinyl group, each of which may be optionally substituted by one or more substituents selected from SO_2 -alkyl, alkyl optionally substituted by one or more OH groups, CO-alkyl, aralkyl, COO-alkyl, and an ether group optionally substituted by one or more OH groups

30

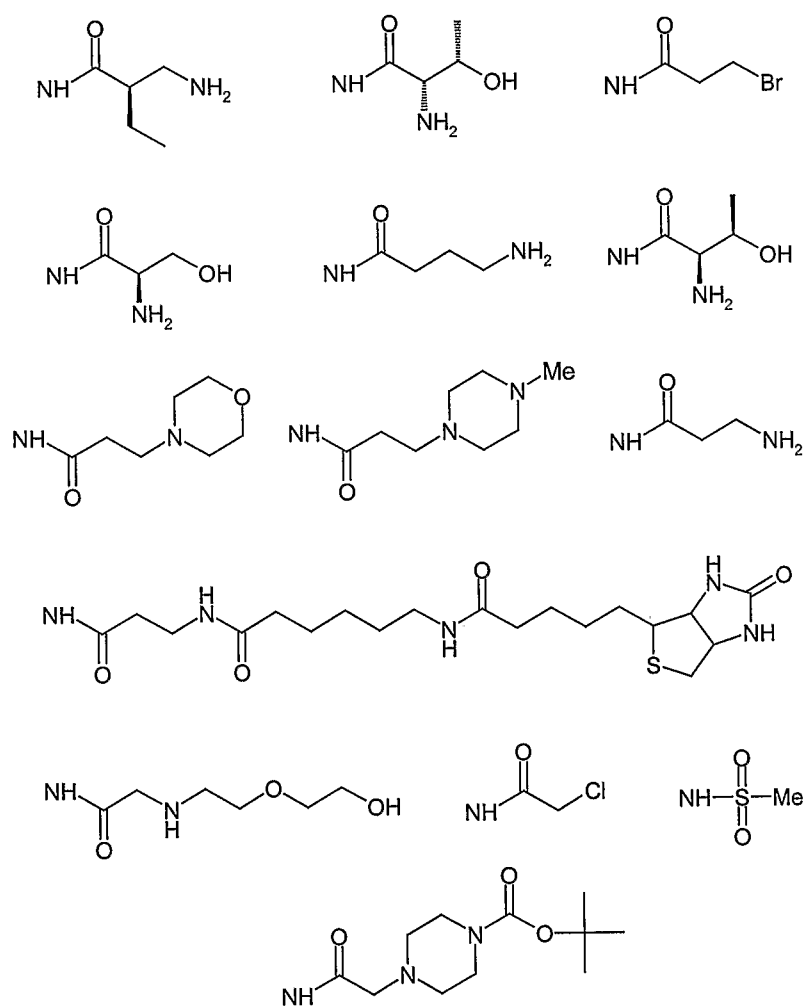
17

In one especially preferred embodiment of the invention, Y is a 2-oxo-hexahydro-thien[3,4-d]imidazole group.

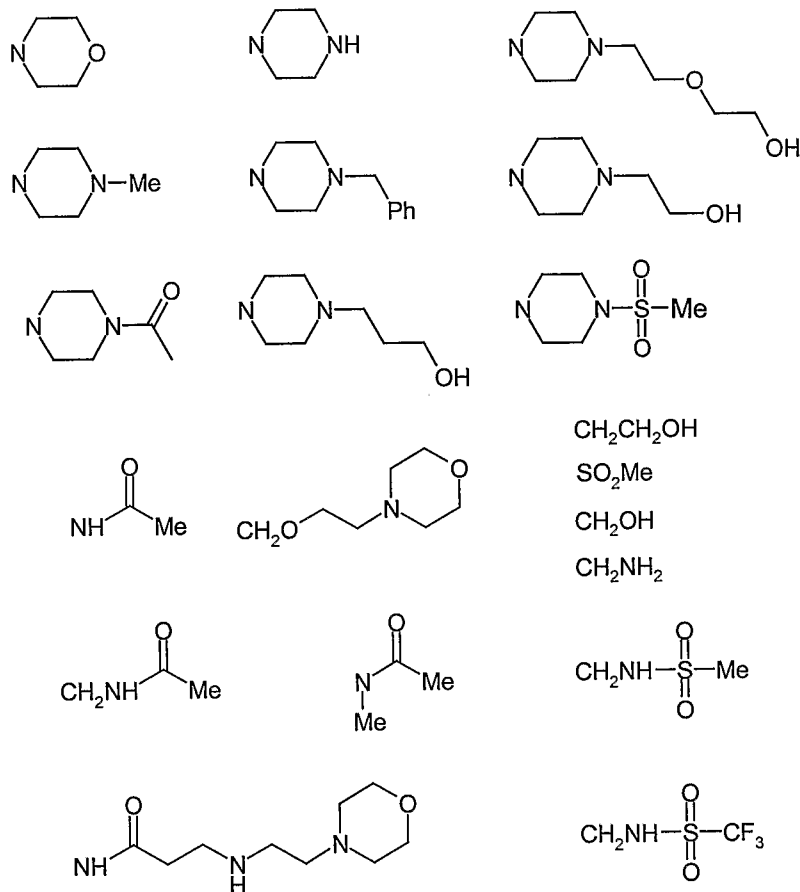
In one preferred embodiment, at least one of R^2 , R^6 or R^7 is R^{11} .

5

For this embodiment, preferably R^{11} is selected from the following:



18

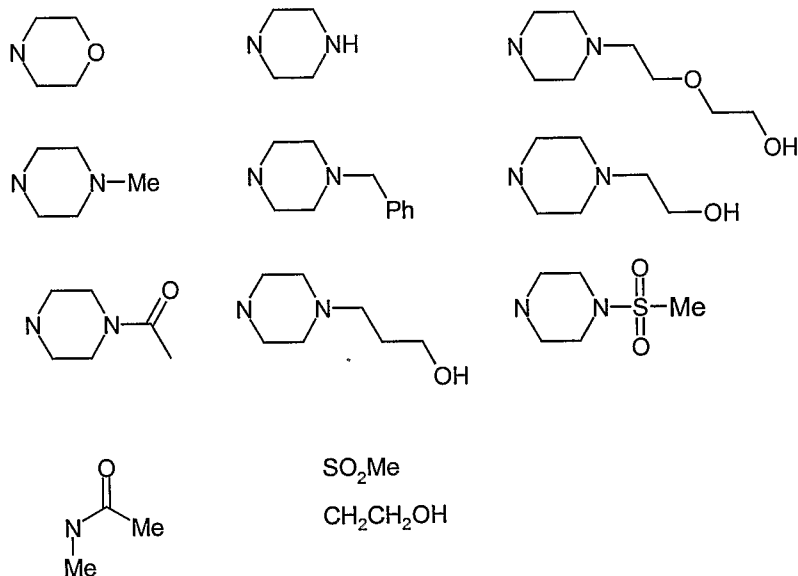


In one especially preferred embodiment, R⁶ or R⁷ is R¹¹. More preferably, R⁶ is R¹¹ and R²,
 5 R⁴, R⁵, R⁷ and R⁸ are each independently selected from alkyl, H, CF₃, OH, O-alkyl,
 halogeno, NO₂, NH₂, NH-alkyl and N-(alkyl)₂. More preferably still, R⁶ is R¹¹ and R², R⁴,
 R⁵, R⁷ and R⁸ are each independently selected from alkyl, H, O-alkyl, halogeno, NO₂, NH₂
 and NH-alkyl. Even more preferably, R⁶ is R¹¹ and R⁴, R⁵, R⁷ and R⁸ are all H and R² is
 selected from alkyl, O-alkyl, NH₂ and NH-alkyl.

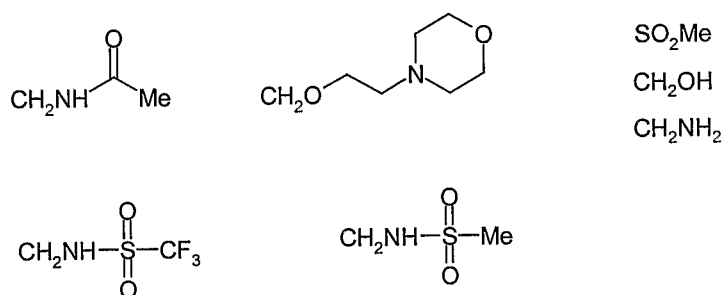
10

Even more preferably still, for this embodiment, R¹¹ is selected from:

19



In another preferred embodiment, R⁷ is R¹¹ and R⁴, R⁵, R⁶, R⁸ are all H, and R² is selected from alkyl, O-alkyl, NH₂ and NH-alkyl. Preferably, for this embodiment, R¹¹ is selected from:

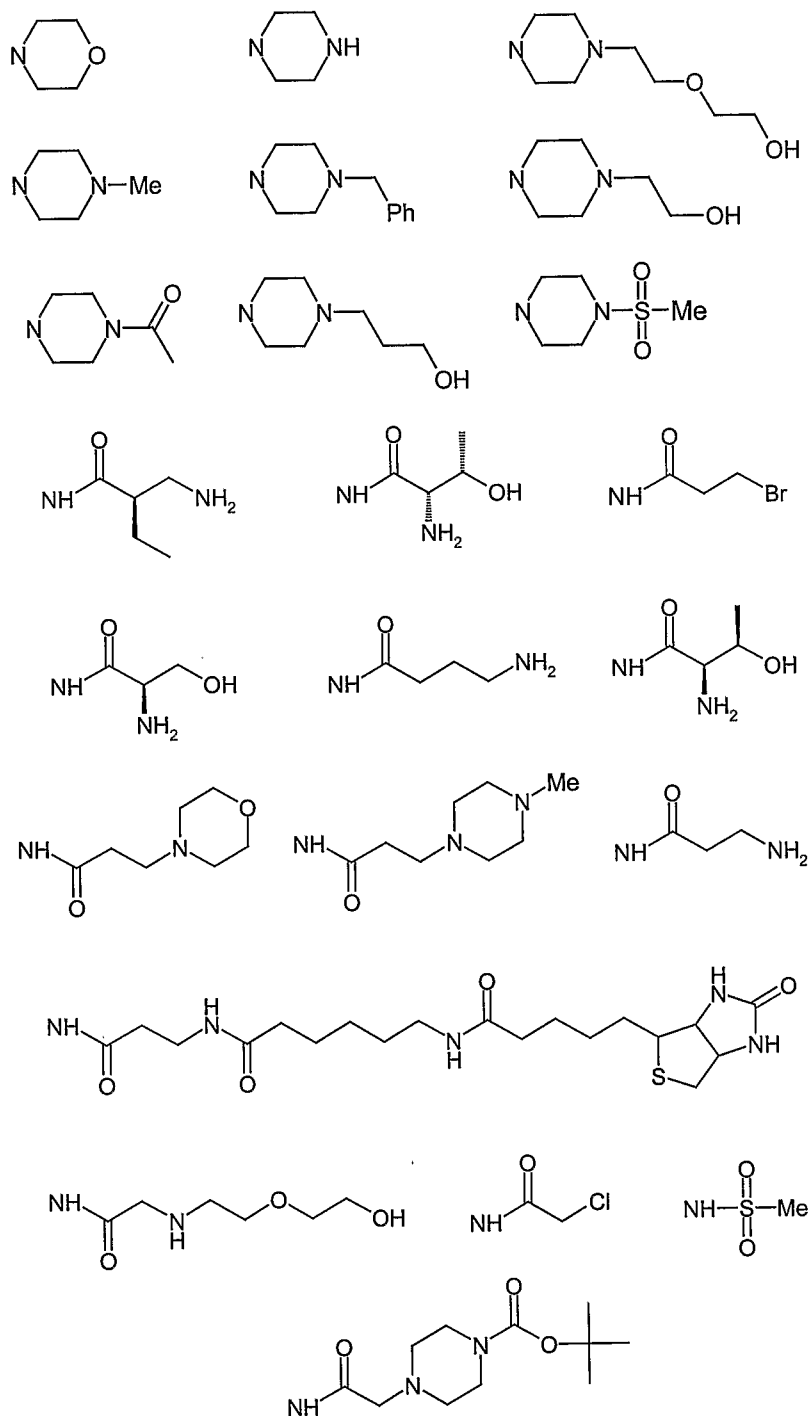


5

In another preferred embodiment of the invention, at least one of R² or R⁶ is R¹¹.

For this embodiment, R¹¹ is preferably selected from the following:

20



In one especially preferred embodiment, R^6 is R^{11} .

21

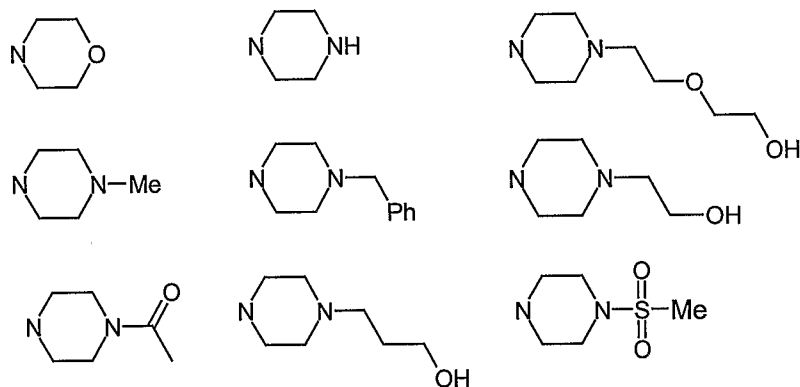
For this embodiment, where R^6 is R^{11} , preferably R^2 , R^4 , R^5 , R^7 and R^8 are each independently selected from alkyl, H, CF_3 , OH, O-alkyl, halogeno, NO_2 , NH_2 , NH-alkyl and N-(alkyl) $_2$.

- 5 Even more preferably, R^2 , R^4 , R^5 , R^7 and R^8 are each independently selected from alkyl, H, O-alkyl, halogeno, NO_2 , NH_2 and NH-alkyl.

More preferably still, R^4 , R^5 , R^7 and R^8 are all H and R^2 is selected from alkyl, O-alkyl, NH_2 and NH-alkyl.

10

More preferably still, R^{11} is selected from:



In an alternative preferred embodiment, R^2 is R^{11} .

15

For this embodiment, R^2 is R^{11} , preferably R^4 , R^5 , R^6 , R^7 and R^8 are each independently selected from alkyl, H, CF_3 , OH, O-alkyl, halogeno, NO_2 , NH_2 , NH-alkyl and N-(alkyl) $_2$.

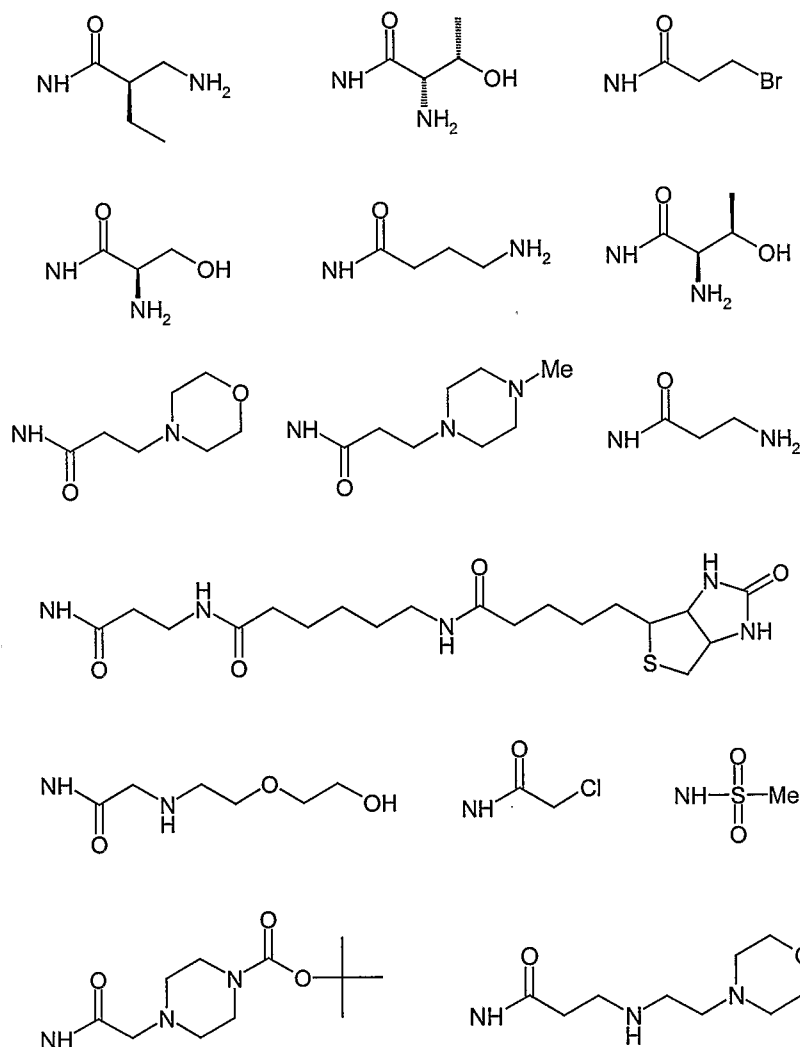
More preferably, R^4 , R^5 , R^6 , R^7 and R^8 are each independently selected from H, O-alkyl, halogeno, N-(alkyl) $_2$, NO_2 .

20

More preferably still, one of R^5 or R^7 is selected from NO_2 , alkoxy, halogeno and N-(alkyl) $_2$, and the remainder of R^4 , R^5 , R^6 , R^7 and R^8 are all H.

22

More preferably still, R¹¹ is selected from:



5 In one preferred embodiment, R³ is H.

In one preferred embodiment of the invention, R¹ is methyl, Z is NH and R³ is H.

In one preferred embodiment, Z is NH.

10

In another preferred embodiment, Z is NHCOCH₂. Preferably, for this embodiment, R² is N(alkyl)₂, NH-alkyl, alkyl, more preferably NMe₂, NHet or Me. Preferably, for this

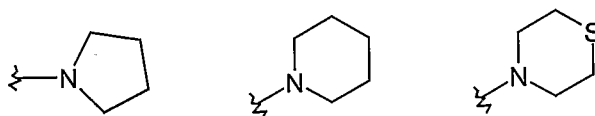
23

embodiment, R^3 is H and R^1 is alkyl, more preferably Me. Preferably, for this embodiment, R^{4-8} are each independently selected from H, NO_2 , alkoxy and halogen, more preferably H, NO_2 , chloro and OMe.

- 5 In one preferred embodiment, Z is -NH- and at least one of R^4 - R^8 is selected from $(CH_2)_nNR^{17}COR^{18}$ and $SO_2NR^{19}R^{20}$.

- In another preferred embodiment, Z is -NH- and at least one of R^4 - R^8 is N-piperidinyl, N-pyrrolidinyl or N-thiomorpholinyl, each of which may be optionally substituted by one or
 10 more alkyl, alkoxy or CO-alkyl groups. Preferably, for this embodiment, R^1 is alkyl, more preferably Me, and R^3 is H. Preferably, for this embodiment, R^1 is alkyl, NH_2 , NH-alkyl, hydroxy-substituted alkyl or pyridinyl, more preferably, Me, NH_2 , NHEt, CH_2OH or 3-pyridinyl. Preferably, for this embodiment, the remainder of R^4 - R^8 are each independently
 15 selected from H, alkyl and alkoxy, more preferably, H, Me and OMe. More preferably still, R^6 is N-piperidinyl, N-pyrrolidinyl or N-thiomorpholinyl, R^7 is H, Me or OMe, and R^4 , R^5 and R^8 are all H.

More preferably, at least one of R^4 - R^8 is selected from



20

In one preferred embodiment, Z is -NH-, one of R^6 and R^7 is selected from:

$(CH_2)_nNR^{17}COR^{18}$;

$SO_2NR^{19}R^{20}$; and

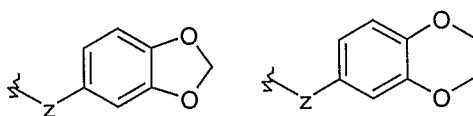
- N-piperidinyl, N-pyrrolidinyl and N-thiomorpholinyl, each of which may be optionally
 25 substituted by one or more alkyl, alkoxy or CO-alkyl groups;
 and the other of R^6 and R^7 is H, alkyl or alkoxy, preferably, H, Me or OMe.

24

In one preferred embodiment, Z is -NH- and two of R⁴-R⁸ are linked to form a cyclic ether containing one or more oxygens.

More preferably, R⁶ and R⁷ are linked to form a cyclic ether containing one or more
 5 oxygens. Preferably, for this embodiment, R⁴, R⁵ and R⁸ are H. Preferably, for this
 embodiment, R² is NH-alkyl, NH₂, pyridinyl or NH-aralkyl, more preferably NHEt, NH₂,
 3-pyridinyl or NHCH₂CH₂Ph. Preferably, for this embodiment, R¹ is alkyl, more
 preferably Me.

10 Even more preferably, R⁶ and R⁷ are linked to form a cyclic ether as shown below



In one preferred embodiment, at least one of R⁶ and R⁷ is (CH₂)_nNR¹⁷COR¹⁸ or
 15 SO₂NR¹⁹R²⁰.

In one especially preferred embodiment, at least one of R⁴-R⁸ is (CH₂)_nNR¹⁷COR¹⁸.
 Preferably, n is 1, R¹⁷ is H and R¹⁸ is phenyl or pyridinyl.

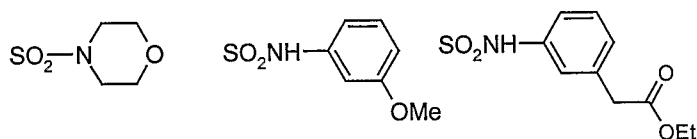
20 In one especially preferred embodiment, at least one of R⁴-R⁸ is SO₂NR¹⁹R²⁰.

More preferably,

- (i) one of R¹⁹ and R²⁰ is H and the other is an alkyl, aralkyl, aryl or heteroaryl group,
 each of which is optionally substituted by one or more alkoxy, alkyl, OH or
 25 CH₂CO₂-alkyl groups;
- (ii) R¹⁹ and R²⁰ are each independently alkyl; or
- (iii) R¹⁹ and R²⁰ together with the nitrogen to which they are attached are linked to form
 a morpholinyl group.

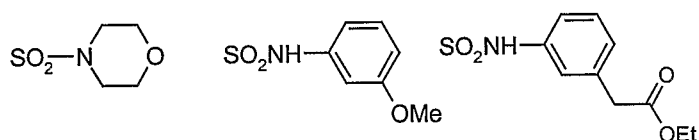
25

In another preferred embodiment, at least one of R^4 - R^8 is selected from



- 5 CH_2NHCOPh , $\text{CH}_2\text{NHCO-pyridinyl}$, SO_2NHCOMe , $\text{SO}_2\text{NHCH}_2\text{Ph}$, SO_2NHMe , $\text{SO}_2\text{NHC(Me)}_2\text{CH}_2\text{OH}$, $\text{SO}_2\text{NH}^i\text{Pr}$, SO_2NHEt , SO_2NEt_2 , $\text{SO}_2\text{NHCH}_2\text{CH}_2\text{OH}$ and $\text{SO}_2\text{NHCH}_2\text{CH}_2\text{OMe}$.

- 10 In one particularly preferred embodiment, R^4 , R^5 and R^8 are all H, one of R^6 and R^7 is selected from the following:

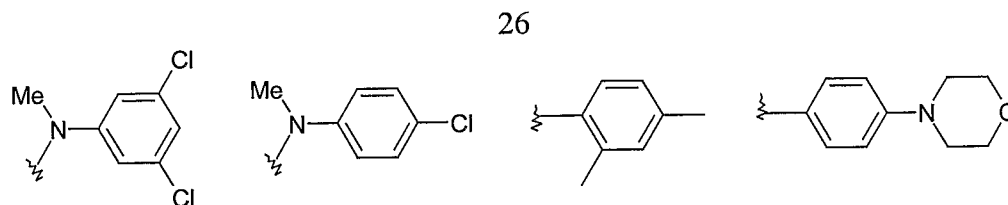


- CH_2NHCOPh , $\text{CH}_2\text{NHCO-pyridinyl}$, SO_2NHCOMe , $\text{SO}_2\text{NHCH}_2\text{Ph}$, $\text{SO}_2\text{NHC(Me)}_2\text{CH}_2\text{OH}$, SO_2NHMe , $\text{SO}_2\text{NH}^i\text{Pr}$, SO_2NHEt , SO_2NEt_2 , $\text{SO}_2\text{NHCH}_2\text{CH}_2\text{OH}$ and $\text{SO}_2\text{NHCH}_2\text{CH}_2\text{OMe}$;
15 and the other of R^6 and R^7 is H, alkyl or alkoxy, preferably H, MeO, or Me.

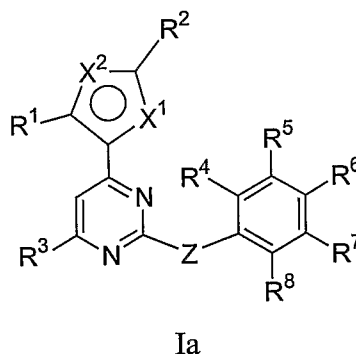
In another particularly preferred embodiment, R^4 , R^5 , R^7 and R^8 are all H and R^6 is $\text{SO}_2\text{NHCH}_2\text{CH}_2\text{OMe}$.

- 20 In one preferred embodiment, R^2 is selected from aryl, aryl- R^9 , NH_2 , NH(alkyl) , alkyl, N(alkyl)_2 , N(alkyl)CO-alkyl , N(alkyl)(aryl) , NH(aryl) , CH_2OH , wherein said alkyl and aryl groups are optionally substituted by one or more alkoxy, halo, CF_3 or R^{11} groups.

- More preferably, R^2 is selected from NH_2 , NHMe , N(Me(Et)) , NHEt , NH^tBu , Me,
25 $\text{NHCH}_2\text{CH}_2\text{OMe}$, NMe_2 , CH_2OH , NHPh ,



Another aspect of the invention relates to compounds of formula Ia, or pharmaceutically acceptable salts thereof,



wherein:

one of X^1 and X^2 is S, and the other of X^1 and X^2 is N;

- 10 Z is NH, NHCO, CONH-alkyl, NHSO₂, NHCH₂, CH₂, CH₂CH₂, CH=CH, SO-alkyl, SO₂-alkyl, SO₂, SO, S or O;

- 15 R^1 , R^3 , R^4 , R^5 , R^6 , R^7 and R^8 are each independently H, alkyl, alkyl- R^9 , aryl, aryl- R^9 , aralkyl, aralkyl- R^9 , halogeno, NO₂, CN, OH, O-alkyl, COR⁹, COOR⁹, O-aryl, O- R^9 , NH₂, NH-alkyl, NH-aryl, N-(alkyl)₂, N-(aryl)₂, N-(alkyl)(aryl), NH- R^9 , N-(R^9)(R^{10}), N-(alkyl)(R^9), N-(aryl)(R^9), COOH, CONH₂, CONH-alkyl, CONH-aryl, CON-(alkyl)(R^9), CON(aryl)(R^9), CONH- R^9 , CON-(R^9)(R^{10}), SO₃H, SO₂-alkyl, SO₂-alkyl- R^9 , SO₂-aryl, SO₂-aryl- R^9 , SO₂NH₂, SO₂NH- R^9 , SO₂N-(R^9)(R^{10}), CF₃, CO-alkyl, CO-alkyl- R^9 , CO-aryl, CO-aryl- R^9 or R^{11} , wherein alkyl, aryl, aralkyl groups may be further substituted with one or more groups selected from halogeno, NO₂, OH, O-methyl, NH₂, COOH, CONH₂ and CF₃;

- 20 R^9 and R^{10} are each independently solubilising groups selected from:

- (i) - a mono-, di- or polyhydroxylated alicyclic group;

27

- a di- or polyhydroxylated aliphatic or aromatic group;
- a carbohydrate derivative;
- an O- and/or S-containing heterocyclic group optionally substituted by one or more hydroxyl groups;
- 5 - an aliphatic or aromatic group containing a carboxamide, sulfoxide, sulfone, or sulfonamide function; or
- a halogenated alkylcarbonyl group;
- (ii) COOH , SO_3H , OSO_3H , PO_3H_2 , or OPO_3H_2 ;
- (iii) Y, where Y is selected from an alicyclic, aromatic, or heterocyclic group comprising one or more of the functions $=\text{N}-$, $-\text{O}-$, $-\text{NH}_2$, $-\text{NH}-$, a quarternary amine salt, guanidine, and amidine, where Y is optionally substituted by one or more substituents selected from:
 - SO_2 -alkyl;
 - alkyl optionally substituted by one or more OH groups;
 - 15 - CO-alkyl;
 - aralkyl;
 - COO-alkyl; and
 - an ether group optionally substituted by one or more OH groups; and
 where Y is other than pyridinyl;
- 20 (iv) a natural or unnatural amino acid, a peptide or a peptide derivative;

each R^{11} is a solubilising group as defined for R^9 and R^{10} in (i) or (iv) above; or is selected from:

- (v) OSO_3H , PO_3H_2 , or OPO_3H_2 ;
- 25 (vi) Y as defined above, but excluding guanidine and quarternary amine salts;
- (vii) $\text{NHCO}(\text{CH}_2)_m[\text{NHCO}(\text{CH}_2)_{m'}]_p[\text{NHCO}(\text{CH}_2)_{m''}]_q\text{Y}$ or $\text{NHCO}(\text{CH}_2)_t\text{NH}(\text{CH}_2)_{t'}\text{Y}$ where p and q are each 0 or 1, and m, m', m'', t and t' are each independently an integer from 1 to 10; and
- (viii) $(\text{CH}_2)_n\text{NR}^{14}\text{COR}^{12}$, $(\text{CH}_2)_n\text{NR}^{15}\text{SO}_2\text{R}^{13}$, or SO_2R^{16} , where R^{12} , R^{13} and R^{16} are each alkyl groups optionally comprising one or more heteroatoms, and which are
- 30

28

optionally substituted by one or more substituents selected from OH, NH₂, halogen and NO₂, R¹⁴ and R¹⁵ are each independently H or alkyl, and n and n' are each independently 0, 1, 2, or 3;

- (ix) an ether or polyether optionally substituted by one or more hydroxyl groups or one or more Y groups;
- (x) (CH₂)_rNH₂; where r is 0, 1, 2, or 3;
- (xi) (CH₂)_rOH; where r' is 0, 1, 2, or 3;
- (xii) (CH₂)_nNR¹⁷COR¹⁸ where R¹⁷ is H or alkyl, n'' is 0, 1, 2 or 3 and R¹⁸ is an aryl group optionally substituted by one or more substituents selected from halogeno, NO₂, OH, alkoxy, NH₂, COOH, CONH₂ and CF₃;
- (xiii) SO₂NR¹⁹R²⁰ where R¹⁹ and R²⁰ are each independently H, alkyl or aryl, with the proviso that at least one of R¹⁹ and R²⁰ is other than H, or R¹⁹ and R²⁰ are linked to form a cyclic group optionally containing one or more heteroatoms selected from N, O and S, and wherein said alkyl, aryl or cyclic group is optionally substituted by one or more substituents selected from halogeno, NO₂, OH, alkoxy, NH₂, COOH, CONH₂ and CF₃;

with the proviso that at least one of R⁴-R⁸ is selected from (CH₂)_nNR¹⁷COR¹⁸ and SO₂NR¹⁹R²⁰.

- In one preferred embodiment of the invention, at least one of R⁶ and R⁷ is (CH₂)_nNR¹⁷COR¹⁸ or SO₂NR¹⁹R²⁰.

In another preferred embodiment of the invention, at least one of R⁴-R⁸ is (CH₂)_nNR¹⁷COR¹⁸. More preferably, n'' is 1, R¹⁷ is H and R¹⁸ is phenyl.

In one preferred embodiment of the invention, at least one of R⁴-R⁸ is SO₂NR¹⁹R²⁰.

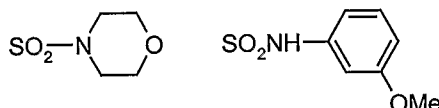
More preferably,

- (i) one of R¹⁹ and R²⁰ is H and the other is an alkyl or aryl group each of which is optionally substituted by an alkoxy group;

29

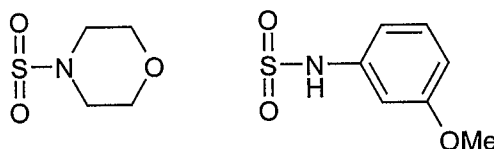
- (ii) R^{19} and R^{20} are each independently alkyl; or
 (iii) R^{19} and R^{20} together with the nitrogen to which they are attached are linked to form a morpholine group.

5 In one particularly preferred embodiment, at least one of R^4 - R^8 is selected from



$CH_2NHCOPh$, SO_2NHMe , SO_2NHET and $SO_2NHCH_2CH_2OMe$.

10 In an even more preferred embodiment, R^4 , R^5 and R^8 are all H, R^6 is H or Me and R^7 is selected from the following:



$CH_2NHCOPh$, SO_2NHMe and SO_2NHET .

15 In another particularly preferred embodiment, R^4 , R^5 , R^7 and R^8 are all H and R^6 is $SO_2NHCH_2CH_2OMe$.

20 In one especially preferred embodiment of the invention, the compound of formula I is selected from compounds [9], [21], [22], [26], [29], [30]-[33], [36]-[41], [43], [52]-[56], [62]-[78], [80]-[82], [84], [91]-[98], [102], [110], [177]-[181], [183], [193]-[195], [197]-[199], [201]-[209] and [216].

In another especially preferred embodiment of the invention, the compound of formula Ia is selected from the following:

N-{3-[4-(2,4-Dimethyl-thiazol-5-yl)-pyrimidin-2-ylamino]-benzyl}-benzamide[9];

N-Methyl-3-[4-(4-methyl-2-methylamino-thiazol-5-yl)-pyrimidin-2-ylamino]-benzenesulfonamide[21];

3-[4-(2-Ethylamino-4-methyl-thiazol-5-yl)-pyrimidin-2-ylamino]-N-methyl-benzenesulfonamide[22];

3-[4-(2-Amino-4-methyl-thiazol-5-yl)-pyrimidin-2-ylamino]-N-methyl-benzenesulfonamide[26];

N-Ethyl-3-[4-(2-ethylamino-4-methyl-thiazol-5-yl)-pyrimidin-2-ylamino]-benzenesulfonamide[29];

3-[4-(2-Amino-4-methyl-thiazol-5-yl)-pyrimidin-2-ylamino]-N-ethyl-benzenesulfonamide[30];

N-Ethyl-3-[4-(4-methyl-2-methylamino-thiazol-5-yl)-pyrimidin-2-ylamino]-benzenesulfonamide[31];

N-(3-Methoxy-phenyl)-3-[4-(4-methyl-2-methylamino-thiazol-5-yl)-pyrimidin-2-ylamino]-benzenesulfonamide[32];

3-[4-(2,4-Dimethyl-thiazol-5-yl)-pyrimidin-2-ylamino]-N-methyl-benzenesulfonamide[33];

[4-(2-Ethylamino-4-methyl-thiazol-5-yl)-pyrimidin-2-yl]-[4-methyl-3-(morpholine-4-sulfonyl)-phenyl]-amine[36];

[4-(4-Methyl-2-methylamino-thiazol-5-yl)-pyrimidin-2-yl]-[4-methyl-3-(morpholine-4-sulfonyl)-phenyl]-amine[37];

[4-(2-Amino-4-methyl-thiazol-5-yl)-pyrimidin-2-yl]-[4-methyl-3-(morpholine-4-sulfonyl)-phenyl]-amine[38];

4-[4-(2-Ethylamino-4-methyl-thiazol-5-yl)-pyrimidin-2-ylamino]-N-(2-methoxy-ethyl)-benzenesulfonamide [39];

N-(2-Methoxy-ethyl)-4-[4-(4-methyl-2-methylamino-thiazol-5-yl)-pyrimidin-2-ylamino]-benzenesulfonamide[40];

4-[4-(2-Amino-4-methyl-thiazol-5-yl)-pyrimidin-2-ylamino]-N-(2-methoxy-ethyl)-benzenesulfonamide[41];

4-[4-(2,4-Dimethyl-thiazol-5-yl)-pyrimidin-2-ylamino]-N-(2-methoxy-ethyl)-benzenesulfonamide[43];

N,N-Diethyl-4-[4-(4-methyl-2-methylamino-thiazol-5-yl)-pyrimidin-2-ylamino]-benzenesulfonamide[52].

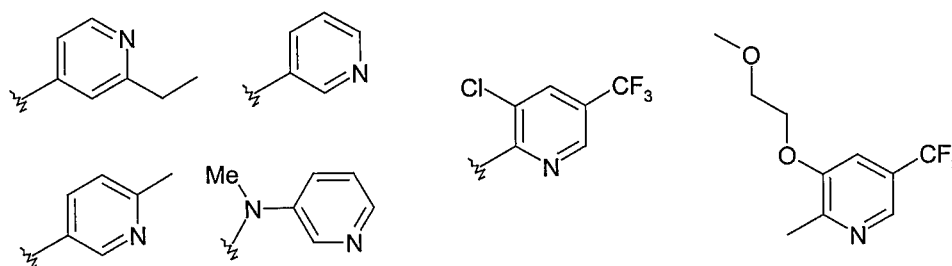
COMPOUNDS OF FORMULA II

As mentioned above, another aspect of the invention relates to compounds of formula II as defined above, or pharmaceutically acceptable salts thereof.

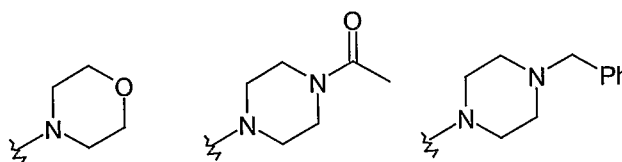
- 5 Preferred definitions of R^1 , R^{3-6} , R^{7-8} , Z, X^1 , X^2 are as set forth above in respect of compounds of formula I.

Preferably, R^2 is selected from pyridinyl, N(methyl)pyridinyl, NH(aralkyl) and N(methyl)(aralkyl), wherein said pyridinyl or aralkyl groups may be optionally substituted
 10 by one or more alkyl, CF_3 or ether groups.

More preferably, R^2 is selected from N(Me) CH_2Ph , $NHCH_2CH_2Ph$, $NHCH_2Ph$,



- 15 In one preferred embodiment, R^6 is an alicyclic group selected from



Preferably, for this embodiment, R^4 , R^5 , R^7 and R^8 are each independently selected from H, alkyl, alkoxy and halo. More preferably, R^4 , R^5 , R^7 and R^8 are all H.

20

In another preferred embodiment, R^6 or R^7 is $CH_2NHCOMe$. Preferably, for this embodiment, the remainder of R^4 , R^5 , R^6 , R^7 and R^8 are each independently selected from

32

H, alkyl, alkoxy and halo. More preferably, the remainder of R⁴, R⁵, R⁶, R⁷ and R⁸ are all H.

5 In one particularly preferred embodiment, the compound of formula II is selected from compounds [99], [100], [101], [103], [104]-[109], [117]-[119], [122], [126], [127], [153], [156], [158] and [162]-[165].

BIOLOGICAL ACTIVITY

10 In one preferred embodiment the compound of the invention is capable of exhibiting an antiproliferative effect in human cell lines, as measured by a standard 72h MTT cytotoxicity assay. Preferably, the compound of the invention exhibits an IC₅₀ value of less than 10 μ M, more preferably less than 5 μ M, even more preferably less than 1 μ M as measured by said MTT assay. More preferably still, the compound exhibits an IC₅₀ value of less than 0.5 μ M, more preferably still less than 0.2 μ M.

15

In another preferred embodiment, the compound of the invention is capable of inhibiting one or more protein kinases, as measured by the assays described in the accompanying Examples section. Preferably, the compound of the invention exhibits an IC₅₀ value of less than 10 μ M, more preferably less than 5 μ M, even more preferably less than 1 μ M or less
20 than 0.5 μ M, more preferably still less than 0.1 μ M.

25

More preferably still, the compound exhibits an IC₅₀ value of less than 0.01 μ M. For example, preferably the compound is selected from compound numbers [5]-[7], [13], [18]-[28], [30], [31], [34], [35], [38]-[40] and [44]-[49] of Table 1.

Even more preferably still, the compound exhibits an IC₅₀ value of less than 0.005 μ M. For example, preferably the compound is selected from compound numbers [5], [6], [19]-[22], [24], [26]-[28], [31], [34], [35], [39], [40] and [48] of Table 1.

More preferably still, the compound exhibits an IC_{50} value of less than $0.002 \mu M$. For example, preferably the compound is selected from compound numbers [19], [20], [27], [28], [35] and [40] of Table 1. More preferably still, the compound is compound [27].

- 5 In one preferred embodiment, the compound exhibits a pIC_{50} value, where $pIC_{50} = -\log(IC_{50}, M)$, of at least 4, more preferably at least 5, more preferably still at least 6, even more preferably at least 7, and more preferably at least 8.

In one preferred embodiment, the compound of the invention is selected from compound
10 numbers [59] and [138].

In another preferred embodiment, the compound of the invention is selected from compound numbers [19], [27], [34], [37], [38], [55] and [59].

- 15 In one preferred embodiment, the compound of the invention exhibits a selectivity for inhibiting one or more particular kinases over one or more other kinases. For example, in one particularly preferred embodiment, the compound of the invention exhibits a selectivity for inhibiting one or more protein kinases selected from a CDK, GSK, aurora and VEGFR2 over other one or more other kinases. More preferably, the compound of the
20 invention exhibits a selectivity for a CDK, GSK, aurora kinase or VEGFR2 over one or more other kinases of at least 2-fold, more preferably at least 5-fold, more preferably still at least 10-fold, even more preferably at least 25-fold or 50-fold.

THERAPEUTIC USE

- 25 The compounds of the invention have been found to possess anti-proliferative activity and are therefore believed to be of use in the treatment of proliferative disorders such as cancers, leukaemias and other disorders associated with uncontrolled cellular proliferation such as psoriasis and restenosis.

Thus, one aspect of the invention relates to the use of a compound of the invention, or a pharmaceutically acceptable salt thereof, in the preparation of a medicament for treating a proliferative disorder.

- 5 As used herein the phrase “preparation of a medicament” includes the use of one or more of the above described compounds directly as the medicament in addition to its use in a screening programme for further anti-viral and/or antiproliferative agents or in any stage of the manufacture of such a medicament.
- 10 As defined herein, an anti-proliferative effect within the scope of the present invention may be demonstrated by the ability to inhibit cell proliferation in an *in vitro* whole cell assay, for example using any of the cell lines AGS, H1299 or SJSA-1, or by showing inhibition of the interaction between HDM2 and p53 in an appropriate assay. These assays, including methods for their performance, are described in more detail in the accompanying
- 15 Examples. Using such assays it may be determined whether a compound is anti-proliferative in the context of the present invention.

- One preferred embodiment therefore relates to the use of one or more compounds of the invention in the treatment of proliferative disorders. Preferably, the proliferative disorder
- 20 is a cancer or leukaemia. The term proliferative disorder is used herein in a broad sense to include any disorder that requires control of the cell cycle, for example cardiovascular disorders such as restenosis and cardiomyopathy, auto-immune disorders such as glomerulonephritis and rheumatoid arthritis, dermatological disorders such as psoriasis, anti-inflammatory, anti-fungal, antiparasitic disorders such as malaria, emphysema and
- 25 alopecia. In these disorders, the compounds of the present invention may induce apoptosis or maintain stasis within the desired cells as required.

- The compounds of the invention may inhibit any of the steps or stages in the cell cycle, for example, formation of the nuclear envelope, exit from the quiescent phase of the cell cycle
- 30 (G0), G1 progression, chromosome decondensation, nuclear envelope breakdown, START,

35

initiation of DNA replication, progression of DNA replication, termination of DNA replication, centrosome duplication, G2 progression, activation of mitotic or meiotic functions, chromosome condensation, centrosome separation, microtubule nucleation, spindle formation and function, interactions with microtubule motor proteins, chromatid separation and segregation, inactivation of mitotic functions, formation of contractile ring, and cytokinesis functions. In particular, the compounds of the invention may influence certain gene functions such as chromatin binding, formation of replication complexes, replication licensing, phosphorylation or other secondary modification activity, proteolytic degradation, microtubule binding, actin binding, septin binding, microtubule organising centre nucleation activity and binding to components of cell cycle signalling pathways.

In one embodiment, the compound of the invention is administered in an amount sufficient to inhibit at least one CDK enzyme. Assays for determining CDK activity are described in more detail in the accompanying examples.

A further aspect of the invention relates to a method of treating a CDK-dependent disorder, said method comprising administering to a subject in need thereof, a compound of the invention or a pharmaceutically acceptable salt thereof, as defined above in an amount sufficient to inhibit a CDK.

Another aspect relates to the use of a compound of the invention as an anti-mitotic agent.

Yet another aspect relates to the use of a compound of the invention for treating a neurodegenerative disorder.

Preferably, the neurodegenerative disorder is neuronal apoptosis.

Another aspect of the invention relates to the use of a compound of the invention as an antiviral agent.

30

36

Thus, another aspect of the invention relates to the use of a compound of the invention in the preparation of a medicament for treating a viral disorder, such as human cytomegalovirus (HCMV), herpes simplex virus type 1 (HSV-1), human immunodeficiency virus type 1 (HIV-1), and varicella zoster virus (VZV).

5

In a more preferred embodiment of the invention, the compound of the invention is administered in an amount sufficient to inhibit one or more of the host cell CDKs involved in viral replication, i.e. CDK2, CDK7, CDK8, and CDK9 [Wang D, De la Fuente C, Deng L, Wang L, Zilberman I, Eadie C, Healey M, Stein D, Denny T, Harrison LE, Meijer L, Kashanchi F. Inhibition of human immunodeficiency virus type 1 transcription by chemical cyclin-dependent kinase inhibitors. J. Virol. 2001; 75: 7266-7279].

10

As defined herein, an anti-viral effect within the scope of the present invention may be demonstrated by the ability to inhibit CDK2, CDK7, CDK8 or CDK9.

15

In a particularly preferred embodiment, the invention relates to the use of one or more compounds of the invention in the treatment of a viral disorder which is CDK dependent or sensitive. CDK dependent disorders are associated with an above normal level of activity of one or more CDK enzymes. Such disorders preferably associated with an abnormal level of activity of CDK2, CDK7, CDK8 and/or CDK9. A CDK sensitive disorder is a disorder in which an aberration in the CDK level is not the primary cause, but is downstream of the primary metabolic aberration. In such scenarios, CDK2, CDK7, CDK8 and/or CDK9 can be said to be part of the sensitive metabolic pathway and CDK inhibitors may therefore be active in treating such disorders.

20

25

Another aspect relates to the use of compounds of the invention, or pharmaceutically acceptable salts thereof, in the preparation of a medicament for treating diabetes.

In a particularly preferred embodiment, the diabetes is type II diabetes.

30

37

GSK3 is one of several protein kinases that phosphorylate glycogen synthase (GS). The stimulation of glycogen synthesis by insulin in skeletal muscle results from the dephosphorylation and activation of GS. GSK3's action on GS thus results in the latter's deactivation and thus suppression of the conversion of glucose into glycogen in muscles.

5

Type II diabetes (non-insulin dependent diabetes mellitus) is a multi-factorial disease. Hyperglycaemia is due to insulin resistance in the liver, muscles, and other tissues, coupled with impaired secretion of insulin. Skeletal muscle is the main site for insulin-stimulated glucose uptake, there it is either removed from circulation or converted to glycogen.

10 Muscle glycogen deposition is the main determinant in glucose homeostasis and type II diabetics have defective muscle glycogen storage. There is evidence that an increase in GSK3 activity is important in type II diabetes [Chen, Y.H.; Hansen, L.; Chen, M.X.; Bjorbaek, C.; Vestergaard, H.; Hansen, T.; Cohen, P.T.; Pedersen, O. *Diabetes*, 1994, 43, 1234]. Furthermore, it has been demonstrated that GSK3 is over-expressed in muscle cells

15 of type II diabetics and that an inverse correlation exists between skeletal muscle GSK3 activity and insulin action [Nikoulina, S.E.; Ciaraldi, T.P.; Mudaliar, S.; Mohideen, P.; Carter, L.; Henry, R.R. *Diabetes*, 2000, 49, 263].

GSK3 inhibition is therefore of therapeutic significance in the treatment of diabetes, particularly type II, and diabetic neuropathy.

20

It is notable that GSK3 is known to phosphorylate many substrates other than GS, and is thus involved in the regulation of multiple biochemical pathways. For example, GSK is highly expressed in the central and peripheral nervous systems.

25

Another aspect therefore relates to the use of compounds of the invention, or pharmaceutically acceptable salts thereof, in the preparation of a medicament for treating a CNS disorders, for example neurodegenerative disorders. Preferably, the CNS disorder is Alzheimer's disease.

30

Tau is a GSK-3 substrate which has been implicated in the etiology of Alzheimer's disease. In healthy nerve cells, Tau co-assembles with tubulin into microtubules. However, in Alzheimer's disease, tau forms large tangles of filaments, which disrupt the microtubule structures in the nerve cell, thereby impairing the transport of nutrients as well as the transmission of neuronal messages.

Without wishing to be bound by theory, it is believed that GSK3 inhibitors may be able to prevent and/or reverse the abnormal hyperphosphorylation of the microtubule-associated protein tau that is an invariant feature of Alzheimer's disease and a number of other neurodegenerative diseases, such as progressive supranuclear palsy, corticobasal degeneration and Pick's disease. Mutations in the tau gene cause inherited forms of fronto-temporal dementia, further underscoring the relevance of tau protein dysfunction for the neurodegenerative process [Goedert, M. *Curr. Opin. Gen. Dev.*, 2001, 11, 343].

Another aspect relates to the use of compounds of the invention, or pharmaceutically acceptable salts thereof, in the preparation of a medicament for treating bipolar disorder.

Yet another aspect relates to the use of compounds of the invention, or pharmaceutically acceptable salts thereof, in the preparation of a medicament for treating a stroke.

Reducing neuronal apoptosis is an important therapeutic goal in the context of head trauma, stroke, epilepsy, and motor neuron disease [Mattson, M.P. *Nat. Rev. Mol. Cell. Biol.*, 2000, 1, 120]. Therefore, GSK3 as a pro-apoptotic factor in neuronal cells makes this protein kinase an attractive therapeutic target for the design of inhibitory drugs to treat these diseases.

Yet another aspect relates to the use of compounds of the invention, or pharmaceutically acceptable salts thereof, in the preparation of a medicament for treating alopecia.

Hair growth is controlled by the Wnt signalling pathway, in particular Wnt-3. In tissue-culture model systems of the skin, the expression of non-degradable mutants of β -catenin leads to a dramatic increase in the population of putative stem cells, which have greater proliferative potential [Zhu, A.J.; Watt, F.M. Development, 1999, 126, 2285]. This population of stem cells expresses a higher level of non-cadherin-associated β -catenin [DasGupta, R.; Fuchs, E. Development, 1999, 126, 4557], which may contribute to their high proliferative potential. Moreover, transgenic mice overexpressing a truncated β -catenin in the skin undergo de novo hair-follicle morphogenesis, which normally is only established during embryogenesis. The ectopic application of GSK3 inhibitors may therefore be therapeutically useful in the treatment of baldness and in restoring hair growth following chemotherapy-induced alopecia.

A further aspect of the invention relates to a method of treating a GSK3-dependent disorder, said method comprising administering to a subject in need thereof, a compound of the invention or a pharmaceutically acceptable salt thereof, as defined above in an amount sufficient to inhibit GSK3.

Preferably, the compound of the invention, or pharmaceutically acceptable salt thereof, is administered in an amount sufficient to inhibit GSK3 β .

In one embodiment of the invention, the compound of the invention is administered in an amount sufficient to inhibit at least one PLK enzyme.

A further aspect of the invention relates to a method of treating a PLK-dependent disorder, said method comprising administering to a subject in need thereof, a compound of the invention or a pharmaceutically acceptable salt thereof, as defined above in an amount sufficient to inhibit PLK.

The polo-like kinases (PLKs) constitute a family of serine/threonine protein kinases. Mitotic *Drosophila melanogaster* mutants at the polo locus display spindle abnormalities

[Sunkel et al., *J. Cell Sci.*, 1988, 89, 25] and polo was found to encode a mitotic kinase [Llamazares et al., *Genes Dev.*, 1991, 5, 2153]. In humans, there exist three closely related PLKs [Glover et al., *Genes Dev.*, 1998, 12, 3777]. They contain a highly homologous amino-terminal catalytic kinase domain and their carboxyl termini contain two or three conserved regions, the polo boxes. The function of the polo boxes remains incompletely understood but they are implicated in the targeting of PLKs to subcellular compartments [Lee et al., *Proc. Natl. Acad. Sci. USA*, 1998, 95, 9301; Leung et al., *Nat. Struct. Biol.*, 2002, 9, 719], mediation of interactions with other proteins [Kauselmann et al., *EMBO J.*, 1999, 18, 5528], or may constitute part of an autoregulatory domain [Nigg, *Curr. Opin. Cell Biol.*, 1998, 10, 776]. Furthermore, the polo box-dependent PLK1 activity is required for proper metaphase/anaphase transition and cytokinesis [Yuan et al., *Cancer Res.*, 2002, 62, 4186; Seong et al., *J. Biol. Chem.*, 2002, 277, 32282].

Studies have shown that human PLKs regulate some fundamental aspects of mitosis [Lane et al., *J. Cell. Biol.*, 1996, 135, 1701; Cogswell et al., *Cell Growth Differ.*, 2000, 11, 615]. In particular, PLK1 activity is believed to be necessary for the functional maturation of centrosomes in late G2/early prophase and subsequent establishment of a bipolar spindle. Depletion of cellular PLK1 through the small interfering RNA (siRNA) technique has also confirmed that this protein is required for multiple mitotic processes and completion of cytokinesis [Liu et al., *Proc. Natl. Acad. Sci. USA*, 2002, 99, 8672].

In a more preferred embodiment of the invention, the compound of the invention is administered in an amount sufficient to inhibit PLK1.

Of the three human PLKs, PLK1 is the best characterized; it regulates a number of cell division cycle effects, including the onset of mitosis [Toyoshima-Morimoto et al., *Nature*, 2001, 410, 215; Roshak et al., *Cell. Signalling*, 2000, 12, 405], DNA-damage checkpoint activation [Smits et al., *Nat. Cell Biol.*, 2000, 2, 672; van Vugt et al., *J. Biol. Chem.*, 2001, 276, 41656], regulation of the anaphase promoting complex [Sumara et al., *Mol. Cell*, 2002, 9, 515; Golan et al., *J. Biol. Chem.*, 2002, 277, 15552; Kotani et al., *Mol. Cell*, 1998,

1, 371], phosphorylation of the proteasome [Feng et al., *Cell Growth Differ.*, 2001, 12, 29], and centrosome duplication and maturation [Dai et al., *Oncogene*, 2002, 21, 6195].

Specifically, initiation of mitosis requires activation of M-phase promoting factor (MPF),
5 the complex between the cyclin dependent kinase CDK1 and B-type cyclins [Nurse, *Nature*, 1990, 344, 503]. The latter accumulate during the S and G2 phases of the cell cycle and promote the inhibitory phosphorylation of the MPF complex by WEE1, MIK1, and MYT1 kinases. At the end of the G2 phase, corresponding dephosphorylation by the dual-specificity phosphatase CDC25C triggers the activation of MPF [Nigg, *Nat. Rev. Mol.*
10 *Cell Biol.*, 2001, 2, 21]. In interphase, cyclin B localizes to the cytoplasm [Hagting et al., *EMBO J.*, 1998, 17, 4127], it then becomes phosphorylated during prophase and this event causes nuclear translocation [Hagting et al., *Curr. Biol.*, 1999, 9, 680; Yang et al., *J. Biol. Chem.*, 2001, 276, 3604]. The nuclear accumulation of active MPF during prophase is thought to be important for initiating M-phase events [Takizawa et al., *Curr. Opin. Cell*
15 *Biol.*, 2000, 12, 658]. However, nuclear MPF is kept inactive by WEE1 unless counteracted by CDC25C. The phosphatase CDC25C itself, localized to the cytoplasm during interphase, accumulates in the nucleus in prophase [Seki et al., *Mol. Biol. Cell*, 1992, 3, 1373; Heald et al., *Cell*, 1993, 74, 463; Dalal et al., *Mol. Cell. Biol.*, 1999, 19, 4465]. The nuclear entry of both cyclin B [Toyoshima-Morimoto et al., *Nature*, 2001, 410,
20 215] and CDC25C [Toyoshima-Morimoto et al., *EMBO Rep.*, 2002, 3, 341] are promoted through phosphorylation by PLK1 [Roshak et al., *Cell. Signalling*, 2000, 12, 405]. This kinase is an important regulator of M-phase initiation.

In one particularly preferred embodiment, the compounds of the invention are ATP-
25 antagonistic inhibitors of PLK1.

In the present context ATP antagonism refers to the ability of an inhibitor compound to diminish or prevent PLK catalytic activity, i.e. phosphotransfer from ATP to a macromolecular PLK substrate, by virtue of reversibly or irreversibly binding at the
30 enzyme's active site in such a manner as to impair or abolish ATP binding.

In another preferred embodiment, the compound of the invention is administered in an amount sufficient to inhibit PLK2 and/or PLK3.

Mammalian PLK2 (also known as SNK) and PLK3 (also known as PRK and FNK) were originally shown to be immediate early gene products. PLK3 kinase activity appears to peak during late S and G2 phase. It is also activated during DNA damage checkpoint activation and severe oxidative stress. PLK3 also plays an important role in the regulation of microtubule dynamics and centrosome function in the cell and deregulated PLK3 expression results in cell cycle arrest and apoptosis [Wang et al., *Mol. Cell. Biol.*, 2002, 22, 3450]. PLK2 is the least well understood homologue of the three PLKs. Both PLK2 and PLK3 may have additional important post-mitotic functions [Kauselmann et al., *EMBO J.*, 1999, 18, 5528].

In another preferred embodiment, the compound of the invention is administered in an amount sufficient to inhibit at least one aurora kinase.

A further aspect of the invention relates to a method of treating an aurora kinase-dependent disorder, said method comprising administering to a subject in need thereof, a compound of the invention or a pharmaceutically acceptable salt thereof, as defined above in an amount sufficient to inhibit an aurora kinase.

In another preferred embodiment, the compound of the invention is administered in an amount sufficient to inhibit at least one tyrosine kinase.

Preferably, the tyrosine kinase is Ableson tyrosine kinase (BCR-ABL), FMS-related tyrosine kinase 3 (FLT3), platelet-derived growth factor (PDGF) receptor tyrosine kinase or vascular endothelial growth factor (VEGF) receptor tyrosine kinase.

A further aspect of the invention relates to a method of treating a tyrosine kinase-dependent disorder, said method comprising administering to a subject in need thereof, a

43

compound of the invention or a pharmaceutically acceptable salt thereof, as defined above in an amount sufficient to inhibit a tyrosine kinase.

Another aspect relates to the use of a compound of the invention for inhibiting a protein
5 kinase.

A further aspect of the invention relates to a method of inhibiting a protein kinase, said method comprising contacting said protein kinase with a compound of the invention.

10 Preferably, the protein kinase is selected from a CDK, GSK, an aurora kinase, PLK and a tyrosine kinase.

In a preferred embodiment of this aspect, the protein kinase is a cyclin dependent kinase. Preferably, the protein kinase is CDK1, CDK2, CDK3, CDK4, CDK6, CDK7, CDK8 or
15 CDK9, more preferably CDK2.

PHARMACEUTICAL COMPOSITIONS

A further aspect of the invention relates to a pharmaceutical composition comprising a compound of the invention admixed with one or more pharmaceutically acceptable
20 diluents, excipients or carriers. Even though the compounds of the present invention (including their pharmaceutically acceptable salts, esters and pharmaceutically acceptable solvates) can be administered alone, they will generally be administered in admixture with a pharmaceutical carrier, excipient or diluent, particularly for human therapy. The pharmaceutical compositions may be for human or animal usage in human and veterinary
25 medicine.

Examples of such suitable excipients for the various different forms of pharmaceutical compositions described herein may be found in the "Handbook of Pharmaceutical Excipients, 2nd Edition, (1994), Edited by A Wade and PJ Weller.

Acceptable carriers or diluents for therapeutic use are well known in the pharmaceutical art, and are described, for example, in Remington's Pharmaceutical Sciences, Mack Publishing Co. (A. R. Gennaro edit. 1985).

- 5 Examples of suitable carriers include lactose, starch, glucose, methyl cellulose, magnesium stearate, mannitol, sorbitol and the like. Examples of suitable diluents include ethanol, glycerol and water.

10 The choice of pharmaceutical carrier, excipient or diluent can be selected with regard to the intended route of administration and standard pharmaceutical practice. The pharmaceutical compositions may comprise as, or in addition to, the carrier, excipient or diluent any suitable binder(s), lubricant(s), suspending agent(s), coating agent(s), solubilising agent(s).

- 15 Examples of suitable binders include starch, gelatin, natural sugars such as glucose, anhydrous lactose, free-flow lactose, beta-lactose, corn sweeteners, natural and synthetic gums, such as acacia, tragacanth or sodium alginate, carboxymethyl cellulose and polyethylene glycol.

- 20 Examples of suitable lubricants include sodium oleate, sodium stearate, magnesium stearate, sodium benzoate, sodium acetate, sodium chloride and the like.

25 Preservatives, stabilizers, dyes and even flavoring agents may be provided in the pharmaceutical composition. Examples of preservatives include sodium benzoate, sorbic acid and esters of p-hydroxybenzoic acid. Antioxidants and suspending agents may be also used.

SALTS/ESTERS

30 The compounds of the invention can be present as salts or esters, in particular pharmaceutically acceptable salts or esters.

Pharmaceutically acceptable salts of the compounds of the invention include suitable acid addition or base salts thereof. A review of suitable pharmaceutical salts may be found in Berge et al, J Pharm Sci, 66, 1-19 (1977). Salts are formed, for example with strong inorganic acids such as mineral acids, e.g. sulphuric acid, phosphoric acid or hydrohalic acids; with strong organic carboxylic acids, such as alkanecarboxylic acids of 1 to 4 carbon atoms which are unsubstituted or substituted (e.g., by halogen), such as acetic acid; with saturated or unsaturated dicarboxylic acids, for example oxalic, malonic, succinic, maleic, fumaric, phthalic or tetraphthalic; with hydroxycarboxylic acids, for example ascorbic, glycolic, lactic, malic, tartaric or citric acid; with aminoacids, for example aspartic or glutamic acid; with benzoic acid; or with organic sulfonic acids, such as (C₁-C₄)-alkyl- or aryl-sulfonic acids which are unsubstituted or substituted (for example, by a halogen) such as methane- or p-toluene sulfonic acid.

Esters are formed either using organic acids or alcohols/hydroxides, depending on the functional group being esterified. Organic acids include carboxylic acids, such as alkanecarboxylic acids of 1 to 12 carbon atoms which are unsubstituted or substituted (e.g., by halogen), such as acetic acid; with saturated or unsaturated dicarboxylic acid, for example oxalic, malonic, succinic, maleic, fumaric, phthalic or tetraphthalic; with hydroxycarboxylic acids, for example ascorbic, glycolic, lactic, malic, tartaric or citric acid; with aminoacids, for example aspartic or glutamic acid; with benzoic acid; or with organic sulfonic acids, such as (C₁-C₄)-alkyl- or aryl-sulfonic acids which are unsubstituted or substituted (for example, by a halogen) such as methane- or p-toluene sulfonic acid. Suitable hydroxides include inorganic hydroxides, such as sodium hydroxide, potassium hydroxide, calcium hydroxide, aluminium hydroxide. Alcohols include alkanealcohols of 1-12 carbon atoms which may be unsubstituted or substituted, e.g. by a halogen).

ENANTIOMERS/TAUTOMERS

In all aspects of the present invention previously discussed, the invention includes, where appropriate all enantiomers and tautomers of the compounds of the invention. The person

skilled in the art will recognise compounds that possess an optical properties (one or more chiral carbon atoms) or tautomeric characteristics. The corresponding enantiomers and/or tautomers may be isolated/prepared by methods known in the art.

5 STEREO AND GEOMETRIC ISOMERS

Some of the compounds of the invention may exist as stereoisomers and/or geometric isomers – e.g. they may possess one or more asymmetric and/or geometric centres and so may exist in two or more stereoisomeric and/or geometric forms. The present invention
10 contemplates the use of all the individual stereoisomers and geometric isomers of those inhibitor agents, and mixtures thereof. The terms used in the claims encompass these forms, provided said forms retain the appropriate functional activity (though not necessarily to the same degree).

15 The present invention also includes all suitable isotopic variations of the agent or a pharmaceutically acceptable salt thereof. An isotopic variation of an agent of the present invention or a pharmaceutically acceptable salt thereof is defined as one in which at least one atom is replaced by an atom having the same atomic number but an atomic mass different from the atomic mass usually found in nature. Examples of isotopes that can be
20 incorporated into the agent and pharmaceutically acceptable salts thereof include isotopes of hydrogen, carbon, nitrogen, oxygen, phosphorus, sulphur, fluorine and chlorine such as ^2H , ^3H , ^{13}C , ^{14}C , ^{15}N , ^{17}O , ^{18}O , ^{31}P , ^{32}P , ^{35}S , ^{18}F and ^{36}Cl , respectively. Certain isotopic variations of the agent and pharmaceutically acceptable salts thereof, for example, those in which a radioactive isotope such as ^3H or ^{14}C is incorporated, are useful in drug and/or
25 substrate tissue distribution studies. Tritiated, i.e., ^3H , and carbon-14, i.e., ^{14}C , isotopes are particularly preferred for their ease of preparation and detectability. Further, substitution with isotopes such as deuterium, i.e., ^2H , may afford certain therapeutic advantages resulting from greater metabolic stability, for example, increased *in vivo* half-life or reduced dosage requirements and hence may be preferred in some circumstances. Isotopic
30 variations of the agent of the present invention and pharmaceutically acceptable salts

47

thereof of this invention can generally be prepared by conventional procedures using appropriate isotopic variations of suitable reagents.

SOLVATES

- 5 The present invention also includes the use of solvate forms of the compounds of the present invention. The terms used in the claims encompass these forms.

POLYMORPHS

- 10 The invention furthermore relates to the compounds of the present invention in their various crystalline forms, polymorphic forms and (an)hydrous forms. It is well established within the pharmaceutical industry that chemical compounds may be isolated in any of such forms by slightly varying the method of purification and or isolation from the solvents used in the synthetic preparation of such compounds.

15 PRODRUGS

- The invention further includes the compounds of the present invention in prodrug form. Such prodrugs are generally compounds of the invention wherein one or more appropriate groups have been modified such that the modification may be reversed upon administration to a human or mammalian subject. Such reversion is usually performed by
20 an enzyme naturally present in such subject, though it is possible for a second agent to be administered together with such a prodrug in order to perform the reversion in vivo. Examples of such modifications include ester (for example, any of those described above), wherein the reversion may be carried out by an esterase etc. Other such systems will be well known to those skilled in the art.

25

ADMINISTRATION

The pharmaceutical compositions of the present invention may be adapted for oral, rectal, vaginal, parenteral, intramuscular, intraperitoneal, intraarterial, intrathecal, intrabronchial,

subcutaneous, intradermal, intravenous, nasal, buccal or sublingual routes of administration.

For oral administration, particular use is made of compressed tablets, pills, tablets, gellules, drops, and capsules. Preferably, these compositions contain from 1 to 250 mg and more preferably from 10-100 mg, of active ingredient per dose.

Other forms of administration comprise solutions or emulsions which may be injected intravenously, intraarterially, intrathecally, subcutaneously, intradermally, intraperitoneally or intramuscularly, and which are prepared from sterile or sterilisable solutions. The pharmaceutical compositions of the present invention may also be in form of suppositories, pessaries, suspensions, emulsions, lotions, ointments, creams, gels, sprays, solutions or dusting powders.

An alternative means of transdermal administration is by use of a skin patch. For example, the active ingredient can be incorporated into a cream consisting of an aqueous emulsion of polyethylene glycols or liquid paraffin. The active ingredient can also be incorporated, at a concentration of between 1 and 10% by weight, into an ointment consisting of a white wax or white soft paraffin base together with such stabilisers and preservatives as may be required.

Injectable forms may contain between 10 - 1000 mg, preferably between 10 - 250 mg, of active ingredient per dose.

Compositions may be formulated in unit dosage form, i.e., in the form of discrete portions containing a unit dose, or a multiple or sub-unit of a unit dose.

DOSAGE

A person of ordinary skill in the art can easily determine an appropriate dose of one of the instant compositions to administer to a subject without undue experimentation. Typically, a physician will determine the actual dosage which will be most suitable for an individual patient and it will depend on a variety of factors including the activity of the specific compound employed, the metabolic stability and length of action of that compound, the age, body weight, general health, sex, diet, mode and time of administration, rate of excretion, drug combination, the severity of the particular condition, and the individual undergoing therapy. The dosages disclosed herein are exemplary of the average case.

There can of course be individual instances where higher or lower dosage ranges are merited, and such are within the scope of this invention.

Depending upon the need, the agent may be administered at a dose of from 0.01 to 30 mg/kg body weight, such as from 0.1 to 10 mg/kg, more preferably from 0.1 to 1 mg/kg body weight.

In an exemplary embodiment, one or more doses of 10 to 150 mg/day will be administered to the patient for the treatment of malignancy.

COMBINATIONS

In a particularly preferred embodiment, the one or more compounds of the invention are administered in combination with one or more other anticancer agents, for example, existing anticancer drugs available on the market. In such cases, the compounds of the invention may be administered consecutively, simultaneously or sequentially with the one or more other anticancer agents.

Anticancer drugs in general are more effective when used in combination. In particular, combination therapy is desirable in order to avoid an overlap of major toxicities, mechanism of action and resistance mechanism(s). Furthermore, it is also desirable to

- administer most drugs at their maximum tolerated doses with minimum time intervals between such doses. The major advantages of combining chemotherapeutic drugs are that it may promote additive or possible synergistic effects through biochemical interactions and also may decrease the emergence of resistance in early tumor cells which would have
- 5 been otherwise responsive to initial chemotherapy with a single agent. An example of the use of biochemical interactions in selecting drug combinations is demonstrated by the administration of leucovorin to increase the binding of an active intracellular metabolite of 5-fluorouracil to its target, thymidylate synthase, thus increasing its cytotoxic effects.
- 10 Numerous combinations are used in current treatments of cancer and leukemia. A more extensive review of medical practices may be found in "Oncologic Therapies" edited by E. E. Vokes and H. M. Golomb, published by Springer.

Beneficial combinations may be suggested by studying the growth inhibitory activity of

15 the test compounds with agents known or suspected of being valuable in the treatment of a particular cancer initially or cell lines derived from that cancer. This procedure can also be used to determine the order of administration of the agents, i.e. before, simultaneously, or after delivery. Such scheduling may be a feature of all the cycle acting agents identified herein.

20

NATURAL/UNNATURAL AMINO ACIDS

In one preferred embodiment of the invention, R^9 , R^{10} or R^{11} may be a natural or unnatural amino acid.

- 25 As used herein, the term "unnatural amino acid" refers to a derivative of an amino acid and may for example include alpha and alpha-disubstituted amino acids, N-alkyl amino acids, lactic acid, halide derivatives of natural amino acids such as trifluorotyrosine, p-Cl-phenylalanine, p-Br-phenylalanine, p-I-phenylalanine, L-allyl-glycine, β -alanine, L- α -amino butyric acid, L- γ -amino butyric acid, L- α -amino isobutyric acid, L- ϵ -amino caproic
- 30 acid, 7-amino heptanoic acid, L-methionine sulfone, L-norleucine, L-norvaline, p-nitro-L-

phenylalanine, L-hydroxyproline, L-thioprolin, methyl derivatives of phenylalanine (Phe) such as 4-methyl-Phe, pentamethyl-Phe, L-Phe (4-amino), L-Tyr (methyl), L-Phe (4-isopropyl), L-Tic (1,2,3,4-tetrahydroisoquinoline-3-carboxyl acid), L-diaminopropionic acid and L-Phe (4-benzyl).

5

DEVICES

In one preferred embodiment of the invention, the R^9 , R^{10} or R^{11} groups allow for the immobilisation of the 2-phenylamino-4-heteroaryl-pyrimidine compounds onto a substrate. By way of example, the R^9 , R^{10} or R^{11} groups may contain chemical functions that can be used for covalent attachment to solid phases such as functionalised polymers (*e.g.* agarose, polyacrylamide, polystyrene *etc.*) as commonly found in matrices (microtitre plate wells, microbeads, membranes, *etc.*), or used for biochemical assays or affinity chromatography. Alternatively, the R^9 , R^{10} or R^{11} groups may be linked to other small molecules (*e.g.* biotin) or polypeptides (*e.g.* antigens), which can be used for non-covalent immobilisation through binding to an immobilised receptor (*e.g.* avidin or streptavidin in the case of biotin, or a specific antibodies in the case of antigens).

10

15

ASSAYS

Another aspect of the invention relates to the use of a compound of the invention as defined hereinabove in an assay for identifying further candidate compounds that influence the activity of one or more of the following: a CDK, an aurora kinase, GSK-3, PLK and/or a tyrosine kinase.

20

Preferably, the assay is capable of identifying candidate compounds that are capable of inhibiting one or more of a CDK enzyme, an aurora kinase, a tyrosine kinase, GSK or a PLK enzyme.

25

More preferably, the assay is a competitive binding assay.

Preferably, the candidate compound is generated by conventional SAR modification of a compound of the invention.

As used herein, the term "conventional SAR modification" refers to standard methods known in the art for varying a given compound by way of chemical derivatisation.

Thus, in one aspect, the identified compound may act as a model (for example, a template) for the development of other compounds. The compounds employed in such a test may be free in solution, affixed to a solid support, borne on a cell surface, or located intracellularly. The abolition of activity or the formation of binding complexes between the compound and the agent being tested may be measured.

The assay of the present invention may be a screen, whereby a number of agents are tested. In one aspect, the assay method of the present invention is a high through-put screen.

This invention also contemplates the use of competitive drug screening assays in which neutralising antibodies capable of binding a compound specifically compete with a test compound for binding to a compound.

Another technique for screening provides for high throughput screening (HTS) of agents having suitable binding affinity to the substances and is based upon the method described in detail in WO 84/03564.

It is expected that the assay methods of the present invention will be suitable for both small and large-scale screening of test compounds as well as in quantitative assays.

Preferably, the competitive binding assay comprises contacting a compound of the invention with a CDK, an aurora kinase, GSK-3, PLK and/or a tyrosine kinase in the presence of a known substrate of said CDK enzyme and detecting any change in the interaction between said CDK enzyme and said known substrate.

53

A further aspect of the invention provides a method of detecting the binding of a ligand to a CDK, an aurora kinase, GSK-3, PLK or a tyrosine kinase enzyme, said method comprising the steps of:

- 5 (i) contacting a ligand with a CDK, an aurora kinase, GSK-3, PLK or a tyrosine kinase enzyme in the presence of a known substrate of said enzyme;
 - (ii) detecting any change in the interaction between said enzyme and said known substrate;
- and wherein said ligand is a compound of the invention.

10 One aspect of the invention relates to a process comprising the steps of:

- (a) performing an assay method described hereinabove;
- (b) identifying one or more ligands capable of binding to a ligand binding domain; and
- (c) preparing a quantity of said one or more ligands.

15 Another aspect of the invention provides a process comprising the steps of:

- (a) performing an assay method described hereinabove;
- (b) identifying one or more ligands capable of binding to a ligand binding domain; and
- (c) preparing a pharmaceutical composition comprising said one or more ligands.

20 Another aspect of the invention provides a process comprising the steps of:

- (a) performing an assay method described hereinabove;
- (b) identifying one or more ligands capable of binding to a ligand binding domain;
- (c) modifying said one or more ligands capable of binding to a ligand binding domain;
- (d) performing the assay method described hereinabove;
- 25 (e) optionally preparing a pharmaceutical composition comprising said one or more ligands.

The invention also relates to a ligand identified by the method described hereinabove.

Yet another aspect of the invention relates to a pharmaceutical composition comprising a ligand identified by the method described hereinabove.

Another aspect of the invention relates to the use of a ligand identified by the method described hereinabove in the preparation of a pharmaceutical composition for use in the treatment of proliferative disorders.

The above methods may be used to screen for a ligand useful as an inhibitor of one or more CDK enzymes.

10

The present invention is further described by way of example.

EXAMPLES

15 Example 1

General. Compounds were prepared according to the general methods we have outlined previously: Wang *et al. J. Med. Chem.* 2004, **47**, 1662-1675. NMR spectra were obtained using a Varian INOVA-500 instrument. Chemical shifts are reported in parts per million relative to internal tetramethylsilane standard. Mass spectra were obtained using a Waters ZQ2000 single quadrupole mass spectrometer with electrospray ionization (ESI). Analytical and preparative RP-HPLC was performed using Vydac 218TP54 (250 × 4.6 mm) and 218TP1022 (250 × 22 mm) columns, respectively. Linear gradient elution using H₂O/MeCN systems (containing 0.1 % CF₃COOH) at flow rates of 1 mL/min (analytical) and 9 mL/min (preparative) was performed. Purity was assessed by integration of chromatograms (λ = 254 nm). Silica gel (EM Kieselgel 60, 0.040-0.063 mm, Merck) or ISOLUTE pre-packed columns (Jones Chromatography Ltd. UK) were used for flash chromatography.

Chemical synthesis. The covalent attachment of solubilising moieties can be achieved in a number of different ways known in the art (Wermuth CG. Preparation of water-soluble

30

compounds by covalent attachment of solubilizing moieties. In: Practice of Medicinal Chemistry; Academic Press: London, UK, 1996; pp 755-776). For example, amino substituents in 2-phenylamino-4-heteroaryl-pyrimidine derivatives, or their synthetic precursors, can be acylated or alkylated with carbonyl functions in appropriate solubilising moiety precursors. Similarly, carbonyl groups in the 2-phenylamino-4-heteroaryl-pyrimidine derivatives can be aminated or alkylated with appropriate solubilising moiety precursors. Halogen groups on aromatic C in phenylamino-4-heteroaryl-pyrimidines or precursors can be substituted through nucleophilic groups in solubilising moiety precursors. Suitable 2-phenylamino-4-heteroaryl-pyrimidine precursors may be prepared in accordance with the teachings of Fischer *et al* (WO 01/072745 and WO 03/029248; Cyclacel Limited). The compounds of the invention may be prepared in accordance with the methods disclosed in WO 01/072745 and WO 03/029248.

Example 1

{3-[4-(2-Amino-4-methyl-thiazol-5-yl)-pyrimidin-2-ylamino]-phenyl}-acetic acid 2-methoxy-ethyl ester (1). Yellow solid. Mp 182-184 °C. Anal. RP-HPLC: t_R = 13.8 min (10 – 70 % MeCN; purity 97 %). $^1\text{H-NMR}$ (CD_3OD) δ : 2.59 (s, 3H, CH_3), 3.35 (s, 3H, CH_3), 3.60 (m, 2H, CH_2), 3.71 (s, 2H, CH_2), 4.24 (q, 2H, J = 4.5 Hz, CH_2), 7.02 (d, 1H, J = 7.5 Hz, Ph-H), 7.06 (d, 1H, J = 5.5 Hz, pyrimidinyl-H), 7.30 (t, 1H, J = 8.0 Hz, Ph-H), 7.55 (d, 1H, J = 7.5 Hz, Ph-H), 7.61 (s, 1H, Ph-H), 8.39 (d, 1H, J = 5.5 Hz, pyrimidinyl-H). MS (ESI^+) m/z 400.44 [$\text{M}+\text{H}$] $^+$ ($\text{C}_{19}\text{H}_{21}\text{N}_5\text{O}_3\text{S}$ requires 399.47).

[4-(2-*tert*-Butylamino-4-methyl-thiazol-5-yl)-pyrimidin-2-yl]-(4-methyl-3-nitro-phenyl)-amine (2). By condensation of 1-(2-*tert*-butylamino-4-methyl-thiazol-5-yl)-3-dimethylamino-propenone and *N*-(4-methyl-3-nitro-phenyl)-guanidine nitrate. Yellow solid. Anal. RP-HPLC: t_R = 18.5 min (10 – 70 % MeCN; purity 97 %). $^1\text{H-NMR}$ ($\text{DMSO}-d_6$) δ : 1.39 (s, 9H, CH_3), 2.44 (s, 3H, CH_3), 2.50 (s, 3H, CH_3), 6.95 (d, 1H, J = 5.5 Hz, pyrimidinyl-H), 7.38 (d, 1H, J = 8.0 Hz, Ph-H), 7.89 (d, 1H, J = 8.0 Hz, Ph-H), 7.92 (br. s, 1H, NH), 8.36 (d, 1H, J = 5.5 Hz, pyrimidinyl-H), 8.56 (d, 1H, J = 2.5 Hz, Ph-H), 9.81 (sbr, 1H, NH). MS (ESI^+) m/z 399.37 [$\text{M}+\text{H}$] $^+$ ($\text{C}_{19}\text{H}_{22}\text{N}_6\text{O}_2\text{S}$ requires 398.48).

56

1-(4-{3-[4-(4-Methyl-2-methylamino-thiazol-5-yl)-pyrimidin-2-ylamino]-phenyl}-piperazin-1-yl)-ethanone (3). The precursor 1-[4-(3-nitro-phenyl)-piperazin-1-yl]-ethanone was prepared as described (Orus *et al. Pharmazie* 57, 515 2004) as an orange solid. ¹H-NMR (DMSO-d₆) δ: 2.15 (s, 3H, CH₃), 3.26 (dd, 2H, *J* = 5.5 Hz, CH₂), 3.30 (dd, 2H, *J* = 5.5 Hz, CH₂), 3.66 (dd, 2H, *J* = 5.5 Hz, CH₂), 3.80 (dd, 2H, *J* = 5.5 Hz, CH₂), 7.20 (d, 1H, *J* = 5.0 Hz, Ph-H), 7.40 (d, 1H, *J* = 5.0 Hz, Ph-H), 7.70 (d, 1H, *J* = 5.0 Hz, Ph-H) and 7.72 (s, 1H, Ph-H). Treatment of a mixture of this compound in AcOH/EtOH (1:2, v/v) with Fe (3 eq) and heating at 80 °C for 3 h afforded the corresponding aniline as a yellow oil in 90 % yield. ¹H-NMR (DMSO-d₆) δ: 2.07 (s, 3H, CH₃), 3.05-3.12 (m, 4H, CH₂), 3.49-3.57 (m, 2H, CH₂), 3.70-3.73 (m, 2H, CH₂), 6.22 (d, 1H, *J* = 8.0 Hz, Ph-H), 6.25 (s, 1H, Ph-H), 6.32 (d, 1H, *J* = 8.0 Hz, Ph-H) and 7.00 (dd, 1H, *J* = 8.0 Hz, Ph-H). The title compound was obtained by treatment of the corresponding N-[3-(4-acetyl-piperazin-1-yl)-phenyl]-guanidine with 3-dimethylamino-1-(4-methyl-2-methylamino-thiazol-5-yl)-propenone. Yellow solid. Anal. RP-HPLC: *t_R* = 10.1 min (10 – 70 % MeCN, purity 99 %). ¹H-NMR (DMSO-d₆) δ: 2.03 (s, 3H, CH₃), 2.46 (s, 3H, CH₃), 2.85 (s, 3H, CH₃), 3.09 (m, 2H, CH₂), 3.16 (m, 2H, CH₂), 3.58 (m, 4H, CH₂), 6.55 (d, 1H, *J* = 8.0 Hz, Ph-H), 6.89 (d, 1H, *J* = 6.0 Hz, pyrimidinyl-H), 7.12 (t, 1H, *J* = 8.5 Hz, Ph-H), 7.22 (d, 1H, *J* = 8.0 Hz, Ph-H), 7.46 (s, 1H, Ph-H), 8.03 (m, 1H, NH), 8.32 (d, 1H, *J* = 5.5 Hz, pyrimidinyl-H), 9.26 (s, 1H, NH). MS (ESI⁺) *m/z* 446.49 [M+Na] (C₂₁H₂₅N₇OS requires 423.54).

20

[4-(2,4-Dimethyl-thiazol-5-yl)-pyrimidin-2-yl]-(3-methanesulfonyl-phenyl)-amine (4). This compound was obtained by treatment of 3-dimethylamino-1-(2,4-dimethyl-thiazol-5-yl)-propenone with N-(3-methanesulfonyl-phenyl)-guanidine as a yellow solid. Anal. RP-HPLC: *t_R* = 12.7 min (10 – 70 % MeCN, purity 97 %). ¹H-NMR (DMSO-d₆) δ: 2.50 (s, 6H, CH₃), 3.12 (s, 3H, CH₃), 7.18 (d, 1H, *J* = 5.0 Hz, pyrimidinyl-H), 7.50 (m, 1H, Ph-H), 7.58 (m, 1H, Ph-H), 8.01 (m, 1H, Ph-H), 8.48 (s, 1H, Ph-H), 8.58 (d, 1H, *J* = 5.0 Hz, pyrimidinyl-H), 10.09 (s, 1H, NH). MS (ESI⁺) *m/z* 361.29 [M+H]⁺ (C₁₆H₁₆N₄O₂S₂ requires 360.46).

25

57

N-{3-[4-(2-Ethylamino-4-methyl-thiazol-5-yl)-pyrimidin-2-ylamino]-benzyl}-

methanesulfonamide (5). By condensation between 3-dimethylamino-1-(2-aminoethyl-4-methyl-thiazol-5-yl)-propanone and *N*-(3-methanesulfonamide-benzyl)-guanidine nitrate.

Yellow solid. Anal. RP-HPLC: t_R = 13.6 min (0 – 60 % MeCN, purity > 98 %). $^1\text{H-NMR}$

- 5 (DMSO- d_6) δ : 1.28 (t, 3H, J = 7.5 Hz, CH₃), 2.52 (s, 3H, CH₃), 2.88 (s, 3H, CH₃), 3.36 (m, 2H, CH₂), 4.28 (s, 2H, CH₂), 6.94 (d, 1H, J = 5.5 Hz, pyrimidinyl-H), 7.02 (d, 1H, J = 7.5 Hz, Ph-H), 7.29 (t, 1H, J = 8.0 Hz, Ph-H), 7.51 (d, 1H, J = 8.0 Hz, Ph-H), 7.92 (s, 1H, Ph-H), 8.27 (d, 1H, J = 5.5 Hz, pyrimidinyl-H). MS (ESI⁺) m/z 419.33 [M+H]⁺ (C₁₈H₂₂N₆O₂S₂ requires 418.54).

10

N-{3-[4-(2-Amino-4-methyl-thiazol-5-yl)-pyrimidin-2-ylamino]-benzyl}-methane-

sulfonamide (6). By condensation between N'-[5-(3-dimethylamino-acryloyl)-4-methyl-thiazol-2-yl]-N,N-dimethyl-formamidine and *N*-(3-methanesulfonamide-benzyl)-guanidine nitrate. Yellow solid. Anal. RP-HPLC: t_R = 12.4 min (0 – 60 % MeCN, purity > 98 %). $^1\text{H-NMR}$

- 15 (DMSO- d_6) δ : 2.49 (s, 3H, CH₃), 2.90 (s, 3H, CH₃), 4.29 (s, 2H, CH₂), 6.94 (d, 1H, J = 5.5 Hz, pyrimidinyl-H), 7.01 (d, 1H, J = 8.0 Hz, Ph-H), 7.28 (d, 1H, J = 8.0 Hz, Ph-H), 7.49 (t, 1H, J = 8.0 Hz, Ph-H), 7.96 (s, 1H, Ph-H), 8.29 (d, 1H, J = 5.5 Hz, pyrimidinyl-H). MS (ESI⁺) m/z 391.06 [M+H]⁺ (C₁₆H₁₈N₆O₂S₂ requires 390.49).

- 20 [4-(4-Methyl-2-methylamino-thiazol-5-yl)-pyrimidin-2-yl]-(3-piperazin-1-yl-phenyl)-amine (7). The titled compound was obtained by hydrolysis of 1-(4-{3-[4-(4-methyl-2-methylamino-thiazol-5-yl)-pyrimidin-2-ylamino]-phenyl}-piperazin-1-yl)-ethanone (3) in 2 M aq HCl/EtOH as a yellow solid. Anal. RP-HPLC: t_R = 8.5 min (10 – 70 % MeCN, purity 99 %). $^1\text{H-NMR}$ (DMSO- d_6) δ : 2.33 (s, 3H, CH₃), 2.43 (s, 3H, CH₃), 2.83 (m, 4H, CH₂), 3.06 (m, 4H, CH₂), 6.50 (d, 1H, J = 8.0 Hz, Ph-H), 6.87 (d, 1H, J = 5.0 Hz, pyrimidinyl-H), 7.06 (t, 1H, J = 8.5 Hz, Ph-H), 7.41 (s, 1H, Ph-H), 8.03 (m, 1H, NH), 8.31 (d, 1H, J = 5.5 Hz, pyrimidinyl-H), 9.22 (s, 1H, NH). MS (ESI⁺) m/z 382.47 [M+H]⁺ (C₁₉H₂₃N₇S requires 381.50).
- 25

58

[4-(2,4-Dimethyl-thiazol-5-yl)-pyrimidin-2-yl]-(3-piperazin-1-yl-phenyl)-amine (8).

Yellow solid. Anal. RP-HPLC: t_R = 9.9 min (10 – 70 % MeCN, purity 99 %). $^1\text{H-NMR}$ (DMSO- d_6) δ : 1.98 (s, 3H, CH₃), 2.62 (s, 3H, CH₃), 2.87 (m, 4H, CH₂), 3.06 (m, 4H, CH₂), 6.52 (d, 1H, J = 8.0 Hz, Ph-H), 7.07 (d, 1H, J = 5.0 Hz, pyrimidinyl-H), 7.12 (t, 1H, J = 8.5 Hz, Ph-H), 7.18 (d, 1H, J = 8.5 Hz, Ph-H), 7.52 (s, 1H, Ph-H), 8.50 (d, 1H, J = 5.0 Hz, pyrimidinyl-H), 9.48 (s, 1H, NH). MS (ESI⁺) m/z 367.40 [M+H]⁺ (C₁₉H₂₂N₆S requires 366.48).

[4-(4-Methyl-2-methylamino-thiazol-5-yl)-pyrimidin-2-yl]-(3-piperazin-1-yl-phenyl)-amine (9). 3-Nitro-benzylamine hydrochloride (1.0 g, 5.3mmol) was dissolved in CH₂Cl₂ (5 mL) and pyridine (3 eq, 1.29 mL) was added, followed by benzyl chloride (1.2 eq, 0.74 mL). The mixture was stirred at room temperature overnight and then washed with 2 M aq HCl solution. Following drying (Mg₂SO₄), the solvent was evaporated to leave a colourless solid. Silica gel flash chromatography (2:1 petroleum ether-ethyl acetate) gave N-(3-nitro-benzyl)-benzamide as a colourless solid (80 % yield). $^1\text{H-NMR}$ (DMSO- d_6) δ : 4.66 (d, 2H, J = 5.5 Hz, CH₂), 6.75 (sbr, 1H, NH), 7.37 (m, 2H, Ph-H), 7.45 (m, 2H, Ph-H), 7.63 (d, 1H, J = 7.0 Hz, Ph-H), 7.74 (d, 2H, J = 7.0 Hz, Ph-H), 8.05 (d, 1H, J = 7.0 Hz, Ph-H) and 8.11 (s, 1H, Ph-H). This compound was hydrogenated in the presence of Pd/C to afford N-(3-amino-benzyl)-benzamide. $^1\text{H-NMR}$ (DMSO- d_6) δ : 4.34 (d, 2H, J = 6.0 Hz, CH₂), 5.06 (sbr, 2H, NH₂), 6.41 (d, 1H, J = 8.0 Hz, Ph-H), 6.46 (d, 1H, J = 8.0 Hz, Ph-H), 6.51 (s, 1H, Ph-H), 6.94 (dd, 1H, J = 8.0 Hz, Ph-H), 7.46-7.48 (m, 2H, Ph-H), 7.49-7.54 (m, 1H, Ph-H), 7.88-7.90 (m, 2H, Ph-H) and 8.91 (1H, t, J = 6.0 Hz, NH). The title compound was obtained by condensation of the corresponding N-(3-guanidino-benzyl)-benzamide and 3-dimethylamino-1-(2,4-dimethyl-thiazol-5-yl)-propenone as a yellow solid. RP-HPLC: t_R = 14.5 min (10 – 70 % MeCN, purity 98 %). $^1\text{H-NMR}$ (DMSO- d_6) δ : 2.53 (s, 3H, CH₃), 2.60 (s, 3H, CH₃), 4.49 (d, 2H, J = 5.5 Hz, CH₂), 6.93 (d, 1H, J = 8.0 Hz, Ph-H), 7.06 (d, 1H, J = 5.5 Hz, pyrimidinyl-H), 7.24 (t, 1H, J = 8.0 Hz, Ph-H), 7.46-7.47 (m, 2H, Ph-H), 7.50-7.54 (m, 1H, Ph-H), 7.66 (d, 1H, J = 8.0 Hz, Ph-H), 7.77 (s, 1H, Ph-H), 7.88-7.90 (m, 2H, Ph-H), 8.48 (d, 1H, J = 5.0 Hz, pyrimidinyl-H), 8.99 (1H, t, J = 6.0 Hz, NH). 9.67 (s, 1H, NH). MS (ESI⁺) m/z 416.45 [M+H]⁺ (C₂₃H₂₁N₅ OS requires 415.51).

59

N-{3-[4-(2-Ethylamino-4-methyl-thiazol-5-yl)-pyrimidin-2-ylamino]-benzyl}-*C,C,C*-trifluoro-methanesulfonamide (10). Anal. RP-HPLC: t_R = 17.8 min (0 – 60 % MeCN, purity 80 %). $^1\text{H-NMR}$ (DMSO- d_6) δ : 1.29 (t, 3H, J = 7.0 Hz, CH_3), 2.02 (s, 3H, CH_3), 3.36 (m, 2H, CH_2), 4.40 (s, 2H, CH_2), 6.93 (d, 1H, J = 5.5 Hz, pyrimidinyl-H), 7.01 (d, 1H, J = 7.5 Hz, Ph-H), 7.31 (d, 1H, J = 8.0 Hz, Ph-H), 7.59 (d, 1H, J = 8.0 Hz, Ph-H), 7.82 (s, 1H, Ph-H), 8.28 (d, 1H, J = 5.5 Hz, pyrimidinyl-H). MS (ESI^+) m/z 473.29 [$\text{M}+\text{H}$] $^+$ ($\text{C}_{18}\text{H}_{19}\text{F}_3\text{N}_6\text{O}_2\text{S}_2$ requires 472.51).

N-{3-[4-(2,4-Dimethyl-thiazol-5-yl)-pyrimidin-2-ylamino]-benzyl}-*C,C,C*-trifluoro-methanesulfonamide (11). By treatment of 3-dimethylamino-1-(2,4-dimethyl-thiazol-5-yl)-propanone with *N*-(3-trifluoromethanesulfonamide-benzyl)-guanidine nitrate. Yellow solid. Anal. RP-HPLC: t_R = 20.1 min (0 – 60 % MeCN, purity > 98 %). $^1\text{H-NMR}$ (DMSO- d_6) δ : 2.65 (s, 3H, CH_3), 2.68 (s, 3H, CH_3), 4.39 (s, 2H, CH_2), 7.01 (d, 1H, J = 8.0 Hz, Ph-H), 7.05 (d, 1H, J = 5.0 Hz, pyrimidinyl-H), 7.31 (t, 1H, J = 8.0 Hz, Ph-H), 7.55 (d, 1H, J = 8.0 Hz, Ph-H), 7.91 (s, 1H, Ph-H), 8.43 (d, 1H, J = 5.5 Hz, pyrimidinyl-H). MS (ESI^+) m/z 444.35 [$\text{M}+\text{H}$] $^+$ ($\text{C}_{17}\text{H}_{16}\text{F}_3\text{N}_5\text{O}_2\text{S}_2$ requires 443.47).

N-{3-[4-(2-Amino-4-methyl-thiazol-5-yl)-pyrimidin-2-ylamino]-benzyl}-*C,C,C*-trifluoro-methanesulfonamide (12). Anal. RP-HPLC: t_R = 16.4 min (0 – 60 % MeCN, purity 90 %). $^1\text{H-NMR}$ (DMSO- d_6) δ : 2.01 (s, 3H, CH_3), 4.39 (s, 2H, CH_2), 6.93 (d, 1H, J = 5.5 Hz, pyrimidinyl-H), 7.00 (d, 1H, J = 7.5 Hz, Ph-H), 7.31 (d, 1H, J = 8.0 Hz, Ph-H), 7.65 (d, 1H, J = 8.0 Hz, Ph-H), 7.74 (s, 1H, Ph-H), 8.29 (d, 1H, J = 5.5 Hz, pyrimidinyl-H). MS (ESI^+) m/z 445.23 [$\text{M}+\text{H}$] $^+$ ($\text{C}_{16}\text{H}_{15}\text{F}_3\text{N}_6\text{O}_2\text{S}_2$ requires 444.46).

N-{4-[4-(2-Ethylamino-4-methyl-thiazol-5-yl)-pyrimidin-2-ylamino]-benzyl}-acetamide (13). By treatment of 3-dimethylamino-1-(2-ethylamino-4-methyl-thiazol-5-yl)-propanone with *N*-(4-guanidino-benzyl)-acetamide nitrate. Yellow solid. Anal. RP-HPLC: t_R = 17.3 min (0 – 60 % MeCN, purity > 98 %). $^1\text{H-NMR}$ (DMSO- d_6) δ : 1.28 (t, 3H, J = 7.0 Hz, CH_3), 2.52 (s, 3H, CH_3), 3.32 (s, 3H, CH_3), 3.36 (m, 2H, CH_2), 4.31 (s, 2H, CH_2), 6.90 (d, 1H, J = 5.5 Hz, pyrimidinyl-H), 7.22 (d, 2H, J = 8.5 Hz, Ph-H), 7.66 (d, 2H, J = 9.0 Hz,

60

Ph-H), 8.25 (d, 1H, $J = 5.5\text{Hz}$, pyrimidinyl-H). MS (ESI⁺) m/z 383.53 [M+H]⁺ (C₁₉H₂₂N₆OS requires 382.48).

N-{4-[4-(4-Methyl-2-methylamino-thiazol-5-yl)-pyrimidin-2-ylamino]-benzyl}-acetamide
 5 (14). By condensation between 3-dimethylamino-1-(4-methyl-2-methylamino-thiazol-5-yl)-propenone and N-(4-guanidino-benzyl)-acetamide nitrate. Yellow solid. Anal. RP-HPLC: $t_R = 11.6$ min (0 – 60 % MeCN, purity >90 %). ¹H-NMR (DMSO-d₆) δ : 2.52 (s, 3H, CH₃), 2.97 (s, 3H, CH₃), 3.35 (s, 3H, CH₃), 4.31 (s, 2H, CH₂), 6.91 (d, 1H, $J = 5.5$ Hz, pyrimidinyl-H), 7.23 (d, 2H, $J = 8.5\text{Hz}$, Ph-H), 7.66 (d, 2H, $J = 8.5$ Hz, Ph-H), 8.26 (d, 1H,
 10 $J = 5.5$ Hz, pyrimidinyl-H). MS (ESI⁺) m/z 369.54 [M+H]⁺ (C₁₈H₂₀N₆OS requires 368.46).

N-{4-[4-(2,4-Dimethyl-thiazol-5-yl)-pyrimidin-2-ylamino]-benzyl}-acetamide (15). By treatment of 3-dimethylamino-1-(2,4-dimethyl-thiazol-5-yl)-propenone with N-(4-guanidino-benzyl)-acetamide nitrate. Yellow solid. Anal. RP-HPLC: $t_R = 13.5$ min (0 – 60
 15 % MeCN, purity > 90 %). ¹H-NMR (DMSO-d₆) δ : 2.68 (s, 3H, CH₃), 2.70 (s, 3H, CH₃), 3.35 (s, 3H, CH₃), 4.33 (s, 2H, CH₂), 7.05 (d, 1H, $J = 5.0$ Hz, pyrimidinyl-H), 7.25 (d, 2H, $J = 8.5$ Hz, Ph-H), 7.67 (d, 2H, $J = 8.5$ Hz, Ph-H), 8.43 (d, 1H, $J = 5.0$ Hz, pyrimidinyl-H). MS (ESI⁺) m/z 354.48 [M+H]⁺ (C₁₈H₁₉N₅OS requires 353.44).

N-{4-[4-(2-Amino-4-methyl-thiazol-5-yl)-pyrimidin-2-ylamino]-benzyl}-acetamide (16).
 By treatment of N'-[5-(3-dimethylamino-acryloyl)-4-methyl-thiazol-2-yl]-N,N-dimethyl-formamidine with N-(4-guanidino-benzyl)-acetamide nitrate. Yellow solid. Anal. RP-HPLC: $t_R = 10.9$ min (0 – 60 % MeCN, purity > 90 %). ¹H-NMR (DMSO-d₆) δ : 2.50 (s, 3H, CH₃), 3.35 (s, 3H, CH₃), 4.32 (s, 2H, CH₂), 4.51 (sbr, 2H, NH₂), 6.92 (d, 1H, $J = 5.5$
 25 Hz, pyrimidinyl-H), 7.23 (d, 2H, $J = 9.0$ Hz, Ph-H), 7.68 (d, 2H, $J = 8.5$ Hz, Ph-H), 8.28 (d, 1H, $J = 5.5\text{Hz}$, pyrimidinyl-H). MS (ESI⁺) m/z 355.49 [M+H]⁺ (C₁₇H₁₈N₆OS requires 354.43).

4-(2-Ethylamino-4-methyl-thiazol-5-yl)-pyrimidin-2-yl]-(4-methanesulfonyl-phenyl)-amine
 30 (17). By condensation between 3-dimethylamino-1-(2-aminoethyl-4-methylthiazol-5-yl)-

61

propenone and *N*-(4-methanesulfonyl-phenyl)-guanidine. Yellow solid. Anal. RP-HPLC: t_R = 14.3 min (0 – 60 % MeCN, purity > 98 %). $^1\text{H-NMR}$ (DMSO- d_6) δ : 1.18 (t, 3H, J = 7.0 Hz, CH_3), 2.51 (s, 3H, CH_3), 3.15 (s, 3H, CH_3), 3.28 (m, 2H, CH_2), 7.01 (d, 1H, J = 5.5 Hz, pyrimidinyl-H), 7.79 (m, 2H, Ph-H), 8.02 (m, 2H, Ph-H), 8.18 (m, 1H, NH), 8.40 (d, 1H, J = 5.5Hz, pyrimidinyl-H), 10.01 (s, 1H, NH). MS (ESI^+) m/z 390.43 [$\text{M}+\text{H}$] $^+$ ($\text{C}_{17}\text{H}_{19}\text{N}_5\text{O}_2\text{S}_2$ requires 389.50).

3-[4-(2-Ethylamino-4-methyl-thiazol-5-yl)-pyrimidin-2-ylamino]-benzenesulfonamide (18). By condensation between 3-dimethylamino-1-(2-ethylamino-4-methyl-thiazol-5-yl)-propenone and *N*-(3-sulfonylacetamido-phenyl)-guanidine. Light yellow solid. Anal. RP-HPLC: t_R = 13.1 min (0 – 60 % MeCN, purity > 98 %). $^1\text{H-NMR}$ (DMSO- d_6) δ : 1.18 (t, 3H, J = 7.5Hz, CH_3), 2.48 (s, 3H, CH_3), 3.27 (m, 2H, CH_2), 6.94 (d, 1H, J = 6.0 Hz, pyrimidinyl-H), 7.39 (m, 1H, Ph-H), 7.45 (m, 1H, Ph-H), 7.94 (m, 1H, Ph-H), 8.10 (m, 2H, NH_2), 8.32 (s, 1H, Ph-H), 8.35 (d, 1H, J = 5.5Hz, pyrimidinyl-H), 9.74 (s, 1H, NH). MS (ESI^+) m/z 391.43 [$\text{M}+\text{H}$] $^+$ ($\text{C}_{16}\text{H}_{18}\text{N}_6\text{O}_2\text{S}_2$ requires 390.49).

3-[4-(4-Methyl-2-methylamino-thiazol-5-yl)-pyrimidin-2-ylamino]-benzenesulfonamide (19). Yellow solid. Anal. RP-HPLC: t_R = 11.83 min (0 – 60 % MeCN, purity 84 %). $^1\text{H-NMR}$ (DMSO- d_6) δ : 2.73 (s, 3H, CH_3), 3.12 (d, 3H, J = 5.0 Hz, CH_3), 7.20 (d, 1H, J = 6.0 Hz, pyrimidinyl-H), 7.52 (s, 2H, NH_2), 7.65 (d, 1H, J = 8.0 Hz, Ph-H), 7.70 (t, 1H, J = 8.0 Hz, Ph-H), 8.18 (d, 1H, J = 8.0 Hz, Ph-H), 8.29 (m, 1H, NH), 8.59 (sbr, 1H, Ph-H), 8.61 (d, 1H, J = 6.0 Hz, pyrimidinyl-H). MS (ESI^+) m/z 377.46 [$\text{M}+\text{H}$] $^+$ ($\text{C}_{15}\text{H}_{16}\text{N}_6\text{O}_2\text{S}_2$ requires 376.46).

(4-Methanesulfonyl-phenyl)-[4-(4-methyl-2-methylamino-thiazol-5-yl)-pyrimidin-2-yl]-amine (20). By treatment of 3-dimethylamino-1-(2-methylamino-4-methyl-thiazol-5-yl)-propenone with *N*-(4-methanesulfonyl-phenyl)-guanidine. Light yellow solid. Anal. RP-HPLC: t_R = 14.9 min (0 – 60 % MeCN, purity > 98 %). $^1\text{H-NMR}$ (DMSO- d_6) δ : 2.87 (s, 3H, CH_3), 2.89 (s, 3H, CH_3), 3.16 (s, 3H, CH_3), 7.03 (d, 1H, J = 5.5 Hz, pyrimidinyl-H), 7.81 (d, 2H, J = 8.5 Hz, Ph-H), 8.04 (d, 2H, J = 8.5Hz, Ph-H), 8.12 (m, 1H, NH), 8.41 (d,

62

1H, $J = 5.5\text{Hz}$, pyrimidinyl-H), 10.02 (s, 1H, NH). MS (ESI⁺) m/z 376.20 [M+H]⁺ (C₁₆H₁₇N₅O₂S₂ requires 375.47).

N-Methyl-3-[4-(4-methyl-2-methylamino-thiazol-5-yl)-pyrimidin-2-ylamino]-benzene-sulfonamide (21). By condensation between 3-dimethylamino-1-(4-methyl-2-methylamino-thiazol-5-yl)-propenone and *N*-methyl-3-guanidino-benzene-sulfonamide. Yellow solid. Anal. RP-HPLC: $t_R = 13.2$ min (0 – 60 % MeCN, purity > 98 %). ¹H-NMR (DMSO-d₆) δ : 2.53 (s, 3H, CH₃), 2.57 (d, 3H, $J = 5.0$ Hz, CH₃), 2.99 (s, 3H, CH₃), 7.00 (d, 1H, $J = 5.5$ Hz, pyrimidinyl-H), 7.44 (d, 1H, $J = 8.0\text{Hz}$, Ph-H), 7.48 (t, 1H, $J = 8.0$ Hz, Ph-H), 7.80 (d, 1H, $J = 8.0\text{Hz}$, Ph-H), 8.33 (d, 1H, $J = 5.5\text{Hz}$, pyrimidinyl-H), 8.52 (s, 1H, Ph-H). MS (ESI⁺) m/z 391.27 (C₁₆H₁₈N₆O₂S₂ requires 390.49).

3-[4-(2-Ethylamino-4-methyl-thiazol-5-yl)-pyrimidin-2-ylamino]-*N*-methyl-benzene-sulfonamide (22). By condensation between 3-dimethylamino-1-(2-ethylamino-4-methyl-thiazol-5-yl)-propenone and *N*-methyl-3-guanidino-benzenesulfonamide. Yellow solid. Anal. RP-HPLC: $t_R = 14.0$ min (0 – 60 % MeCN, purity > 98 %). ¹H-NMR (DMSO-d₆) δ : 1.29 (t, 3H, $J = 7.0$ Hz, CH₃), 2.53 (s, 3H, CH₃), 2.58 (s, 3H, CH₃), 3.39 (m, 2H, CH₂), 6.99 (d, 1H, $J = 5.0$ Hz, pyrimidinyl-H), 7.42 (d, 1H, $J = 8.0$ Hz, Ph-H), 7.48 (t, 1H, $J = 8.0$ Hz, Ph-H), 7.80 (d, 1H, $J = 8.0$ Hz, Ph-H), 8.32 (d, 1H, $J = 5.5\text{Hz}$, pyrimidinyl-H), 8.52 (s, 1H, Ph-H). MS (ESI⁺) m/z 409.20 [M+H]⁺ (C₁₇H₂₀N₆O₂S₂ requires 404.51).

[4-(4-Methyl-2-methylamino-thiazol-5-yl)-pyrimidin-2-yl]-(3,4,5-trimethoxy-phenyl)-amine (23). By treatment of 3-dimethylamino-1-(4-methyl-2-methylamino-thiazol-5-yl)-propenone with *N*-(3,4,5-trimethoxy-phenyl)-guanidine nitrate. Yellow solid. Anal. RP-HPLC: $t_R = 11.1$ min (10 – 70 % MeCN, purity > 99 %). ¹H-NMR (DMSO-d₆) δ : 2.46 (s, 3H, CH₃), 3.61 (s, 3H, CH₃), 3.61 (s, 3H, CH₃), 3.81 (s, 6H, 2xCH₃), 6.90 (d, 1H, $J = 5.5$ Hz, pyrimidinyl-H), 7.17 (s, 2H, Ph-H), 8.32 (d, 1H, $J = 5.5$ Hz, pyrimidinyl-H), 9.28 (s, 1H, NH). MS (ESI⁺) m/z 388.33 [M+H]⁺ (C₁₈H₂₁N₅O₃S requires 387.46).

- [4-(2-Ethylamino-4-methyl-thiazol-5-yl)-pyrimidin-2-yl]-(3,4,5-trimethoxy-phenyl)-amine (24)*. By treatment of 3-dimethylamino-1-(2-ethylamino-4-methyl-thiazol-5-yl)-propenone with N-(3,4,5-trimethoxy-phenyl)-guanidine nitrate. Yellow solid. Anal. RP-HPLC: t_R = 12.1 min (10 – 70 % MeCN, purity > 99 %). $^1\text{H-NMR}$ (DMSO- d_6) δ : 1.17 (t, 3H, J = 7.5 Hz, CH₃), 2.45 (s, 3H, CH₃), 3.61 (s, 3H, CH₃), 3.80 (s, 6H, 2xCH₃), 6.90 (d, 1H, J = 6.0 Hz, pyrimidinyl-H), 7.16 (s, 2H, Ph-H), 8.13 (m, 1H, NH), 8.32 (d, 1H, J = 5.5 Hz, pyrimidinyl-H), 9.27 (s, 1H, NH). MS (ESI⁺) m/z 402.37 [$M+H$]⁺ (C₁₉H₂₃N₅O₃S requires 401.48).
- 10 *[4-(2,4-Dimethyl-thiazol-5-yl)-pyrimidin-2-yl]-(3,4,5-trimethoxy-phenyl)-amine (25)*. By treatment of 3-dimethylamino-1-(2, 4-dimethyl-thiazol-5-yl)-propenone with N-(3,4,5-trimethoxy-phenyl)-guanidine nitrate. Yellow solid. Anal. RP-HPLC: t_R = 14.1 min (10 – 70 % MeCN, purity > 99 %). $^1\text{H-NMR}$ (DMSO- d_6) δ : 2.07 (s, 6H, 2xCH₃), 3.62 (s, 3H, CH₃), 3.79 (s, 6H, 2xCH₃), 7.08 (d, 1H, J = 5.0 Hz, pyrimidinyl-H), 7.18 (s, 2H, Ph-H), 8.51 (d, 1H, J = 5.0 Hz, pyrimidinyl-H), 9.51 (s, 1H, NH). MS (ESI⁺) m/z 373.34 [$M+H$]⁺ (C₁₈H₂₀N₄O₃S requires 372.44).
- 15 *3-[4-(2-Amino-4-methyl-thiazol-5-yl)-pyrimidin-2-ylamino]-N-methyl-benzenesulfonamide (26)*. By condensation between N'-[5-(3-dimethylamino-acryloyl)-4-methyl-thiazol-2-yl]-N,N-dimethyl-formamidine and N-methyl-3-guanidino-benzenesulfonamide. Yellow solid. Anal. RP-HPLC: t_R = 15.9 min (0 – 60 % MeCN, purity > 98 %). $^1\text{H-NMR}$ (DMSO- d_6) δ : 2.43 (s, 3H, CH₃), 2.44 (s, 3H, CH₃), 7.14 (d, 1H, J = 5.5 Hz, pyrimidinyl-H), 7.35 (m, 1H, Ph-H), 7.52 (t, 1H, J = 8.0 Hz, Ph-H), 7.98 (d, 1H, J = 8.0 Hz, Ph-H), 8.30 (s, 1H, Ph-H), 8.58 (d, 1H, J = 5.5 Hz, pyrimidinyl-H). MS (ESI⁺) m/z 376.28 (C₁₅H₁₆N₆O₂S₂ requires 376.46).
- 20 *(3-Methanesulfonyl-phenyl)-[4-(4-methyl-2-methylamino-thiazol-5-yl)-pyrimidin-2-yl]-amine (27)*. Yellow solid. Anal. RP-HPLC: t_R = 13.8 min (0 – 60 % MeCN, purity 100 %). $^1\text{H-NMR}$ (DMSO- d_6) δ : 2.86 (s, 3H, CH₃), 2.87 (s, 3H, CH₃), 3.20 (s, 3H, CH₃), 6.98 (d, 1H, J = 5.5 Hz, pyrimidinyl-H), 7.46 (d, 1H, J = 7.5 Hz, Ph-H), 7.54 (t, 1H, J = 7.5 Hz, Ph-H), 7.95 (m, 1H, Ph-H), 8.08 (m, 1H, NH), 8.38 (d, 1H, J = 5.0 Hz, pyrimidinyl-H), 8.54
- 30

64

(s, 1H, Ph-H), 9.87 (s, 1H, NH). MS (ESI⁺) m/z 376.38 [M+H]⁺ (C₁₆H₁₇N₅O₂S₂ requires 375.47).

[4-(2-Ethylamino-4-methyl-thiazol-5-yl)-pyrimidin-2-yl]-(3-methanesulfonyl-phenyl)-amine (28). Yellow solid. Anal. RP-HPLC: t_R = 14.6 min (0 – 60 % MeCN, purity 100 %). ¹H-NMR (DMSO-d₆) δ: 1.19 (t, 3H, J = 7.0 Hz, CH₃), 2.48 (s, 3H, CH₃), 2.63-3.17 (m, 5H, CH₃ and CH₂), 6.97 (d, 1H, J = 5.5 Hz, pyrimidinyl-H), 7.47 (d, 1H, J = 7.5 Hz, Ph-H), 7.52 (t, 1H, J = 7.5 Hz, Ph-H), 7.94 (m, 1H, Ph-H), 8.16 (m, 1H, NH), 8.38 (d, 1H, J = 5.0 Hz, pyrimidinyl-H), 8.51 (s, 1H, Ph-H), 9.86 (s, 1H, NH). MS (ESI⁺) m/z 390.37 [M+H]⁺ (C₁₇H₁₉N₅O₂S₂ requires 389.50).

N-Ethyl-3-[4-(2-ethylamino-4-methyl-thiazol-5-yl)-pyrimidin-2-ylamino]-benzenesulfonamide (29). By condensation between 3-dimethylamino-1-(2-ethylamino-4-methyl-thiazol-5-yl)-propenone and N-ethyl-3-guanidino-benzenesulfonamide. Yellow solid. Anal. RP-HPLC: t_R = 14.9 min (0 – 60 % MeCN, purity > 98 %). ¹H-NMR (DMSO-d₆) δ: 1.07 (t, 3H, J = 7.5 Hz, CH₃), 1.29 (t, 3H, J = 7.0 Hz, CH₃), 2.53 (s, 3H, CH₃), 2.95 (m, 2H, CH₂), 3.39 (m, 2H, CH₂), 6.99 (d, 1H, J = 5.5 Hz, pyrimidinyl-H), 7.45 (m, 2H, Ph-H), 7.79 (d, 1H, J = 8.0 Hz, Ph-H), 8.32 (d, 1H, J = 5.5 Hz, pyrimidinyl-H), 8.51 (s, 1H, Ph-H). MS (ESI⁺) m/z 419.33 [M+H]⁺ (C₁₈H₂₂N₆O₂S₂ requires 418.54).

20

3-[4-(2-Amino-4-methyl-thiazol-5-yl)-pyrimidin-2-ylamino]-N-ethyl-benzenesulfonamide (30). Yellow solid. Anal. RP-HPLC: t_R = 13.5 min (0 – 60 % MeCN, purity > 98 %). ¹H-NMR (DMSO-d₆) δ: 1.08 (t, 3H, J = 7.5 Hz, CH₃), 2.51 (s, 3H, CH₃), 2.95 (m, 2H, CH₂), 6.98 (d, 1H, J = 5.5 Hz, pyrimidinyl-H), 7.44-7.49 (m, 2H, Ph-H), 7.89 (d, 1H, J = 7.5 Hz, Ph-H), 8.34 (d, 1H, J = 5.5 Hz, pyrimidinyl-H), 8.37 (sbr, 1H, Ph-H). MS (ESI⁺) m/z 391.37 [M+H]⁺ (C₁₆H₁₈N₆O₂S₂ requires 390.49).

25

N-Ethyl-3-[4-(4-methyl-2-methylamino-thiazol-5-yl)-pyrimidin-2-ylamino]-benzenesulfonamide (31). By condensation between 3-dimethylamino-1-(4-methyl-2-methylamino-thiazol-5-yl)-propenone and N-ethyl-3-guanidino-benzenesulfonamide.

30

65

Yellow solid. Anal. RP-HPLC: t_R = 14.1 min (0 – 60 % MeCN, purity > 98 %). $^1\text{H-NMR}$ (DMSO- d_6) δ : 1.07 (t, 3H, J = 7.5Hz, CH_3), 2.53 (s, 3H, CH_3), 2.96 (m, 2H, CH_2), 2.99 (s, 3H, CH_3), 6.99 (d, 1H, J = 5.5 Hz, pyrimidinyl-H), 7.47 (m, 2H, Ph-H), 7.79 (d, 1H, J = 7.5 Hz, Ph-H), 8.33 (d, 1H, J = 5.5 Hz, pyrimidinyl-H), 8.51 (s, 1H, Ph-H). MS (ESI^+) m/z 405.29 $[\text{M}+\text{H}]^+$ ($\text{C}_{17}\text{H}_{20}\text{N}_6\text{O}_2\text{S}_2$ requires 404.51).

N-(3-Methoxy-phenyl)-3-[4-(4-methyl-2-methylamino-thiazol-5-yl)-pyrimidin-2-ylamino]-benzenesulfonamide (32). By treatment of 3-dimethylamino-1-(4-methyl-2-methylamino-thiazol-5-yl)-propenone with 3-Guanidino-*N*-(3-methoxy-phenyl)-benzenesulfonamide nitrate. Yellow solid. Anal. RP-HPLC: t_R = 14.1 (10 – 70 % MeCN, purity > 98 %). $^1\text{H-NMR}$ (DMSO- d_6) δ : 2.47 (s, 3H, CH_3), 2.86 (s, 3H, CH_3), 3.62 (s, 3H, CH_3), 6.54 (m, 1H, Ph-H), 6.69 (m, 2H, Ph-H), 6.97 (d, 1H, J = 5.5 Hz, pyrimidinyl-H), 7.08 (t, 1H, J = 8.0 Hz, Ph-H), 7.32 (d, 1H, J = 8.0 Hz, Ph-H), 7.44 (t, 1H, J = 8.0 Hz, Ph-H), 7.92 (d, 1H, J = 8.0 Hz, Ph-H), 8.13 (s, 1H, NH), 8.36 (d, 1H, J = 5.5 Hz, pyrimidinyl-H), 8.39 (s, 1H, Ph-H), 9.79 (s, 1H, NH), 10.25 (sbr, 1H, NH). MS (ESI^+) m/z 483.38 $[\text{M}+\text{H}]^+$ ($\text{C}_{22}\text{H}_{22}\text{N}_6\text{O}_3\text{S}_2$ requires 482.58).

3-[4-(2,4-Dimethyl-thiazol-5-yl)-pyrimidin-2-ylamino]-*N*-methyl-benzenesulfonamide (33). By treatment of 3-dimethylamino-1-(2,4-dimethyl-thiazol-5-yl)-propenone with *N*-methyl-3-guanidino-benzenesulfonamide. Yellow solid. Anal. RP-HPLC: t_R = 12.6 min (0 – 60 % MeCN, purity > 98 %). $^1\text{H-NMR}$ (DMSO- d_6) δ : 2.50 (s, 3H, CH_3), 2.58 (s, 3H, CH_3), 3.31 (s, 3H, CH_3), 6.98 (d, 1H, J = 5.5 Hz, pyrimidinyl-H), 7.43 (d, 1H, J = 7.5Hz, Ph-H), 7.49 (d, 1H, J = 8.0 Hz, Ph-H), 7.89 (d, 1H, J = 8.0Hz, Ph-H), 8.33 (d, 1H, J = 5.5Hz, pyrimidinyl-H), 8.37 (s, 1H, Ph-H). MS (ESI^+) m/z 377.03 $[\text{M}+\text{H}]^+$ ($\text{C}_{16}\text{H}_{17}\text{N}_5\text{O}_2\text{S}_2$ requires 375.47).

4-[4-(4-Methyl-2-methylamino-thiazol-5-yl)-pyrimidin-2-ylamino]-benzenesulfonamide (34). By treatment of 3-dimethylamino-1-(4-methyl-2-methylamino-thiazol-5-yl)-propenone and *N*-methyl-3-guanidino-benzenesulfonamide. Yellow solid. Anal. RP-HPLC: t_R = 13.2 min (0 – 60 % MeCN, purity > 98 %). $^1\text{H-NMR}$ (DMSO- d_6) δ : 2.62 (s,

66

3H, CH₃), 3.01 (d, 3H, $J = 5.0$ Hz, CH₃), 7.13 (d, 1H, $J = 5.5$ Hz, pyrimidinyl-H), 7.30 (sbr, 2H, NH₂), 7.85 (d, 2H, $J = 9.0$ Hz, Ph-H), 8.07 (d, 2H, $J = 9.0$ Hz, Ph-H), 8.23 (m, 1H, NH), 8.52 (d, 1H, $J = 5.5$ Hz, pyrimidinyl-H). MS (ESI⁺) m/z 377.39 [M+H]⁺ (C₁₅H₁₆N₆O₂S₂ requires 376.46).

5

4-[4-(2-Ethylamino-4-methyl-thiazol-5-yl)-pyrimidin-2-ylamino]-benzenesulfonamide (35).

By treatment of 3-dimethylamino-1-(2-ethylamino-4-methyl-thiazol-5-yl)-propenone and N-methyl-3-guanidino-benzenesulfonamide. Yellow solid. Anal. RP-HPLC: $t_R = 14.1$ min (0 – 60 % MeCN, purity > 98 %). ¹H-NMR (DMSO-d₆) δ : 1.29 (t, 3H, $J = 7.0$ Hz, CH₃), 2.13 (s, 3H, CH₃), 3.40 (m, 2H, CH₂), 7.13 (d, 1H, $J = 5.5$ Hz, pyrimidinyl-H), 7.30 (sbr, 2H, NH₂), 7.85 (d, 2H, $J = 8.5$ Hz, Ph-H), 8.07 (d, 2H, $J = 8.5$ Hz, Ph-H), 8.29 (m, 1H, NH), 8.52 (d, 1H, $J = 5.5$ Hz, pyrimidinyl-H). MS (ESI⁺) m/z 391.31 [M+H]⁺ (C₁₆H₁₈N₆O₂S₂ requires 390.49).

10

[4-(2-Ethylamino-4-methyl-thiazol-5-yl)-pyrimidin-2-yl]-[4-methyl-3-(morpholine-4-sulfonyl)-phenyl]-amine (36). By treatment of 3-dimethylamino-1-(2-ethylamino-4-methyl-thiazol-5-yl)-propenone with N-[4-methyl-3-(morpholine-4-sulfonyl)-phenyl]-guanidine nitrate. Yellow solid. Anal. RP-HPLC: $t_R = 16.7$ min (0 – 60 % MeCN, purity 99 %). ¹H-NMR (DMSO-d₆) δ : 1.48 (t, 3H, $J = 7.5$ Hz, CH₃), 2.39 (s, 3H, CH₃), 2.77 (s, 3H, CH₃), 2.81 (m, 2H, CH₂), 3.36 (m, 4H, CH₂), 3.93 (m, 4H, CH₂), 7.24 (d, 1H, $J = 5.5$ Hz, pyrimidinyl-H), 7.65 (d, 1H, $J = 9.0$ Hz, Ph-H), 8.32 (d, 1H, $J = 8.5$ Hz, Ph-H), 8.42 (t, 1H, $J = 5.5$ Hz, Ph-H), 8.52 (s, 1H, NH), 8.65 (d, 1H, $J = 5.0$ Hz, pyrimidinyl-H). MS (ESI⁺) m/z 475.37 [M+H]⁺ (C₂₁H₂₆N₆O₃S₂ requires 474.60).

20

[4-(4-Methyl-2-methylamino-thiazol-5-yl)-pyrimidin-2-yl]-[4-methyl-3-(morpholine-4-sulfonyl)-phenyl]-amine (37). By treatment of 3-dimethylamino-1-(4-methyl-2-methylamino-thiazol-5-yl)-propenone with N-[4-methyl-3-(morpholine-4-sulfonyl)-phenyl]-guanidine nitrate. Yellow solid. Anal. RP-HPLC: $t_R = 15.8$ min (0 – 60 % MeCN, purity > 99 %). ¹H-NMR (DMSO-d₆) δ : 2.53 (s, 3H, CH₃), 2.59 (s, 3H, CH₃), 2.99 (s, 3H, CH₃), 3.16 (m, 4H, CH₂), 3.70 (m, 4H, CH₂), 6.97 (d, 1H, $J = 5.5$ Hz, pyrimidinyl-H), 7.34

30

67

(d, 1H, $J = 8.0$ Hz, Ph-H), 7.80 (d, 1H, $J = 8.0$ Hz, Ph-H), 8.31 (d, 1H, $J = 5.0$ Hz, pyrimidinyl-H), 8.41 (s, 1H, Ph-H). MS (ESI⁺) m/z 461.45 [M+H]⁺ (C₂₀H₂₄N₆O₃S₂ requires 460.58).

- 5 [4-(2-Amino-4-methyl-thiazol-5-yl)-pyrimidin-2-yl]-[4-methyl-3-(morpholine-4-sulfonyl)-phenyl]-amine (38). By treatment of N'-[5-(3-dimethylamino-acryloyl)-4-methyl-thiazol-2-yl]-N,N-dimethyl-formamidine with N-[4-methyl-3-(morpholine-4-sulfonyl)-phenyl]-guanidine nitrate. Yellow solid. Anal. RP-HPLC: $t_R = 15.5$ min (0 – 60 % MeCN, purity 99 %). ¹H-NMR (DMSO-d₆) δ : 2.76 (s, 3H, CH₃), 2.82 (s, 3H, CH₃), 3.38 (m, 4H, CH₂), 3.95 (m, 4H, CH₂), 7.23 (d, 1H, $J = 5.5$ Hz, pyrimidinyl-H), 7.66 (d, 1H, $J = 9.0$ Hz, Ph-H), 10 7.83 (s, 2H, NH₂), 8.41 (m, 1H, Ph-H), 8.66 (d, 1H, $J = 5.0$ Hz, pyrimidinyl-H). MS (ESI⁺) m/z 447.29 [M+H]⁺ (C₁₉H₂₂N₆O₃S₂ requires 446.55).

- 4-[4-(2-Ethylamino-4-methyl-thiazol-5-yl)-pyrimidin-2-ylamino]-N-(2-methoxy-ethyl)-benzenesulfonamide (39). To a solution of 4-nitro-benzenesulfonyl chloride (5.9 g, 0.027 mol) in CH₂Cl₂ (15 mL) at 0 °C was added 2-methoxy-ethylamine (3.46 mL, 0.04 mol). A precipitate formed almost immediately. After stirring for a further 1-2 h the reaction mixture was evaporated under reduced pressure. The resulting residue was purified by silica gel flash chromatography with the product being eluted by 2:1 EtOAc:petroleum ether to yield N-(2-methoxy-ethyl)-4-nitro-benzenesulfonamide as a white powder (4.99 g, 15 72 %). ¹H-NMR (CD₃OD) δ : 3.11 (t, 2H, $J = 5.5$ Hz, CH₂), 3.21 (s, 3H, CH₃), 3.37 (t, 2H, $J = 5.5$ Hz, CH₂), 8.08 (d, 2H, $J = 9.0$ Hz, Ph-H), 8.40 (d, 2H, $J = 9.0$ Hz, Ph-H); MS (ESI⁺) m/z 259.16 (C₉H₁₂N₂O₅S requires 260.27). A solution of this compound (4.95 g, 0.019 mol) in EtOH (20 mL) was reduced by hydrogenation in the presence of Pd/C. After 25 stirring at room temperature overnight the reaction mixture was filtered through a pad of Celite. The filtrate was evaporated under reduced pressure to afford 4-amino-N-(2-methoxy-ethyl)-benzenesulfonamide (3.6 g, 82 %) as a yellow oil. ¹H-NMR (CD₃OD) δ : 2.96 (t, 2H, $J = 5.5$ Hz, CH₂), 3.25 (s, 3H, CH₃), 3.36 (t, 2H, $J = 5.5$ Hz, CH₂), 6.70 (d, 2H, $J = 9.0$ Hz, Ph-H), 7.52 (d, 2H, $J = 9.0$ Hz, CH₂). MS (ESI⁺) m/z 231.23 (C₉H₁₄N₂O₃S requires 230.29). The title compound was prepared by treatment of 3-dimethylamino-1-(2- 30

68

ethylamino-4-methyl-thiazol-5-yl)-propenone with 4-guanidino-N-(2-methoxy-ethyl)-benzenesulfonamide nitrate. Yellow solid. Anal. RP-HPLC: t_R = 14.7 min (0 – 60 % MeCN, purity > 98 %). $^1\text{H-NMR}$ (CD_3OD) δ : 1.17 (t, 3H, J = 7.0 Hz, CH_3), 2.54 (s, 3H, CH_3), 3.03 (t, 2H, J = 6.0 Hz, CH_2), 3.27 (s, 3H, CH_3), 3.37 (m, 2H, CH_2), 3.48 (m, 2H, CH_2), 7.01 (d, 1H, J = 5.5 Hz, pyrimidinyl-H), 7.77 (d, 2H, J = 8.5 Hz, Ph-H), 7.94 (d, 2H, J = 8.5 Hz, Ph-H), 8.34 (d, 1H, J = 5.5 Hz, pyrimidinyl-H). MS (ESI^+) m/z 449.35 [$\text{M}+\text{H}$] $^+$ ($\text{C}_{19}\text{H}_{24}\text{N}_6\text{O}_3\text{S}_2$ requires 448.56).

N-(2-Methoxy-ethyl)-4-[4-(4-methyl-2-methylamino-thiazol-5-yl)-pyrimidin-2-ylamino]-benzenesulfonamide (40). By treatment of 3-dimethylamino-1-(4-methyl-2-methylamino-thiazol-5-yl)-propenone with 4-guanidino-N-(2-methoxy-ethyl)-benzenesulfonamide nitrate. Yellow solid. Anal. RP-HPLC: t_R = 13.1 min (0 – 60 % MeCN, purity > 98 %). $^1\text{H-NMR}$ (DMSO-d_6) δ : 2.57 (s, 3H, CH_3), 2.97 (m, 5H, CH_3 and CH_2), 3.26 (s, 3H, CH_3), 3.39 (m, 2H, CH_2), 7.09 (d, 1H, J = 5.5 Hz, pyrimidinyl-H), 7.57 (m, 1H, NH), 7.77 (d, 2H, J = 8.5 Hz, Ph-H), 8.05 (d, 2H, J = 8.5 Hz, Ph-H), 8.19 (m, 1H, NH), 8.49 (d, 1H, J = 5.5 Hz, pyrimidinyl-H). MS (ESI^+) m/z 435.39 [$\text{M}+\text{H}$] $^+$ ($\text{C}_{18}\text{H}_{22}\text{N}_6\text{O}_3\text{S}_2$ requires 434.54).

4-[4-(2-Amino-4-methyl-thiazol-5-yl)-pyrimidin-2-ylamino]-*N*-(2-methoxy-ethyl)-benzenesulfonamide (41). By treatment of N' -[5-(3-dimethylamino-acryloyl)-4-methyl-thiazol-2-yl]- N,N -dimethyl-formamidine with 4-guanidino-N-(2-methoxy-ethyl)-benzenesulfonamide nitrate. Yellow solid. Anal. RP-HPLC: t_R = 14.4 min (0 – 60 % MeCN, purity > 98 %). $^1\text{H-NMR}$ (DMSO-d_6) δ : 2.54 (s, 3H, CH_3), 2.96 (m, 2H, CH_2), 3.25 (s, 3H, CH_3), 3.37 (m, 2H, CH_2), 7.07 (d, 1H, J = 5.0 Hz, pyrimidinyl-H), 7.57 (m, 1H, NH), 7.65 (sbr, 2H, NH_2), 7.76 (d, 2H, J = 8.5 Hz, Ph-H), 8.05 (d, 2H, J = 8.5 Hz, Ph-H), 8.48 (d, 1H, J = 5.5 Hz, pyrimidinyl-H).

(3-Bromo-4-methyl-phenyl)-[4-(4-methyl-2-methylamino-thiazol-5-yl)-pyrimidin-2-yl]-amine (42). By treatment of 3-dimethylamino-1-(2-methylamino-4-methyl-thiazol-5-yl)-propenone with 3-bromo-4-methyl-phenyl guanidine nitrate. Yellow solid. Anal. RP-HPLC: t_R = 15.1 min (10 – 70 % MeCN, purity 98 %). $^1\text{H-NMR}$ (DMSO-d_6) δ : 2.28 (s,

69

3H, CH₃), 2.47 (s, 3 H, CH₃), 2.86 (d, 3H, $J = 4.5$ Hz, CH₃), 6.91 (d, 1H, $J = 5.5$ Hz, pyrimidinyl-H), 7.23 (d, 1H, $J = 8.5$ Hz, Ph-H), 7.52 (d, 1H, $J = 8.5$ Hz, Ph-H), 8.07 (sbr, 1H, NH), 8.29 (s, 1H, Ph-H), 8.34 (d, 1H, $J = 5.5$ Hz, pyrimidinyl-H), 9.54 (sbr, 1H, NH). MS (ESI⁺) m/z 390.30 (C₁₆H₁₆BrN₅S requires 390.30).

5

4-[4-(2,4-Dimethyl-thiazol-5-yl)-pyrimidin-2-ylamino]-N-(2-methoxy-ethyl)-benzene-sulfonamide (**43**). Yellow solid. Anal. RP-HPLC: $t_R = 19.3$ min (0 – 60 % MeCN, purity 100 %). ¹H-NMR (CD₃OD) δ : 2.51 (s, 3H, CH₃), 2.53 (s, 3H, CH₃), 2.76 (m, 2H, CH₂), 3.03 (s, 3H, CH₃), 3.19 (m, 2H, CH₂), 7.06 (d, 1H, $J = 5.5$ Hz, pyrimidinyl-H), 7.36 (sbr, 1H, NH), 7.58 (d, 2H, $J = 8.5$ Hz, Ph-H), 7.83 (d, 2H, $J = 8.5$ Hz, Ph-H), 8.46 (d, 1H, $J = 5.5$ Hz, pyrimidinyl-H). MS (ESI⁺) m/z 420.47 [M+H]⁺ (C₁₈H₂₁N₅O₃S₂ requires 419.52).

10

{3-[4-(4-Methyl-2-methylamino-thiazol-5-yl)-pyrimidin-2-ylamino]-phenyl}-acetic acid 2-methoxy-ethyl ester (**44**). Yellow solid. Mp. 193-195°C. Anal. RP-HPLC: $t_R = 11.3$ min (10 – 70 % MeCN, purity 97 %). ¹H-NMR (CD₃OD) δ : 2.52 (s, 3H, CH₃), 2.97 (s, 3H, CH₃), 3.33 (s, 3H, CH₃), 3.58 (q, 2H, $J = 4.5$ Hz, CH₂), 3.68 (s, 2H, CH₂), 4.23 (q, 2H, $J = 4.5$ Hz, CH₂), 6.91 (d, 1H, $J = 5.5$ Hz, pyrimidinyl-H), 6.94 (m, 1H, Ph-H), 7.24 (t, 1H, $J = 8.0$ Hz, Ph-H), 7.51 (d, 1H, $J = 8.0$ Hz, Ph-H), 7.79 (s, 1H, Ph-H), 8.27 (d, 1H, $J = 5.5$ Hz, Pyrimidinyl-H). MS (ESI⁺) m/z 414.34 [M+H]⁺ (C₂₀H₂₃N₅O₃S requires 413.49).

15

{3-[4-(2-Ethylamino-4-methyl-thiazol-5-yl)-pyrimidin-2-ylamino]-phenyl}-acetic acid 2-methoxy-ethyl ester (**45**). Yellow solid. Anal. RP-HPLC: $t_R = 12.3$ min (10 – 70 % MeCN, purity 100 %). ¹H-NMR (CD₃OD) δ : 1.35 (t, 3H, $J = 7.0$ Hz, CH₃), 2.61 (s, 3H, CH₃), 3.33 (s, 3H, CH₃), 3.49 (m, 2H, CH₂), 3.59 (q, 2H, $J = 4.5$ Hz, CH₂), 3.71 (s, 2H, CH₂), 4.24 (t, 2H, $J = 4.5$ Hz, CH₂), 7.04-7.07 (m, 2H, Ph-H and Pyrimidinyl-H), 7.31 (t, 1H, $J = 8.0$ Hz, Ph-H), 7.48 (d, 1H, $J = 8.0$ Hz, Ph-H), 7.66 (s, 1H, Ph-H), 8.32 (d, 1H, $J = 5.5$ Hz, Pyrimidinyl-H). MS (ESI⁺) m/z 429.37 (C₂₁H₂₅N₅O₃S requires 427.52).

20

1-(4-{3-[4-(2,4-Dimethyl-thiazol-5-yl)-pyrimidin-2-ylamino]-phenyl}-piperazin-1-yl)-ethanone (**46**). This compound was obtained by treatment of N-[3-(4-acetyl-piperazin-1-

25

30

70

yl)-phenyl]-guanidine with 3-dimethylamino-1-(2,4-dimethyl-thiazol-5-yl)-propenone. Yellow solid. Anal. RP-HPLC: t_R = 12.9 min (10 – 70 % MeCN, purity 99 %). $^1\text{H-NMR}$ (DMSO- d_6) δ : 2.62 (s, 3H, CH₃), 2.64 (s, 3H, CH₃), 2.85 (s, 3H, CH₃), 3.09 (m, 2H, CH₂), 3.16 (m, 2H, CH₂), 3.59 (m, 4H, CH₂), 6.58 (d, 1H, J = 8.0 Hz, Ph-H), 7.08 (d, 1H, J = 5.5 Hz, pyrimidinyl-H), 7.12 (t, 1H, J = 8.5 Hz, Ph-H), 7.20 (d, 1H, J = 8.0 Hz, Ph-H), 7.56 (s, 1H, Ph-H), 8.51 (d, 1H, J = 5.0 Hz, pyrimidinyl-H), 9.53 (s, 1H, NH). MS (ESI⁺) m/z 431.44 [M+Na] (C₂₁H₂₄N₆OS requires 408.52).

{3-[4-(2,4-Dimethyl-thiazol-5-yl)-pyrimidin-2-ylamino]-5-hydroxymethyl-phenyl}-methanol (47). By treatment of 3-dimethylamino-1-(2,4-dimethyl-thiazol-5-yl)-propenone with N-(3,5-bis-hydroxymethyl-phenyl)-guanidine nitrate. Yellow solid. Anal. RP-HPLC: t_R = 12.0 min (10 – 70 % MeCN, purity > 98 %). $^1\text{H-NMR}$ (DMSO- d_6) δ : 2.63 (s, 3H, CH₃), 2.64 (s, 3H, CH₃), 4.48 (d, 4H, J = 6.0 Hz, CH₂), 5.13 (t, 2H, J = 5.5 Hz, OH), 6.92 (s, 1H, Ph-H), 7.05 (d, 1H, J = 5.5 Hz, pyrimidinyl-H), 7.61 (s, 2H, Ph-H), 8.49 (d, 1H, J = 5.5 Hz, pyrimidinyl-H), 9.60 (s, 1H, NH). MS (ESI⁺) m/z 343.37 [M+H]⁺ (C₁₇H₁₈N₄O₃S requires 342.42).

{3-Hydroxymethyl-5-[4-(4-methyl-2-methylamino-thiazol-5-yl)-pyrimidin-2-ylamino]-phenyl}-methanol (48). By treatment of 3-dimethylamino-1-(4-methyl-2-methylamino-thiazol-5-yl)-propenone with N-(3,5-bis-hydroxymethyl-phenyl)-guanidine nitrate. Yellow solid. Anal. RP-HPLC: t_R = 11.2 min (10 – 70 % MeCN, purity > 98 %). $^1\text{H-NMR}$ (DMSO- d_6) δ : 2.85 (s, 3H, CH₃), 3.29 (s, 3H, CH₃), 4.47 (d, 4H, J = 6.0 Hz, CH₂), 5.09 (t, 2H, J = 5.5 Hz, OH), 6.86 (d, 1H, J = 5.5 Hz, pyrimidinyl-H), 6.91 (s, 1H, Ph-H), 7.60 (s, 2H, Ph-H), 8.04 (s, 1H, NH), 8.31 (d, 1H, J = 5.5 Hz, pyrimidinyl-H), 9.37 (s, 1H, NH). MS (ESI⁺) m/z 358.43 [M+H]⁺ (C₁₇H₁₉N₅O₂S requires 357.43).

N-{3-[4-(2,4-Dimethyl-thiazol-5-yl)-pyrimidin-2-ylamino]-benzyl}-methanesulfonamide (49). By condensation between 3-dimethylamino-1-(2,4-dimethyl-thiazol-5-yl)-propenone and N-(3-methanesulfonamide-benzyl)-guanidine nitrate. Yellow solid. Anal. RP-HPLC: t_R = 14.8 min (0 – 60 % MeCN, purity > 98 %). $^1\text{H-NMR}$ (DMSO- d_6) δ : 2.68 (s, 3H, CH₃),

71

2.70 (s, 3H, CH₃), 2.88 (s, 3H, CH₃), 4.28 (s, 2H, CH₂), 7.04 (d, 1H, $J = 8.0$ Hz, Ph-H), 7.08 (d, 1H, $J = 5.5$ Hz, pyrimidinyl-H), 7.30 (d, 1H, $J = 8.0$ Hz, Ph-H), 7.53 (t, 1H, $J = 8.0$ Hz, Ph-H), 7.94 (s, 1H, Ph-H), 8.45 (d, 1H, $J = 5.5$ Hz, pyrimidinyl-H). MS (ESI⁺) m/z 390.34 [M+H]⁺ (C₁₇H₁₉N₅O₂S₂ requires 389.50).

5

(3-Bromo-phenyl)-[4-(2-ethylamino-4-methyl-thiazol-5-yl)-pyrimidin-2-yl]-amine (**50**). By treatment of 3-dimethylamino-1-(2-ethylamino-4-methyl-thiazol-5-yl)-propenone with 3-bromo-phenyl guanidine nitrate. Yellow solid. Anal. RP-HPLC: $t_R = 15.0$ min (10 – 70 % MeCN, purity 98 %). ¹H-NMR (DMSO-d₆) δ : 1.18 (t, 3H, $J = 6.5$ Hz, CH₃), 2.47 (s, 3 H, CH₃), 3.25 (m, 2H, CH₂), 6.94 (d, 1H, $J = 5.5$ Hz, Pyrimidinyl-H), 7.10 (d, 1H, $J = 8.0$ Hz, Ph-H), 7.19 (t, 1H, $J = 8.0$ Hz, Ph-H), 7.61 (d, 1H, $J = 8.0$ Hz, Ph-H), 8.17 (m, 1H, NH), 8.28 (m, 1H, Ph-H), 8.36 (d, 1H, $J = 5.5$ Hz, Pyrimidinyl-H), 9.65 (sbr, 1H, NH). MS (ESI⁺) m/z 390.37 (C₁₆H₁₆BrN₅S requires 390.30).

15 [4-(2-tert-Butylamino-4-methyl-thiazol-5-yl)-pyrimidin-2-yl]-(3-nitro-phenyl)-amine (**51**). By treatment of 1-(2-tert-butylamino-4-methyl-thiazol-5-yl)-3-dimethylamino-propenone with *N*-(3-nitro-phenyl)-guanidine nitrate. Yellow solid. Anal. RP-HPLC: $t_R = 17.2$ min (10 – 70 % MeCN, purity 97 %). ¹H-NMR (DMSO-d₆) δ : 1.39 (s, 9H, 3 x CH₃), 2.47 (s, 3 H, CH₃), 6.98 (d, 1H, $J = 6.0$ Hz, Pyrimidinyl-H), 7.54 (t, 1H, $J = 8.5$ Hz, Ph-H), 7.78 (d, 1H, $J = 7.5$ Hz, Ph-H), 7.94 (sbr, 1H, NH), 8.12 (d, 1H, $J = 8.5$ Hz, Ph-H), 8.40 (d, 1H, $J = 6.0$ Hz, Pyrimidinyl-H), 8.82 (s, 1H, Ph-H), 9.95 (sbr, 1H, NH). MS (ESI⁺) m/z 385.35 [M+H]⁺ (C₁₈H₂₀N₆O₂S₂ requires 384.46).

N,N-Diethyl-4-[4-(4-methyl-2-methylamino-thiazol-5-yl)-pyrimidin-2-ylamino]-benzenesulfonamide (**52**). By treatment of 3-dimethylamino-1-(4-methyl-2-methylamino-thiazol-5-yl)-propenone with *N,N*-diethyl-4-guanidino-benzene-sulfonamide. Yellow solid. ¹H-NMR (DMSO-d₆) δ : 1.05 (m, 6H, 2xCH₃), 2.89 (m, 6H, CH₃), 3.14 (m, 4H, CH₂), 7.00 (m, 1H, pyrimidinyl-H), 7.68 (m, 2H, Ph-H), 7.98 (m, 2H, Ph-H), 8.10 (m, 1H, NH), 8.40 (m, 1H, pyrimidinyl-H), 9.95 (s, 1H, NH). MS (ESI⁺) m/z 433.44 [M+H]⁺ (C₁₉H₂₄N₆O₂S₂ requires 432.57).

30

72

- 3-[4-(2-Ethylamino-4-methyl-thiazol-5-yl)-pyrimidin-2-ylamino]-N-(2-methoxy-ethyl)-benzenesulfonamide (**53**). By reaction between 3-dimethylamino-1-(2-ethylamino-4-methyl-thiazol-5-yl)-propenone and 3-guanidino-N-(2-methoxy-ethyl)-benzenesulfonamide. Light yellow solid. Anal. RP-HPLC: t_R = 13.9 min (0 – 60 % MeCN, purity 98 %).
- 5 $^1\text{H-NMR}$ (DMSO- d_6) δ : 1.29 (t, 3H, J = 7.5 Hz, CH_3), 2.53 (s, 3H, CH_3), 3.09 (t, 2H, J = 5.5 Hz, CH_2), 3.24 (s, 3H, CH_3), 3.36-3.41 (m, 4H, CH_2), 6.99 (d, 1H, J = 5.5 Hz, pyrimidinyl-H), 7.46 (m, 2H, Ph-H), 7.77 (m, 1H, Ph-H), 8.32 (d, 1H, J = 5.0 Hz, pyrimidinyl-H), 8.53 (s, 1H, NH). MS (ESI^+) m/z 449.37 ($\text{C}_{19}\text{H}_{24}\text{N}_6\text{O}_3\text{S}_2$ requires 448.56).
- 10 *N*-(2-Methoxy-ethyl)-3-[4-(4-methyl-2-methylamino-thiazol-5-yl)-pyrimidin-2-ylamino]-benzenesulfonamide (**54**). By reaction between 3-dimethylamino-1-(4-methyl-2-methylamino-thiazol-5-yl)-propenone and 3-guanidino-N-(2-methoxy-ethyl)-benzenesulfonamide. Light yellow solid. Mp. 205-206 °C. Anal. RP-HPLC: t_R = 13.1 min (0 – 60 % MeCN; purity 96 %). $^1\text{H-NMR}$ (DMSO- d_6) δ : 2.71 (s, 3H, CH_3), 3.10 (d, 3H, J = 4.5 Hz, CH_3), 3.17 (q, 2H, J = 6 Hz, CH_2), 3.39 (s, 3H, CH_3), 3.52 – 3.54 (m, 2H, CH_2), 7.19 (d, 1H, J = 5.5 Hz, pyrimidinyl-H), 7.58 (d, 1H, J = 8.0 Hz, Ph-H), 7.70 (t, 1H, J = 8.0 Hz, Ph-H), 7.83 (t, 1H, J = 6.0 Hz, NH), 8.19 (s, 1H, Ph-H), 8.29 (d, 1H, J = 5.0 Hz, NH), 8.57 (s, 1H, Ph-H), and 8.60 (d, 1H, J = 5.5 Hz, pyrimidinyl-H). MS (ESI^+) m/z 435.33 ($\text{C}_{18}\text{H}_{22}\text{N}_6\text{O}_3\text{S}_2$ requires 434.54).
- 15
- 20 3-[4-(2-Amino-4-methyl-thiazol-5-yl)-pyrimidin-2-ylamino]-N-(2-methoxy-ethyl)-benzenesulfonamide (**55**). By reaction between N'-[5-(3-dimethylamino-acryloyl)-4-methyl-thiazol-2-yl]-N,N-dimethyl-formamidinium and 3-guanidino-N-(2-methoxy-ethyl)-benzenesulfonamide. Light yellow solid. Mp. 179-180 °C. Anal. RP-HPLC: t_R = 12.6 min (0 – 60 % MeCN; purity 100 %). $^1\text{H-NMR}$ (DMSO- d_6) δ : 2.71 (s, 3H, CH_3), 3.20 (q, 2H, J = 6.0 Hz, CH_2), 3.42 (s, 3H, CH_3), 3.56 – 3.57 (m, 2H, CH_2), 7.18 (d, 1H, J = 5.5 Hz, pyrimidinyl-H), 7.60 (d, 1H, J = 7.5 Hz, Ph-H), 7.73 (t, 1H, J = 7.5 Hz, Ph-H), 7.78 (s, 1H, Ph-H), 7.88 (t, 1H, J = 6.0 Hz, NH), 8.35 (d, 1H, J = 8.0 Hz, Ph-H), 8.42 (s, 1H, NH), 8.62 (d, 1H, J = 5.5 Hz, pyrimidinyl-H). MS (ESI^+) m/z 421.47 ($\text{C}_{17}\text{H}_{20}\text{N}_6\text{O}_3\text{S}_2$ requires 420.51).
- 25
- 30

73

3-[4-(2,4-Dimethyl-thiazol-5-yl)-pyrimidin-2-ylamino]-N-(2-methoxy-ethyl)-

benzenesulfonamide (56). By reaction between 3-dimethylamino-1-(2,4-dimethyl-thiazol-5-yl)-propenone and 3-guanidino-N-(2-methoxy-ethyl)-benzenesulfonamide. Light yellow solid. Mp. 197-198 °C. Anal. RP-HPLC: t_R = 16.1 min (0 – 60 % MeCN; purity 100 %).

5 $^1\text{H-NMR}$ (DMSO- d_6) δ : 2.64 (s, 3H, CH₃), 2.65 (s, 3H, CH₃), 2.95 (q, 2H, J = 6.0 Hz, CH₂), 3.16 (s, 3H, CH₃), 7.15 (d, 1H, J = 5.5 Hz, pyrimidinyl-H), 7.38 (d, 1H, J = 7.5 Hz, Ph-H), 7.51 (t, 1H, J = 6.0 Hz, NH), 7.96 (d, 1H, J = 8.0 Hz, Ph-H), 8.32 (s, 1H, Ph-H), 8.56 (d, 1H, J = 5.0 Hz, pyrimidinyl-H). MS (ESI⁺) m/z 420.28 (C₁₈H₂₁N₅O₃S₂ requires 419.52).

10

1-(4-{4-[4-(2-Amino-4-methyl-thiazol-5-yl)-pyrimidin-2-ylamino]-phenyl}-piperazin-1-yl)-ethanone (57). By reaction between N'-[5-(3-dimethylamino-acryloyl)-4-methyl-thiazol-2-yl]-N,N-dimethyl-formamidine and N-[4-(4-acetyl-piperazin-1-yl)-phenyl]-guanidine. Light yellow solid. Mp 267-269 °C. Anal. RP-HPLC: t_R = 7.2 min (10 – 70 % MeCN;

15 purity 100 %). $^1\text{H-NMR}$ (DMSO- d_6) δ : 2.42 (s, 3H, CH₃), 3.00 (m, 2H, CH₂), 3.07 (m, 2H, CH₂), 3.29 (s, 3H, CH₃), 3.58 (m, 4H, CH₂), 6.81 (d, 1H, J = 5.5 Hz, pyrimidinyl-H), 6.89 (d, 2H, J = 9.0 Hz, Ph-H), 7.46 (s, 2H, NH₂), 7.62 (d, 2H, J = 8.0 Hz, Ph-H), 8.26 (d, 1H, J = 5.5 Hz, pyrimidinyl-H), 9.19 (br. s, 1H, NH). $^{13}\text{C-NMR}$ (DMSO- d_6) δ : 19.10, 21.90, 41.49, 46.31, 49.97, 50.40, 107.01, 117.19, 118.90, 120.69, 134.11, 146.38, 152.43, 20 158.26, 159.33, 160.38, 168.94, 169.42. MS (ESI⁺) m/z 410.52 (C₂₀H₂₃N₇O₃ requires 409.51).

1-(4-{4-[4-(2-Ethylamino-4-methyl-thiazol-5-yl)-pyrimidin-2-ylamino]-phenyl}-piperazin-1-yl)-ethanone (58). By reaction between 3-dimethylamino-1-(2-ethylamino-4-methyl-thiazol-5-yl)-propenone and N-[4-(4-acetyl-piperazin-1-yl)-phenyl]-guanidine. Light yellow solid. Mp. 208-209 °C. Anal. RP-HPLC: t_R = 9.11 min (10 – 70 % MeCN; purity 100 %). $^1\text{H-NMR}$ (DMSO- d_6) δ : 1.17 (t, 3H, J = 4.5 Hz, CH₃), 2.45 (s, 3H, CH₃), 2.99 (m, 2H, CH₂), 3.06 (m, 2H, CH₂), 3.28 (m, 2H, CH₂), 3.32 (s, 3H, CH₃), 3.57 (m, 4H, CH₂), 6.82 (d, 1H, J = 6.0 Hz, pyrimidinyl-H), 6.89 (d, 2H, J = 9.0 Hz, Ph-H), 7.62 (d, 2H, J = 8.0 Hz, Ph-H), 8.05 (m, 1H, NH), 8.26 (d, 1H, J = 5.5 Hz, pyrimidinyl -H), 9.18 (br. s, 1H, 25 NH). $^{13}\text{C-NMR}$ (DMSO- d_6) δ : 14.99, 19.33, 21.91, 41.48, 46.31, 50.00, 50.42, 106.94, 30

74

117.22, 118.39, 120.70, 134.13, 146.40, 152.65, 158.22, 159.29, 160.28, 168.91. MS (ESI⁺) m/z 438.48 (C₂₂H₂₇N₇OS requires 437.56).

[4-(2-Ethylamino-4-methyl-thiazol-5-yl)-pyrimidin-2-yl]-(4-piperazin-1-yl-phenyl)-amine
 5 (59). By hydrolysis of 1-(4-{4-[4-(2-ethylamino-4-methyl-thiazol-5-yl)-pyrimidin-2-ylamino]-phenyl}-piperazin-1-yl)-ethanone (58). Light yellow solid. Mp. 245-247 °C. Anal. RP-HPLC: t_R = 7.8 min (10 – 70 % MeCN; purity 100 %). ¹H-NMR (DMSO-d₆) δ: 1.16 (m, 3H, CH₃), 2.45 (s, 3H, CH₃), 2.82 (m, 4H, CH₂), 2.96 (m, 4H, CH₂), 3.25 (m, 2H, CH₂), 6.80 (d, 1H, J = 5.5 Hz, pyrimidinyl-H), 6.85 (d, 2H, J = 6.5 Hz, Ph-H), 7.58 (d, 2H, J = 6.5 Hz, Ph-H), 8.05 (m, 1H, NH), 8.26 (d, 1H, J = 5.0 Hz, pyrimidinyl-H), 9.13 (s, 1H, NH). MS (ESI⁺) m/z 396.35 (C₂₀H₂₅N₇S requires 395.53).

[4-(4-Benzyl-piperazin-1-yl)-phenyl]-[4-(2-ethylamino-4-methyl-thiazol-5-yl)-pyrimidin-2-yl]-amine (60). By reaction between 3-dimethylamino-1-(2-ethylamino-4-methyl-thiazol-5-yl)-propenone and N-[4-(4-benzyl-piperazin-1-yl)-phenyl]-guanidine. Yellow solid.
 15 Anal. RP-HPLC: t_R = 10.1 min (10 – 70 % MeCN; purity 100 %). ¹H-NMR (DMSO-d₆) δ: 1.16 (m, 3H, CH₃), 2.44 (s, 3H, CH₃), 3.07 (m, 4H, CH₂), 3.23-3.35 (m, 6H, CH₂), 3.52 (s, 2H, CH₂), 6.80 (d, 1H, J = 5.5 Hz, pyrimidinyl-H), 6.85 (d, 2H, J = 9.5 Hz, Ph-H), 7.27 (m, 1H, NH), 7.34 (m, 5H, Ph-H), 7.58 (m, 2H, Ph-H), 8.04 (t, 1H, J = 5.5 Hz, NH), 8.26 (d, 1H, J = 5.0 Hz, pyrimidinyl-H), 9.14 (s, 1H, NH). MS (ESI⁺) m/z 486.45 (C₂₇H₃₁N₇S requires 485.65).

[4-(2-Amino-4-methyl-thiazol-5-yl)-pyrimidin-2-yl]-(4-piperazin-1-yl-phenyl)-amine (61). By hydrolysis of 1-(4-{4-[4-(2-amino-4-methyl-thiazol-5-yl)-pyrimidin-2-ylamino]-phenyl}-piperazin-1-yl)-ethanone (57). Light yellow solid. Anal. RP-HPLC: t_R = 7.4 min
 25 (10 – 70 % MeCN; purity 100 %). ¹H-NMR (DMSO-d₆) δ: 2.42 (s, 3H, CH₃), 3.86 (m, 4H, CH₂), 2.98 (m, 4H, CH₂), 6.79 (d, 1H, J = 5.0 Hz, pyrimidinyl-H), 6.85 (d, 2H, J = 7.0 Hz, Ph-H), 7.45 (s, 2H, NH₂), 7.59 (d, 2H, J = 7.0 Hz, Ph-H), 8.26 (d, 1H, J = 5.5 Hz, pyrimidinyl-H), 9.14 (br. s, 1H, NH). MS (ESI⁺) m/z 368.55 (C₁₈H₂₁N₇S requires 367.47).

75

(3-{4-[4-(4-Methyl-2-methylamino-thiazol-5-yl)-pyrimidin-2-ylamino]-benzenesulfonylamino}-phenyl)-acetic acid ethyl ester (**62**). By reaction between 3-dimethylamino-1-(4-methyl-2-methylamino-thiazol-5-yl)-propanone and [3-(4-guanidino-benzenesulfonylamino)-phenyl]-acetic acid ethyl ester. Yellow solid. Anal. RP-HPLC: $t_R = 17.1$ min (0 – 60 % MeCN; purity 100 %). $^1\text{H-NMR}$ (DMSO- d_6) δ : 1.17 (t, 3H, $J = 7.0$ Hz, CH_3), 2.56 (s, 3H, CH_3), 2.94 (d, 3H, $J = 4.0$ Hz, CH_3), 3.59 (s, 2H, CH_2), 4.07 (q, 2H, $J = 7.0$ Hz, CH_2), 6.94 (d, 1H, $J = 7.5$ Hz, Ph-H), 7.02 (d, 1H, $J = 7.0$ Hz, Ph-H), 7.08 (m, 2H, Ph-H and pyrimidinyl-H), 7.20 (t, 1H, $J = 8.0$ Hz, Ph-H), 7.69 (d, 1H, $J = 9.0$ Hz, Ph-H), 7.94 (d, 2H, $J = 9.0$ Hz, Ph-H), 8.45 (d, 1H, $J = 6.0$ Hz, pyrimidinyl-H). MS (ESI^+) m/z 539.36 ($\text{C}_{25}\text{H}_{26}\text{N}_6\text{O}_4\text{S}_2$ requires 538.64).

N-Acetyl-3-[4-(4-methyl-2-methylamino-thiazol-5-yl)-pyrimidin-2-ylamino]-benzenesulfonamide (**63**). By reaction between 3-dimethylamino-1-(4-methyl-2-methylamino-thiazol-5-yl)-propanone and *N*-acetyl-3-guanidino-benzenesulfonamide. Yellow solid. Anal. RP-HPLC: $t_R = 12.5$ min (0 – 60 % MeCN; purity 97 %). $^1\text{H-NMR}$ (DMSO- d_6) δ : 2.56 (s, 3H, CH_3), 2.57 (s, 3H, CH_3), 2.98 (d, 3H, $J = 2.5$ Hz, CH_3), 7.08 (d, 1H, $J = 5.5$ Hz, pyrimidinyl-H), 7.53 (d, 1H, $J = 8.0$ Hz, Ph-H), 7.57 (t, 1H, $J = 8.0$ Hz, Ph-H), 8.08 (d, 1H, $J = 8.0$ Hz, Ph-H), 8.47 (s, 1H, Ph-H), 8.48 (d, 1H, $J = 5.5$ Hz, pyrimidinyl-H). MS (ESI^+) m/z 419.46 ($\text{C}_{17}\text{H}_{18}\text{N}_6\text{O}_3\text{S}_2$ requires 418.50).

20.

N-Acetyl-3-[4-(2-amino-4-methyl-thiazol-5-yl)-pyrimidin-2-ylamino]-benzenesulfonamide (**64**). By reaction between N' -[5-(3-dimethylamino-acryloyl)-4-methyl-thiazol-2-yl]- N,N -dimethyl-formamidine and *N*-acetyl-3-guanidino-benzenesulfonamide. Yellow solid. Anal. RP-HPLC: $t_R = 11.9$ min (0 – 60 % MeCN; purity 96 %). $^1\text{H-NMR}$ (DMSO- d_6) δ : 2.11 (s, 3H, CH_3), 2.63 (s, 3H, CH_3), 7.11 (d, 1H, $J = 5.5$ Hz, pyrimidinyl-H), 7.62-7.00 (m, 3H, Ph-H and NH), 8.31 (d, 1H, $J = 8.0$ Hz, Ph-H), 8.46 (s, 1H, Ph-H), 8.54 (d, 1H, $J = 5.5$ Hz, pyrimidinyl-H). MS (ESI^+) m/z 405.42 ($\text{C}_{16}\text{H}_{16}\text{N}_6\text{O}_3\text{S}_2$ requires 404.47).

4-[4-(2-Ethylamino-4-methyl-thiazol-5-yl)-pyrimidin-2-ylamino]-*N*-(2-hydroxy-ethyl)-benzenesulfonamide (**65**). By reaction between 3-dimethylamino-1-(2-ethylamino-4-

76

methyl-thiazol-5-yl)-propenone and 4-guanidino-N-(2-hydroxy-ethyl)-benzenesulfonamide. Light yellow solid. Anal. RP-HPLC: t_R = 12.2 min (0 – 60 % MeCN; purity 100 %). $^1\text{H-NMR}$ (DMSO- d_6) δ : 1.27 (t, 3H, J = 7.5 Hz, CH₃), 2.57 (s, 3H, CH₃), 2.86 (q, 2H, J = 6.0 Hz, CH₂), 3.38 (m, 2H, CH₂), 4.75 (t, 2H, J = 5.5 Hz, CH₂), 7.09 (d, 1H, J = 5.5 Hz, pyrimidinyl-H), 7.45 (t, 1H, J = 6.0 Hz, OH), 7.77 (d, 2H, J = 9.0 Hz, Ph-H), 8.06 (d, 2H, J = 9.0 Hz, Ph-H), 8.24 (t, 1H, J = 5.5 Hz, NH), 8.48 (d, 1H, J = 5.5 Hz, pyrimidinyl-H). MS (ESI⁺) m/z 435.39 (C₁₈H₂₂N₆O₃S₂ requires 434.54).

4-[4-(2,4-Dimethyl-thiazol-5-yl)-pyrimidin-2-ylamino]-N-ethyl-benzenesulfonamide (66).
 10 By reaction between 3-dimethylamino-1-(2,4-dimethyl-thiazol-5-yl)-propenone and N-ethyl-4-guanidino-benzenesulfonamide. Light yellow solid. Anal. RP-HPLC: t_R = min (0 – 60 % MeCN; purity 97 %). $^1\text{H-NMR}$ (DMSO- d_6) δ : 0.95 (m, 3H, CH₃), 2.65 (s, 3H, CH₃), 2.44 (m, 2H, CH₂), 2.67 (s, 3H, CH₃), 7.19 (d, 1H, J = 5.5 Hz, pyrimidinyl-H), 7.34 (m, 1H, NH), 7.71 (d, 2H, J = 8.0 Hz, Ph-H), 7.99 (d, 2H, J = 8.0 Hz, Ph-H), 8.59 (d, 1H, J = 5.5 Hz, pyrimidinyl-H), 10.14 (s, 1H, NH). MS (ESI⁺) m/z 390.37 (C₁₇H₁₉N₅O₂S₂ requires 389.50).

N-(2-Hydroxy-ethyl)-4-[4-(4-methyl-2-methylamino-thiazol-5-yl)-pyrimidin-2-ylamino]-benzenesulfonamide (67). By reaction between 3-dimethylamino-1-(4-methyl-2-methylamino-thiazol-5-yl)-propenone and 4-guanidino-N-(2-hydroxy-ethyl)-benzenesulfonamide. Light yellow solid. Anal. RP-HPLC: t_R = 11.6 min (0 – 60 % MeCN; purity 97 %). $^1\text{H-NMR}$ (DMSO- d_6) δ : 2.58 (s, 3H, CH₃), 2.86 (q, 2H, J = 6.0 Hz, CH₂), 2.97 (d, 3H, J = 5.0 Hz, CH₃), 4.75 (t, 2H, J = 5.5 Hz, CH₂), 7.09 (d, 1H, J = 5.5 Hz, pyrimidinyl-H), 7.45 (t, 1H, J = 6.0 Hz, OH), 7.77 (d, 2H, J = 9.0 Hz, Ph-H), 8.06 (d, 2H, J = 9.0 Hz, Ph-H), 8.19 (m, 1H, NH), 8.48 (d, 1H, J = 5.5 Hz, pyrimidinyl-H). MS (ESI⁺) m/z 421.35 (C₁₇H₂₀N₆O₃S₂ requires 420.51).

4-[4-(2-Amino-4-methyl-thiazol-5-yl)-pyrimidin-2-ylamino]-N-(2-hydroxy-ethyl)-benzenesulfonamide (68). By reaction between N'-[5-(3-dimethylamino-acryloyl)-4-methyl-thiazol-2-yl]-N,N-dimethyl-formamidinium and 4-guanidino-N-(2-hydroxy-ethyl)-

77

benzenesulfonamide. Light yellow solid. Anal. RP-HPLC: t_R = 11.3 min (0 – 60 % MeCN; purity 97 %). $^1\text{H-NMR}$ (DMSO-d_6) δ : 2.54 (s, 3H, CH_3), 2.85 (q, 2H, J = 6.5 Hz, CH_2), 4.75 (t, 2H, J = 5.5 Hz, CH_2), 7.07 (d, 1H, J = 5.5 Hz, pyrimidinyl-H), 7.45 (t, 1H, J = 6.0 Hz, OH), 7.65 (s, 2H, NH_2), 7.76 (d, 2H, J = 9.0 Hz, Ph-H), 8.05 (d, 2H, J = 9.0 Hz, Ph-H), 8.47 (d, 1H, J = 5.5 Hz, pyrimidinyl-H). MS (ESI^+) m/z 407.31 ($\text{C}_{16}\text{H}_{18}\text{N}_6\text{O}_3\text{S}_2$ requires 406.48).

4-[4-(2,4-Dimethyl-thiazol-5-yl)-pyrimidin-2-ylamino]-N-(2-hydroxy-ethyl)-benzenesulfonamide (69). By reaction between 3-dimethylamino-1-(2,4-dimethyl-thiazol-5-yl)-propenone and 4-guanidino-N-(2-hydroxy-ethyl)-benzenesulfonamide. Light yellow solid. Anal. RP-HPLC: t_R = 10.6 min (0 – 60 % MeCN; purity 99 %). $^1\text{H-NMR}$ (DMSO-d_6) δ : 2.52 (s, 3H, CH_3), 2.65 (q, 2H, J = 6.5 Hz, CH_2), 4.54 (t, 2H, J = 5.5 Hz, CH_2), 7.06 (d, 1H, J = 5.0 Hz, pyrimidinyl-H), 7.26 (t, 1H, J = 6.0 Hz, OH), 7.59 (d, 2H, J = 9.0 Hz, Ph-H), 7.84 (d, 2H, J = 9.0 Hz, Ph-H), 8.46 (d, 1H, J = 5.0 Hz, pyrimidinyl-H). MS (ESI^+) m/z 406.36 ($\text{C}_{17}\text{H}_{19}\text{N}_6\text{O}_3\text{S}_2$ requires 405.50).

3-[4-(2-Ethylamino-4-methyl-thiazol-5-yl)-pyrimidin-2-ylamino]-N-isopropyl-benzenesulfonamide (70). By reaction between 3-dimethylamino-1-(2-ethylamino-4-methyl-thiazol-5-yl)-propenone and 3-guanidino-N-isopropyl-benzenesulfonamide. Yellow solid. Anal. RP-HPLC: t_R = 12.6 min (0 – 60 % MeCN; purity 100 %). $^1\text{H-NMR}$ (CDCl_3) δ : 1.06 (d, 6H, J = 6.5 Hz, CH_3), 1.29 (m, 3H, CH_3), 2.54 (s, 3H, CH_3), 3.39 (m, 2H, CH_2), 6.90 (d, 1H, J = 6.0 Hz, pyrimidinyl-H), 7.42 (d, 1H, J = 7.5 Hz, Ph-H), 7.49 (d, 1H, J = 9.0 Hz, Ph-H), 7.54 (d, 1H, J = 9.0 Hz, Ph-H), 8.27 (d, 1H, J = 5.5 Hz, pyrimidinyl-H), 8.59 (s, 1H, Ph-H). MS (ESI^+) m/z 433.38 ($\text{C}_{19}\text{H}_{24}\text{N}_6\text{O}_2\text{S}_2$ requires 432.57).

25

N-Benzyl-4-[4-(2-ethylamino-4-methyl-thiazol-5-yl)-pyrimidin-2-ylamino]-benzenesulfonamide (71). By reaction between 3-dimethylamino-1-(2-ethylamino-4-methyl-thiazol-5-yl)-propenone and N-benzyl-4-guanidino-benzenesulfonamide. Yellow solid. Anal. RP-HPLC: t_R = 17.4 min (0 – 60 % MeCN; purity 99 %). $^1\text{H-NMR}$ (DMSO-d_6) δ : 1.26 (t, 3H, J = 7.0 Hz, CH_3), 2.57 (s, 3H, CH_3), 3.38 (m, 2H, CH_2), 4.04 (d, 2H, J = 6.5 Hz, CH_2), 7.09

30

78

(d, 1H, $J = 5.5$ Hz, pyrimidinyl-H), 7.34 (m, 5H, Ph-H), 7.79 (d, 2H, $J = 9.0$ Hz, Ph-H), 8.01 (t, 1H, $J = 6.5$ Hz, NH), 8.05 (d, 1H, $J = 9.0$ Hz, Ph-H), 8.24 (t, 1H, $J = 5.5$ Hz, NH), 8.48 (d, 1H, $J = 5.5$ Hz, pyrimidinyl-H). MS (ESI⁺) m/z 481.35 (C₂₃H₂₄N₆O₂S₂ requires 480.61).

5

N-Benzyl-4-[4-(4-methyl-2-methylamino-thiazol-5-yl)-pyrimidin-2-ylamino]-benzenesulfonamide (72). By reaction between 3-dimethylamino-1-(4-methyl-2-methylamino-thiazol-5-yl)-propenone and *N*-benzyl-4-guanidino-benzenesulfonamide. Yellow solid. Anal. RP-HPLC: $t_R = 16.6$ min (0 – 60 % MeCN; purity 99 %). ¹H-NMR (DMSO-d₆) δ : 2.57 (s, 3H, CH₃), 2.95 (d, 3H, $J = 4.5$ Hz, CH₃), 4.02 (d, 2H, $J = 6.0$ Hz, CH₂), 7.08 (d, 1H, $J = 5.5$ Hz, pyrimidinyl-H), 7.35 (m, 5H, Ph-H), 7.78 (d, 2H, $J = 9.0$ Hz, Ph-H), 8.00 (t, 1H, $J = 6.5$ Hz, NH), 8.04 (d, 1H, $J = 9.0$ Hz, Ph-H), 8.18 (m, 1H, NH), 8.47 (d, 1H, $J = 5.5$ Hz, pyrimidinyl-H). MS (ESI⁺) m/z 467.54 (C₂₂H₂₂N₆O₂S₂ requires 466.58).

10

15 *4*-[4-(2-Amino-4-methyl-thiazol-5-yl)-pyrimidin-2-ylamino]-*N*-benzyl-benzenesulfonamide (73). By reaction between N'-[5-(3-dimethylamino-acryloyl)-4-methyl-thiazol-2-yl]-N,N-dimethyl-formamidine and *N*-benzyl-4-guanidino-benzenesulfonamide. Yellow solid. Anal. RP-HPLC: $t_R = 16.2$ min (0 – 60 % MeCN; purity 100 %). ¹H-NMR (DMSO-d₆) δ : 2.53 (s, 3H, CH₃), 4.03 (d, 2H, $J = 6.5$ Hz, CH₂), 7.07 (d, 1H, $J = 5.5$ Hz, pyrimidinyl-H), 7.36 (m, 5H, Ph-H), 7.64 (s, 2H, NH₂), 7.78 (d, 2H, $J = 8.5$ Hz, Ph-H), 8.00 (t, 1H, $J = 6.5$ Hz, NH), 8.04 (d, 2H, $J = 9.0$ Hz, Ph-H), 8.47 (d, 1H, $J = 5.5$ Hz, pyrimidinyl-H). MS (ESI⁺) m/z 453.33 (C₂₁H₂₀N₆O₂S₂ requires 452.55).

20

N-Benzyl-4-[4-(2,4-dimethyl-thiazol-5-yl)-pyrimidin-2-ylamino]-benzenesulfonamide (74). By reaction between 3-dimethylamino-1-(2,4-dimethyl-thiazol-5-yl)-propenone and *N*-benzyl-4-guanidino-benzenesulfonamide. Yellow solid. Anal. RP-HPLC: $t_R = 20.7$ min (0 – 60 % MeCN; purity 100 %). ¹H-NMR (DMSO-d₆) δ : 2.51 (s, 3H, CH₃), 2.53 (s, 3H, CH₃), 3.82 (d, 2H, $J = 6.5$ Hz, CH₂), 7.07 (d, 1H, $J = 5.5$ Hz, pyrimidinyl-H), 7.60 (d, 2H, $J = 9.0$ Hz, Ph-H), 7.80 (t, 1H, $J = 6.5$ Hz, NH), 7.83 (d, 2H, $J = 9.0$ Hz, Ph-H), 8.47 (d, 1H, $J = 5.0$ Hz, pyrimidinyl-H). MS (ESI⁺) m/z 452.26 (C₂₂H₂₁N₅O₂S₂ requires 451.57).

30

79

3-[4-(2-Ethylamino-4-methyl-thiazol-5-yl)-pyrimidin-2-ylamino]-N-(2-hydroxy-ethyl)-benzenesulfonamide (75). By reaction between 3-dimethylamino-1-(2-ethylamino-4-methyl-thiazol-5-yl)-propenone and 3-guanidino-N-(2-hydroxy-ethyl)-benzenesulfonamide. Yellow solid. Mp. 124-125 °C. Anal. RP-HPLC: t_R = 12.5 min (0 – 60 % MeCN; purity 100 %). $^1\text{H-NMR}$ (CDCl_3) δ : 1.41 (t, 3H, J = 7.0 Hz, CH_3), 2.71 (s, 3H, CH_3), 3.07 (q, 2H, J = 6.5 Hz, CH_2), 3.48 – 3.53 (m, 2H, CH_2), 3.61 (q, 2H, J = 6.5 Hz, CH_2), 7.19 (d, 1H, J = 5.5 Hz, pyrimidinyl-H), 7.58 (d, 1H, J = 7.5 Hz, Ph-H), 7.69 – 7.73 (m, 2H, Ph-H and NH), 8.21 (t, 1H, J = 7.5 Hz, Ph-H), 8.35 (t, 1H, J = 5.5 Hz, Ph-H), 8.55 (s, 1H, Ph-H), and 8.60 (d, 1H, J = 5.5 Hz, pyrimidinyl-H). MS (ESI^+) m/z 435.37 ($\text{C}_{18}\text{H}_{22}\text{N}_6\text{O}_3\text{S}_2$ requires 434.54).

N-(2-Hydroxy-ethyl)-3-[4-(4-methyl-2-methylamino-thiazol-5-yl)-pyrimidin-2-ylamino]-benzenesulfonamide (76). By reaction between 3-dimethylamino-1-(4-methyl-2-methylamino-thiazol-5-yl)-propenone and 3-guanidino-N-(2-hydroxy-ethyl)-benzenesulfonamide. Yellow solid. Mp. 189-190 °C. Anal. RP-HPLC: t_R = 11.8 min (0 – 60 % MeCN; purity 100 %). $^1\text{H-NMR}$ (CDCl_3) δ : 2.71 (s, 3H, CH_3), 3.06 (q, 2H, J = 6.5, 12.5 Hz, CH_2), 3.09 (d, 3H, J = 5.0 Hz, CH_3), 3.58 – 3.62 (m, 2H, CH_2), 7.18 (d, 1H, J = 5.5 Hz, pyrimidinyl-H), 7.58 (d, 1H, J = 7.5 Hz, Ph-H), 7.69 – 7.72 (m, 2H, Ph-H and NH), 8.19 (d, 1H, J = 8.0 Hz, Ph-H), 8.28 (q, 1H, J = 4.5 Hz, OH), 8.56 (s, 1H, Ph-H), 8.59 (d, 1H, J = 5.5 Hz, pyrimidinyl-H). MS (ESI^+) m/z 421.39 ($\text{C}_{17}\text{H}_{20}\text{N}_6\text{O}_3\text{S}_2$ requires 420.51).

3-[4-(2-Amino-4-methyl-thiazol-5-yl)-pyrimidin-2-ylamino]-N-(2-hydroxy-ethyl)-benzenesulfonamide (77). By reaction between N'-[5-(3-dimethylamino-acryloyl)-4-methyl-thiazol-2-yl]-N,N-dimethyl-formamidinium and 3-guanidino-N-(2-hydroxy-ethyl)-benzenesulfonamide. Yellow solid. Mp. 150-151 °C. Anal. RP-HPLC: t_R = 11.4 min (0 – 60 % MeCN; purity 100 %). $^1\text{H-NMR}$ (CDCl_3) δ : 2.71 (s, 3H, CH_3), 3.09 (q, 2H, J = 6.5, 12.5 Hz, CH_2), 3.63 (q, 2H, J = 6.5, 12.0 Hz, CH_2), 7.18 (d, 1H, J = 5.5 Hz, pyrimidinyl-H), 7.60 (d, 1H, J = 8.0 Hz, Ph-H), 7.73 (t, 1H, J = 8.0 Hz, Ph-H), 7.75 – 7.77 (m, 2H, Ph-H and NH), 8.42 (s, 1H, Ph-H), and 8.61 (d, 1H, J = 5.5 Hz, pyrimidinyl-H). MS (ESI^+) m/z 407.35 ($\text{C}_{16}\text{H}_{18}\text{N}_6\text{O}_3\text{S}_2$ requires 406.48).

80

3-[4-(2,4-Dimethyl-thiazol-5-yl)-pyrimidin-2-ylamino]-N-(2-hydroxy-ethyl)-benzenesulfonamide (78). By reaction between 3-dimethylamino-1-(2,4-dimethyl-thiazol-5-yl)-propanone and 3-guanidino-N-(2-hydroxy-ethyl)-benzene-sulfonamide. Yellow solid. Mp. 184-186 °C. Anal. RP-HPLC: t_R = 13.6 min (0 – 60 % MeCN; purity 100 %). $^1\text{H-NMR}$ (CDCl₃) δ : 2.64 (s, 3H, CH₃), 2.84 (q, 2H, J = 6.5, 12.5 Hz, CH₂), 3.31 (s, 3H, CH₃), 3.38 (q, 2H, J = 6.5, 12.0 Hz, CH₂), 4.66 (t, 1H, J = 5.5 Hz, NH), 7.15 (d, 1H, J = 5.0 Hz, pyrimidinyl-H), 7.5 (d, 1H, J = 7.5 Hz, Ph-H), 7.50 – 7.53 (m, 2H, Ph-H), and NH), 7.97 (d, 1H, J = 8.0 Hz, Ph-H), 8.32 (s, 1H, Ph-H), and 8.56 (d, 1H, J = 5.0 Hz, pyrimidinyl-H). MS (ESI⁺) m/z 406.42 (C₁₇H₁₉N₅O₃S₂ requires 405.50).

10

[4-(2-Ethylamino-4-methyl-thiazol-5-yl)-pyrimidin-2-yl]-pyridin-3-ylmethyl-amine (79). By reaction between 3-dimethylamino-1-(2-ethylamino-4-methyl-thiazol-5-yl)-propanone and N-pyridin-3-ylmethyl-guanidine. Yellow solid. Anal. RP-HPLC: t_R = 5.48 min (10 – 70 % MeCN; purity 98 %). $^1\text{H-NMR}$ (CDCl₃) δ : 1.15 (t, 3H, J = 7.0 Hz, CH₃), 2.38 (s, 3H, CH₃), 3.23 (m, 2H, CH₂), 4.47 (d, 2H, J = 6.5 Hz, CH₂), 6.65 (d, 1H, J = 5.0 Hz, pyrimidinyl-H), 7.31 (m, 1H, pyridyl-H), 7.72 (d, 1H, J = 7.5 Hz, pyridyl-H), 7.98 (t, 1H, J = 5.5 Hz, pyridyl-H), 8.14 (d, 1H, J = 5.5 Hz, pyrimidinyl-H), 8.40 (m, 1H, pyridyl-H), 8.55 (s, 1H, NH). MS (ESI⁺) m/z 327.43 (C₁₆H₁₈N₆S requires 326.42).

20 N-Benzyl-3-[4-(2-ethylamino-4-methyl-thiazol-5-yl)-pyrimidin-2-ylamino]-benzenesulfonamide (80). By reaction between 3-dimethylamino-1-(2-ethylamino-4-methyl-thiazol-5-yl)-propanone and N-benzyl-3-guanidino-benzenesulfonamide. Yellow solid. Mp. 204-205 °C. Anal. RP-HPLC: t_R = 17.3 min (10 – 70 % MeCN; purity 100 %). $^1\text{H-NMR}$ (DMSO-d₆) δ : 1.39 (t, 3H, J = 7.0 Hz, CH₃), 2.71 (s, 3H, CH₃), 3.45-3.51 (m, 2H, CH₂), 4.25 (s, 2H, CH₂), 7.19 (d, 1H, J = 5.5 Hz, pyrimidinyl-H), 7.45 – 7.61 (m, 5H, Ph-H), 7.60 (d, 1H, J = 7.5 Hz, Ph-H), 7.7 (t, 1H, J = 8.0 Hz, Ph-H), 8.2 (d, 1H, J = 8.0 Hz, Ph-H), 8.29 (bs, 1H, NH), 8.34 (t, 1H, J = 5.0 Hz, Ph-H), and 8.6 (d, 1H, J = 5.0 Hz, pyrimidinyl-H). MS (ESI⁺) m/z 480.83 (C₂₃H₂₄N₆O₂S₂ requires 480.61).

25

81

- [4-(2-Amino-4-methyl-thiazol-5-yl)-pyrimidin-2-yl]-[3-(morpholine-4-sulfonyl)-phenyl]-amine (81)*. By reaction between N'-[5-(3-dimethylamino-acryloyl)-4-methyl-thiazol-2-yl]-N,N-dimethyl-formamidine and N-[3-(morpholine-4-sulfonyl)-phenyl]-guanidine. Yellow solid. Mp. 215-216 °C. Anal. RP-HPLC: t_R = 17.4 min (10 – 70 % MeCN; purity 100 %).
 5 $^1\text{H-NMR}$ (DMSO- d_6) δ : 2.57 (s, 3H, CH₃), 2.89 (m, 4H, CH₂), 3.63 (m, 4H, CH₂), 7.04 (d, 1H, J = 5.0 Hz, pyrimidinyl-H), 7.29 (d, 1H, J = 7.5 Hz, Ph-H), 7.58 (t, 1H, J = 8.0 Hz, Ph-H), 8.06 (d, 1H, J = 8.0 Hz, Ph-H), 8.23 (s, 1H, Ph-H), 8.49 (d, 1H, J = 5.0 Hz, pyrimidinyl-H). MS (ESI⁺) m/z 433.48 (C₁₈H₂₀N₆O₃S₂ requires 432.52).
- 10 *[4-(2,4-Dimethyl-thiazol-5-yl)-pyrimidin-2-yl]-[4-methyl-3-(morpholine-4-sulfonyl)-phenyl]-amine (82)*. By reaction between 3-dimethylamino-1-(2,4-dimethyl-thiazol-5-yl)-propenone and N-[4-methyl-3-(morpholine-4-sulfonyl)-phenyl]-guanidine. Yellow solid. Mp. 81-83 °C. Anal. RP-HPLC: t_R = 18.9 min (10 – 70 % MeCN; purity 100 %). $^1\text{H-NMR}$ (DMSO- d_6) δ : 2.58 (s, 3H, CH₃), 2.71 (d, 6H, J = 6.0 Hz, CH₃), 3.13 (t, 4H, J = 4.5 Hz, CH₂), 3.7 (t, 4H, J = 4.5 Hz, CH₂), 7.2 (d, 1H, J = 5.5 Hz, pyrimidinyl-H), 7.46 (d, 1H, J = 8.5 Hz, Ph-H), 8.08 (d, 1H, J = 8.0 Hz, Ph-H), 8.29 (s, 1H, Ph-H), and 8.61 (d, 1H, J = 5.0 Hz, pyrimidinyl-H). MS (ESI⁺) m/z 446.41 (C₂₀H₂₃N₅O₃S₂ requires 445.56).
- 20 *3-{4-[2-(2-Methoxy-ethylamino)-4-methyl-thiazol-5-yl]-pyrimidin-2-ylamino}-benzenesulfonamide (83)*. By reaction between 3-dimethylamino-1-[2-(2-methoxy-ethylamino)-4-methyl-thiazol-5-yl]-propenone and 3-guanidino-benzenesulfonamide. Yellow solid. Anal. RP-HPLC: t_R = 9.77 min (10 – 70 % MeCN; purity 100 %). $^1\text{H-NMR}$ (DMSO- d_6) δ : 2.49 (s, 3H, CH₃), 3.27 (s, 3H, CH₃), 3.44 (t, 2H, J = 6.0 Hz, CH₂), 3.50 (t, 2H, J = 6.0 Hz, CH₂), 6.94 (d, 1H, J = 5.5 Hz, pyrimidinyl-H), 7.27 (s, 2H, NH₂), 7.38 (m, 1H, Ph-H), 7.45 (t, 1H, J = 8.0 Hz, Ph-H), 7.95 (m, 1H, Ph-H), 8.18 (m, 1H, Ph-H), 8.30 (s, 1H, NH), 8.36 (d, 1H, J = 5.5 Hz, pyrimidinyl-H), 9.75 (s, 1H, NH). MS (ESI⁺) m/z 421.35 (C₁₇H₂₀N₆O₃S₂ requires 420.51).
- 30 *3-[4-(2-Ethylamino-4-methyl-thiazol-5-yl)-pyrimidin-2-ylamino]-N-(2-hydroxy-1,1-dimethyl-ethyl)-benzenesulfonamide (84)*. By reaction between 3-dimethylamino-1-(2-

82

ethylamino-4-methyl-thiazol-5-yl)-propenone and 3-guanidino-N-(2-hydroxy-1,1-dimethyl-ethyl)-benzenesulfonamide. Yellow solid. Anal. RP-HPLC: $t_R = 11.1$ min (10 – 70 % MeCN; purity 100 %). $^1\text{H-NMR}$ (DMSO- d_6) δ : 1.17 (m, 9H, CH₃), 2.48 (s, 3H, CH₃), 3.22 (m, 2H, CH₂), 3.26 (m, 2H, CH₂), 3.50 (t, 2H, $J = 6.0$ Hz, CH₂), 6.94 (d, 1H, $J = 5.5$ Hz, pyrimidinyl-H), 7.17 (s, 1H, NH), 7.38-7.46 (m, 2H, Ph-H), 7.94 (m, 1H, Ph-H), 8.11 (m, 1H, Ph-H), 8.32 (br. s, 1H, OH), 8.35 (d, 1H, $J = 5.5$ Hz, pyrimidinyl-H), 9.74 (s, 1H, NH). MS (ESI⁺) m/z 463.47 (C₂₀H₂₆N₆O₃S₂ requires 462.59).

4-(4-Methyl-2-methylamino-thiazol-5-yl)-pyrimidin-2-ylamine (85). By reaction between 3-dimethylamino-1-(4-methyl-2-methylamino-thiazol-5-yl)-propenone and guanidine. Yellow solid. Anal. RP-HPLC: $t_R = 20.7$ min (0 – 60 % MeCN; purity 100 %). $^1\text{H-NMR}$ (CDCl₃) δ : 2.42 (s, 3H, CH₃), 2.81 (d, 3H, $J = 4.5$ Hz, CH₃), 6.41 (s, 2H, NH₂), 6.64 (d, 1H, $J = 5.5$ Hz, pyrimidinyl-H), 7.89 (m, 1H, NH), 8.10 (d, 1H, $J = 5.5$ Hz, pyrimidinyl-H). MS (ESI⁺) m/z 222.32 (C₉H₁₁N₅S₂ requires 221.28).

15

4-(2-Ethylamino-4-methyl-thiazol-5-yl)-pyrimidin-2-ylamine (86). By reaction between 3-dimethylamino-1-(2-ethylamino-4-methyl-thiazol-5-yl)-propenone and guanidine. Yellow solid. Anal. RP-HPLC: $t_R = 6.0$ min (10 – 70 % MeCN; purity 100 %). $^1\text{H-NMR}$ (CDCl₃) δ : 1.15 (t, 3H, $J = 7.5$ Hz, CH₃), 2.41 (s, 3H, CH₃), 3.22 (m, 2H, CH₂), 6.40 (s, 2H, NH₂), 6.63 (d, 1H, $J = 5.5$ Hz, pyrimidinyl-H), 8.10 (d, 1H, $J = 5.5$ Hz, pyrimidinyl-H). MS (ESI⁺) m/z 234.24 (C₁₀H₁₃N₅S requires 235.31).

20

N-[5-(2-Amino-pyrimidin-4-yl)-4-methyl-thiazol-2-yl]-N-ethyl-acetamide (87). By reaction between N-[5-(3-dimethylamino-acryloyl)-4-methyl-thiazol-2-yl]-N-ethyl-acetamide and guanidine. Yellow solid. Anal. RP-HPLC: $t_R = 10.3$ min (10 – 70 % MeCN; purity 100 %). $^1\text{H-NMR}$ (CDCl₃) δ : 1.28 (t, 3H, $J = 7.0$ Hz, CH₃), 2.41 (s, 3H, CH₃), 2.57 (s, 3H, CH₃), 4.18 (m, 2H, CH₂), 6.64 (s, 2H, NH₂), 6.80 (d, 1H, $J = 5.5$ Hz, pyrimidinyl-H), 8.23 (d, 1H, $J = 5.5$ Hz, pyrimidinyl-H). MS (ESI⁺) m/z 278.46 (C₁₂H₁₅N₅OS requires 277.35).

25

4-(2-Dimethylamino-4-methyl-thiazol-5-yl)-pyrimidin-2-ylamine (**88**). By reaction between 3-dimethylamino-1-(2-dimethylamino-4-methyl-thiazol-5-yl)-propenone and guanidine. Yellow solid. Anal. RP-HPLC: t_R = 6.3 min (10 – 70 % MeCN; purity 100 %). $^1\text{H-NMR}$ (CDCl_3) δ : 2.44 (s, 3H, CH_3), 3.06 (s, 6H, CH_3), 6.43 (s, 2H, NH_2), 6.66 (d, 1H, J = 5.5 Hz, pyrimidinyl-H), 8.12 (d, 1H, J = 5.5 Hz, pyrimidinyl-H). MS (ESI^+) m/z 234.67 ($\text{C}_{10}\text{H}_{13}\text{N}_5\text{S}$ requires 235.31).

4-Chloromethyl-N-[4-(2-dimethylamino-4-methyl-thiazol-5-yl)-pyrimidin-2-yl]-benzamide (**89**). By reaction between 3-dimethylamino-1-(2-dimethylamino-4-methyl-thiazol-5-yl)-propenone and N-(4-chloromethyl-benzoyl)-guanidine. Yellow solid. Anal. RP-HPLC: t_R = 13.3 min (10 – 70 % MeCN; purity 100 %). $^1\text{H-NMR}$ (CHCl_3) δ : 2.63 (s, 3H, CH_3), 3.16 (s, 6H, CH_3), 4.63 (s, 2H, CH_2), 7.06 (d, 1H, J = 5.5 Hz, pyrimidinyl-H), 7.51 (d, 2H, J = 8.0 Hz, Ph-H), 7.93 (d, 1H, J = 8.0 Hz, Ph-H), 8.46 (d, 1H, J = 5.5 Hz, pyrimidinyl-H). MS (ESI^+) m/z 387.90 ($\text{C}_{18}\text{H}_{18}\text{ClN}_5\text{OS}$ requires 387.89).

15

(3-Aminomethyl-phenyl)-[4-(2,4-dimethyl-thiazol-5-yl)-pyrimidin-2-yl]-amine (**90**). By reaction between 3-dimethylamino-1-(2,4-dimethyl-thiazol-5-yl)-propenone and N-(3-guanidino-benzyl)-acetamide. Yellow solid. Mp. 183-184 °C. Anal. RP-HPLC: t_R = 12.0 min (0 – 60 % MeCN; purity 100 %). $^1\text{H-NMR}$ (CHCl_3) δ : 2.82 (s, 3H, CH_3), 2.84 (s, 3H, CH_3), 4.17 (q, 2H, J = 6.0, 11.5 Hz, CH_2), 7.29 (m, 2H, Ph-H and pyrimidinyl-H), 7.54 (t, 1H, J = 8.0 Hz, Ph-H), 7.92 (d, 1H, J = 7.5 Hz, Ph-H), 8.01 (s, 1H, Ph-H), 8.5 (br. s, 2H, NH_2), and 8.71 (d, 1H, J = 5.0 Hz, pyrimidinyl-H). MS (ESI^+) m/z 312.31 ($\text{C}_{16}\text{H}_{17}\text{N}_5\text{S}$ requires 311.41).

25 Pyridine-2-carboxylic acid 3-[4-(2,4-dimethyl-thiazol-5-yl)-pyrimidin-2-ylamino]-benzylamide (**91**). By reaction between 3-dimethylamino-1-(2,4-dimethyl-thiazol-5-yl)-propenone and pyridine-2-carboxylic acid 3-guanidino-benzylamide. Yellow solid. Anal. RP-HPLC: t_R = 17.8 min (0 – 60 % MeCN; purity 95 %). $^1\text{H-NMR}$ (CHCl_3) δ : 2.62 (s, 3H, CH_3), 2.63 (s, 3H, CH_3), 4.52 (d, 2H, J = 6.5 Hz, CH_2), 6.62 (d, 1H, J = 8.5 Hz, Ar-H), 6.95 (d, 1H, J = 7.5 Hz, Ph-H), 7.06 (d, 1H, J = 5.5 Hz, pyrimidinyl-H), 7.25 (t, 1H, J =

30

84

8.0 Hz, Ph-H), 7.41 (d, 1H, $J = 8.5$ Hz, Ar-H), 7.61 (m, 1H, Ph-H), 7.75 (s, 1H, Ph-H), 8.01 (t, 1H, $J = 7.5$ Hz, Ar-H), 8.07 (m, 1H, Ar-H), 8.48 (d, 1H, $J = 5.0$ Hz, pyrimidinyl-H), 8.64 (d, 1H, $J = 9.0$ Hz, NH), 9.22 (d, 1H, $J = 6.0$ Hz, NH). MS (ESI⁺) m/z 417.42 (C₂₂H₂₀N₆OS requires 416.50).

5

2-(4-Chloro-phenyl)-N-[4-(2-dimethylamino-4-methyl-thiazol-5-yl)-pyrimidin-2-yl]-acetamide (**92**). By reaction between 3-dimethylamino-1-(2-dimethylamino-4-methyl-thiazol-5-yl)-propenone and N-[2-(4-chloro-phenyl)-acetyl]-guanidine. Yellow solid. Anal. RP-HPLC: $t_R = 13.8$ min (10 – 70 % MeCN; purity 100 %). ¹H-NMR (CDCl₃) δ : 2.54 (s, 3H, CH₃), 3.08 (s, 6H, CH₃), 3.85 (s, 2H, CH₂), 7.14 (d, 1H, $J = 6.0$ Hz, pyrimidinyl-H), 7.31 (m, 4H, Ph-H), 8.46 (d, 1H, $J = 5.5$ Hz, pyrimidinyl-H), 10.60 (s, 1H, NH). MS (ESI⁺) m/z 388.25 (C₁₈H₁₈ClN₅OS requires 387.89).

10

N-[4-(2-Dimethylamino-4-methyl-thiazol-5-yl)-pyrimidin-2-yl]-2-(4-nitro-phenyl)-acetamide (**93**). By reaction between 3-dimethylamino-1-(2-dimethylamino-4-methyl-thiazol-5-yl)-propenone and N-[2-(4-nitro-phenyl)-acetyl]-guanidine. Yellow solid. ¹H-NMR (CDCl₃) δ : 2.59 (s, 3H, CH₃), 3.16 (s, 6H, CH₃), 3.23 (s, 2H, CH₂), 7.06 (d, 1H, $J = 6.0$ Hz, pyrimidinyl-H), 7.53 (d, 2H, $J = 9.0$ Hz, Ph-H), 8.20 (d, 2H, $J = 9.0$ Hz, Ph-H), 8.38 (d, 1H, $J = 5.5$ Hz, pyrimidinyl-H). MS (ESI⁺) m/z 399.22 (C₁₈H₁₈N₆O₃S requires 398.44).

20

N-[4-(2-Dimethylamino-4-methyl-thiazol-5-yl)-pyrimidin-2-yl]-2-(4-methoxy-phenyl)-acetamide (**94**). By reaction between 3-dimethylamino-1-(2-dimethylamino-4-methyl-thiazol-5-yl)-propenone and N-[2-(4-methoxy-phenyl)-acetyl]-guanidine. Yellow solid. Anal. RP-HPLC: $t_R = 12.5$ min (10 – 70 % MeCN; purity 100 %). ¹H-NMR (DMSO-d₆) δ : 2.59 (s, 3H, CH₃), 3.16 (s, 6H, CH₃), 3.81 (s, 3H, CH₃), 4.05 (s, 2H, CH₂), 6.90 (d, 2H, $J = 9.0$ Hz, Ph-H), 7.01 (d, 1H, $J = 6.0$ Hz, pyrimidinyl-H), 7.27 (d, 2H, $J = 9.0$ Hz, Ph-H), 7.88 (s, 1H, NH), 8.38 (d, 1H, $J = 5.0$ Hz, pyrimidinyl-H).

25

85

N-[4-(2-Ethylamino-4-methyl-thiazol-5-yl)-pyrimidin-2-yl]-2-(4-methoxy-phenyl)-acetamide (95). By reaction between 3-dimethylamino-1-(2-ethylamino-4-methyl-thiazol-5-yl)-propenone and *N*-[2-(4-methoxy-phenyl)-acetyl]-guanidine. Yellow solid. Anal. RP-HPLC: $t_R = 12.2$ min (10 – 70 % MeCN; purity 100 %). $^1\text{H-NMR}$ (DMSO- d_6) δ : 1.31 (m, 3H, CH₃), 2.54 (s, 3H, CH₃), 3.32 (m, 2H, CH₂), 3.81 (s, 3H, CH₃), 4.06 (s, 2H, CH₂), 6.90 (d, 2H, $J = 9.0$ Hz, Ph-H), 7.02 (d, 1H, $J = 5.5$ Hz, pyrimidinyl-H), 7.27 (d, 2H, $J = 9.0$ Hz, Ph-H), 8.00 (s, 1H, NH), 8.41 (d, 1H, $J = 6.0$ Hz, pyrimidinyl-H). MS (ESI⁺) m/z 384.19 (C₁₉H₂₁N₅O₂S requires 383.47).

N-[4-(2,4-Dimethyl-thiazol-5-yl)-pyrimidin-2-yl]-2-(4-methoxy-phenyl)-acetamide (96). By reaction between 3-dimethylamino-1-(2,4-dimethyl-thiazol-5-yl)-propenone and *N*-[2-(4-methoxy-phenyl)-acetyl]-guanidine. Yellow solid. Anal. RP-HPLC: $t_R = 12.7$ min (10 – 70 % MeCN; purity 100 %). $^1\text{H-NMR}$ (DMSO- d_6) δ : 2.70 (s, 3H, CH₃), 2.73 (s, 3H, CH₃), 3.81 (s, 3H, CH₃), 4.05 (s, 2H, CH₂), 6.91 (d, 2H, $J = 8.0$ Hz, Ph-H), 7.16 (d, 1H, $J = 5.5$ Hz, pyrimidinyl-H), 7.27 (d, 2H, $J = 9.0$ Hz, Ph-H), 7.95 (s, 1H, NH), 8.56 (d, 1H, $J = 5.5$ Hz, pyrimidinyl-H). MS (ESI⁺) m/z 354.91 (C₁₈H₁₈N₄O₂S requires 354.43).

2-(4-Chloro-phenyl)-*N*-[4-(2,4-dimethyl-thiazol-5-yl)-pyrimidin-2-yl]-acetamide (97). By reaction between 3-dimethylamino-1-(2,4-dimethyl-thiazol-5-yl)-propenone and *N*-[2-(4-chloro-phenyl)-acetyl]-guanidine. Yellow solid. Anal. RP-HPLC: $t_R = 15.2$ min (10 – 70 % MeCN; purity 100 %). $^1\text{H-NMR}$ (DMSO- d_6) δ : 2.70 (s, 3H, CH₃), 2.73 (s, 3H, CH₃), 4.19 (s, 2H, CH₂), 7.19 (d, 1H, $J = 5.5$ Hz, pyrimidinyl-H), 7.27 (m, 4H, Ph-H), 8.15 (s, 1H, NH), 8.58 (d, 1H, $J = 5.5$ Hz, pyrimidinyl-H). MS (ESI⁺) m/z 357.02 (C₁₇H₁₅ClN₄OS requires 358.85).

25

N-[4-(2,4-Dimethyl-thiazol-5-yl)-pyrimidin-2-yl]-2-(4-nitro-phenyl)-acetamide (98). By reaction between 3-dimethylamino-1-(2,4-dimethyl-thiazol-5-yl)-propenone and *N*-[2-(4-nitro-phenyl)-acetyl]-guanidine. Yellow solid. Anal. RP-HPLC: $t_R = 13.8$ min (10 – 70 % MeCN; purity 100 %). $^1\text{H-NMR}$ (DMSO- d_6) δ : 2.71 (s, 3H, CH₃), 2.73 (s, 3H, CH₃), 4.42 (s, 2H, CH₂), 7.21 (d, 1H, $J = 5.5$ Hz, pyrimidinyl-H), 7.53 (d, 2H, $J = 9.0$ Hz, Ph-H), 8.17

30

86

(s, 1H, NH), 8.22 (d, 2H, $J = 9.0$ Hz, Ph-H), 8.59 (d, 1H, $J = 5.5$ Hz, pyrimidinyl-H). MS (ESI^+) m/z 367.76 ($\text{C}_{17}\text{H}_{15}\text{N}_5\text{O}_3\text{S}$ requires 369.40).

{4-[2-(2-Ethyl-pyridin-4-yl)-4-methyl-thiazol-5-yl]-pyrimidin-2-yl}-(4-morpholin-4-yl-phenyl)-amine (99). By reaction between 3-dimethylamino-1-[2-(2-ethyl-pyridin-4-yl)-4-methyl-thiazol-5-yl]-propanone and N-(4-morpholin-4-yl-phenyl)-guanidine. Yellow solid. Mp. 214-215 °C. Anal. RP-HPLC: $t_R = 11.2$ min (20 – 70 % MeCN; purity 100 %). ^1H -NMR (DMSO-d_6) δ : 1.77 (t, 3H, $J = 7.5$ Hz, CH_3), 3.25 (s, 3H, CH_3), 3.35 (q, 2H, $J = 7.5$, 15.0 Hz, CH_2), 3.54 (t, 4H, $J = 5.0$ Hz, CH_2), 4.23 (t, 4H, $J = 5.0$ Hz, CH_2), 7.44 (d, 2H, $J = 9.0$ Hz, Ph-H), 7.61 (d, 1H, $J = 5.5$ Hz, pyrimidinyl-H), 8.12 (d, 2H, $J = 9.0$ Hz, Ph-H), 8.21 (m, 1H, Ar-H), 8.27 (s, 1H, Ar-H), 9.02 (d, 1H, $J = 5.0$ Hz, pyrimidinyl-H), 9.12 (d, 1H, $J = 5.0$ Hz, Ar-H). MS (ESI^+) m/z 458.89 ($\text{C}_{25}\text{H}_{26}\text{N}_6\text{OS}$ requires 458.58).

[4-(4-Methyl-2-pyridin-3-yl-thiazol-5-yl)-pyrimidin-2-yl]-(4-morpholin-4-yl-phenyl)-amine (100). By reaction between 3-dimethylamino-1-(4-methyl-2-pyridin-3-yl-thiazol-5-yl)-propanone and N-(4-morpholin-4-yl-phenyl)-guanidine. Yellow solid. Mp. 240-242 °C. Anal. RP-HPLC: $t_R = 13.5$ min (0 – 60 % MeCN; purity 100 %). ^1H -NMR (DMSO-d_6) δ : 2.75 (s, 3H, CH_3), 3.05 (m, 2H, CH_2), 3.74 (m, 4H, CH_2), 6.95 (d, 2H, $J = 9.0$ Hz, Ph-H), 7.11 (d, 1H, $J = 5.5$ Hz, pyrimidinyl-H), 7.57 (dd, 2H, $J = 5.0$, 8.0 Hz, Ar-H), 7.64 (d, 1H, $J = 9.0$ Hz, Ph-H), 8.34 (d, 1H, $J = 8.0$ Hz, Ar-H), 8.52 (d, 1H, $J = 5.0$ Hz, pyrimidinyl-H), 8.71 (d, 1H, $J = 5.0$ Hz, Ar-H), 9.17 (s, 1H, Ar-H). MS (ESI^+) m/z 431.07 ($\text{C}_{23}\text{H}_{22}\text{N}_6\text{OS}$ requires 430.53).

N-{3-[4-(4-Methyl-2-pyridin-3-yl-thiazol-5-yl)-pyrimidin-2-ylamino]-benzyl}-acetamide (101). By reaction between 3-dimethylamino-1-(4-methyl-2-pyridin-3-yl-thiazol-5-yl)-propanone and N-(3-guanidino-benzyl)-acetamide. Yellow solid. Mp. 209-211 °C. Anal. RP-HPLC: $t_R = 14.3$ min (0 – 60 % MeCN; purity 100 %). ^1H -NMR (DMSO-d_6) δ : 1.85 (s, 3H, CH_3), 2.77 (s, 3H, CH_3), 4.28 (d, 2H, $J = 6.0$ Hz, CH_2), 6.89 (d, 1H, $J = 7.5$ Hz, Ph-H), 7.20 (d, 1H, $J = 5.5$ Hz, pyrimidinyl-H), 7.28 (t, 1H, $J = 8.0$ Hz, Ph-H), 7.57 (dd, 1H, $J = 9.0$ Hz, Ar-H), 7.73 (d, 1H, $J = 8.0$ Hz, Ph-H), 7.76 (s, 1H, Ph-H), 8.33 (t, 1H, $J = 5.5$ Hz,

Ar-H), 8.38 (m, 1H, Ar-H), 8.58 (d, 1H, $J = 5.5$ Hz, pyrimidinyl-H), 8.70 (d, 1H, $J = 5.0$ Hz, Ar-H), 9.19 (d, 1H, $J = 5.0$ Hz, NH). MS (ESI⁺) m/z 416.93 (C₂₂H₂₀N₆OS requires 416.50).

- 5 4-{4-[2-(2-Ethyl-pyridin-4-yl)-4-methyl-thiazol-5-yl]-pyrimidin-2-ylamino}-N-(2-hydroxy-ethyl)-benzenesulfonamide (**102**). By reaction between 3-dimethylamino-1-[2-(2-ethyl-pyridin-4-yl)-4-methyl-thiazol-5-yl]-propenone and 4-guanidino-N-(2-hydroxy-ethyl)-benzenesulfonamide. Yellow solid. Mp. 233-234 °C. Anal. RP-HPLC: $t_R = 14.6$ min (0 – 60 % MeCN; purity 100 %). ¹H-NMR (DMSO-d₆) δ : 1.06 (t, 3H, $J = 7.5$ Hz, CH₃), 2.57 (s, 3H, CH₃), 2.61-2.68 (m, 2H, CH₂), 3.05 (m, 2H, CH₂), 3.14 (m, 2H, CH₂), 4.43 (t, 1H, $J = 5.5$ Hz, OH), 7.11 (d, 1H, $J = 5.5$ Hz, pyrimidinyl-H), 7.16 (t, 1H, $J = 6.0$ Hz, NH), 7.54 (m, 2H, Ar-H), 7.59 (s, 1H, Ar-H), 7.77 (d, 2H, $J = 9.0$ Hz, Ph-H), 8.42 (t, 1H, $J = 5.5$ Hz, pyrimidinyl-H), 8.45 (d, 1H, $J = 5.0$ Hz, Ar-H). MS (ESI⁺) m/z 497.01 (C₂₃H₂₄N₆O₃S₂ requires 496.61).
- 10

15

- N*-{4-[4-(4-Methyl-2-pyridin-3-yl-thiazol-5-yl)-pyrimidin-2-ylamino]-benzyl}-acetamide (**103**). By reaction between 3-dimethylamino-1-(4-methyl-2-pyridin-3-yl-thiazol-5-yl)-propenone and *N*-(4-guanidino-benzyl)-acetamide. Yellow solid. Mp. 199-201 °C. Anal. RP-HPLC: $t_R = 14.1$ min (0 – 60 % MeCN; purity 100 %). ¹H-NMR (DMSO-d₆) δ : 1.87 (s, 3H, CH₃), 2.76 (s, 3H, CH₃), 4.21 (d, 2H, $J = 6.0$ Hz, CH₂), 7.18 (d, 1H, $J = 5.0$ Hz, Py-H), 7.23 (d, 2H, $J = 9.0$ Hz, Ph-H), 7.57 (dd, 1H, $J = 5.0, 8.0$ Hz, Ar-H), 7.74 (d, 2H, $J = 9.0$ Hz, Ph-H), 8.27 (t, 1H, $J = 6.0$ Hz, NH), 8.34 (d, 1H, $J = 5.0$ Hz, pyrimidinyl-H), 8.56 (d, 1H, $J = 5.0$ Hz, Ar-H), 8.71 (d 1H, $J = 4.5$ Hz, Ar-H), 9.17 (s, 1H, NH). MS (ESI⁺) m/z 416.80 (C₂₂H₂₀N₆OS requires 416.50).
- 20

25

- N*-(4-{4-[2-(2-Ethyl-pyridin-4-yl)-4-methyl-thiazol-5-yl]-pyrimidin-2-ylamino}-benzyl)-acetamide (**104**). By reaction between 3-dimethylamino-1-[2-(2-ethyl-pyridin-4-yl)-4-methyl-thiazol-5-yl]-propenone and *N*-(4-guanidino-benzyl)-acetamide. Yellow solid. Mp. 224-225 °C. Anal. RP-HPLC: $t_R = 14.3$ min (0 – 60 % MeCN; purity 100 %). ¹H-NMR (DMSO-d₆) δ : 1.56 (t, 3H, $J = 7.5$ Hz, CH₃), 2.14 (s, 3H, CH₃), 3.05 (s, 3H, CH₃), 3.14 (q,
- 30

88

2H, $J = 8.5, 11.5$ Hz, CH₂), 4.48 (d, 1H, $J = 6.0$ Hz, CH₂), 7.48 (m, 3H, pyrimidinyl-H and Ph-H), 7.99 (m, 3H, Ar-H and Ph-H), 8.06 (s, 1H, Ar-H), 8.54 (t, 1H, $J = 6.0$ Hz, NH), 8.86 (d, 1H, $J = 4.5$ Hz, pyrimidinyl-H), 8.92 (d, 1H, $J = 5.0$ Hz, Ar-H).

- 5 *N*-(3-{4-[2-(2-Ethyl-pyridin-4-yl)-4-methyl-thiazol-5-yl]-pyrimidin-2-ylamino}-benzyl)-acetamide (105). By reaction between 3-dimethylamino-1-[2-(2-ethyl-pyridin-4-yl)-4-methyl-thiazol-5-yl]-propenone and *N*-(3-guanidino-benzyl)-acetamide. Yellow solid. Mp. 180-182 °C. Anal. RP-HPLC: $t_R = 10.8$ min (10 – 70 % MeCN; purity 100 %). ¹H-NMR (DMSO-d₆) δ : 1.51 (t, 3H, $J = 7.5$ Hz, CH₃), 2.06 (s, 3H, CH₃), 3.00 (s, 3H, CH₃), 3.14 (dd, 2H, $J = 7.5$ Hz, CH₂), 4.51 (d, 1H, $J = 6.0$ Hz, CH₂), 7.12 (d, 1H, $J = 7.0$ Hz, Ph-H), 7.45 (d, 1H, $J = 5.0$ Hz, pyrimidinyl-H), 7.50 (t, 1H, $J = 8.0$ Hz, Ph-H), 7.79 (d, 1H, $J = 8.0$ Hz, Ph-H), 8.02 (s, 1H, Ph-H), 8.16 (d, 1H, $J = 5.0$ Hz, Ar-H), 8.24 (s, 1H, Ar-H), 8.56 (d, 1H, $J = 4.5$ Hz, Ar-H), 8.82 (d, 1H, $J = 5.0$ Hz, pyrimidinyl-H), 8.92 (d, 1H, $J = 5.5$ Hz, NH).
- 15 {4-[4-Methyl-2-(6-methyl-pyridin-3-yl)-thiazol-5-yl]-pyrimidin-2-yl}-(4-morpholin-4-yl-phenyl)-amine (106). By reaction between 3-dimethylamino-1-[4-methyl-2-(6-methyl-pyridin-3-yl)-thiazol-5-yl]-propenone and *N*-(4-morpholin-4-yl-phenyl)-guanidine. Yellow solid. Mp. 244-245 °C. Anal. RP-HPLC: $t_R = 9.8$ min (10 – 70 % MeCN; purity 100 %).
- 20 ¹H-NMR (DMSO-d₆) δ : 2.55 (s, 3H, CH₃), 2.74 (s, 3H, CH₃), 3.05 (m, 4H, CH₂), 3.74 (m, 4H, CH₂), 6.95 (d, 2H, $J = 9.0$ Hz, Ph-H), 7.10 (d, 1H, $J = 5.5$ Hz, pyrimidinyl-H), 7.42 (d, 2H, $J = 8.0$ Hz, Ph-H), 7.64 (d, 1H, $J = 9.0$ Hz, Ar-H), 8.23 (d, 1H, $J = 8.0$ Hz, Ar-H), 8.51 (d, 1H, $J = 5.0$ Hz, pyrimidinyl-H), 9.04 (s, 1H, Ar-H), 9.49 (s, 1H, NH).
- 25 (4-{2-[3-(2-Methoxy-ethoxy)-5-trifluoromethyl-pyridin-2-yl]-4-methyl-thiazol-5-yl}-pyrimidin-2-yl)-(4-morpholin-4-yl-phenyl)-amine (107). By reaction between 3-dimethylamino-1-{2-[3-(2-methoxy-ethoxy)-5-trifluoromethyl-pyridin-2-yl]-4-methyl-thiazol-5-yl}-propenone and *N*-(4-morpholin-4-yl-phenyl)-guanidine. Yellow solid. Mp. 175-178 °C. Anal. RP-HPLC: $t_R = 13.8$ min (10 – 70 % MeCN; purity 100 %). ¹H-NMR (DMSO-d₆) δ : 2.77 (s, 3H, CH₃), 3.06 (m, 4H, CH₂), 3.75 (m, 4H, CH₂), 3.84 (t, 2H, $J = 4.0$ Hz,
- 30

89

CH₂), 4.53 (t, 2H, $J = 4.0$ Hz, CH₂), 6.93 (d, 2H, $J = 8.5$ Hz, Ph-H), 7.13 (d, 1H, $J = 5.0$ Hz, pyrimidinyl-H), 7.64 (d, 2H, $J = 8.5$ Hz, Ph-H), 8.10 (s, 1H, Ar-H), 8.52 (d, 1H, $J = 5.0$ Hz, pyrimidinyl-H), 8.69 (s, 1H, Ar-H), 9.49 (s, 1H, NH). MS (ESI⁺) m/z 572.84 (C₂₇H₂₇F₃N₆O₃S requires 572.60).

5

N-(3-{4-[4-Methyl-2-(6-methyl-pyridin-3-yl)-thiazol-5-yl]-pyrimidin-2-ylamino}-benzyl)-acetamide (**108**). By reaction between 3-dimethylamino-1-[4-methyl-2-(6-methyl-pyridin-3-yl)-thiazol-5-yl]-propenone and *N*-(3-guanidino-benzyl)-acetamide. Yellow solid. Mp. 227-229 °C. Anal. RP-HPLC: $t_R = 9.6$ min (10 – 70 % MeCN; purity 100 %). ¹H-NMR (DMSO-d₆) δ : 1.85 (s, 3H, CH₃), 2.54 (s, 3H, CH₃), 2.75 (s, 3H, CH₃), 4.27 (d, 2H, $J = 6.0$ Hz, CH₂), 6.89 (d, 1H, $J = 7.5$ Hz, Ph-H), 7.18 (d, 1H, $J = 5.0$ Hz, pyrimidinyl-H), 7.28 (t, 1H, $J = 8.0$ Hz, Ph-H), 7.41 (d, 1H, $J = 8.0$ Hz, Ph-H), 7.62 (d, 1H, $J = 8.0$ Hz, Ar-H), 7.76 (s, 1H, Ph-H), 8.25 (d, 1H, $J = 8.0$ Hz, Ar-H), 8.32 (t, 1H, $J = 6.0$ Hz, NH), 8.57 (d, 1H, $J = 5.0$ Hz, pyrimidinyl-H), 9.05 (s, 1H, Ar-H). MS (ESI⁺) m/z 430.96 (C₂₃H₂₂N₆OS requires 430.53).

15

N-(3-{4-[2-(3-Chloro-5-trifluoromethyl-pyridin-2-yl)-4-methyl-thiazol-5-yl]-pyrimidin-2-ylamino}-benzyl)-acetamide (**109**). By reaction between 1-[2-(3-chloro-5-trifluoromethyl-pyridin-2-yl)-4-methyl-thiazol-5-yl]-3-dimethylamino-propenone and *N*-(3-guanidino-benzyl)-acetamide. Yellow solid. Mp 217-218 °C. Anal. RP-HPLC: $t_R = 19.8$ min (10 – 70 % MeCN; purity 100 %). ¹H-NMR (DMSO-d₆) δ : 1.86 (s, 3H, CH₃), 2.80 (s, 3H, CH₃), 4.25 (d, 2H, $J = 6.0$ Hz, CH₂), 6.89 (d, 2H, $J = 7.5$ Hz, Ph-H), 7.25 (m, 2H, pyrimidinyl-H and Ph-H), 7.69 (m, 2H, Ph-H and Ar-H), 8.30 (t, 1H, NH), 8.61 (d, 1H, $J = 5.0$ Hz, pyrimidinyl-H), 8.65 (s, 1H, Ar-H), 9.07 (s, 1H, NH). MS (ESI⁺) m/z 540.88 [M+Na] (C₂₃H₁₈ClF₃N₆OS requires 518.94).

20

N-(2-Methoxy-ethyl)-4-[4-(4-methyl-2-pyridin-3-yl-thiazol-5-yl)-pyrimidin-2-ylamino]-benzenesulfonamide (**110**). By reaction between 3-dimethylamino-1-(4-methyl-2-pyridin-3-yl-thiazol-5-yl)-propenone and 4-guanidino-*N*-(2-methoxy-ethyl)-benzenesulfonamide. Yellow solid. Mp 252-254 °C. Anal. RP-HPLC: $t_R = 16.5$ min (0 – 60 % MeCN; purity 100

30

90

5 %). $^1\text{H-NMR}$ (DMSO-d_6) δ : 2.79 (s, 3H, CH_3), 2.90 (q, 2H, $J = 6.0, 11.5$ Hz, CH_3), 3.17 (s, 3H, CH_3), 3.30 (m, 2H, CH_2), 7.32 (d, 1H, $J = 5.5$ Hz, pyrimidinyl-H), 7.51 (t, 1H, $J = 6.0$ Hz, NH), 7.59 (s, 1H, Ar-H), 7.78 (d, 2H, $J = 9.0$ Hz, Ph-H), 8.01 (d, 2H, $J = 9.0$ Hz, Ph-H), 8.38 (d, 1H, $J = 8.0$ Hz, Ar-H), 8.67 (d, 1H, $J = 5.0$ Hz, pyrimidinyl-H), 8.72 (d, 1H, $J = 5.0$ Hz, Ar-H), 8.21 (s, 1H, Ar-H). MS (ESI^+) m/z 482.82 ($\text{C}_{22}\text{H}_{22}\text{N}_6\text{O}_3\text{S}_2$ requires 482.58).

10 *[4-(2-Ethylamino-4-methyl-thiazol-5-yl)-pyrimidin-2-yl]-(4-methoxy-2-methyl-phenyl)-amine (111)*. By reaction between 3-dimethylamino-1-(2-ethylamino-4-methyl-thiazol-5-yl)-propenone and N-(4-methoxy-2-methyl-phenyl)-guanidine. Yellow solid. $^1\text{H-NMR}$ (CD_3OD) δ : 1.24 (t, 3H, $J = 7.5$ Hz, CH_3), 2.23 (s, 3H, CH_3), 2.42 (s, 3H, CH_3), 3.31 (m, 2H, CH_2), 3.75 (s, 3H, CH_3), 6.74 (m, 3H, Ph-H and pyrimidinyl-H), 6.80 (s, 1H, Ph-H), 7.33 (d, 2H, $J = 9.0$ Hz, Ph-H), 8.10 (d, 1H, $J = 6.0$ Hz, pyrimidinyl-H). MS (ESI^+) m/z 355.98 ($\text{C}_{18}\text{H}_{21}\text{N}_5\text{OS}$ requires 355.46).

15

15 *[4-(2,4-Dimethyl-thiazol-5-yl)-pyrimidin-2-yl]-(4-methoxy-2-methyl-phenyl)-amine (112)*. By reaction between 3-dimethylamino-1-(2,4-dimethyl-thiazol-5-yl)-propenone and N-(4-methoxy-2-methyl-phenyl)-guanidine. Yellow solid. Anal. RP-HPLC: $t_R = 13.7$ min (10 – 70 % MeCN; purity 100 %). $^1\text{H-NMR}$ (CD_3OD) δ : 2.21 (s, 3H, CH_3), 2.54 (s, 3H, CH_3), 2.61 (s, 3H, CH_3), 3.77 (s, 3H, CH_3), 6.74 (d, 2H, $J = 9.0$ Hz, Ph-H), 6.80 (s, 1H, Ph-H), 6.85 (d, 1H, $J = 5.5$ Hz, pyrimidinyl-H), 7.30 (d, 2H, $J = 9.0$ Hz, Ph-H), 8.24 (d, 1H, $J = 5.5$ Hz, pyrimidinyl-H). MS (ESI^+) m/z 323.02 ($\text{C}_{17}\text{H}_{18}\text{N}_4\text{OS}$ requires 326.42).

20

25 *[4-(2,4-Dimethyl-thiazol-5-yl)-pyrimidin-2-yl]-(5-methoxy-2-methyl-phenyl)-amine (113)*. By reaction between 3-dimethylamino-1-(2,4-dimethyl-thiazol-5-yl)-propenone and N-(5-methoxy-2-methyl-phenyl)-guanidine. Yellow solid. Anal. RP-HPLC: $t_R = 15.6$ min (10 – 70 % MeCN; purity 100 %). $^1\text{H-NMR}$ (CD_3OD) δ : 2.18 (s, 3H, CH_3), 2.53 (s, 3H, CH_3), 2.58 (s, 3H, CH_3), 3.75 (s, 3H, CH_3), 6.59 (d, 2H, $J = 9.0$ Hz, Ph-H), 6.86 (d, 1H, $J = 5.5$ Hz, pyrimidinyl-H), 7.06 (d, 2H, $J = 9.0$ Hz, Ph-H), 7.37 (d, 1H, $J = 2.5$ Hz, Ph-H), 8.26 (d, 1H, $J = 5.5$ Hz, pyrimidinyl-H). MS (ESI^+) m/z 326.92 ($\text{C}_{17}\text{H}_{18}\text{N}_4\text{OS}$ requires 326.42).

30

- [4-(4-Benzyl-piperazin-1-yl)-phenyl]-[4-(2,4-dimethyl-thiazol-5-yl)-pyrimidin-2-yl]-amine* (114). By reaction between 3-dimethylamino-1-(2,4-dimethyl-thiazol-5-yl)-propenone and N-[4-(4-benzyl-piperazin-1-yl)-phenyl]-guanidine. Yellow solid. Anal. RP-HPLC: t_R = 12.3 min (10 – 70 % MeCN; purity 100 %). $^1\text{H-NMR}$ (DMSO- d_6) δ : 2.61 (s, 3H, CH_3), 2.64 (s, 3H, CH_3), 2.52 (m, 4H, CH_2), 3.07 (m, 4H, CH_2), 3.52 (s, 2H, CH_2), 6.88 (d, 2H, J = 7.0 Hz, Ph-H), 6.99 (d, 1H, J = 5.5 Hz, pyrimidinyl-H), 7.27 (m, 1H, NH), 7.34 (m, 5H, Ph-H), 7.58 (d, 2H, J = 9.0 Hz, Ph-H), 8.44 (d, 1H, J = 5.0 Hz, pyrimidinyl-H), 9.38 (s, 1H, NH). MS (ESI^+) m/z 456.96 ($\text{C}_{26}\text{H}_{28}\text{N}_6\text{S}$ requires 456.61).
- [4-(2-Ethylamino-4-methyl-thiazol-5-yl)-pyrimidin-2-yl]-(5-methoxy-2-methyl-phenyl)-amine* (115). By reaction between 3-dimethylamino-1-(2-ethylamino-4-methyl-thiazol-5-yl)-propenone and N-[4-(4-benzyl-piperazin-1-yl)-phenyl]-guanidine. Yellow solid. Anal. RP-HPLC: t_R = 13.2 min (10 – 70 % MeCN; purity 98 %). $^1\text{H-NMR}$ (DMSO- D_6) δ : 1.15 (t, 3H, J = 7.0 Hz, CH_3), 2.16 (s, 3H, CH_3), 2.41 (s, 3H, CH_3), 3.23 (m, 2H, CH_2), 3.73 (s, 3H, CH_3), 6.59 (d, 2H, J = 9.0 Hz, Ph-H), 6.82 (d, 1H, J = 5.5 Hz, pyrimidinyl-H), 7.07 (d, 2H, J = 9.0 Hz, Ph-H), 7.25 (d, 1H, J = 2.5 Hz, Ph-H), 8.05 (m, 1H, NH), 8.25 (d, 1H, J = 5.5 Hz, pyrimidinyl-H), 8.41 (s, 1H, NH). MS (ESI^+) m/z 355.98 ($\text{C}_{18}\text{H}_{21}\text{N}_5\text{OS}$ requires 355.46).
- (3-Aminomethyl-phenyl)-[4-(4-methyl-2-pyridin-3-yl-thiazol-5-yl)-pyrimidin-2-yl]-amine* (116). By hydrolysis of N-{3-[4-(4-methyl-2-pyridin-3-yl-thiazol-5-yl)-pyrimidin-2-ylamino]-benzyl}-acetamide. Yellow solid. Mp 211-213 °C. Anal. RP-HPLC: t_R = 8.1 min (10 – 70 % MeCN; purity 100 %). $^1\text{H-NMR}$ (DMSO- d_6) δ : 2.79 (s, 3H, CH_3), 4.02 (q, 2H, J = 6.0, 11.5 Hz, CH_2), 7.16 (d, 1H, J = 7.5 Hz, Ph-H), 7.26 (d, 1H, J = 5.0 Hz, pyrimidinyl-H), 7.40 (t, 1H, J = 8.0 Hz, Ph-H), 7.73 (d, 1H, J = 8.0 Hz, Ph-H), 7.79 (m, 1H, Ar-H), 7.93 (s, 1H, Ph-H), 8.45 (br. s, 2H, NH_2), 8.59 (d, 1H, J = 8.0 Hz, Ar-H), 8.62 (d, 1H, J = 5.0 Hz, pyrimidinyl-H), 8.81 (t, 1H, J = 6.0 Hz, Ar-H), 9.05 (s, 1H, Ar-H). MS (ESI^+) m/z 375.05 ($\text{C}_{20}\text{H}_{18}\text{N}_6\text{S}$ requires 374.46).

- [4-(2-Benzylamino-4-methyl-thiazol-5-yl)-pyrimidin-2-yl]-(4-morpholin-4-yl-phenyl)-amine (117)*. By reaction between 1-(2-benzylamino-4-methyl-thiazol-5-yl)-3-dimethylamino-propenone and N-(4-morpholin-4-yl-phenyl)-guanidine. Yellow solid. Mp 180-183 °C. Anal. RP-HPLC: t_R = 17.1 min (0 – 60 % MeCN; purity 100 %). $^1\text{H-NMR}$ (DMSO- d_6) δ : 2.51 (s, 3H, CH₃), 3.09 (m, 4H, CH₂), 3.75 (m, 2H, CH₂), 4.77 (s, 2H, CH₂), 6.90 (d, 1H, J = 6.0 Hz, pyrimidinyl-H), 6.97 (d, 2H, J = 8.5 Hz, Ph-H), 7.30 (m, 3H, Ph-H), 7.37 (m, 2H, Ph-H and NH), 8.26 (d, 1H, J = 5.5 Hz, pyrimidinyl-H). MS (ESI⁺) m/z 458.96 (C₂₅H₂₆N₆OS requires 458.58).
- 10 *N-{3-[4-(2-Benzylamino-4-methyl-thiazol-5-yl)-pyrimidin-2-ylamino]-benzyl}-acetamide (118)*. By reaction between 1-(2-benzylamino-4-methyl-thiazol-5-yl)-3-dimethylamino-propenone and N-(3-guanidino-benzyl)-acetamide. Yellow solid. Mp 181-183 °C. Anal. RP-HPLC: t_R = 12.6 min (10 – 70 % MeCN; purity 100 %). $^1\text{H-NMR}$ (DMSO- d_6) δ : 2.37 (s, 3H, CH₃), 3.02 (s, 3H, CH₃), 4.00 (s, 2H, CH₂), 4.57 (d, 2H, J = 6.0 Hz, CH₂), 7.28 (d, 1H, J = 7.5 Hz, Ph-H), 7.44 (d, 1H, J = 5.5 Hz, pyrimidinyl-H), 7.63 (t, 1H, J = 7.5 Hz, Ph-H), 7.85 (m, 2H, Ph-H), 7.96 (d, 1H, J = 9.5 Hz, Ph-H), 7.99 (m, 3H, Ph-H and NH), 8.18 (s, 1H, Ph-H), 8.73 (t, 1H, J = 6.0 Hz, NH), 8.83 (d, 1H, J = 5.5 Hz, pyrimidinyl-H). MS (ESI⁺) m/z 444.94 (C₂₄H₂₄N₆OS requires 444.55).
- 20 *1-(4-{4-[4-(4-Methyl-2-pyridin-3-yl-thiazol-5-yl)-pyrimidin-2-ylamino]-phenyl}-piperazin-1-yl)-ethanone (119)*. By reaction between 3-dimethylamino-1-(4-methyl-2-pyridin-3-yl-thiazol-5-yl)-propenone and N-[4-(4-acetyl-piperazin-1-yl)-phenyl]-guanidine. Yellow solid. Mp 123-125 °C. Anal. RP-HPLC: t_R = 9.3 min (0 – 60 % MeCN; purity 100 %). $^1\text{H-NMR}$ (DMSO- d_6) δ : 2.04 (s, 3H, CH₃), 2.76 (s, 3H, CH₃), 3.03 (t, 2H, J = 5.0 Hz, CH₂), 3.09 (t, 2H, J = 5.0 Hz, CH₂), 3.58 (q, 4H, J = 5.5, 10.0 Hz, CH₂), 6.98 (d, 2H, J = 9.0 Hz, Ph-H), 7.13 (d, 1H, J = 5.0 Hz, pyrimidinyl-H), 7.58 (m, 1H, Ar-H), 7.65 (d, 2H, J = 9.0 Hz, Ph-H), 8.35 (d, 1H, J = 8.0 Hz, Ar-H), 8.53 (d, 1H, J = 5.0 Hz, pyrimidinyl-H), 8.71 (d, 1H, J = 5.0 Hz, Ar-H), 9.18 (s, 1H, Ar-H). MS (ESI⁺) m/z 493.99 [M+Na] (C₂₅H₂₅N₇OS requires 471.58).

93

{4-[2-(Ethyl-methyl-amino)-4-methyl-thiazol-5-yl]-pyrimidin-2-yl}-(4-morpholin-4-yl-phenyl)-amine (120). By reaction between 3-dimethylamino-1-[2-(ethyl-methyl-amino)-4-methyl-thiazol-5-yl]-propenone and N-(4-morpholin-4-yl-phenyl)-guanidine. Yellow solid. Anal. RP-HPLC: t_R = 10.5 min (10 – 70 % MeCN; purity 100 %). $^1\text{H-NMR}$ (DMSO- d_6) δ :
 5 1.26 (t, 3H, J = 6.5 Hz, CH_3), 2.57 (s, 3H, CH_3), 3.13 (m, 7H, CH_2 and CH_3), 3.58 (m, 2H, CH_2), 3.88 (m, 4H, CH_2), 6.77 (d, 1H, J = 6.0 Hz, pyrimidinyl-H), 6.92 (d, 2H, J = 9.0 Hz, Ph-H), 7.52 (d, 2H, J = 9.0 Hz, Ph-H), 8.18 (d, 1H, J = 6.0 Hz, pyrimidinyl-H). MS (ESI^+) m/z 409.25 ($\text{C}_{21}\text{H}_{26}\text{N}_6\text{OS}$ requires 410.54).

10 *[4-(2,6-Dimethyl-morpholin-4-yl)-phenyl]-[4-(2,4-dimethyl-thiazol-5-yl)-pyrimidin-2-yl]-amine (121)*. By reaction between 3-dimethylamino-1-(2,4-dimethyl-thiazol-5-yl)-propenone and N-[4-(2,6-dimethyl-morpholin-4-yl)-phenyl]-guanidine. Yellow solid. Anal. RP-HPLC: t_R = 12.7 min (10 – 70 % MeCN; purity 100 %). $^1\text{H-NMR}$ (DMSO- d_6) δ :
 15 2.21 (m, 2H, CH_2), 2.63 (s, 3H, CH_3), 2.65 (s, 3H, CH_3), 3.51 (d, 2H, J = 1.0 Hz, CH), 3.70 (m, 2H, CH_2), 6.90 (d, 2H, J = 9.5 Hz, Ph-H), 7.00 (d, 1H, J = 5.5 Hz, pyrimidinyl-H), 7.60 (d, 2H, J = 9.5 Hz, Ph-H), 8.44 (d, 1H, J = 5.5 Hz, pyrimidinyl-H), 9.40 9s, 1H, NH).

1-[4-(4-{4-[2-(Benzyl-methyl-amino)-4-methyl-thiazol-5-yl]-pyrimidin-2-ylamino}-phenyl)-piperazin-1-yl]-ethanone (122). By reaction between 1-[2-(benzyl-methyl-amino)-4-methyl-thiazol-5-yl]-3-dimethylamino-propenone and N-[4-(4-acetyl-piperazin-1-yl)-phenyl]-guanidine. Yellow solid. Anal. RP-HPLC: t_R = 16.9 min (0 – 60 % MeCN; purity 100 %). $^1\text{H-NMR}$ (DMSO- d_6) δ : 2.04 (s, 3H, CH_3), 2.51 (s, 3H, CH_3), 3.06 (m, 2H, CH_2), 3.13 (m, 5H, CH_3 and CH_2), 4.60 (m, 4H, CH_2), 4.77 (s, 2H, CH_2), 6.91 (d, 1H, J = 6.0 Hz, pyrimidinyl-H), 6.98 (d, 2H, J = 8.5 Hz, Ph-H), 7.30 (m, 3H, Ph-H), 7.37 (m, 2H, Ph-H),
 25 7.59 (d, 2H, J = 9.0 Hz, Ph-H), 8.26 (d, 1H, J = 5.5 Hz, pyrimidinyl-H). MS (ESI^+) m/z 514.05 ($\text{C}_{28}\text{H}_{31}\text{N}_7\text{OS}$ requires 513.66).

(4-{2-[(3,5-Dichloro-phenyl)-methyl-amino]-4-methyl-thiazol-5-yl}-pyrimidin-2-yl)-(4-morpholin-4-yl-phenyl)-amine (123). By reaction between 1-{2-[(3,5-dichloro-phenyl)-methyl-amino]-4-methyl-thiazol-5-yl}-3-dimethylamino-propenone and N-(4-morpholin-
 30

94

4-yl-phenyl)-guanidine. Yellow solid. Mp 216-218 °C. Anal. RP-HPLC: t_R = 18.8 min (20 – 70 % MeCN; purity 100 %). $^1\text{H-NMR}$ (DMSO- d_6) δ : 2.52 (s, 3H, CH₃), 3.02 (t, 4H, J = 5.0 Hz, CH₂), 3.51 (s, 3H, CH₃), 3.74 (t, 4H, J = 5.0 Hz, CH₂), 6.84 (d, 2H, J = 9.0 Hz, Ph-H), 6.91 (d, 1H, J = 5.0 Hz, pyrimidinyl-H), 7.57 (m, 3H, Ph-H), 7.72 (s, 2H, Ph-H), 8.34
5 (d, 1H, J = 5.0 Hz, pyrimidinyl-H), 9.26 (s, 1H, NH). MS (ESI⁺) m/z 528.85 (C₂₅H₂₄Cl₂N₆OS requires 527.47).

(4-{2-[(4-Chloro-phenyl)-methyl-amino]-4-methyl-thiazol-5-yl}-pyrimidin-2-yl)-(4-morpholin-4-yl-phenyl)-amine (124). By reaction between 1-{2-[(4-chloro-phenyl)-methyl-
10 amino]-4-methyl-thiazol-5-yl}-3-dimethylamino-propenone and N-(4-morpholin-4-yl-phenyl)-guanidine. Yellow solid. Mp 245-246 °C. Anal. RP-HPLC: t_R = 16.8 min (20 – 70 % MeCN; purity 100 %). $^1\text{H-NMR}$ (DMSO- d_6) δ : 2.51 (s, 3H, CH₃), 3.02 (t, 4H, J = 5.0 Hz, CH₂), 3.48 (s, 3H, CH₃), 3.75 (t, 4H, J = 5.0 Hz, CH₂), 6.79 (d, 2H, J = 9.0 Hz, Ph-H), 6.82 (d, 1H, J = 5.5 Hz, pyrimidinyl-H), 7.53 (d, 2H, J = 9.0 Hz, Ph-H), 7.58 (s, 4H, Ph-
15 H), 8.30 (d, 1H, J = 5.0 Hz, pyrimidinyl-H), 9.20 (s, 1H, NH). MS (ESI⁺) m/z 492.83 (C₂₅H₂₅ClN₆OS requires 493.02).

N-[3-(4-{2-[(3,5-Dichloro-phenyl)-methyl-amino]-4-methyl-thiazol-5-yl}-pyrimidin-2-ylamino)-benzyl]-acetamide (125). By reaction between 1-{2-[(3,5-dichloro-phenyl)-
20 methyl-amino]-4-methyl-thiazol-5-yl}-3-dimethylamino-propenone and N-(3-guanidino-benzyl)-acetamide. Yellow solid. Mp 213-214 °C. Anal. RP-HPLC: t_R = 17.8 min (20 – 70 % MeCN; purity 100 %). $^1\text{H-NMR}$ (DMSO- d_6) δ : 2.36 (s, 3H, CH₃), 4.00 (s, 3H, CH₃), 4.64 (d, 2H, J = 6.0 Hz, CH₂), 7.31 (d, 1H, J = 7.5 Hz, Ph-H), 7.48 (d, 1H, J = 5.5 Hz, pyrimidinyl-H), 7.68 (t, 1H, J = 8.0 Hz, Ph-H), 8.02 (s, 1H, Ph-H), 8.06 (d, 1H, J = 8.0 Hz,
25 Ph-H), 8.17 (s, 1H, Ph-H), 8.21 (s, 1H, Ph-H), 8.76 (t, 1H, J = 6.0 Hz, NH), 8.89 (d, 1H, J = 5.0 Hz, pyrimidinyl-H). MS (ESI⁺) m/z 514.94 (C₂₄H₂₂Cl₂N₆OS requires 513.44).

(3,5-Dichloro-4-morpholin-4-yl-phenyl)-[4-(4-methyl-2-pyridin-3-yl-thiazol-5-yl)-pyrimidin-2-yl]-amine (126). By reaction between 3-dimethylamino-1-(4-methyl-2-
30 pyridin-3-yl-thiazol-5-yl)-propenone and N-(3,5-dichloro-4-morpholin-4-yl-phenyl)-

95

guanidine. Yellow solid. Mp 276-278 °C. Anal. RP-HPLC: t_R = 24.5 min (20 – 70 % MeCN; purity 100 %). $^1\text{H-NMR}$ (DMSO- d_6) δ : 2.77 (s, 3H, CH_3), 3.11 (t, 4H, J = 4.5 Hz, CH_2), 3.7 (t, 4H, J = 4.5 Hz, CH_2), 7.27 (d, 1H, J = 5.0 Hz, pyrimidinyl-H), 7.59 (dd, 1H, J = 5.0, 8.0 Hz, Ar-H), 7.95 (s, 2H, Ph-H), 8.28 (d, 1H, J = 8.0 Hz, Ar-H), 8.63 (d, 1H, J = 5.0 Hz, pyrimidinyl-H), 8.71 (d, 1H, J = 5.0 Hz, Ar-H), and 9.12 (s, 1H, Ar-H). MS (ESI^+) m/z 500.83 ($\text{C}_{23}\text{H}_{20}\text{Cl}_2\text{N}_6\text{OS}$ requires 499.42).

(3-Chloro-4-morpholin-4-yl-phenyl)-[4-(4-methyl-2-pyridin-3-yl-thiazol-5-yl)-pyrimidin-2-yl]-amine (127). By reaction between 3-dimethylamino-1-(4-methyl-2-pyridin-3-yl-thiazol-5-yl)-propenone and N-(3-chloro-4-morpholin-4-yl-phenyl)-guanidine. Yellow solid. Mp 230-231 °C. Anal. RP-HPLC: t_R = 18.7 min (20 – 70 % MeCN; purity 100 %). $^1\text{H-NMR}$ (DMSO- d_6) δ : 2.77 (s, 3H, CH_3), 2.94 (t, 4H, J = 4.5 Hz, CH_2), 3.74 (t, 4H, J = 4.5 Hz, CH_2), 7.18 (d, 2H, J = 9.0 Hz, Ph-H), 7.21 (d, 1H, J = 5.5 Hz, pyrimidinyl-H), 7.59 (dd, 1H, J = 5.0, 8.0 Hz, Ar-H), 7.64 (d, 1H, J = 8.5 Hz, Ph-H), 8.08 (s, 1H, Ph-H), 8.32 (d, 1H, J = 5.0 Hz, pyrimidinyl-H), 8.59 (s, 1H, Ar-H), 8.71 (d, 1H, J = 5.0 Hz, Ar-H), 9.16 (s, 1H, Ar-H). MS (ESI^+) m/z 465.00 ($\text{C}_{23}\text{H}_{21}\text{ClN}_6\text{OS}$ requires 464.97).

(3-Chloro-4-morpholin-4-yl-phenyl)-(4-{2-[(3,5-dichloro-phenyl)-methyl-amino]-4-methyl-thiazol-5-yl}-pyrimidin-2-yl)-amine (128). By reaction between 1-{2-[(3,5-dichloro-phenyl)-methyl-amino]-4-methyl-thiazol-5-yl}-3-dimethylamino-propenone and N-(3-chloro-4-morpholin-4-yl-phenyl)-guanidine. Yellow solid. Mp 224-225 °C. Anal. RP-HPLC: t_R = 22.7 min (20 – 70 % MeCN; purity 100 %). $^1\text{H-NMR}$ (DMSO- d_6) δ : 2.95 (s, 3H, CH_3), 3.31 (t, 4H, J = 4.5 Hz, CH_2), 3.92 (s, 3H, CH_3), 4.15 (t, 4H, J = 4.5 Hz, CH_2), 7.42 (d, 1H, J = 5.5 Hz, pyrimidinyl-H), 7.48 (d, 2H, J = 9.0 Hz, Ph-H), 7.9 (d, 1H, J = 9.0 Hz, Ph-H), 7.98 (t, 1H, J = 2.0 Hz, Ph-H), 8.13 (d, 2H, J = 2.0 Hz, Ph-H), 8.46 (d, 1H, J = 3.0 Hz, Ph-H), and 8.81 (d, 1H, J = 5.5 Hz, pyrimidinyl-H). MS (ESI^+) m/z 562.68 ($\text{C}_{25}\text{H}_{23}\text{Cl}_3\text{N}_6\text{OS}$ requires 561.91).

[4-(4-Methyl-2-thiophen-2-yl-thiazol-5-yl)-pyrimidin-2-yl]-(4-morpholin-4-yl-phenyl)-amine (129). By reaction between 3-dimethylamino-1-(4-methyl-2-thiophen-2-yl-thiazol-

96

5-yl)-propenone and N-(4-morpholin-4-yl-phenyl)-guanidine. Yellow solid. Mp 247-249 °C. Anal. RP-HPLC: t_R = 16.7 min (20 – 70 % MeCN; purity 100 %). $^1\text{H-NMR}$ (DMSO-d_6) δ : 2.68 (s, 3H, CH_3), 3.05 (t, 4H, J = 4.5 Hz, CH_2), 3.74 (t, 4H, J = 4.5 Hz, CH_2), 6.94 (d, 2H, J = 9.0 Hz, Ph-H), 7.08 (d, 1H, J = 5.5 Hz, pyrimidinyl-H), 7.21 (t, 1H, J = 4.0 Hz, Ar-H), 7.63 (d, 2H, J = 9.0 Hz, Ph-H), 7.76 (d, 1H, J = 4.0 Hz, Ar-H), 7.79 (d, 1H, J = 5.0 Hz, Ar-H), and 8.49 (d, 1H, J = 5.0 Hz, Ph-H). MS (ESI^+) m/z 435.86 ($\text{C}_{22}\text{H}_{21}\text{N}_5\text{OS}_2$ requires 435.57).

10 *N*-{3-[4-(4-Methyl-2-thiophen-2-yl-thiazol-5-yl)-pyrimidin-2-ylamino]-benzyl}-acetamide (130). By reaction between 3-dimethylamino-1-(4-methyl-2-thiophen-2-yl-thiazol-5-yl)-propenone and N-(3-guanidino-benzyl)-acetamide. Yellow solid. Mp 223-225 °C. Anal. RP-HPLC: t_R = 17.5 min (20 – 70 % MeCN; purity 97 %). $^1\text{H-NMR}$ (DMSO-d_6) δ : 2.15 (s, 3H, CH_3), 2.99 (s, 3H, CH_3), 4.56 (d, 2H, J = 6.0 Hz, CH_2), 7.18 (d, 1H, J = 7.5 Hz, Ph-H), 7.45 (d, 1H, J = 5.5 Hz, pyrimidinyl-H), 7.5 (t, 1H, J = 3.5 Hz, Ar-H), 7.56 (t, 1H, J = 8.0 Hz, Ph-H), 7.9 (d, 1H, J = 8.0 Hz, Ph-H), 8.04 (s, 1H, Ph-H), 8.07 – 8.1 (m, 2H, Ar-H), 8.61 (t, 1H, J = 6.0 Hz, NH), 8.84 (d, 1H, J = 5.0 Hz, pyrimidinyl-H). MS (ESI^+) m/z 421.90 ($\text{C}_{21}\text{H}_{19}\text{N}_5\text{OS}_2$ requires 421.54).

20 1-(4-{4-[4-(4-Methyl-2-thiophen-2-yl-thiazol-5-yl)-pyrimidin-2-ylamino]-phenyl}-piperazin-1-yl)-ethanone (131). By reaction between 3-dimethylamino-1-(4-methyl-2-thiophen-2-yl-thiazol-5-yl)-propenone and N-[4-(4-acetyl-piperazin-1-yl)-phenyl]-guanidine. Yellow solid. Mp 134-136 °C. Anal. RP-HPLC: t_R = 14.9 min (20 – 70 % MeCN; purity 97 %). $^1\text{H-NMR}$ (DMSO-d_6) δ : 2.04 (s, 3H, CH_3), 2.68 (s, 3H, CH_3), 3.02 (t, 4H, J = 5.0 Hz, CH_2), 3.09 (t, 4H, J = 5.0 Hz, CH_2), 6.97 (d, 2H, J = 9.0 Hz, Ph-H), 7.09 (d, 1H, J = 5.5 Hz, pyrimidinyl-H), 7.21 (t, 1H, J = 4.5 Hz, Ar-H), 7.64 (d, 2H, J = 9.0 Hz, Ph-H), 7.76 (d, 1H, J = 4.0 Hz, Ar-H), 7.79 (d, 1H, J = 5.0 Hz, Ar-H), 8.49 (d, 1H, J = 5.0 Hz, pyrimidinyl-H). MS (ESI^+) m/z 476.9 ($\text{C}_{24}\text{H}_{24}\text{N}_6\text{OS}_2$ requires 476.62).

30 {5-[2-(4-Dimethylamino-phenylamino)-pyrimidin-4-yl]-4-methyl-thiazol-2-yl}-methanol (132). Into a solution of hydroxyl-acetonitrile (0.30 mol), pyridine (0.37 mol) and Et_3N

- (0.14 mol) H₂S was bubbled at such a rate that the reaction temperature reached 63 °C over 20 min. The addition of H₂S was continued for 1.5 h. After stirring at room temperature for a further 1.5 h, the mixture was evaporated to dryness. The residue of 2-hydroxythioacetamide was treated with 3-chloro-pentane-2,4-dione (0.30 mol) in EtOH (0.5 mL) and H₂SO₄ (5.0 mL) was added drop-wise. The reaction mixture was heated under reflux for 1 h. After cooling, the mixture was concentrated and the residue was treated with H₂O (400 mL). After neutralisation with solid Na₂CO₃, the mixture was extracted with EtOAc (3 × 350 mL). The combined organic fractions were washed with brine, dried, filtered, and evaporated to afford 1-(2-hydroxymethyl-4-methyl-thiazol-5-yl)-ethanone (29.5 g, 57 %) as an orange solid. ¹H-NMR (CDCl₃) δ: 2.53 (s, 3H, CH₃), 2.70 (s, 3H, CH₃), 3.31 (br. s, 1H, OH), 4.92 (s, 2H, CH₂). MS (ESI+) m/z 172.61 (C₇H₉NO₂S requires 171.22). From this material 3-dimethylamino-1-(2-hydroxymethyl-4-methyl-thiazol-5-yl)-propenone was prepared in the usual manner. ¹H-NMR (CDCl₃) δ: 2.71 (s, 3H, CH₃), 2.77 (br. s, 1H, OH), 2.90 (s, 3H, CH₃), 3.15 (s, 6H, CH₃), 4.90 (s, 2H, CH₂), 5.41 (d, 1H, *J* = 12.2 Hz, CH), 7.74 (d, 1H, *J* = 12.2 Hz, CH). MS (ESI+) m/z 227.14 (C₁₀H₁₄N₂O₂S requires 226.30). The title compound was prepared by the condensation of 3-dimethylamino-1-(2-hydroxymethyl-4-methyl-thiazol-5-yl)-propenone with N-(4-dimethylamino-phenyl)-guanidine under the usual conditions. The title compound was obtained as a yellow solid. Anal. RP-HPLC: *t*_R = 10.9 min (0 – 60 % MeCN; purity 100 %). ¹H-NMR (DMSO-d₆) δ: 2.05 (s, 3H, CH₃), 2.71 (s, 6H, CH₃), 2.90 (s, 3H, CH₃), 4.94 (s, 2H, CH₂), 6.79 (m, 2H, Ph-H), 6.88 (d, 1H, *J* = 5.0 Hz, pyrimidinyl-H), 6.94 (br. s, 1H, OH), 7.46 (d, 2H, *J* = 8.3 Hz, Ph-H), 8.38 (d, 1H, *J* = 5.5 Hz, pyrimidinyl-H). MS (ESI+) m/z 341.43 (C₁₇H₁₉N₅OS requires 341.43).
- (3,5-Dichloro-4-morpholin-4-yl-phenyl)-[4-(2-ethylamino-4-methyl-thiazol-5-yl)-pyrimidin-2-yl]-amine (133). By reaction between 3-dimethylamino-1-(2-ethylamino-4-methyl-thiazol-5-yl)-propenone and N-(3,5-dichloro-4-morpholin-4-yl-phenyl)-guanidine. Yellow solid. Mp > 300 °C. Anal. RP-HPLC: *t*_R = 17.1 min (10 – 70 % MeCN; purity 100 %). ¹H-NMR (DMSO-d₆) δ: 1.45 (t, 3H, *J* = 7.0 Hz, CH₃), 2.74 (s, 3H, CH₃), 3.36 (t, 4H, *J* = 4.5 Hz, CH₂), 3.52 (m, 2H, CH₂), 3.96 (t, 4H, *J* = 4.5 Hz, CH₂), 7.23 (d, 1H, *J* = 5.5 Hz,

98

pyrimidinyl-H), 8.2 (s, 2H, Ph-H), 8.47 (t, 1H, $J = 5.0$ Hz, NH), 8.63 (d, 1H, $J = 5.5$ Hz, pyrimidinyl-H). MS (ESI⁺) m/z 466.86 (C₂₀H₂₂Cl₂N₆OS requires 465.40).

(3-Chloro-4-morpholin-4-yl-phenyl)-[4-(2-ethylamino-4-methyl-thiazol-5-yl)-pyrimidin-2-yl]-amine (134). By reaction between 3-dimethylamino-1-(2-ethylamino-4-methyl-thiazol-5-yl)-propenone and N-(3-chloro-4-morpholin-4-yl-phenyl)-guanidine. Yellow solid. Mp 273-274 °C. Anal. RP-HPLC: $t_R = 13.4$ min (10 – 70 % MeCN; purity 100 %). ¹H-NMR (DMSO-d₆) δ : 1.18 (t, 3H, $J = 7$ Hz, CH₃), 2.46 (s, 3H, CH₃), 2.91 (t, 2H, $J = 4.5$ Hz, CH₂), 3.26 (m, 2H, CH₂), 3.73 (t, 4H, $J = 4.5$ Hz, CH₂), 6.90 (d, 1H, $J = 5.5$ Hz, pyrimidinyl-H), 7.1 (d, 1H, $J = 9.0$ Hz, PhH), 7.58 (d, 1H, $J = 9.0$ Hz, Ph-H), 8.09 (s, 1H, Ph-H), 8.14 (d, 1H, $J = 5.5$ Hz, NH), 8.33 (d, 1H, $J = 5.5$ Hz, pyrimidinyl-H), 9.50 (s, 1H, NH). MS (ESI⁺) m/z 431.01 (C₂₀H₂₃ClN₆OS requires 430.01).

[4-(4,2'-Dimethyl-[2,4']bithiazolyl-5-yl)-pyrimidin-2-yl]-(4-morpholin-4-yl-phenyl)-amine (135). By reaction between 3-dimethylamino-1-(4,2'-dimethyl-[2,4']bithiazolyl-5-yl)-propenone and N-(4-morpholin-4-yl-phenyl)-guanidine. Yellow solid. Mp 262-263 °C. Anal. RP-HPLC: $t_R = 13.8$ min (10 – 70 % MeCN; purity 100 %). ¹H-NMR (DMSO-d₆) δ : 2.72 (s, 3H, CH₃), 2.75 (s, 3H, CH₃), 3.06 (t, 4H, $J = 4.5$ Hz, CH₂), 3.74 (t, 4H, $J = 4.5$ Hz, CH₂), 6.92 (d, 2H, $J = 9.0$ Hz, Ph-H), 7.09 (d, 1H, $J = 5.0$ Hz, pyrimidinyl-H), 7.62 (d, 2H, $J = 9.0$ Hz, Ph-H), 8.17 (s, 1H, Ar-H), 8.49 (d, 1H, $J = 5.0$ Hz, pyrimidinyl-H), 9.44 (s, 1H, NH). MS (ESI⁺) m/z 450.96 (C₂₂H₂₂N₆OS₂ requires 450.58).

(3-Chloro-4-morpholin-4-yl-phenyl)-[4-(4,2'-dimethyl-[2,4']bithiazolyl-5-yl)-pyrimidin-2-yl]-amine (136). By reaction between 3-dimethylamino-1-(4,2'-dimethyl-[2,4']bithiazolyl-5-yl)-propenone and N-(3-chloro-4-morpholin-4-yl-phenyl)-guanidine. Yellow solid. Mp 228-229 °C. Anal. RP-HPLC: $t_R = 22.7$ min (10 – 70 % MeCN; purity 98 %). ¹H-NMR (DMSO-d₆) δ : 2.98 (s, 3H, CH₃), 2.99 (s, 3H, CH₃), 3.18 (t, 4H, $J = 4.5$ Hz, CH₂), 3.99 (t, 4H, $J = 4.5$ Hz, CH₂), 7.39 (d, 1H, $J = 9.0$ Hz, Ph-H), 7.42 (d, 1H, $J = 5.0$ Hz, pyrimidinyl-H), 7.88 (d, 1H, $J = 9.0$ Hz, Ph-H), 8.30 (s, 1H, Ph-H), 8.42 (s, 1H, Ar-H), 8.80 (d, 1H, $J = 5.0$ Hz, pyrimidinyl-H). MS (ESI⁺) m/z 506.87 [M+Na] (C₂₂H₂₁ClN₆OS₂ requires 485.03).

(3,5-Dichloro-4-morpholin-4-yl-phenyl)-[4-(4,2'-dimethyl-[2,4']bithiazolyl-5-yl)-pyrimidin-2-yl]-amine (137). By reaction between 3-dimethylamino-1-(4,2'-dimethyl-[2,4']bithiazolyl-5-yl)-propenone and N-(3,5-dichloro-4-morpholin-4-yl-phenyl)-guanidine. Yellow solid. Mp. > 300 °C. ¹H-NMR (DMSO-d₆) δ: 2.75 (s, 3H, CH₃), 2.76 (s, 3H, CH₃), 3.12 (t, 4H, *J* = 4.5 Hz, CH₂), 3.71 (t, 4H, *J* = 4.5 Hz, CH₂), 7.27 (d, 1H, *J* = 5.0 Hz, pyrimidinyl-H), 7.96 (s, 1H, Ph-H), 8.2 (s, 1H, Ar-H), 8.62 (d, 1H, *J* = 5.0 Hz, pyrimidinyl-H). MS (ESI⁺) *m/z* 520.79 (C₂₂H₂₀Cl₂N₆OS₂ requires 519.47).

{4-[4-Methyl-2-(thiophene-2-sulfonylmethyl)-thiazol-5-yl]-pyrimidin-2-yl}-(4-morpholin-4-yl-phenyl)-amine (138). By reaction between 3-dimethylamino-1-[4-methyl-2-(thiophene-2-sulfonylmethyl)-thiazol-5-yl]-propenone and N-(4-morpholin-4-yl-phenyl)-guanidine. Yellow solid. Mp 187-189 °C. Anal. RP-HPLC: *t_R* = 15.5 min (10 – 70 % MeCN; purity 100 %). ¹H-NMR (DMSO-d₆) δ: 2.60 (s, 3H, CH₃), 3.05 (t, 4H, *J* = 4.5 Hz, CH₂), 3.75 (t, 4H, *J* = 4.5 Hz, CH₂), 5.3 (s, 2H, CH₂), 6.9 (d, 2H, *J* = 9.0 Hz, Ph-H), 7.05 (d, 1H, *J* = 5.0 Hz, pyrimidinyl-H), 7.28 (d, 1H, *J* = 4.5 Hz, Ar-H), 7.59 (d, 2H, *J* = 9.0 Hz, Ph-H), 7.76 (d, 1H, *J* = 4.0 Hz, Ar-H), 8.12 (d, 1H, *J* = 5.0 Hz, Ar-H), 8.49 (d, 1H, *J* = 5.0 Hz, pyrimidinyl-H), 9.48 (s, 1H, NH). MS (ESI⁺) *m/z* 520.79 (C₂₃H₂₃N₅O₃S₃ requires 513.66).

[4-(2,4-Dimethyl-thiazol-5-yl)-pyrimidin-2-yl]-(2-methyl-4-morpholin-4-yl-phenyl)-amine (139). By reaction between 3-dimethylamino-1-(2,4-dimethyl-thiazol-5-yl)-propenone and N-(2-methyl-4-morpholin-4-yl-phenyl)-guanidine. Yellow solid. Anal. RP-HPLC: *t_R* = 9.8 minutes (10 – 70 % MeCN; purity 100 %). ¹H-NMR (DMSO-d₆) δ: 2.24 (s, 3H, CH₃), 2.59 (s, 3H, CH₃), 2.65 (s, 3H, CH₃), 3.13 (m, 4H, CH₂), 3.85 (m, 4H, CH₂), 6.84 (m, 1H, Ph-H), 6.89 (d, 1H, Ph-H), 6.92 (d, 1H, *J* = 5.0 Hz, pyrimidinyl-H), 7.33 (d, 1H, *J* = 9.0 Hz, Ph-H), 8.28 (d, 1H, *J* = 5.0 Hz, pyrimidinyl-H). MS (ESI⁺) *m/z* 381.90 (C₂₀H₂₃N₅OS requires 381.50).

{4-[2-(2,4-Dimethyl-phenyl)-4-methyl-thiazol-5-yl]-pyrimidin-2-yl}-(4-morpholin-4-yl-phenyl)-amine (140). By reaction between 3-dimethylamino-1-[2-(2,4-dimethyl-phenyl)-4-

100

5 methyl-thiazol-5-yl]-propenone and N-(4-morpholin-4-yl-phenyl)-guanidine. Yellow solid. Mp 191-192 °C. Anal. RP-HPLC: t_R = 18.4 minutes (10 – 70 % MeCN; purity 100 %). ^1H -NMR (DMSO- d_6) δ : 2.17 (s, 3H, CH₃), 2.34 (s, 3H, CH₃), 2.99 (t, 4H, J = 4.5 Hz, CH₂), 3.37 (s, 3H, CH₃), 3.74 (t, 4H, J = 4.5 Hz, CH₂), 6.75(d, 2H, J = 9.0 Hz, Ph-H), 6.82 (d, 1H, J = 5.5 Hz, pyrimidinyl-H), 7.18 (d, 1H, J = 7.5 Hz, Ph-H), 7.19 – 7.26 (m, 2H, Ph-H), 7.5 (d, 2H, J = 9.0 Hz, Ph-H), 8.26 (d, 1H, J = 5.5 Hz, pyrimidinyl-H), 9.11 (s, 1H, NH). MS (ESI⁺) m/z 381.90 (C₂₆H₂₇N₅OS requires 457.59).

10 *(3-Chloro-4-morpholin-4-yl-phenyl)-[4-(2,4-dimethyl-thiazol-5-yl)-pyrimidin-2-yl]-amine (141)*. By reaction between 3-dimethylamino-1-(2,4-dimethyl-thiazol-5-yl)-propenone and N-(3-chloro-4-morpholin-4-yl-phenyl)-guanidine. Yellow solid. Anal. RP-HPLC: t_R = 18.4 min (10 – 70 % MeCN; purity 100 %). ^1H -NMR (DMSO- d_6) δ : 2.64 (s, 3H, CH₃), 2.65 (s, 3H, CH₃), 2.92 (t, 4H, J = 4.5 Hz, CH₂), 3.85 (t, 4H, J = 4.5 Hz, CH₂), 7.09 (d, 1H, J = 5.5 Hz, pyrimidinyl-H), 7.13 (d, 1H, J = 9.0 Hz, Ph-H), 7.64 (m, 1H, Ph-H), 7.99 (d, 1H, J = 2.5 Hz, Ph-H), 8.52 (d, 1H, J = 5.5 Hz, pyrimidinyl-H), 9.73 (s, 1H, NH). MS (ESI⁺) m/z 401.95 (C₁₉H₂₀ClN₅OS requires 401.91).

20 *(3,5-Dichloro-4-morpholin-4-yl-phenyl)-[4-(2,4-dimethyl-thiazol-5-yl)-pyrimidin-2-yl]-amine (142)*. By reaction between 3-dimethylamino-1-(2,4-dimethyl-thiazol-5-yl)-propenone and N-(3,5-dichloro-4-morpholin-4-yl-phenyl)-guanidine. Yellow solid. Anal. RP-HPLC: t_R = 14.31 minutes (20 – 80 % MeCN; purity 100 %). ^1H -NMR (DMSO- d_6) δ : 2.65 (s, 3H, CH₃), 2.66 (s, 3H, CH₃), 3.10 (t, 4H, J = 4.5 Hz, CH₂), 3.69 (t, 4H, J = 4.5 Hz, CH₂), 7.16 (d, 1H, J = 5.5 Hz, pyrimidinyl-H), 7.92 (s, 2H, Ph-H), 8.57 (d, 1H, J = 5.5 Hz, pyrimidinyl-H), 9.96 (s, 1H, NH). MS (ESI⁺) m/z 437.89 (C₁₉H₁₉Cl₂N₅OS requires 436.36).

30 *[4-(2-tert-Butylamino-4-methyl-thiazol-5-yl)-pyrimidin-2-yl]-(4-morpholin-4-yl-phenyl)-amine (143)*. By reaction between 1-(2-tert-butylamino-4-methyl-thiazol-5-yl)-3-dimethylamino-propenone and N-(4-morpholin-4-yl-phenyl)-guanidine. Yellow solid. Anal. RP-HPLC: t_R = 11.5 minutes (10 – 70 % MeCN; purity 98 %). ^1H -NMR (DMSO- d_6)

101

δ : 1.39 (s, 9H, CH₃), 2.46 (s, 3H, CH₃), 3.02 (t, 4H, J = 4.5 Hz, CH₂), 3.74 (t, 4H, J = 4.5 Hz, CH₂), 6.80 (d, 1H, J = 5.5 Hz, pyrimidinyl-H), 7.87 (d, 2H, J = 9.0 Hz, Ph-H), 7.61 (d, 2H, J = 9.0 Hz, Ph-H), 8.26 (d, 1H, J = 5.5 Hz, pyrimidinyl-H), 9.17 (s, 1H, NH). MS (ESI⁺) m/z 425.05 (C₂₂H₂₈N₆OS requires 424.56).

5

{4-[2-(2-Methoxy-ethylamino)-4-methyl-thiazol-5-yl]-pyrimidin-2-yl}-(4-morpholin-4-yl-phenyl)-amine (144). By reaction between 3-dimethylamino-1-[2-(2-methoxy-ethylamino)-4-methyl-thiazol-5-yl]-propenone and N-(4-morpholin-4-yl-phenyl)-guanidine. Yellow solid. Anal. RP-HPLC: t_R = 9.4 min (10 – 70 % MeCN; purity 98 %). ¹H-NMR (DMSO-d₆) δ : 2.45 (s, 3H, CH₃), 3.03 (t, 4H, J = 4.5 Hz, CH₂), 3.44 (q, 2H, J = 5.5 Hz, CH₂), 3.49 (q, 2H, J = 5.5 Hz, CH₂), 3.73 (t, 4H, J = 4.5 Hz, CH₂), 6.81 (d, 1H, J = 5.5 Hz, pyrimidinyl-H), 6.87 (d, 2H, J = 8.5 Hz, Ph-H), 7.61 (d, 2H, J = 8.5 Hz, Ph-H), 8.13 (t, 1H, J = 5.5 Hz, NH), 8.26 (d, 1H, J = 5.5 Hz, pyrimidinyl-H), 9.18 (s, 1H, NH). MS (ESI⁺) m/z 427.00 (C₂₁H₂₆N₆O₂S requires 426.54).

15

[4-(4-Methyl-2-methylamino-thiazol-5-yl)-pyrimidin-2-yl]-(2-methyl-4-morpholin-4-yl-phenyl)-amine (145). By reaction between 3-dimethylamino-1-(4-methyl-2-methylamino-thiazol-5-yl)-propenone and N-(2-methyl-4-morpholin-4-yl-phenyl)-guanidine. Yellow solid. Anal. RP-HPLC: t_R = 9.0 min (10 – 70 % MeCN; purity 99 %). ¹H-NMR (DMSO-d₆) δ : 2.15 (s, 3H, CH₃), 2.39 (s, 3H, CH₃), 2.81 (d, 3H, J = 5.0 Hz, CH₃), 3.05 (m, 4H, CH₂), 3.73 (m, 4H, CH₂), 6.72 (m, 2H, Ph-H and pyrimidinyl-H), 6.79 (m, 1H, Ph-H), 7.23 (d, 1H, J = 9.0 Hz, Ph-H), 7.91 (m, 1H, NH), 8.15 (d, 1H, J = 5.5 Hz, pyrimidinyl-H), 8.36 (s, 1H, NH). MS (ESI⁺) m/z 396.98 (C₂₀H₂₄N₆OS requires 396.51).

20

[4-(2-Ethylamino-4-methyl-thiazol-5-yl)-pyrimidin-2-yl]-(2-methyl-4-morpholin-4-yl-phenyl)-amine (146). By reaction between 3-dimethylamino-1-(2-ethylamino-4-methyl-thiazol-5-yl)-propenone and N-(4-morpholin-4-yl-phenyl)-guanidine. Yellow solid. Anal. RP-HPLC: t_R = 9.8 min (10 – 70 % MeCN; purity 99 %). ¹H-NMR (DMSO-d₆) δ : 1.14 (t, 3H, J = 6.5 Hz, CH₃), 2.16 (s, 3H, CH₃), 2.49 (s, 3H, CH₃), 3.06 (m, 4H, CH₂), 3.24 (m, 2H, CH₂), 3.73 (m, 4H, CH₂), 6.72 (m, 2H, Ph-H and pyrimidinyl-H), 6.22 (m, 1H, Ph-H),

30

102

7.97 (t, 1H, $J = 5.0$ Hz, NH), 8.16 (d, 1H, $J = 5.5$ Hz, pyrimidinyl-H), 8.37 (s, 1H, NH). MS (ESI⁺) m/z 409.00 (C₂₁H₂₆N₆OS requires 410.54).

5 *{4-[4-Methyl-2-(4-morpholin-4-yl-phenyl)-thiazol-5-yl]-pyrimidin-2-yl}-(4-morpholin-4-yl-phenyl)-amine (147)*. By reaction between 3-dimethylamino-1-[4-methyl-2-(4-morpholin-4-yl-phenyl)-thiazol-5-yl]-propenone and N-(4-morpholin-4-yl-phenyl)-guanidine. Yellow solid. Mp. 273-274 °C. Anal. RP-HPLC: $t_R = 16.5$ minutes (0 – 60 % MeCN; purity 99 %). ¹H-NMR (DMSO-d₆) δ : 2.7 (s, 3H, CH₃), 3.05 (t, 4H, $J = 4.5$ Hz, CH₂), 3.25 (t, 4H, $J = 4.5$ Hz, CH₂), 3.75 (m, 8H, CH₂), 6.94 (d, 2H, $J = 9.0$ Hz, Ph-H), 7.05 (m, 3H, Ph-H and pyrimidinyl-H), 7.65 (d, 2H, $J = 9.0$ Hz, Ph-H), 7.84 (d, 2H, $J = 8.5$ Hz, Ph-H), 8.46 (d, 1H, $J = 5.0$ Hz, pyrimidinyl-H), 9.42 (s, 1H, NH). MS (ESI⁺) m/z 515.00 (C₂₈H₃₀N₆O₂S requires 514.64).

15 *1-[4-(4-{4-[4-Methyl-2-(4-morpholin-4-yl-phenyl)-thiazol-5-yl]-pyrimidin-2-ylamino}-phenyl)-piperazin-1-yl]-ethanone (148)*. By reaction between 3-dimethylamino-1-[4-methyl-2-(4-morpholin-4-yl-phenyl)-thiazol-5-yl]-propenone and N-[4-(4-acetyl-piperazin-1-yl)-phenyl]-guanidine. Yellow solid. Mp 250-252 °C. Anal. RP-HPLC: $t_R = 15.9$ min (0 – 60 % MeCN; purity 99 %). ¹H-NMR (DMSO-d₆) δ : 2.16 (s, 3H, CH₃), 2.77 (s, 3H, CH₃), 3.15 (m, 4H, CH₂), 3.29 (t, 4H, $J = 5.0$ Hz, CH₂), 3.65 (t, 2H, $J = 5.0$ Hz, CH₂), 3.81 (t, 2H, $J = 5.0$ Hz, CH₂), 3.89 (t, 4H, $J = 5.0$ Hz, CH₂), 6.93 – 6.99 (m, 5H, Ph-H and pyrimidinyl-H), 7.36 (m, 1H, NH), 7.57 (d, 2H, $J = 9.0$ Hz, Ph-H), 7.91 (d, 2H, $J = 9.0$ Hz, Ph-H), 8.36 (d, 1H, $J = 5.5$ Hz, pyrimidinyl-H). MS (ESI⁺) m/z 555.94 (C₃₀H₃₃N₇O₂S requires 555.70).

25 *N⁴-[4-(2,4-Dimethyl-thiazol-5-yl)-pyrimidin-2-yl]-N¹-methyl-2-trifluoromethyl-benzene-1,4-diamine (149)*. By reaction between 3-dimethylamino-1-(2,4-dimethyl-thiazol-5-yl)-propenone and N-(4-methylamino-3-trifluoromethyl-phenyl)-guanidine. Yellow solid. Anal. RP-HPLC: $t_R = 17.4$ min (10 – 70 % MeCN; purity 95 %). ¹H-NMR (DMSO-d₆) δ : 2.61 (s, 3H, CH₃), 2.63 (s, 3H, CH₃), 2.75 (d, 3H, $J = 4.9$ Hz, CH₃), 5.33 (m, 1H, NH), 6.74 (d, 1H, $J = 9.3$ Hz, Ph-H), 7.01 (d, 1H, $J = 4.9$ Hz, pyrimidinyl-H), 7.70 (d, 1H, $J =$

103

9.0 Hz, Ph-H), 7.93 (s, 1H, Ph-H), 8.46 (d, 1H, $J = 5.0$ Hz, pyrimidinyl-H), 9.45 (s, 1H, NH). MS (ESI⁺) m/z 379.01 (C₁₇H₁₆F₃N₅S requires 379.40).

[4-(2,4-Dimethyl-thiazol-5-yl)-pyrimidin-2-yl]-(3-morpholin-4-ylmethyl-phenyl)-amine

5 (150). By reaction between 3-dimethylamino-1-(2,4-dimethyl-thiazol-5-yl)-propenone and N-(3-morpholin-4-ylmethyl-phenyl)-guanidine. Yellow solid. Anal. RP-HPLC: $t_R = 10.2$ min (10 – 70 % MeCN; purity 96 %). ¹H-NMR (DMSO-d₆) δ : 2.51 (m, 4H, CH₂), 2.71 (s, 6H, CH₃), 3.55 (s, 2H, CH₂), 3.74 (t, 4H, $J = 4.9$ Hz, CH₂), 6.94 (d, 1H, $J = 4.5$ Hz, pyrimidinyl-H), 7.04 (d, 1H, $J = 7.0$ Hz, Ph-H), 7.30 (m, 2H, Ph-H), 7.60 (m, 2H, Ph-H and NH), 8.42 (d, 1H, $J = 4.5$ Hz, pyrimidinyl-H). MS (ESI⁺) m/z 381.90 (C₂₀H₂₃N₅OS requires 381.50).

4-[4-(2,4-Dimethyl-thiazol-5-yl)-pyrimidin-2-ylamino]-2-morpholin-4-ylmethyl-phenol

15 (151). By reaction between 3-dimethylamino-1-(2,4-dimethyl-thiazol-5-yl)-propenone and N-(4-hydroxy-3-morpholin-4-ylmethyl-phenyl)-guanidine. Yellow solid. Anal. RP-HPLC: $t_R = 8.69$ min (10 – 70 % MeCN; purity 100 %). ¹H-NMR (DMSO-d₆) δ : 2.45 (m, 4H, CH₂), 2.61 (s, 3H, CH₂), 2.64 (s, 3H, CH₃), 3.59 (s, 2H, CH₂), 3.60 (t, 4H, $J = 4.5$ Hz, CH₂), 6.70 (d, 1H, $J = 8.5$ Hz, Ph-H), 6.97 (d, 1H, $J = 5.5$ Hz, pyrimidinyl-H), 7.40 (dd, 1H, $J = 2.5, 9.0$ Hz, Ph-H), 7.50 (d, 1H, $J = 2.5$ Hz, Ph-H), 8.43 (d, 1H, $J = 5.5$ Hz, pyrimidinyl-H), 9.32 (s, 1H, NH). MS (ESI⁺) m/z 398.05 (C₂₀H₂₃N₅O₂S requires 397.50).

[4-(2,4-Dimethyl-thiazol-5-yl)-pyrimidin-2-yl]-(3-morpholin-4-yl-phenyl)-amine (152).

25 By reaction between 3-dimethylamino-1-(2,4-dimethyl-thiazol-5-yl)-propenone and N-(3-morpholin-4-yl-phenyl)-guanidine. Yellow solid. Anal. RP-HPLC: $t_R = 12.8$ min (10 – 70 % MeCN; purity 100 %). ¹H-NMR (DMSO-d₆) δ : 2.62 (s, 3H, CH₂), 2.65 (s, 3H, CH₃), 3.12 (t, 4H, $J = 4.5$ Hz, CH₂), 3.76 (t, 4H, $J = 4.5$ Hz, CH₂), 6.56 (dd, 1H, $J = 2.0, 8.0$ Hz, Ph-H), 7.07 (d, 1H, $J = 5.0$ Hz, pyrimidinyl-H), 7.14 (t, 1H, $J = 8.0$ Hz, Ph-H), 7.22 (d, 1H, $J = 9.0$ Hz, Ph-H), 7.51 (s, 1H, Ph-H), 8.50 (d, 1H, $J = 4.5$ Hz, pyrimidinyl-H), 9.51 (s, 1H, NH). MS (ESI⁺) m/z 367.93 (C₁₉H₂₁N₅OS requires 367.47).

104

{4-[4-Methyl-2-(methyl-pyridin-3-yl-amino)-thiazol-5-yl]-pyrimidin-2-yl}-(4-morpholin-4-yl-phenyl)-amine (153). By reaction between 3-dimethylamino-1-[4-methyl-2-(methyl-pyridin-3-yl-amino)-thiazol-5-yl]-propenone and N-(4-morpholin-4-yl-phenyl)-guanidine. Yellow solid. Mp 211-212 °C. Anal. RP-HPLC: t_R = 15.8 min (0 – 60 % MeCN; purity 100 %). $^1\text{H-NMR}$ (DMSO- d_6) δ : 2.61 (s, 3H, CH₃), 3.11 (m, 4H, CH₂), 3.78 (t, 4H, J = 4.5 Hz, CH₂), 3.80 (s, 3H, CH₃), 6.97 (m, 3H, Ph-H and pyrimidinyl-H), 7.16 (t, 1H, J = 6.0 Hz, Ar-H), 7.38 (d, 1H, J = 8.0 Hz, Ar-H), 7.67 (m, 2H, Ph-H and Ar-H), 7.92 (m, 1H, Ar-H), 8.35 (d, 1H, J = 5.5 Hz, pyrimidinyl-H), 8.46 (d, 1H, J = 5.5 Hz, Ar-H), 9.42 (br. s, 1H, NH). MS (ESI⁺) m/z 459.92 (C₂₄H₂₅N₇OS requires 459.57).

10

[4-(4-Methyl-2-pyridin-3-yl-thiazol-5-yl)-pyrimidin-2-yl]-(3,4,5-trimethoxy-phenyl)-amine (154). By reaction between 3-dimethylamino-1-(4-methyl-2-pyridin-3-yl-thiazol-5-yl)-propenone and N-(3,4,5-trimethoxy-phenyl)-guanidine. Yellow solid. Mp 210-211 °C. Anal. RP-HPLC: t_R = 12.9 min (0 – 60 % MeCN; purity 100 %). $^1\text{H-NMR}$ (DMSO- d_6) δ : 2.76 (s, 3H, CH₃), 3.64 (s, 3H, CH₃), 3.83 (s, 9H, CH₃), 7.20 (d, J = 5.5 Hz, 1H, pyrimidinyl-H), 7.22 (s, 2H, Ph-H), 7.59 (q, J = 4.5 Hz, 1H, Ar-H), 8.28 (8.58 (d, J = 8.0 Hz, 1H, Ar-H), 8.58 (d, 1H, J = 5.0 Hz, pyrimidinyl-H), 8.71 (d, 1H, J = 5.0 Hz, Ar-H), 9.11 (d, 1H, J = 2.0 Hz, Ar-H). MS (ESI⁺) m/z 435.67 (C₂₂H₂₁N₅O₃S requires 435.50).

(3,5-Dimethoxy-phenyl)-[4-(4-methyl-2-pyridin-3-yl-thiazol-5-yl)-pyrimidin-2-yl]-amine (155). By reaction between 3-dimethylamino-1-(4-methyl-2-pyridin-3-yl-thiazol-5-yl)-propenone and N-(3,5-dimethoxy-phenyl)-guanidine. Yellow solid. Mp 229-230 °C. Anal. RP-HPLC: t_R = 17.8 min (0 – 60 % MeCN; purity 100 %). $^1\text{H-NMR}$ (DMSO- d_6) δ : 2.77 (s, 3H, CH₃), 3.77 (s, 6H, CH₃), 6.16 (t, 1H, J = 1.89 Hz, Ar-H), 7.12 (m, 2H, Ph-H), 7.22 (d, 1H, J = 5.0 Hz, pyrimidinyl-H), 7.59 (q, 1H, J = 4.5 Hz, Ar-H), 8.29 (d, 1H, J = 8.0 Hz, Ar-H), 8.60 (d, 1H, J = 5.5 Hz, pyrimidinyl-H), 8.71 (d, 1H, J = 4.5 Hz, Ar-H), 9.12 (d, 1H, J = 2.0 Hz, Ph-H). MS (ESI⁺) m/z 406.12 (C₂₁H₁₉N₅O₂S requires 405.47).

(3-Methoxy-4-morpholin-4-yl-phenyl)-[4-(4-methyl-2-pyridin-3-yl-thiazol-5-yl)-pyrimidin-2-yl]-amine (156). By reaction between 3-dimethylamino-1-(4-methyl-2-pyridin-3-yl-thiazol-5-yl)-propenone and N-(3-methoxy-4-morpholin-4-yl-phenyl)-guanidine. Yellow

30

105

solid. Mp. 212-214 °C. Anal. RP-HPLC: t_R = 12.3 min (0 – 60 % MeCN; purity 100 %). ^1H -NMR (DMSO- d_6) δ : 2.77 (s, 3H, CH₃), 2.92 (t, 4H, J = 4.5 Hz, CH₂), 3.72 (t, 4H, J = 4.5 Hz, CH₂), 3.84 (s, 3H, CH₃), 6.88 (d, 1H, J = 8.5 Hz, Ph-H), 7.17 (d, 1H, J = 5.0 Hz, pyrimidinyl-H), 7.31 (d, 1H, J = 8.5 Hz, Ph-H), 7.52 (s, 1H, Ph-H), 7.59 (m, 1H, Ar-H),
 5 8.32 (d, 1H, J = 8.0 Hz, Ar-H), 8.56 (d, 1H, J = 5.0 Hz, pyrimidinyl-H), 8.71 (d, 1H, J = 5.0 Hz, Ar-H), 9.15 (s, 1H, Ar-H). MS (ESI⁺) m/z 461.79 (C₂₄H₂₄N₆O₂S requires 460.55).

[4-(2-Ethylamino-4-methyl-thiazol-5-yl)-pyrimidin-2-yl]-(3-methoxy-4-morpholin-4-yl-phenyl)-amine (157). By reaction between 3-dimethylamino-1-(2-ethylamino-4-methyl-thiazol-5-yl)-propenone and N-(3-methoxy-4-morpholin-4-yl-phenyl)-guanidine. Yellow
 10 solid. Mp 224-226 °C. Anal. RP-HPLC: t_R = 10.6 min (0 – 60 % MeCN; purity 100 %). ^1H -NMR (DMSO- d_6) δ : 1.17 (t, 3H, J = 7.0 Hz, CH₃), 2.45 (s, 3H, CH₃), 2.90 (t, 4H, J = 4.5 Hz, CH₂), 3.24 (m, 2H, CH₂), 3.71 (t, 4H, J = 4.5 Hz, CH₂), 3.82 (s, 3H, CH₃), 6.8 (d, 1H, J = 8.5 Hz, Ph-H), 7.26 (d, 1H, J = 5.5 Hz, pyrimidinyl-H), 7.5 (s, 1H, Ph-H), 8.09 (t, 1H, J = 5.0 Hz, NH), 8.29 (d, 1H, J = 5.5 Hz, pyrimidinyl-H), 9.24 (s, 1H, NH). MS (ESI⁺) m/z
 15 426.97 (C₂₁H₂₆N₆O₂S requires 426.54).

[4-(4-Methyl-2-phenethylamino-thiazol-5-yl)-pyrimidin-2-yl]-(4-morpholin-4-yl-phenyl)-amine (158). By reaction between 3-dimethylamino-1-(4-methyl-2-phenethylamino-thiazol-5-yl)-propenone and N-(4-morpholin-4-yl-phenyl)-guanidine. Yellow solid. Mp
 20 226-228 °C. Anal. RP-HPLC: t_R = 14.3 min (0 – 60 % MeCN; purity 100 %). ^1H -NMR (DMSO- d_6) δ : 2.46 (s, 3H, CH₃), 2.88 (t, 2H, J = 7.5 Hz, CH₂), 3.02 (t, 4H, J = 4.5 Hz, CH₂), 3.50 (m, 2H, CH₂), 3.73 (t, 4H, J = 4.5 Hz, CH₂), 6.82 (d, 1H, J = 5.5 Hz, pyrimidinyl-H), 6.87 (d, 2H, J = 9.0 Hz, Ph-H), 7.20 – 7.33 (m, 5H, Ph-H), 7.61 (d, 2H, J
 25 = 9.0 Hz, Ph-H), 8.18 (t, 1H, J = 5.0 Hz, NH), 8.27 (d, 1H, J = 5.5 Hz, pyrimidinyl-H), 9.18 (s, 1H, NH). MS (ESI⁺) m/z 473.00 (C₂₆H₂₈N₆OS requires 472.61).

(3,5-Dimethoxy-phenyl)-[4-(4-methyl-2-phenethylamino-thiazol-5-yl)-pyrimidin-2-yl]-amine (159). By reaction between 3-dimethylamino-1-(4-methyl-2-phenethylamino-thiazol-5-yl)-propenone and N-(3,5-dimethoxy-phenyl)-guanidine. Yellow solid. Mp 201-
 30

106

202 °C. Anal. RP-HPLC: t_R = 18.4 min (0 – 60 % MeCN; purity 100 %). $^1\text{H-NMR}$ (DMSO- d_6) δ : 2.47 (s, 3H, CH₃), 2.89 (t, 2H, J = 7.5 Hz, CH₂), 3.46 (q, 2H, J = 6.5, 13.0 Hz, CH₂), 3.73 (s, 6H, CH₃), 6.1 (s, 1H, Ph-H), 6.92 (d, 1H, J = 5.0 Hz, pyrimidinyl-H), 7.06 (s, 2H, Ph-H), 7.20–7.33 (m, 5H, Ph-H), 8.26 (t, 1H, J = 5.0 Hz, NH), 8.33 (d, 1H, J = 5.5 Hz, pyrimidinyl-H), 9.36 (s, 1H, NH). MS (ESI⁺) m/z 447.69 (C₂₄H₂₅N₅O₂S requires 447.55).

(3,5-Dimethoxy-phenyl)-[4-(2-ethylamino-4-methyl-thiazol-5-yl)-pyrimidin-2-yl]-amine (160). By reaction between 3-dimethylamino-1-(2-ethylamino-4-methyl-thiazol-5-yl)-propenone and N-(3,5-dimethoxy-phenyl)-guanidine. Yellow solid. Mp 235-237 °C. Anal. RP-HPLC: t_R = 15.0 min (0 – 60 % MeCN; purity 100 %). $^1\text{H-NMR}$ (DMSO- D_6) δ : 1.17 (t, 3H, J = 7.0 Hz, CH₃), 2.46 (s, 3H, CH₃), 3.22 – 3.26 (m, 2H, CH₂), 3.75 (s, 3H, CH₃), 6.1 (s, 1H, Ph-H), 6.91 (d, 1H, J = 5.5 Hz, pyrimidinyl-H), 7.07 (s, 2H, Ph-H), 8.14 (t, 1H, J = 5.0 Hz, NH), 8.33 (d, 1H, J = 5.5 Hz, pyrimidinyl-H), 9.36 (s, 1H, NH). MS (ESI⁺) m/z 372.11 (C₁₈H₂₁N₅O₂S requires 371.46).

[4-(2-Amino-4-methyl-thiazol-5-yl)-pyrimidin-2-yl]-(3,5-dimethoxy-phenyl)-amine (161). By reaction between N'-[5-(3-dimethylamino-acryloyl)-4-methyl-thiazol-2-yl]-N,N-dimethyl-formamidine and N-(3,5-dimethoxy-phenyl)-guanidine. Yellow solid. Mp 269-271 °C. Anal. RP-HPLC: t_R = 13.5 min (0 – 60 % MeCN; purity 100 %). $^1\text{H-NMR}$ (DMSO- d_6) δ : 2.43 (s, 3H, CH₃), 3.74 (s, 6H, CH₃), 6.1 (s, 1H, Ph-H), 6.9 (d, 1H, J = 5.0 Hz, pyrimidinyl-H), 7.05 (s, 2H, Ph-H), 7.51 (br. s, 2H, NH₂), 8.33 (d, 1H, J = 5.5 Hz, pyrimidinyl-H), 9.35 (s, 1H, NH). MS (ESI⁺) m/z 344.09 (C₁₆H₁₇N₅O₂S requires 343.40).

{4-[4-Methyl-2-(methyl-pyridin-3-yl-amino)-thiazol-5-yl]-pyrimidin-2-yl}-(4-morpholin-4-yl-phenyl)-amine (162). By reaction between 3-dimethylamino-1-[4-methyl-2-(methyl-pyridin-3-yl-amino)-thiazol-5-yl]-propenone and N-(4-morpholin-4-yl-phenyl)-guanidine. Yellow solid. Mp 194-195 °C. Anal. RP-HPLC: t_R = 11.1 min (0 – 60 % MeCN; purity 100 %). $^1\text{H-NMR}$ (DMSO- d_6) δ : 2.51 (s, 3H, CH₃), 3.01 (t, 4H, J = 4.5 Hz, CH₂), 3.52 (s, 3H, CH₃), 3.74 (t, 4H, J = 4.5 Hz, CH₂), 6.82 (d, 2H, J = 9.0 Hz, Ph-H), 6.89 (d, 1H, J = 5.5

107

Hz, pyrimidinyl-H), 7.55 (m, 3H, Ph-H and Ar-H), 8.01 (d, 1H, $J = 8.0$ Hz, Ar-H), 8.32 (d, 1H, $J = 5.5$ Hz, pyrimidinyl-H), 8.53 (d, 1H, $J = 5.0$ Hz, Ar-H), 8.80 (d, 1H, $J = 2.5$ Hz, Ar-H), 9.21 (br. s, 1H, NH). MS (ESI⁺) m/z 459.92 (C₂₄H₂₅N₇OS requires 459.57).

- 5 *1-(4-{4-[4-(4-Methyl-2-phenethylamino-thiazol-5-yl)-pyrimidin-2-ylamino]-phenyl}-piperazin-1-yl)-ethanone (163)*. By reaction between 3-dimethylamino-1-(4-methyl-2-phenethylamino-thiazol-5-yl)-propenone and N-[4-(4-acetyl-piperazin-1-yl)-phenyl]-guanidine. Yellow solid. Mp 212-213 °C. Anal. RP-HPLC: $t_R = 14.0$ min (0 – 60 % MeCN; purity 100 %). ¹H-NMR (DMSO-d₆) δ : 2.04 (s, 3H, CH₃), 2.46 (s, 3H, CH₃), 2.89 (t, 2H, $J = 7.0$ Hz, CH₂), 2.99 (t, 2H, $J = 4.5$ Hz, CH₂), 3.06 (t, 2H, $J = 4.5$ Hz, CH₂), 3.49 (q, 2H, $J = 6.5, 13.0$ Hz, CH₂), 3.58 (m, 4H, CH₂), 6.83 (d, 1H, $J = 5.0$ Hz, pyrimidinyl-H), 6.9 (d, 2H, $J = 9.0$ Hz, Ph-H), 7.20 – 7.33 (m, 5H, Ph-H), 7.62 (d, 2H, $J = 9.0$ Hz, Ph-H), 8.19 (t, 1H, $J = 5.0$ Hz, NH), 8.27 (d, 1H, $J = 5.5$ Hz, pyrimidinyl-H), 9.2 (brs, 1H, NH). MS (ESI⁺) m/z 514.94 (C₂₈H₃₁N₇OS requires 513.66).

15

- 1-[4-(4-{4-[4-Methyl-2-(methyl-pyridin-3-yl-amino)-thiazol-5-yl]-pyrimidin-2-ylamino}-phenyl)-piperazin-1-yl]-ethanone (164)*. By reaction between 3-dimethylamino-1-[4-methyl-2-(methyl-pyridin-3-yl-amino)-thiazol-5-yl]-propenone and N-[4-(4-acetyl-piperazin-1-yl)-phenyl]-guanidine. Yellow solid. Mp 205-206 °C. Anal. RP-HPLC: $t_R = 11.0$ min (0 – 60 % MeCN; purity 100 %). ¹H-NMR (DMSO-d₆) δ : 2.05 (s, 3H, CH₃), 2.51 (s, 3H, CH₃), 2.99 (t, 2H, $J = 5.0$ Hz, CH₂), 3.05 (t, 2H, $J = 5.0$ Hz, CH₂), 3.52 (s, 3H, CH₃), 3.58 (q, 4H, $J = 5.0, 10.0$ Hz, CH₂), 6.84 (d, 2H, $J = 9.0$ Hz, Ph-H), 6.89 (d, 1H, $J = 5.5$ Hz, pyrimidinyl-H), 7.55 (m 3H, Ph-H and Ar-H), 8.01 (d, 1H, $J = 7.0$ Hz, Ar-H), 8.32 (d, 1H, $J = 5.0$ Hz, pyrimidinyl-H), 8.53 (d, 1H, $J = 4.5$ Hz, Ar-H), 8.80 (s, 1H, Ar-H), 9.22 (s, 1H, NH). MS (ESI⁺) m/z 502.03 (C₂₆H₂₈N₈OS requires 500.62).

25

- [4-(4-Methyl-2-phenethylamino-thiazol-5-yl)-pyrimidin-2-yl]-(3,4,5-trimethoxy-phenyl)-amine (165)*. By reaction between 3-dimethylamino-1-(4-methyl-2-phenethylamino-thiazol-5-yl)-propenone and N-(3,4,5-trimethoxy-phenyl)-guanidine. Yellow solid. Mp 184-186 °C. Anal. RP-HPLC: $t_R = 17.1$ min (0 – 60 % MeCN; purity 100 %). ¹H-NMR

30

108

(DMSO- d_6) δ : 2.46 (s, 3H, CH₃), 2.89 (t, 2H, J = 7.5 Hz, CH₂), 3.45 (q, 2H, J = 7.0 Hz, CH₂), 3.61 (s, 3H, CH₃), 3.78 (s, 6H, CH₃), 6.91 (d, 1H, J = 5.5 Hz, pyrimidinyl-H), 7.16 (s, 2H, Ph-H), 7.21 – 7.26 (m, 4H, Ph-H), 7.31 (t, 1H, J = 7.5 Hz, Ph-H), 8.26 (t, 1H, J = 5.5 Hz, NH), 8.32 (d, 1H, J = 5.5 Hz, pyrimidinyl-H), 9.28 (s, 1H, NH). MS (ESI⁺) m/z 477.91 (C₂₅H₂₇N₅O₃S requires 477.58).

[4-(4-Benzyl-piperazin-1-yl)-phenyl]-[4-(4-methyl-2-phenethylamino-thiazol-5-yl)-pyrimidin-2-yl]-amine (166). By reaction between 3-dimethylamino-1-(4-methyl-2-phenethylamino-thiazol-5-yl)-propenone and N-[4-(4-benzyl-piperazin-1-yl)-phenyl]-guanidine. Yellow solid. Mp 191-192 °C. Anal. RP-HPLC: t_R = 14.9 min (0 – 60 % MeCN; purity 100 %). ¹H-NMR (DMSO- d_6) δ : 2.45 (s, 3H, CH₃), 2.88 (t, 2H, J = 7.5 Hz, CH₂), 3.05 (t, 4H, J = 5.0 Hz, CH₂), 3.48 (q, 2H, J = 7.5, 13.0 Hz, CH₂), 3.52 (s, 2H, CH₂), 6.81 (d, 1H, J = 6.0 Hz, pyrimidinyl-H), 6.85 (d, 2H, J = 9.0 Hz, Ph-H), 7.20 (t, 1H, J = 7.0 Hz, Ph-H), 7.27 – 7.34 (m, 1H, Ph-H), 7.58 (d, 2H, J = 9.0 Hz, Ph-H), 8.19 (t, 1H, J = 5.5 Hz, NH), 8.26 (d, 1H, J = 5.0 Hz, pyrimidinyl-H), 9.15 (s, 1H, NH). MS (ESI⁺) m/z 561.98 (C₃₃H₃₅N₇S requires 561.74).

[4-(4-Methyl-2-phenylamino-thiazol-5-yl)-pyrimidin-2-yl]-(4-morpholin-4-yl-phenyl)-amine (167). By reaction between 3-dimethylamino-1-(4-methyl-2-phenylamino-thiazol-5-yl)-propenone and N-(4-morpholin-4-yl-phenyl)-guanidine. Yellow solid. Mp 290-291 °C. Anal. RP-HPLC: t_R = 13.6 min (0 – 60 % MeCN; purity 100 %). ¹H-NMR (DMSO- d_6) δ : 2.57 (s, 3H, CH₃), 3.04 (t, 4H, J = 4.5 Hz, CH₂), 3.74 (t, 4H, J = 4.5 Hz, CH₂), 6.89 (d, 2H, J = 9.0 Hz, Ph-H), 6.93 (d, 1H, J = 5.5 Hz, pyrimidinyl-H), 7.01 (d, 1H, J = 7.5 Hz, Ph-H), 7.35 (d, 2H, J = 8.0 Hz, Ph-H), 7.61-7.65 (m, 4H, Ph-H), 8.35 (d, 1H, J = 5.0 Hz, pyrimidinyl-H), 9.28 (br. s, 1H, NH). MS (ESI⁺) m/z 443.09 (C₂₄H₂₄N₆OS requires 444.55).

[4-(2-Amino-4-methyl-thiazol-5-yl)-pyrimidin-2-yl]-(3,4,5-trimethoxy-phenyl)-amine (168). By reaction between N'-[5-(3-dimethylamino-acryloyl)-4-methyl-thiazol-2-yl]-N,N-dimethyl-formamidine and N-(3,4,5-trimethoxy-phenyl)-guanidine. Yellow solid. Anal.

109

RP-HPLC: t_R = 10.9 min (10 – 70 % MeCN; purity 97 %). $^1\text{H-NMR}$ (DMSO-d_6) δ : 2.42 (s, 3H, CH_3), 3.61 (s, 3H, CH_3), 3.79 (s, 6H, CH_3), 6.88 (d, 1H, J = 5.0 Hz, pyrimidinyl-H), 7.15 (s, 2H, Ph-H), 7.50 (s, 2H, NH_2), 8.31 (d, 1H, J = 5.0 Hz, pyrimidinyl-H), 9.26 (s, 1H, NH). MS (ESI^+) m/z 373.96 ($\text{C}_{17}\text{H}_{19}\text{N}_5\text{O}_3\text{S}$ requires 373.43).

5

[4-(2,6-Dimethyl-morpholin-4-yl)-phenyl]-[4-(2-ethylamino-4-methyl-thiazol-5-yl)-pyrimidin-2-yl]-amine (169). By reaction between 3-dimethylamino-1-(2-ethylamino-4-methyl-thiazol-5-yl)-propenone and N-[4-(2,6-dimethyl-morpholin-4-yl)-phenyl]-guanidine. Yellow solid. Anal. RP-HPLC: t_R = 11.2 min (10 – 70 % MeCN; purity 98 %). $^1\text{H-NMR}$ (DMSO-d_6) δ : 1.16 (m, 3H, CH_3), 2.19 (t, 3H, J = 10.5 Hz, CH_3), 2.45 (s, 3H, CH_3), 3.26 (m, 4H, CH_2), 3.46 (d, 2H, J = 10.5 Hz, CH_2), 3.69 (m, 1H, CH_2), 6.81 (d, 1H, J = 5.5 Hz, pyrimidinyl-H), 6.87 (d, 2H, J = 9.5 Hz, Ph-H), 7.60 (d, 2H, J = 9.0 Hz, Ph-H), 8.04 (t, 1H, J = 5.0 Hz, NH), 8.26 (d, 1H, J = 5.0 Hz, pyrimidinyl-H), 9.15 (br. s, 1H, NH). MS (ESI^+) m/z 424.99 ($\text{C}_{22}\text{H}_{28}\text{N}_6\text{OS}$ requires 424.56).

15

(3,5-Dimethoxy-phenyl)-[4-(4-methyl-2-methylamino-thiazol-5-yl)-pyrimidin-2-yl]-amine (170). By reaction between 3-dimethylamino-1-(4-methyl-2-methylamino-thiazol-5-yl)-propenone and N-(3,5-dimethoxy-phenyl)-guanidine. Yellow solid. Anal. RP-HPLC: t_R = 12.8 min (10 – 70 % MeCN; purity 98 %). $^1\text{H-NMR}$ (CDCl_3) δ : 2.46 (s, 3H, CH_3), 2.84 (d, 2H, J = 4.5 Hz, CH_2), 3.74 (s, 6H, CH_3), 6.10 (m 1H, NH), 6.92 (d, 1H, J = 4.5 Hz, Ph-H), 7.07 (d, 2H, J = 2.0 Hz, Ph-H), 8.07 (m, 1H, NH), 8.32 (d, 1H, J = 5.5 Hz, pyrimidinyl-H), 9.37 (s, 1h, Ph-H). MS (ESI^+) m/z 357.92 ($\text{C}_{17}\text{H}_{19}\text{N}_5\text{O}_2\text{S}$ requires 357.43).

20

(3,5-Dimethoxy-phenyl)-[4-(4-methyl-2-phenylamino-thiazol-5-yl)-pyrimidin-2-yl]-amine (171). By reaction between 3-dimethylamino-1-(4-methyl-2-phenylamino-thiazol-5-yl)-propenone and N-(3,5-dimethoxy-phenyl)-guanidine. Yellow solid. Mp 191-194 °C. Anal. RP-HPLC: t_R = 17.0 min (0 – 60 %;= MeCN; purity 98 %). $^1\text{H-NMR}$ (CDCl_3) δ : 2.61 (s, 3H, CH_3), 3.78 (s, 6H, CH_3), 6.19 (m 1H, NH), 6.89 (m, 2H, Ph-H), 6.92 (d, 1H, J = 5.5 Hz, pyrimidinyl-H), 7.19 (t, 1H, J = 7.0 Hz, Ph-H), 7.27 (s, 2H, Ph-H), 7.36 (m, 2H, Ph-

25

110

H), 7.42 (m, 1H, Ph-H), 8.32 (d, 1H, $J = 5.5$ Hz, pyrimidinyl-H). MS (ESI⁺) m/z 419.87 (C₂₂H₂₁N₅O₂S requires 419.50).

1-(4-{4-[4-(4-Methyl-2-phenylamino-thiazol-5-yl)-pyrimidin-2-ylamino]-phenyl}-piperazin-1-yl)-ethanone (172). By reaction between 3-dimethylamino-1-(4-methyl-2-phenylamino-thiazol-5-yl)-propanone and N-[4-(4-acetyl-piperazin-1-yl)-phenyl]-guanidine. Yellow solid. Mp 245-246 °C. Anal. RP-HPLC: $t_R = 14.5$ min (0 – 60 % MeCN; purity 100 %). ¹H-NMR (CDCl₃) δ : 2.16 (s, 3H, CH₃), 2.62 (s, 3H, CH₃), 3.11-3.16 (m, 4H, CH₂), 3.64 (t, 2H, $J = 5.0$ Hz, CH₂), 3.80 (t, 2H, $J = 5.0$ Hz, CH₂), 6.86 (d, 1H, $J = 5.5$ Hz, pyrimidinyl-H), 6.94 (d, 2H, $J = 9.0$ Hz, Ph-H), 7.18 (t, 1H, $J = 6.5$ Hz, Ph-H), 7.42 (m, 4H, Ph-H), 7.52 (d, 2H, $J = 9.0$ Hz, Ph-H), 8.27 (d, 1H, $J = 5.5$ Hz, pyrimidinyl-H). MS (ESI⁺) m/z 486.03 (C₂₆H₂₇N₇OS requires 485.61).

[4-(2,4-Dimethyl-thiazol-5-yl)-pyrimidin-2-yl]-(3-methoxy-4-morpholin-4-yl-phenyl)-amine (173). By reaction between 3-dimethylamino-1-(2,4-dimethyl-thiazol-5-yl)-propanone and N-(3-methoxy-4-morpholin-4-yl-phenyl)-guanidine. Yellow solid. Anal. RP-HPLC: $t_R = 16.7$ min (10 – 70 % MeCN; purity 100 %). ¹H-NMR (DMSO-d₆) δ : 2.62 (s, 3H, CH₃), 2.64 (s, 3H, CH₃), 2.91 (t, 4H, $J = 4.0$ Hz, CH₂), 3.71 (t, 4H, $J = 4.0$ Hz, CH₂), 3.80 (s, 3H, CH₃), 6.83 (d, 1H, $J = 8.0$ Hz, Ph-H), 7.04 (d, 1H, $J = 5.0$ Hz, pyrimidinyl-H), 7.30 (d, 1H, $J = 2.5, 9.0$ Hz, Ph-H), 7.43 (d, 1H, $J = 2.5$ Hz, Ph-H), 8.48 (d, 1H, $J = 5.5$ Hz, pyrimidinyl-H), 9.47 (s, 1H, NH). MS (ESI⁺) m/z 397.94 (C₂₀H₂₃N₂OS requires 397.50).

[4-(2,4-Dimethyl-thiazol-5-yl)-pyrimidin-2-yl]-(4-morpholin-4-ylmethyl-phenyl)-amine (174). By reaction between 3-dimethylamino-1-(2,4-dimethyl-thiazol-5-yl)-propanone and N-(4-morpholin-4-ylmethyl-phenyl)-guanidine. Yellow solid. Anal. RP-HPLC: $t_R = 17.3$ min (10 – 70 % MeCN; purity 100 %). ¹H-NMR (DMSO-d₆) δ : 2.34 (m, 2H, CH₂), (2.62 (s, 3H, CH₃), 2.65 (s, 3H, CH₃), 3.28 (s, 2H, CH₂), 3.40 (br. s, 2H, CH₂), 3.57 (m, 4H, $J = 4.0$ Hz, CH₂), 7.07 (d, 1H, $J = 5.0$ Hz, pyrimidinyl-H), 7.22 (d, 1H, $J = 8.5$ Hz, Ph-H), 7.73

111

(d, 1H, $J = 3.5, 8.5$ Hz, Ph-H), 8.51 (d, 1H, $J = 5.0$ Hz, pyrimidinyl-H), 9.64 (s, 1H, NH). MS (ESI⁺) m/z 381.96 (C₂₀H₂₃N₅OS requires 381.50).

(3,5-Dimethoxy-phenyl)-[4-(2,4-dimethyl-thiazol-5-yl)-pyrimidin-2-yl]-amine (**175**). By
 5 reaction between 3-dimethylamino-1-(2,4-dimethyl-thiazol-5-yl)-propenone and N-(3,5-dimethoxy-phenyl)-guanidine. Yellow solid. Anal. RP-HPLC: $t_R = 17.3$ min (10 – 70 % MeCN; purity 100 %). ¹H-NMR (CDCl₃) δ : 2.63 (s, 3H, CH₃), 2.65 (s, 3H, CH₃), 3.74 (s, 6H, CH₃), 6.14 (m 1H, Ph-H), 7.07 (m, 2H, Ph-H), 7.10 (d, 1H, $J = 5.0$ Hz, pyrimidinyl-H), 8.52 (d, 1H, $J = 5.0$ Hz, pyrimidinyl-H), 9.60 (s, 1H, NH). MS (ESI⁺) m/z 342.98
 10 (C₁₇H₁₈N₄O₂S requires 342.42).

[4-(4-Benzyl-piperazin-1-yl)-phenyl]-[4-(4-methyl-2-phenylamino-thiazol-5-yl)-pyrimidin-2-yl]-amine (**176**). By reaction between 3-dimethylamino-1-(4-methyl-2-phenylamino-thiazol-5-yl)-propenone and N-[4-(4-benzyl-piperazin-1-yl)-phenyl]-guanidine. Yellow
 15 solid. Mp 227-229 °C. Anal. RP-HPLC: $t_R = 15.2$ min (0 – 60 % MeCN; purity 100 %). ¹H-NMR (DMSO-d₆) δ : 2.57 (s, 3H, CH₃), 3.08 (m, 4H, CH₂), 3.33 (m, 4H, CH₂), 3.53 (s, 4H, CH₂), 6.88 (d, 2H, $J = 8.0$ Hz, Ph-H), 6.93 (d, 1H, $J = 5.0$ Hz, pyrimidinyl-H), 7.02 (t, 1H, $J = 7.5$ Hz, Ph-H), 7.26-7.35 (m, 7H, Ph-H), 7.50 (dd, 4H, $J = 3.36, 6.71$ Hz, Ph-H), 8.34 (d, 1H, $J = 5.0$ Hz, pyrimidinyl-H), 9.26 (br. s, 1H, NH). MS (ESI⁺) m/z 533.96
 20 (C₃₁H₃₁N₇S requires 533.69).

Benzo[1,3]dioxol-5-yl-[4-(4-methyl-2-pyridin-3-yl-thiazol-5-yl)-pyrimidin-2-yl]-amine (**177**). By reaction between 3-dimethylamino-1-(4-methyl-2-pyridin-3-yl-thiazol-5-yl)-propenone and N-benzo[1,3]dioxol-5-yl-guanidine. Yellow solid. Mp 187-188 °C. Anal.
 25 RP-HPLC: $t_R = 16.0$ min (0 – 60 % MeCN; purity 100 %). ¹H-NMR (DMSO-D₆) δ : 2.75 (s, 3H, CH₃), 5.98 (s, 2H, CH₂), 6.90 (d, 1H, $J = 8.5$ Hz, Ph-H), 7.15 (d, 1H, $J = 5.0$ Hz, pyrimidinyl-H), 7.21 (d, 1H, $J = 8.5$ Hz, Ph-H), 7.46 (s, 1H, Ph-H), 7.57 (m, 1H, Ar-H), 8.32 (d, 1H, $J = 8.0$ Hz, Ar-H), 8.54 (d, 1H, $J = 5.0$ Hz, pyrimidinyl-H), 8.70 (d, 1H, $J = 4.5$ Hz, Ar-H), 9.14 (s, 1H, Ar-H). MS (ESI⁺) m/z 389.88 (C₂₀H₁₅N₅O₂S requires 389.43).

112

Benzo[1,3]dioxol-5-yl-[4-(2-ethylamino-4-methyl-thiazol-5-yl)-pyrimidin-2-yl]-amine

(178). By reaction between 3-dimethylamino-1-(2-ethylamino-4-methyl-thiazol-5-yl)-propanone and N-benzo[1,3]dioxol-5-yl-guanidine. Yellow solid. Mp 194-195 °C. Anal. RP-HPLC: t_R = 13.9 min (0 – 60 % MeCN; purity 100 %). $^1\text{H-NMR}$ (DMSO- d_6) δ : 1.17 (t, 3H, J = 7.5 Hz, CH_3), 2.45 (s, 3H, CH_3), 3.26 (m, 2H, CH_2), 5.96 (s, 2H, CH_2), 6.81 (d, 1H, J = 8.5 Hz, Ph-H), 6.85 (d, 1H, J = 5.0 Hz, pyrimidinyl-H), 7.19 (d, 1H, J = 8.5 Hz, Ph-H), 7.54 (s, 1H, Ph-H), 8.10 (t, 1H, J = 5.0 Hz, NH), 8.29 (d, 1H, J = 5.0 Hz, pyrimidinyl-H), 9.30 (s, 1H, NH). MS (ESI^+) m/z 355.87 ($\text{C}_{17}\text{H}_{17}\text{N}_5\text{O}_2\text{S}$ requires 355.42).

10 *[4-(2-Amino-4-methyl-thiazol-5-yl)-pyrimidin-2-yl]-benzo[1,3]dioxol-5-yl-amine* (179). By reaction between N^1 -[5-(3-dimethylamino-acryloyl)-4-methyl-thiazol-2-yl]-N,N-dimethyl-formamidinium and N-benzo[1,3]dioxol-5-yl-guanidine. Yellow solid. Mp 211-213 °C. Anal. RP-HPLC: t_R = 12.1 min (0 – 60 % MeCN; purity 98 %). $^1\text{H-NMR}$ (DMSO- d_6) δ : 2.45 (s, 3H, CH_3), 5.96 (s, 2H, CH_2), 6.81 (d, 1H, J = 8.5 Hz, Ph-H), 6.84 (d, 1H, J = 5.0 Hz, pyrimidinyl-H), 7.09 (d, 1H, J = 8.0 Hz, Ph-H), 7.50 (s, 2H, NH_2), 7.54 (s, 1H, Ph-H), 8.29 (d, 1H, J = 5.5 Hz, pyrimidinyl-H), 9.31 (s, 1H, NH). MS (ESI^+) m/z 327.92 ($\text{C}_{15}\text{H}_{13}\text{N}_5\text{O}_2\text{S}$ requires 327.36).

20 *(2,3-Dihydro-benzo[1,4]dioxin-6-yl)-[4-(4-methyl-2-pyridin-3-yl-thiazol-5-yl)-pyrimidin-2-yl]-amine* (180). By reaction between 3-dimethylamino-1-(4-methyl-2-pyridin-3-yl-thiazol-5-yl)-propanone and N-(2,3-dihydro-benzo[1,4]dioxin-6-yl)-guanidine. Yellow solid. Anal. RP-HPLC: t_R = 16.2 min (0 – 60 % MeCN; purity 100 %). $^1\text{H-NMR}$ (CDCl_3) δ : 2.81 (s, 3H, CH_3), 4.30 (m, 4H, CH_2), 6.81 (d, 1H, J = 8.5 Hz, Ph-H), 6.99 (m, 2H, pyrimidinyl-H and Ph-H), 7.36 (d, 1H, J = 2.5 Hz, Ph-H), 7.43 (m, 2H, Ar-H), 8.30 (d, 1H, J = 5.5 Hz, Ar-H), 8.41 (d, 1H, J = 5.0 Hz, pyrimidinyl-H), 8.70 (d, 1H, J = 5.0 Hz, Ar-H), 9.22 (s, 1H, NH). MS (ESI^+) m/z 402.93 ($\text{C}_{21}\text{H}_{17}\text{N}_5\text{O}_2\text{S}$ requires 403.46).

30 *(2,3-Dihydro-benzo[1,4]dioxin-6-yl)-[4-(2-ethylamino-4-methyl-thiazol-5-yl)-pyrimidin-2-yl]-amine* (181). By reaction between 3-dimethylamino-1-(2-ethylamino-4-methyl-thiazol-5-yl)-propanone and N-(2,3-dihydro-benzo[1,4]dioxin-6-yl)-guanidine. Yellow solid.

113

Anal. RP-HPLC: t_R = 16.2 min (0 – 60 % MeCN; purity 100 %). $^1\text{H-NMR}$ (CDCl_3) δ : 1.17 (t, 3H, J = 7.0 Hz, CH_3), 2.45 (s, 3H, CH_3), 3.27 (m, 2H, CH_2), 4.20 (dd, 4H, J = 5.0, 14.5 Hz, CH_2), 6.74 (d, 1H, J = 9.0 Hz, Ph-H), 6.84 (d, 1H, J = 5.5 Hz, pyrimidinyl-H), 7.15 (dd, 1H, J = 2.4, 8.8 Hz, Ph-H), 7.43 (d, 1H, J = 2.4 Hz, Ph-H), 8.09 (t, 1H, J = 5.0 Hz, NH), 8.28 (d, 1H, J = 5.5 Hz, pyrimidinyl-H), 9.21 (s, 1H, NH). MS (ESI^+) m/z 369.93 ($\text{C}_{18}\text{H}_{19}\text{N}_5\text{O}_2\text{S}$ requires 369.44).

[4-(2-Amino-4-methyl-thiazol-5-yl)-pyrimidin-2-yl]-(3-methoxy-4-morpholin-4-yl-phenyl)-amine (182). By reaction between N^1 -[5-(3-dimethylamino-acryloyl)-4-methyl-thiazol-2-yl]-N,N-dimethyl-formamidine and N-(3-methoxy-4-morpholin-4-yl-phenyl)-guanidine. Yellow solid. Anal. RP-HPLC: t_R = 9.9 min (0 – 60 % MeCN; purity 98%). $^1\text{H-NMR}$ (DMSO-d_6) δ : 2.42 (s, 3H, CH_3), 2.90 (t, 4H, J = 4.5 Hz, CH_2), 3.71 (t, 4H, J = 4.5 Hz, CH_2), 3.81 (s, 3H, CH_3), 6.79 (d, 1H, J = 8.5 Hz, Ph-H), 6.85 (d, 1H, J = 5.0 Hz, pyrimidinyl-H), 7.27 (dd, 1H, J = 2.0, 8.0 Hz, Ph-H), 7.43 (d, 1H, J = 2.0 Hz, Ph-H), 7.48 (s, 2H, NH_2), 8.29 (d, 1H, J = 5.0 Hz, pyrimidinyl-H), 9.23 (s, 1H, NH). MS (ESI^+) m/z 398.96 ($\text{C}_{19}\text{H}_{22}\text{N}_6\text{O}_2\text{S}$ requires 398.48).

(2,3-Dihydro-benzo[1,4]dioxin-6-yl)-[4-(4-methyl-2-phenethylamino-thiazol-5-yl)-pyrimidin-2-yl]-amine (183). By reaction between 3-dimethylamino-1-(4-methyl-2-phenethylamino-thiazol-5-yl)-propenone and N-(2,3-dihydro-benzo[1,4]dioxin-6-yl)-guanidine. Yellow solid. Anal. RP-HPLC: t_R = 17.3 min (0 – 60 % MeCN; purity 100 %). $^1\text{H-NMR}$ (DMSO-d_6) δ : 2.46 (s, 3H, CH_3), 2.89 (t, 2H, J = 7.5 Hz, CH_2), 3.48 (t, 2H, J = 6.5 Hz, CH_2), 4.19 (m, 4H, CH_2), 6.74 (d, 1H, J = 9.0 Hz, Ph-H), 6.84 (d, 1H, J = 5.5 Hz, pyrimidinyl-H), 7.13 (dd, 1H, J = 2.5, 9.0 Hz, Ph-H), 7.20–7.33 (m, 5H, Ph-H), 7.42 (d, 1H, J = 2.5 Hz, Ph-H), 8.22 (t, 1H, J = 5.5 Hz, NH), 8.28 (d, 1H, J = 5.0 Hz, pyrimidinyl-H), 9.22 (s, 1H, NH). MS (ESI^+) m/z 445.88 ($\text{C}_{24}\text{H}_{23}\text{N}_7\text{O}_2\text{S}$ requires 445.54).

(4-Methoxy-3-methyl-phenyl)-[4-(4-methyl-2-methylamino-thiazol-5-yl)-pyrimidin-2-yl]-amine (184). By reaction between 3-dimethylamino-1-(4-methyl-2-methylamino-thiazol-5-yl)-propenone and N-(4-methoxy-3-methyl-phenyl)-guanidine. Yellow solid. Anal. RP-

114

HPLC: t_R = 14.2 min (0 – 60 % MeCN; purity 100 %). $^1\text{H-NMR}$ (DMSO- d_6) δ : 2.16 (s, 3H, CH₃), 2.46 (s, 3H, CH₃), 2.85 (d, 3H, J = 5.0 Hz, CH₃), 3.74 (s, 3H, CH₃), 6.83 (m, 2H, Ph-H and pyrimidinyl-H), 7.45 (d, 1H, J = 2.5, 8.5 Hz, Ph-H), 7.62 (d, 1H, J = 2.0 Hz, Ph-H), 8.02 (m, 1H, NH), 8.27 (d, 1H, J = 5.5 Hz, pyrimidinyl-H), 9.16 (s, 1H, NH). MS (ESI⁺) m/z 341.94 (C₁₇H₁₉N₅OS requires 341.43).

[4-(2-Amino-4-methyl-thiazol-5-yl)-pyrimidin-2-yl]-(4-methoxy-3-methyl-phenyl)-amine (185). By reaction between N'-[5-(3-dimethylamino-acryloyl)-4-methyl-thiazol-2-yl]-N,N-dimethyl-formamidine and N-(4-methoxy-3-methyl-phenyl)-guanidine. Yellow solid. Anal. RP-HPLC: t_R = 13.3 min (0 – 60 % MeCN; purity 97 %). $^1\text{H-NMR}$ (DMSO- d_6) δ : 2.16 (s, 3H, CH₃), 2.42 (s, 3H, CH₃), 3.74 (s, 3H, CH₃), 6.83 (d, 1H, J = 5.5 Hz, pyrimidinyl-H), 6.83 (d, 1H, J = 8.5 Hz, Ph-H), 7.46 (br. s, 1H, NH₂), 7.51 (m, 1H, Ph-H), 7.56 (d, 1H, J = 2.5 Hz, Ph-H), 8.27 (d, 1H, J = 5.5 Hz, pyrimidinyl-H), 9.14 (s, 1H, NH). MS (ESI⁺) m/z 327.94 (C₁₆H₁₇N₅OS requires 327.41).

15

4-Methoxy-3-methyl-phenyl-[4-(4-methyl-2-pyridin-3-yl-thiazol-5-yl)-pyrimidin-2-yl]-amine (186). By reaction between 3-dimethylamino-1-(4-methyl-2-pyridin-3-yl-thiazol-5-yl)-propenone and N-(4-methoxy-3-methyl-phenyl)-guanidine. Yellow solid. Anal. RP-HPLC: t_R = 17.5 min (0 – 60 % MeCN; purity 100 %). $^1\text{H-NMR}$ (DMSO- d_6) δ : 2.18 (s, 3H, CH₃), 2.75 (s, 3H, CH₃), 3.77 (s, 3H, CH₃), 6.91 (d, 1H, J = 9.0 Hz, Ph-H), 7.11 (d, 1H, J = 5.0 Hz, pyrimidinyl-H), 7.52-7.58 (m, 4H, Ph-H and Ar-H), 8.32 (d, 1H, J = 8.0 Hz, Ph-H), 8.52 (d, 1H, J = 5.0 Hz, pyrimidinyl-H), 8.70 (d, 1H, J = 4.5 Hz, Ar-H), 9.15 (m, 1H, Ar-H), 9.47 (s, 1H, NH). MS (ESI⁺) m/z 389.88 (C₂₁H₁₉N₅OS requires 389.47).

20

[4-(2-Ethylamino-4-methyl-thiazol-5-yl)-pyrimidin-2-yl]-(4-methoxy-3-methyl-phenyl)-amine (187). By reaction between 3-dimethylamino-1-(2-ethylamino-4-methyl-thiazol-5-yl)-propenone and N-(4-methoxy-3-methyl-phenyl)-guanidine. Yellow solid. Anal. RP-HPLC: t_R = 15.0 min (0 – 60 % MeCN; purity 100 %). $^1\text{H-NMR}$ (DMSO- d_6) δ : 1.17 (t, 3H, J = 7.0 Hz, CH₃), 2.16 (s, 3H, CH₃), 2.45 (s, 3H, CH₃), 3.24-3.29 (m, 2H, CH₂), 3.74 (s, 3H, CH₃), 6.83 (m, 2H, Ph-H and pyrimidinyl-H), 7.45 (d, 1H, J = 9.0 Hz, Ph-H), 7.62 (br.

30

115

s, 1H, Ph-H), 8.08 (t, 1H, $J = 5.5$ Hz, NH), 8.27 (d, 1H, $J = 5.0$ Hz, pyrimidinyl-H), 9.15 (s, 1H, NH). MS (ESI⁺) m/z 355.94 (C₁₈H₂₁N₅OS requires 355.46).

{4-Methyl-5-[2-(4-morpholin-4-yl-phenylamino)-pyrimidin-4-yl]-thiazol-2-yl}-methanol

5 (188). By reaction between 3-dimethylamino-1-(2-hydroxymethyl-4-methyl-thiazol-5-yl)-propanone and N-(4-morpholin-4-ylmethyl-phenyl)-guanidine. Yellow solid. Anal. RP-HPLC: $t_R = 11.1$ min (0 – 60 % MeCN; purity 97 %). ¹H-NMR (DMSO-d₆) δ : 2.63 (s, 3H, CH₃), 3.04 (t, 4H, $J = 4.5$ Hz, CH₂), 3.73 (t, 4H, $J = 4.5$ Hz, CH₂), 4.70 (d, 2H, $J = 6.0$ Hz, CH₂), 6.13 (t, 1H, $J = 6.0$ Hz, OH), 6.90 (d, 2H, $J = 9.0$ Hz, Ph-H), 7.02 (d, 1H, $J = 5.0$ Hz, pyrimidinyl-H), 7.62 (d, 2H, $J = 9.0$ Hz, Ph-H), 8.46 (d, 1H, $J = 5.0$ Hz, pyrimidinyl-H), 9.41 (s, 1H, NH). MS (ESI⁺) m/z 384.06 (C₁₉H₂₁N₅O₂S requires 383.47).

4-{4-[4-(2,4-Dimethyl-thiazol-5-yl)-pyrimidin-2-ylamino]-phenyl}-piperazine-1-carboxylic acid ethyl ester (189). By reaction between 3-dimethylamino-1-(2,4-dimethyl-thiazol-5-

15 yl)-propanone and 4-(4-guanidino-phenyl)-piperazine-1-carboxylic acid ethyl ester. Yellow solid. Anal. RP-HPLC: $t_R = 13.2$ min (10 – 70 % MeCN; purity 100 %). ¹H-NMR (DMSO-d₆) δ : 1.20 (t, 3H, $J = 7.0$ Hz, CH₃), 2.62 (s, 3H, CH₃), 2.64 (s, 3H, CH₃), 3.04 (t, 4H, $J = 5.0$ Hz, CH₂), 3.51 (t, 4H, $J = 5.0$ Hz, CH₂), 4.07 (q, 2H, $J = 7.0$ Hz, CH₂), 6.93 (t, 2H, $J = 8.5$ Hz, Ph-H), 6.99 (d, 1H, $J = 5.0$ Hz, pyrimidinyl-H), 7.62 (d, 2H, $J = 8.5$ Hz, Ph-H), 8.45 (d, 1H, $J = 5.0$ Hz, pyrimidinyl-H), 9.43 (s, 1H, NH). MS (ESI⁺) m/z 438.79 (C₂₂H₂₆N₆O₂S requires 438.55).

2-(4-{4-[4-(2,4-Dimethyl-thiazol-5-yl)-pyrimidin-2-ylamino]-phenyl}-piperazin-1-yl)-N-isopropyl-acetamide (190). By reaction between 3-dimethylamino-1-(2,4-dimethyl-thiazol-

25 5-yl)-propanone and 2-[4-(4-guanidino-phenyl)-piperazin-1-yl]-N-isopropyl-acetamide. Yellow solid. Anal. RP-HPLC: $t_R = 10.6$ min (10 – 70 % MeCN; purity 100 %). ¹H-NMR (DMSO-d₆) δ : 1.07 (d, 6H, $J = 7.0$ Hz, CH₂), 2.58 (m, 4H, CH₂), 2.62 (s, 3H, CH₃), 2.64 (s, 3H, CH₃), 2.93 (s, 2H, CH₂), 3.11 (m, 4H, CH₂), 6.90 (t, 2H, $J = 9.0$ Hz, Ph-H), 6.99 (d, 1H, $J = 5.5$ Hz, pyrimidinyl-H), 7.49 (d, 1H, $J = 3.5$ Hz, NH), 7.60 (d, 2H, $J = 8.5$ Hz, Ph-

H), 8.44 (d, 1H, $J = 5.0$ Hz, pyrimidinyl-H), 9.40 (s, 1H, NH). MS (ESI⁺) m/z 465.80 (C₂₄H₃₁N₇OS requires 465.62).

[4-(4-Methyl-2-methylamino-thiazol-5-yl)-pyrimidin-2-yl]-[4-(4-methyl-piperazin-1-yl)-phenyl]-amine (191). By reaction between 3-dimethylamino-1-(4-methyl-2-methylamino-thiazol-5-yl)-propenone and N-[4-(4-methyl-piperazin-1-yl)-phenyl]-guanidine. Yellow solid. Anal. RP-HPLC: $t_R = 8.1$ min (10 – 70 % MeCN; purity 100%). ¹H-NMR (DMSO-d₆) δ : 2.25 (s, 3H, CH₃), 2.46 (m, 4H, CH₂), 2.85 (d, 2H, $J = 4.5$ Hz, CH₂), 3.05 (m, 4H, CH₂), 6.81 (d, 1H, $J = 5.5$ Hz, pyrimidinyl-H), 6.87 (d, 2H, $J = 9.5$ Hz, Ph-H), 7.60 (d, 1H, $J = 9.5$ Hz, Ph-H), 8.00 (m, 1H, NH), 8.26 (d, 1H, $J = 5.5$ Hz, pyrimidinyl-H), 9.15 (s, 1H, NH). MS (ESI⁺) m/z 396.02 (C₂₀H₂₅N₇S requires 395.53).

[4-(4-Methyl-2-methylamino-thiazol-5-yl)-pyrimidin-2-yl]-[4-(4-methyl-piperazin-1-yl)-phenyl]-amine (192). By reaction between 3-dimethylamino-1-(4-methyl-2-methylamino-thiazol-5-yl)-propenone and N-[4-(4-methyl-piperazin-1-yl)-phenyl]-guanidine. Yellow solid. Anal. RP-HPLC: $t_R = 12.8$ min (0 – 60 % MeCN; purity 100 %). ¹H-NMR (DMSO-d₆) δ : 1.51 (m, 2H, CH₂), 1.63 (m, 4H, CH₂), 2.75 (s, 3H, CH₃), 3.07 (t, 4H, $J = 5.0$ Hz, CH₂), 6.93 (d, 2H, $J = 9.0$ Hz, Ph-H), 7.10 (d, 1H, $J = 5.0$ Hz, pyrimidinyl-H), 7.56 (q, 1H, $J = 4.5$ Hz, Ar-H), 8.34 (m, 1H, Ar-H), 8.51 (d, 1H, $J = 5.0$ Hz, pyrimidinyl-H), 8.70 (m, 1H, Ar-H), 9.17 (d, 1H, $J = 2.5$ Hz, Ar-H), 9.46 (s, 1H, NH). MS (ESI⁺) m/z 428.96 (C₂₄H₂₄N₆S requires 428.55).

[4-(2,4-Dimethyl-thiazol-5-yl)-pyrimidin-2-yl]-(4-piperidin-1-yl-phenyl)-amine (193). By reaction between 3-dimethylamino-1-(2,4-dimethyl-thiazol-5-yl)-propenone and N-(4-piperidin-1-yl-phenyl)-guanidine. Yellow solid. Anal. RP-HPLC: $t_R = 12.4$ min (0 – 60 % MeCN; purity 100 %). ¹H-NMR (DMSO-d₆) δ : 1.51 (m, 2H, CH₂), 1.62 (m, 4H, CH₂), 2.61 (s, 3H, CH₃), 2.64 (s, 3H, CH₃), 3.04 (t, 4H, $J = 5.5$ Hz, CH₂), 6.88 (d, 2H, $J = 9.0$ Hz, Ph-H), 6.98 (d, 1H, $J = 5.0$ Hz, pyrimidinyl-H), 7.57 (d, 1H, $J = 9.0$ Hz, Ph-H), 8.44 (d, 1H, $J = 5.0$ Hz, pyrimidinyl-H), 9.37 (s, 1H, NH). MS (ESI⁺) m/z 366.96 (C₂₀H₂₃N₅S requires 365.50).

117

[4-(2-Ethylamino-4-methyl-thiazol-5-yl)-pyrimidin-2-yl]-(4-piperidin-1-yl-phenyl)-amine (194). By reaction between 3-dimethylamino-1-(2-ethylamino-4-methyl-thiazol-5-yl)-propenone and N-(4-piperidin-1-yl-phenyl)-guanidine. Yellow solid. Anal. RP-HPLC: t_R = 11.0 min (0 – 60 % MeCN; purity 100 %). $^1\text{H-NMR}$ (DMSO- d_6) δ : 1.17 (t, 3H, J = 7.0 Hz, CH₃), 1.51 (m, 2H, CH₂), 1.62 (m, 4H, CH₂), 2.45 (s, 3H, CH₃), 3.03 (t, 4H, J = 5.5 Hz, CH₂), 3.27 (m, 2H, CH₂), 6.80 (d, 1H, J = 5.5 Hz, pyrimidinyl-H), 6.85 (d, 2H, J = 9.0 Hz, Ph-H), 7.57 (d, 1H, J = 9.0 Hz, Ph-H), 8.04 (t, 1H, J = 5.5 Hz, NH), 8.26 (d, 1H, J = 5.5 Hz, pyrimidinyl-H), 9.13 (s, 1H, NH). MS (ESI⁺) m/z 395.00 (C₂₁H₂₆N₆S requires 394.54).

[4-(2-Amino-4-methyl-thiazol-5-yl)-pyrimidin-2-yl]-(4-piperidin-1-yl-phenyl)-amine (195). By reaction between N'-[5-(3-dimethylamino-acryloyl)-4-methyl-thiazol-2-yl]-N,N-dimethyl-formamidine and N-(4-piperidin-1-yl-phenyl)-guanidine. Yellow solid. Anal. RP-HPLC: t_R = 11.0 min (0 – 60 % MeCN; purity 100 %). $^1\text{H-NMR}$ (DMSO- d_6) δ : 1.51 (m, 2H, CH₂), 1.62 (m, 4H, CH₂), 2.45 (s, 3H, CH₃), 3.03 (t, 4H, J = 5.5 Hz, CH₂), 6.79 (d, 1H, J = 5.0 Hz, pyrimidinyl-H), 6.85 (d, 2H, J = 9.0 Hz, Ph-H), 7.44 (s, 2H, NH₂), 7.57 (d, 1H, J = 9.0 Hz, Ph-H), 8.26 (d, 1H, J = 5.0 Hz, pyrimidinyl-H), 9.13 (s, 1H, NH).

[4-(2-Ethylamino-4-methyl-thiazol-5-yl)-pyrimidin-2-yl]-[4-(4-methyl-piperazin-1-yl)-phenyl]-amine (196). By reaction between 3-dimethylamino-1-(2-ethylamino-4-methyl-thiazol-5-yl)-propenone and N-[4-(4-methyl-piperazin-1-yl)-phenyl]-guanidine. Yellow solid. Anal. RP-HPLC: t_R = 8.34 min (10 – 70 % MeCN; purity 97 %). $^1\text{H-NMR}$ (DMSO- d_6) δ : 1.17 (m, 3H, CH₃), 2.21 (m, 7H, CH₃ and CH₂), 2.42 (s, 3H, CH₃), 3.04 (m, 4H, CH₂), 6.81 (d, 1H, J = 5.5 Hz, pyrimidinyl-H), 6.86 (d, 2H, J = 9.5 Hz, Ph-H), 7.59 (d, 1H, J = 9.5 Hz, Ph-H), 8.04 (m, 1H, NH), 8.26 (d, 1H, J = 5.5 Hz, pyrimidinyl-H), 9.14 (s, 1H, NH). MS (ESI⁺) m/z 410.02 (C₂₁H₂₇N₇S requires 409.55).

{4-Methyl-5-[2-(4-piperidin-1-yl-phenylamino)-pyrimidin-4-yl]-thiazol-2-yl}-methanol (197). By reaction between 3-dimethylamino-1-(2-hydroxymethyl-4-methyl-thiazol-5-yl)-propenone and N-(4-piperidin-1-yl-phenyl)-guanidine. Yellow solid. Mp 194-195 °C; Anal. RP-HPLC: t_R = 11.5 min (0 – 60 % MeCN; purity 100 %). $^1\text{H-NMR}$ (DMSO- d_6) δ :

118

1.48 – 1.53 (m, 2H, CH₂), 1.60 – 1.65 (m, 4H, CH₂), 2.63 (s, 3H, CH₃), 3.05 (t, 4H, *J* = 5.5 Hz, CH₂), 4.70 (d, 2H, *J* = 6.0 Hz, CH₂), 6.12 (t, 1H, *J* = 6.0 Hz, OH), 6.88 (d, 2H, *J* = 9.0 Hz, Ph-H), 7.01 (d, 1H, *J* = 5.0 Hz, pyrimidinyl-H), 7.58 (d, 2H, *J* = 9.0 Hz, Ph-H), 8.45 (d, 1H, *J* = 5.0 Hz, pyrimidinyl-H), 9.37 (s, 1H, NH). MS (ESI⁺) *m/z* 382.02 (C₂₀H₂₃N₅OS requires 381.50).

[4-(4-Methyl-2-pyridin-3-yl-thiazol-5-yl)-pyrimidin-2-yl]-(4-pyrrolidin-1-yl-phenyl)-amine (198). By reaction between 3-dimethylamino-1-(4-methyl-2-pyridin-3-yl-thiazol-5-yl)-propenone and N-(4-pyrrolidin-1-yl-phenyl)-guanidine. Yellow solid. Mp 212–214 °C; Anal. RP-HPLC: *t_R* = 12.9 min (0 – 60 % MeCN; purity 100 %). ¹H (DMSO-*d*₆) δ: 1.93 (m, 4H, CH₂), 2.74 (s, 3H, CH₃), 3.20 (t, 4H, *J* = 6.5 Hz, CH₂), 6.54 (d, 2H, *J* = 9.0 Hz, Ph-H), 7.05 (d, 1H, *J* = 5.0 Hz, pyrimidinyl-H), 7.53 (d, 2H, *J* = 8.5 Hz, Ph-H), 7.57 (m, 1H, Ar-H), 8.33 (d, 1H, *J* = 8.0 Hz, Ar-H), 8.47 (d, 1H, *J* = 5.0 Hz, pyrimidinyl-H), 8.70 (d, 1H, *J* = 4.5 Hz, Ar-H), 9.16 (s, 1H, Ar-H), 9.30 (br. s, 1H, NH). MS (ESI⁺) *m/z* 414.95 (C₂₃H₂₂N₆S requires 414.53).

[4-(2,4-Dimethyl-thiazol-5-yl)-pyrimidin-2-yl]-(4-pyrrolidin-1-yl-phenyl)-amine (199). By reaction between 3-dimethylamino-1-(2,4-dimethyl-thiazol-5-yl)-propenone and N-(4-pyrrolidin-1-yl-phenyl)-guanidine. Yellow solid. Mp 192 – 193 °C; Anal. RP-HPLC: *t_R* = 12.5 min (0 – 60 % MeCN; purity 100 %). ¹H (DMSO-*d*₆) δ: 1.93 – 1.96 (m, 4H, CH₂), 2.61 (s, 3H, CH₃), 2.64 (s, 3H, CH₃), 3.20 (t, 4H, *J* = 6.5 Hz, CH₂), 6.51 (d, 2H, *J* = 9.0 Hz, Ph-H), 6.94 (d, 1H, *J* = 5.0 Hz, pyrimidinyl-H), 7.51 (d, 2H, *J* = 9.0 Hz, Ph-H), 8.40 (d, 1H, *J* = 5.0 Hz, pyrimidinyl-H), 9.22 (s, 1H, NH). ¹³C-NMR (DMSO-*d*₆) δ: 18.56, 19.67, 25.60, 48.28, 107.92, 112.21, 121.94, 129.70, 131.70, 144.45, 152.32, 158.53, 159.60, 160.70, 166.80. MS (ESI⁺) *m/z* 350.95 (C₁₉H₂₁N₅S requires 351.47).

{5-[2-(3-Methoxy-4-morpholin-4-yl-phenylamino)-pyrimidin-4-yl]-4-methyl-thiazol-2-yl}-methanol (200). By reaction between 3-dimethylamino-1-(2-hydroxymethyl-4-methyl-thiazol-5-yl)-propenone and N-(3-methoxy-4-morpholin-4-yl-phenyl)-guanidine. Yellow solid. Mp 180 – 181 °C; Anal. RP-HPLC: *t_R* = 11.4 min (0 – 60 % MeCN; purity 100 %).

119

¹H (DMSO-d₆) δ: 2.63 (s, 3H, CH₃), 2.91 (t, 4H, *J* = 4.5 Hz, CH₂), 3.71 (t, 4H, *J* = 4.5 Hz, CH₂), 3.82 (s, 3H, CH₃), 4.70 (d, 2H, *J* = 6.0 Hz, CH₂), 6.14 (t, 1H, *J* = 6.0 Hz, OH), 6.82 (d, 1H, *J* = 8.5 Hz, Ph-H), 7.06 (d, 1H, *J* = 5.0 Hz, pyrimidinyl-H), 7.26 (d, 1H, *J* = 8.5 Hz, Ph-H), 7.53 (s, 1H, Ph-H), 8.49 (d, 1H, *J* = 5.0 Hz, pyrimidinyl-H), 9.49 (br. s, 1H, NH).
 5 MS (ESI⁺) *m/z* 413.93 (C₂₀H₂₃N₅O₃S requires 413.49).

[4-(2-Amino-4-methyl-thiazol-5-yl)-pyrimidin-2-yl]-(4-thiomorpholin-4-yl-phenyl)-amine (201). By reaction between N'-[5-(3-dimethylamino-acryloyl)-4-methyl-thiazol-2-yl]-N,N-dimethyl-formamidine and N-(4-thiomorpholin-4-yl-phenyl)-guanidine. Yellow solid. Mp
 10 180-182 °C; Anal. RP-HPLC: *t_R* = 10.4 min (0 – 60 % MeCN; purity 100 %). ¹H (DMSO-d₆) δ: 2.08 (s, 3H, CH₃), 2.69 (t, 4H, *J* = 5.0 Hz, CH₂), 3.38 (m, 4H, CH₂), 6.80 (d, 1H, *J* = 5.5 Hz, pyrimidine-H), 6.86 (d, 2H, *J* = 9.0 Hz, Ph-H), 7.45 (s, 2H, NH₂), 7.61 (d, 2H, *J* = 9.0 Hz, Ph-H), 8.26 (d, 1H, *J* = 5.5 Hz, pyrimidinyl-H), 9.18 (s, 1H, NH). MS (ESI⁺) *m/z* 385.43 (C₁₈H₂₀N₆S₂ requires 384.52).

15

[4-(2,4-Dimethyl-thiazol-5-yl)-pyrimidin-2-yl]-(4-thiomorpholin-4-yl-phenyl)-amine (202). By reaction between 3-dimethylamino-1-(2,4-dimethyl-thiazol-5-yl)-propenone and N-(4-thiomorpholin-4-yl-phenyl)-guanidine. Yellow solid. Mp 173-174 °C; Anal. RP-HPLC: *t_R* = 13.0 min (0 – 60 % MeCN; purity 100 %). ¹H (DMSO-d₆) δ: 2.62 (s, 3H, CH₃), 2.64 (s,
 20 3H, CH₃), 2.69 (t, 4H, *J* = 5.0 Hz, CH₂), 3.40 (t, 4H, *J* = 5.0 Hz, CH₂), 6.90 (d, 2H, *J* = 9.0 Hz, Ph-H), 7.00 (d, 1H, *J* = 5.0 Hz, pyrimidinyl-H), 7.61 (d, 2H, *J* = 9.0 Hz, Ph-H), 8.45 (d, 1H, *J* = 5.0 Hz, pyrimidinyl-H), 9.42 (s, 1H, NH). MS (ESI⁺) *m/z* 384.31 (C₁₉H₂₁N₅S₂ requires 383.54).

25 *[4-(2-Ethylamino-4-methyl-thiazol-5-yl)-pyrimidin-2-yl]-(4-thiomorpholin-4-yl-phenyl)-amine (203)*. By reaction between 3-dimethylamino-1-(2-ethylamino-4-methyl-thiazol-5-yl)-propenone and N-(4-thiomorpholin-4-yl-phenyl)-guanidine. Yellow solid. Mp 207-209 °C. Anal. RP-HPLC: *t_R* = 11.6 min (0 – 60 % MeCN; purity 100 %). ¹H (DMSO-d₆) δ: 1.17 (t, 3H, *J* = 7.5 Hz, CH₃), 2.45 (s, 3H, CH₃), 2.69 (t, 4H, *J* = 5.0 Hz, CH₂), 3.24 – 3.30
 30 (m, 2H, CH₂), 3.38 (t, 4H, *J* = 5.0 Hz, CH₂), 6.82 (d, 1H, *J* = 5.5 Hz, pyrimidinyl-H), 6.87

120

(d, 2H, $J = 9.0$ Hz, Ph-H), 7.61 (d, 1H, $J = 5.0$ Hz, Ph-H), 8.05 (t, 1H, $J = 5.0$ Hz, NH), 8.27 (d, 1H, $J = 5.0$ Hz, pyrimidinyl-H), 9.17 (bs, 1H, NH). MS (ESI⁺) m/z 413.37 (C₂₀H₂₄N₆S₂ requires 412.58).

5 [4-(4-Methyl-2-pyridin-3-yl-thiazol-5-yl)-pyrimidin-2-yl]-(4-thiomorpholin-4-yl-phenyl)-amine (204). By reaction between 3-dimethylamino-1-(4-methyl-2-pyridin-3-yl-thiazol-5-yl)-propenone and N-(4-thiomorpholin-4-yl-phenyl)-guanidine. Yellow solid. Mp 191-193 °C. Anal. RP-HPLC: $t_R = 13.4$ min (0 – 60 % MeCN; purity 100 %). ¹H (DMSO-d₆) δ : 2.70 (t, 4H, $J = 5.0$ Hz, CH₂), 2.76 (s, 3H, CH₃), 3.42 (t, 4H, $J = 5.0$ Hz, CH₂), 6.94 (d, 2H, $J = 9.0$ Hz, Ph-H), 7.12 (d, 1H, $J = 5.0$ Hz, pyrimidinyl-H), 7.56 – 7.59 (m, 1H, Ar-H), 7.64 (d, 2H, $J = 9.0$ Hz, Ph-H), 8.35 (d, $J = 8.0$ Hz, 1H, Ar-H), 8.52 (d, 1H, $J = 5.0$ Hz, pyrimidinyl-H), 8.71 (d, 1H, $J = 4.5$ Hz, Ar-H), 9.18 (s, 1H, Ar-H). MS (ESI⁺) m/z 447.36 (C₂₃H₂₂N₆S₂ requires 446.59).

15 [4-(2,4-Dimethyl-thiazol-5-yl)-pyrimidin-2-yl]-(3-methyl-4-piperidin-1-yl-phenyl)-amine (205). By reaction between 3-dimethylamino-1-(2,4-dimethyl-thiazol-5-yl)-propenone and N-(3-methyl-4-piperidin-1-yl-phenyl)-guanidine. Yellow solid. Mp 159-160 °C. Anal. RP-HPLC: $t_R = 12.8$ min (0 – 60 % MeCN; purity 100 %). ¹H (DMSO-d₆) δ : 1.52 (m, 2H, CH₂), 1.64 (m, 4H, CH₂), 2.24 (s, 3H, CH₃), 2.64 (s, 3H, CH₃), 2.74 (t, 4H, $J = 4.5$ Hz, CH₂), 6.95 (d, 1H, $J = 8.5$ Hz, Ph-H), 7.01 (d, 1H, $J = 5.0$ Hz, pyrimidinyl-H), 7.51 (d, 1H, $J = 8.5$ Hz, Ph-H), 7.56 (s, 1H, Ph-H), 8.46 (d, 1H, $J = 5.0$ Hz, pyrimidinyl-H), 9.42 (s, 1H, NH). MS (ESI⁺) m/z 380.34 (C₂₁H₂₅N₅S requires 379.52).

25 [4-(2-Amino-4-methyl-thiazol-5-yl)-pyrimidin-2-yl]-(3-methyl-4-piperidin-1-yl-phenyl)-amine (206). By reaction between N'-[5-(3-dimethylamino-acryloyl)-4-methyl-thiazol-2-yl]-N,N-dimethyl-formamidine and N-(3-methyl-4-piperidin-1-yl-phenyl)-guanidine. Yellow solid. Mp 221-223 °C. Anal. RP-HPLC: $t_R = 10.4$ min (0 – 60 % MeCN; purity 100 %). ¹H (DMSO-d₆) δ : 1.51 (m, 2H, CH₂), 1.65 (m, 4H, CH₂), 2.39 (s, 3H, CH₃), 2.43 (s, 3H, CH₃), 2.74 (t, 4H, $J = 5.0$ Hz, CH₂), 6.82 (d, 1H, $J = 5.5$ Hz, pyrimidinyl-H), 6.91 (d, 1H, $J = 8.5$ Hz, Ph-H), 7.47 (br. s, 2H, NH₂), 7.51 (d, 1H, $J = 8.5$ Hz, Ph-H), 7.56 (s, 1H,

121

Ph-H), 8.28 (d, 1H, $J = 5.0$ Hz, pyrimidinyl-H), 9.18 (s, 1H, NH). MS (ESI⁺) m/z 381.37 (C₂₀H₂₄N₆S requires 380.51).

5 *[4-(2-Ethylamino-4-methyl-thiazol-5-yl)-pyrimidin-2-yl]-(3-methyl-4-piperidin-1-yl-phenyl)-amine (207)*. By reaction between 3-dimethylamino-1-(2-ethylamino-4-methyl-thiazol-5-yl)-propenone and 5-guanidino-2-morpholin-4-yl-benzamide. and N-(3-methyl-4-piperidin-1-yl-phenyl)-guanidine. Yellow solid. Mp 213-214 °C. Anal. RP-HPLC: $t_R = 11.2$ min (0 – 60 % MeCN; purity 100 %). ¹H (DMSO-d₆) δ : 1.18 (t, 3H, $J = 7.0$ Hz, CH₃), 1.52 (m, 2H, CH₂), 1.64 (m, 4H, CH₂), 2.24 (s, 3H, CH₃),
10 2.45 (s, 3H, CH₃), 2.74 (t, 4H, $J = 5.0$ Hz, CH₂), 3.24 – 3.29 (m, 2H, CH₂), 6.83 (d, 1H, $J = 5.5$ Hz, pyrimidinyl-H), 6.92 (d, 1H, $J = 9.0$ Hz, Ph-H), 7.45 (d, 1H, $J = 8.5$ Hz, Ph-H), 7.65 (s, 1H, Ph-H), 8.08 (t, 1H, $J = 5.0$ Hz, NH), 8.28 (d, 1H, $J = 5.5$ Hz, pyrimidinyl-H), 9.19 (br. s, 1H, NH). MS (ESI⁺) m/z 408.56 (C₂₂H₂₈N₆S requires 408.56).

15 *(3-Methyl-4-piperidin-1-yl-phenyl)-[4-(4-methyl-2-pyridin-3-yl-thiazol-5-yl)-pyrimidin-2-yl]-amine (208)*. By reaction between 3-dimethylamino-1-(4-methyl-2-pyridin-3-yl-thiazol-5-yl)-propenone and N-(3-methyl-4-piperidin-1-yl-phenyl)-guanidine. Yellow solid. Mp 200-201 °C; Anal. RP-HPLC: $t_R = 13.3$ min (0 – 60 % MeCN; purity 100 %). ¹H (DMSO-d₆) δ : 1.51 (m, 2H, CH₂), 1.64 (m, 4H, CH₂), 2.27 (s, 3H, CH₃), 2.50 (s, 3H, CH₃),
20 2.75 (t, 4H, $J = 4.5$ Hz, CH₂), 6.98 (d, 1H, $J = 8.5$ Hz, Ph-H), 7.12 (d, 1H, $J = 5.0$ Hz, pyrimidinyl-H), 7.50 (d, 1H, $J = 8.5$ Hz, Ph-H), 7.57 (m, 1H, Ar-H), 7.63 (s, 1H, Ph-H), 8.32 (d, 1H, $J = 8.0$ Hz, Ar-H), 8.70 (d, 1H, $J = 5.0$ Hz, Ar-H), and 9.15 (s, 1H, Ar-H). MS (ESI⁺) m/z 443.39 (C₂₅H₂₆N₆S requires 442.58).

25 *{4-Methyl-5-[2-(3-methyl-4-piperidin-1-yl-phenylamino)-pyrimidin-4-yl]-thiazol-2-yl}-methanol (209)*. By reaction between 3-dimethylamino-1-(2-hydroxymethyl-4-methyl-thiazol-5-yl)-propenone and N-(3-methyl-4-piperidin-1-yl-phenyl)-guanidine. Yellow solid. Mp 142-144 °C. Anal. RP-HPLC: $t_R = 11.9$ min (0 – 60 % MeCN; purity 100 %). ¹H (DMSO-d₆) δ : 1.51 (m, 2H, CH₂), 1.65 (m, 4H, CH₂), 2.24 (s, 3H, CH₃), 2.64 (s, 3H, CH₃),
30 2.75 (t, 4H, $J = 5.0$ Hz, CH₂), 4.71 (d, 2H, $J = 6.0$ Hz, CH₂), 6.13 (t, 1H, $J = 6.0$ Hz, OH),

122

6.94 (d, 1H, $J = 8.5$ Hz, Ph-H), 7.04 (d, 1H, $J = 5.0$ Hz, pyrimidinyl-H), 7.49 (d, 1H, $J = 8.5$ Hz, Ph-H), 7.61 (s, 1H, Ph-H), 8.47 (d, 1H, $J = 5.0$ Hz, pyrimidinyl-H), 9.43 (br. s, 1H, NH).

- 5 *5-[4-(2,4-Dimethyl-thiazol-5-yl)-pyrimidin-2-ylamino]-2-morpholin-4-yl-benzamide (210)*. By reaction between 3-dimethylamino-1-(2,4-dimethyl-thiazol-5-yl)-propanone and 5-guanidino-2-morpholin-4-yl-benzamide. Yellow solid. Anal. RP-HPLC: $t_R = 13.8$ min (0 – 60 % MeCN; purity > 95 %). ^1H (DMSO- d_6) δ : 2.59 (s, 3H, CH₃), 2.61 (s, 3H, CH₃), 2.86 (m, 4H, CH₂), 3.70 (m, 4H, CH₂), 7.03 (d, 1H, $J = 5.4$ Hz, pyrimidinyl-H), 7.18, (d, 1H, $J = 8.8$ Hz, Ph-H), 7.45 (s, 1H, Ph-H), 7.87 (dd, 1H, $J = 8.8, 2.9$ Hz, Ph-H), 8.07 (d, 1H, $J = 2.9$ Hz, Ph-H), 8.46 (d, 1H, $J = 5.4$ Hz, pyrimidinyl-H), 8.66 (s, 1H, NH), 9.64 (1H, s, NH). MS (ESI⁺) m/z 411.27 (C₂₀H₂₂N₆O₂S requires 410.49).
- 10

- 5-[4-(2-Amino-4-methyl-thiazol-5-yl)-pyrimidin-2-ylamino]-2-morpholin-4-yl-benzamide (211)*. By reaction between N'-[5-(3-dimethylamino-acryloyl)-4-methyl-thiazol-2-yl]-N,N-dimethyl-formamidine and 5-guanidino-2-morpholin-4-yl-benzamide. Yellow solid. Anal. RP-HPLC: $t_R = 12.1$ min (0 – 60 % MeCN; purity > 95 %). ^1H (DMSO- d_6) δ : 2.40 (s, 3H, CH₃), 2.84 (m, 4H, CH₂), 3.70 (m, 4H, CH₂), 6.80 (d, 1H, $J = 5.4$ Hz, pyrimidinyl-H), 7.11 (d, 1H, $J = 8.8$ Hz, Ph-H), 7.42 (s, 1H, NH), 7.43 (s, 2H, NH₂), 7.94 (dd, 1H, $J = 8.8, 2.9$ Hz, Ph-H), 7.96 (d, 1H, $J = 2.9$ Hz, Ph-H), 8.26 (d, 1H, $J = 5.4$ Hz, pyrimidinyl-H), 8.67 (s, 1H, NH), 9.40 (s, 1H, NH). MS (ESI⁺) m/z 412.22 (C₁₉H₂₁N₇O₂S requires 411.48).
- 15
- 20

- 5-[4-(2-Ethylamino-4-methyl-thiazol-5-yl)-pyrimidin-2-ylamino]-2-morpholin-4-yl-benzamide (212)*. By reaction between 3-dimethylamino-1-(2-ethylamino-4-methyl-thiazol-5-yl)-propanone and 5-guanidino-2-morpholin-4-yl-benzamide. Yellow solid. Anal. RP-HPLC: $t_R = 12.1$ min (0 – 60 % MeCN; purity > 95 %). ^1H (DMSO- d_6) δ : 1.13 (t, 3H, $J = 7.3$ Hz, CH₃), 2.42 (s, 3H, CH₃), 2.85 (m, 4H, CH₂), 3.22 (q, 2H, $J = 7.3$ Hz, CH₂), 3.69 (m, 4H, CH₂), 6.82 (d, 1H, $J = 5.4$ Hz, pyrimidinyl-H), 7.12 (d, 1H, $J = 8.8$ Hz, Ph-H), 7.41 (s, 1H, NH), 7.87 (dd, 1H, $J = 8.8, 2.9$ Hz, Ph-H), 8.02 (d, 1H, $J = 2.9$, Ph-H),
- 25

123

8.04 (s, 1H, NH), 8.27 (d, 1H, $J = 5.4$ Hz, pyrimidinyl-H), 8.64 (s, 1H, NH), 9.39 (s, 1H, NH). MS (ESI⁺) m/z 440.31 (C₂₁H₂₅N₇O₂S requires 439.54).

Cyclopropyl-(4-{4-[4-(2,4-dimethyl-thiazol-5-yl)-pyrimidin-2-ylamino]-phenyl}-piperazin-1-yl)-methanone (213). By reaction between 3-dimethylamino-1-(2,4-dimethyl-thiazol-5-yl)-propenone and N-[4-(4-cyclopropanecarbonyl-piperazin-1-yl)-phenyl]-guanidine. Yellow solid. Anal. RP-HPLC: $t_R = 11.6$ min (10 – 70 % MeCN; purity 99 %). ¹H-NMR (DMSO-d₆) δ : 0.70 (m, 4H, CH₂), 1.99 (m, 1H, CH), 2.58 (s, 3H, CH₃), 2.61 (s, 3H, CH₃), 2.99 (m, 2H, CH₂), 3.08 (m, 2H, CH₂), 3.58 (m, 2H, CH₂), 3.78 (m, 2H, CH₂), 6.90 (t, 2H, $J = 9.0$ Hz, Ph-H), 6.96 (d, 1H, $J = 5.0$ Hz, pyrimidinyl-H), 7.58 (d, 2H, $J = 8.5$ Hz, Ph-H), 8.41 (d, 1H, $J = 5.5$ Hz, pyrimidinyl-H), 9.39 (s, 1H, NH). MS (ESI⁺) m/z 435.36 (C₂₃H₂₆N₆OS requires 434.56).

[4-(2,4-Dimethyl-thiazol-5-yl)-pyrimidin-2-yl]-(4-methyl-3-morpholin-4-yl-phenyl)-amine (214). By reaction between 3-dimethylamino-1-(2,4-dimethyl-thiazol-5-yl)-propenone and N-(4-methyl-3-morpholin-4-yl-phenyl)-guanidine. Yellow solid. Anal. RP-HPLC: $t_R = 15.7$ min (10 – 70 % MeCN; purity 94 %). ¹H-NMR (DMSO-d₆) δ : 2.16 (s, 3H, CH₃), 2.59 (s, 3H, CH₃), 2.61 (s, 3H, CH₃), 2.82 (t, 4H, $J = 4.0$ Hz, CH₂), 3.71 (t, 4H, $J = 4.0$ Hz, CH₂), 7.01 (d, 1H, $J = 5.5$ Hz, pyrimidinyl-H), 7.04 (d, 1H, $J = 8.0$ Hz, Ph-H), 7.34 (dd, 1H, $J = 2.0, 8.5$ Hz, Ph-H), 7.47 (s, 1H, NH), 8.46 (d, 1H, $J = 5.5$ Hz, pyrimidinyl-H), 9.47 (s, 1H, NH). MS (ESI⁺) m/z 382.35 (C₂₀H₂₃N₅OS requires 381.50).

[4-(2,4-Dimethyl-thiazol-5-yl)-pyrimidin-2-yl]-(4-methoxy-3-morpholin-4-ylmethyl-phenyl)-amine (215). By reaction between 3-dimethylamino-1-(2,4-dimethyl-thiazol-5-yl)-propenone and N-(4-methoxy-3-morpholin-4-ylmethyl-phenyl)-guanidine. Yellow solid. Anal. RP-HPLC: $t_R = 15.9$ min (10 – 70 % MeCN; purity 94 %). ¹H-NMR (DMSO-d₆) δ : 2.36 (m, 4H, CH₂), 2.59 (s, 3H, CH₃), 2.60 (s, 3H, CH₃), 3.41 (s, 2H, CH₂), 3.53 (t, 4H, $J = 4.0$ Hz, CH₂), 3.72 (s, 3H, CH₃), 6.89 (d, 1H, $J = 9.0$ Hz, Ph-H), 6.96 (d, 1H, $J = 5.5$ Hz, pyrimidinyl-H), 7.58 (dd, 1H, $J = 2.5, 9.0$ Hz, Ph-H), 7.65 (d, 1H, $J = 2.5$ Hz, Ph-H), 8.42

124

(d, 1H, $J = 5.0$ Hz, pyrimidinyl-H), 9.40 (s, 1H, NH). MS (ESI⁺) m/z 412.24 (C₂₁H₂₅N₅O₂S requires 411.52).

{5-[2-(3-Methoxy-4-piperidin-1-yl-phenylamino)-pyrimidin-4-yl]-4-methyl-thiazol-2-yl}-
 5 *methanol (216)*. By reaction between 3-dimethylamino-1-(2-hydroxymethyl-4-methyl-thiazol-5-yl)-propanone and N-(3-methoxy-4-piperidin-1-yl-phenyl)-guanidine. Yellow solid. Anal. RP-HPLC: $t_R = 12.3$ min (0 – 60 % MeCN; purity 100 %). ¹H-NMR (DMSO-d₆) δ : 1.57 (m, 2H, CH₂), 1.74 (m, 4H, CH₂), 2.68 (s, 3H, CH₃), 2.92 (m, 4H, CH₂), 3.94 (s, 3H, CH₃), 4.80 (s, 2H, CH₂), 6.96 (d, $J = 8.5$ Hz, 1H, Ph-H), 7.05 (d, 1H, $J = 5.0$ Hz, pyrimidinyl-H), 7.14 (d, 1H, $J = 8.5$ Hz, Ph-H), 7.54 (s, 1H, Ph-H), 8.42 (d, 1H, $J = 5.0$ Hz, pyrimidinyl-H). MS (ESI⁺) m/z 412.43 (C₂₁H₂₅N₅O₂S requires 411.52).

{4-Methyl-5-[2-(3-methyl-4-morpholin-4-yl-phenylamino)-pyrimidin-4-yl]-thiazol-2-yl}-
 15 *methanol (217)*. By reaction between 3-dimethylamino-1-(2-hydroxymethyl-4-methyl-thiazol-5-yl)-propanone and N-(3-methyl-4-morpholin-4-yl-phenyl)-guanidine. Yellow solid. Mp 93-94 °C. Anal. RP-HPLC: $t_R = 13.0$ min (0 – 60 % MeCN; purity 100 %). ¹H-NMR (DMSO-d₆) δ : 2.23 (s, 3H, CH₃), 2.60 (s, 3H, CH₃), 2.75 (t, 4H, $J = 4.5$ Hz, CH₂), 3.68 (t, 4H, $J = 4.5$ Hz, CH₂), 4.67 (d, 2H, $J = 6.0$ Hz, CH₂), 6.10 (t, 1H, $J = 6.0$ Hz, OH), 6.94 (d, 1H, $J = 8.5$ Hz, Ph-H), 7.01 (d, 1H, $J = 5.0$ Hz, pyrimidinyl-H), 7.49 (d, 1H, $J = 9.0$ Hz, Ph-H), 7.60 (s, 1H, Ph-H), 8.44 (d, 1H, $J = 5.0$ Hz, pyrimidinyl-H), 9.43 (br. s, 1H, NH). ¹³C-NMR (DMSO-d₆) δ : 18.34, 18.71, 52.89, 61.73, 67.35, 108.68, 118.03, 119.55, 122.50, 131.40, 132.66, 136.34, 146.18, 152.64, 158.63, 159.68, 160.39, 175.36. MS (ESI⁺) m/z 398.38 (C₂₀H₂₃N₅O₂S requires 397.50).

25 *[4-(2-Amino-4-methyl-thiazol-5-yl)-pyrimidin-2-yl]-(3-methyl-4-morpholin-4-yl-phenyl)-amine (218)*. By reaction between N'-[5-(3-dimethylamino-acryloyl)-4-methyl-thiazol-2-yl]-N,N-dimethyl-formamidine and N-(3-methyl-4-morpholin-4-yl-phenyl)-guanidine. Yellow solid. Mp 256-257 °C. Anal. RP-HPLC: $t_R = 11.4$ min (0 – 60 % MeCN; purity 100 %). ¹H-NMR (DMSO-d₆) δ : 2.23 (s, 3H, CH₃), 2.39 (s, 3H, CH₃), 2.75 (t, 4H, $J = 4.5$ Hz, CH₂), 3.69 (t, 4H, $J = 4.5$ Hz, CH₂), 6.79 (d, 1H, $J = 5.0$ Hz, pyrimidinyl-H), 6.91 (d, 1H, J

30

125

= 8.5 Hz, Ph-H), 7.44 (br. s, 2H, NH₂), 7.51 (d, 1H, *J* = 9.0 Hz, Ph-H), 8.24 (d, 1H, *J* = 5.5 Hz, pyrimidinyl-H), 9.18 (br. s, 1H, NH). ¹³C-NMR (DMSO-d₆) δ: 18.35, 19.07, 49.26, 52.94, 67.37, 107.14, 112.50, 117.71, 118.88, 119.46, 122.21, 132.61, 136.74, 145.81, 152.49, 158.25, 159.24, 160.18, 169.43. MS (ESI⁺) *m/z* 383.44 (C₁₉H₂₂N₆OS requires 382.48).

[4-(2-Ethylamino-4-methyl-thiazol-5-yl)-pyrimidin-2-yl]-(3-methyl-4-morpholin-4-yl-phenyl)-amine (219). By reaction between 3-dimethylamino-1-(2-ethylamino-4-methyl-thiazol-5-yl)-propenone and N-(3-methyl-4-morpholin-4-yl-phenyl)-guanidine. Yellow solid. Mp 213-214 °C. Anal. RP-HPLC: *t_R* = 13.0 min (0 – 60 % MeCN; purity 100 %). ¹H-NMR (DMSO-d₆) δ: 1.13 (m, 3H, CH₃), 2.23 (s, 3H, CH₃), 2.74 (t, 4H, *J* = 4.5 Hz, CH₂), 3.24 (m, 2H, CH₂), 3.68 (t, 4H, *J* = 4.5 Hz, CH₂), 6.80 (d, 1H, *J* = 5.0 Hz, pyrimidinyl-H), 6.91 (d, 1H, *J* = 8.5 Hz, Ph-H), 7.44 (d, 1H, *J* = 8.5 Hz, Ph-H), 7.64 (s, 1H, Ph-H), 8.05 (t, 1H, *J* = 5.0 Hz, NH), 8.24 (d, 1H, *J* = 5.0 Hz, pyrimidinyl-H), 9.19 (br. s, 1H, NH). ¹³C-NMR (DMSO-d₆) δ: 14.90, 18.33, 19.28, 52.93, 60.41, 67.37, 106.96, 117.74, 118.48, 119.48, 122.17, 132.55, 136.75, 145.79, 152.73, 158.23, 160.15, 169.01, 170.99. MS (ESI⁺) *m/z* 411.47 (C₂₁H₂₆N₆OS requires 410.54).

[4-(2,4-Dimethyl-thiazol-5-yl)-pyrimidin-2-yl]-(3-methyl-4-morpholin-4-yl-phenyl)-amine (220). By reaction between 3-dimethylamino-1-(2,4-dimethyl-thiazol-5-yl)-propenone and N-(3-methyl-4-morpholin-4-yl-phenyl)-guanidine. Yellow solid. Mp. 164-166 °C. Anal. RP-HPLC: *t_R* = 15.1 min (0 – 60 % MeCN; purity 100 %). ¹H-NMR (DMSO-d₆) δ: 2.23 (s, 3H, CH₃), 2.59 (s, 3H, CH₃), 2.61 (s, 3H, CH₃), 2.76 (t, 4H, *J* = 4.5 Hz, CH₂), 3.69 (t, 4H, *J* = 4.5 Hz, CH₂), 6.95 (d, 1H, *J* = 9.0 Hz, Ph-H), 6.99 (d, 1H, *J* = 5.0 Hz, pyrimidinyl-H), 7.51 (d, 1H, *J* = 8.5 Hz, Ph-H), 7.56 (s, 1H, Ph-H), 8.43 (d, 1H, *J* = 5.0 Hz, pyrimidinyl-H), 9.43 (br. s, 1H, NH). ¹³C-NMR (DMSO-d₆) δ: 18.34, 18.53, 19.63, 52.89, 67.31, 108.60, 118.01, 119.58, 122.45, 131.55, 132.61, 136.31, 146.17, 152.53, 158.46, 159.65, 160.37, 166.95. MS (ESI⁺) *m/z* 382.41 (C₂₀H₂₃N₅OS requires 381.50).

Example 3

Kinase assays. The compounds of the invention above were investigated for their ability to inhibit the enzymatic activity of various protein kinases (Table 2). This was achieved by measurement of incorporation of radioactive phosphate from ATP into appropriate polypeptide substrates. Recombinant protein kinases and kinase complexes were produced or obtained commercially. Assays were performed using 96-well plates and appropriate assay buffers (typically 25 mM β -glycerophosphate, 20 mM MOPS, 5 mM EGTA, 1 mM DTT, 1 mM Na_3VO_3 , pH 7.4), into which were added 2 - 4 μg of active enzyme with appropriate substrates. The reactions were initiated by addition of Mg/ATP mix (15 mM MgCl_2 + 100 μM ATP with 30-50 kBq per well of $[\gamma\text{-}^{32}\text{P}]\text{-ATP}$) and mixtures incubated as required at 30 °C. Reactions were stopped on ice, followed by filtration through p81 filterplates or GF/C filterplates (Whatman Polyfiltronics, Kent, UK). After washing 3 times with 75 mM aq orthophosphoric acid, plates were dried, scintillant added and incorporated radioactivity measured in a scintillation counter (TopCount, Packard Instruments, Pangbourne, Berks, UK). Compounds for kinase assay were made up as 10 mM stocks in DMSO and diluted into 10 % DMSO in assay buffer. Data was analysed using curve-fitting software (GraphPad Prism version 3.00 for Windows, GraphPad Software, San Diego California USA) to determine IC_{50} values (concentration of test compound which inhibits kinase activity by 50 %).

20

CDK 7 and 9 assays. CTD peptide substrate (biotinyl-Ahx-(Tyr-Ser-Pro-Thr-Ser-Pro-Ser) $_4$ -NH $_2$; 1 – 2 mg/mL) and recombinant human CDK7/cyclin H, CDK9/cyclin T1, or CDK9/cyclin K (0.5 – 2 μg) were incubated for 45 min at 30 °C in the presence of varying amounts of test compound in 20 mM MOPS pH 7.2, 25mM β -glycerophosphate, 5 mM EGTA, 1 mM DTT, 1mM sodium vanadate, 15 mM MgCl_2 , and 100 μM ATP (containing a trace amount of $^{32}\text{P}\gamma\text{ATP}$) in a total volume of 25 μL in a 96-well microtiter plate. The reaction was stopped by placing the plate on ice for 2 min. Avidin (50 μg) was added to each well, and the plate was incubated at room temp for 30 min. The samples were transferred to a 96-well P81 filter plate, and washed (4 x 200 μL per well) with 75 mM

25

phosphoric acid. Microscint 40 scintillation liquid (50 μ L) was added to each well, and the amount of 32 P incorporation for each sample was measured using a Packard Topcount microplate scintillation counter.

- 5 *Aurora-A (human) kinase assay.* This was achieved by measurement of incorporation of radioactive phosphate from ATP into Kemptide substrate (LRRASLG), upon phosphorylation by commercially obtained aurora-A kinase. Assays were performed using 96-well plates and appropriate assay buffers (8 mM MOPS, 0.2 mM EDTA, pH 7.0), into which were added 5 – 10 ng of active enzyme with 200 μ M substrate (Kemptide). The
- 10 reactions were initiated by addition of Mg/ATP mix (10 mM MgAcetate + 15 μ M ATP with 30-50 kBq per well of [γ - 33 P]-ATP) and mixtures incubated for 40 min at room temperature. Reactions were stopped by addition of 3% phosphoric acid, followed by filtration through p81 filterplates (Whatman Polyfiltronics, Kent, UK). After washing 5 times with 75 mM aq orthophosphoric acid and once in methanol, plates were dried,
- 15 scintillant added and incorporated radioactivity measured in a scintillation counter (TopCount, Packard Instruments, Pangbourne, Berks, UK). Compounds for kinase assay were made up as 10 mM stocks in DMSO and diluted into 10 % DMSO in assay buffer. Data was analysed using curve-fitting software (XLfit version 2.0.9, IDBS, Guildford, Surrey, UK) to determine IC₅₀ values (concentration of test compound which inhibits
- 20 kinase activity by 50 %).

Example 4

- MTT cytotoxicity assay.* The compounds of the invention were subjected to a standard cellular proliferation assay using human tumour cell lines obtained from the ATCC
- 25 (American Type Culture Collection, 10801 University Boulevard, Manassas, VA 20110-2209, USA). Standard 72-h MTT (thiazolyl blue; 3-[4,5-dimethylthiazol-2-yl]-2,5-diphenyltetrazolium bromide) assays were performed (Haselsberger, K.; Peterson, D. C.; Thomas, D. G.; Darling, J. L. *Anti Cancer Drugs* 1996, 7, 331-8; Loveland, B. E.; Johns, T. G.; Mackay, I. R.; Vaillant, F.; Wang, Z. X.; Hertzog, P. J. *Biochemistry International*
- 30 1992, 27, 501-10). In short: cells were seeded into 96-well plates according to doubling

128

time and incubated overnight at 37 °C. Test compounds were made up in DMSO and a 1/3 dilution series prepared in 100 µL cell media, added to cells (in triplicates) and incubated for 72 ho at 37 °C. MTT was made up as a stock of 5 mg/mL in cell media and filter-sterilised. Media was removed from cells followed by a wash with 200 µL PBS. MTT solution was then added at 20 µL per well and incubated in the dark at 37 °C for 4 h. MTT solution was removed and cells again washed with 200 µL PBS. MTT dye was solubilised with 200 µL per well of DMSO with agitation. Absorbance was read at 540 nm and data analysed using curve-fitting software (GraphPad Prism version 3.00 for Windows, GraphPad Software, San Diego California USA) to determine IC₅₀ values (concentration of test compound which inhibits cell growth by 50 %).

Example 5

Anti-HIV efficacy evaluation in fresh human PBMCs

Representative compounds of the present invention were tested for antiviral activity against HIV-1 in human peripheral blood mononuclear cells (PBMCs) using the clinical paediatric HIV strain RoJo or WeJo. PBMCs were cultured under conditions which promote cell survival and HIV replication. Antiviral activity was tested for from 6 – 9 log₁₀ serial dilutions of a 100 µM compound stock solution in DMSO. The following parameters were derived: IC₅₀ and IC₉₀ (concentrations inhibiting virus replication by 50 and 90 %, respectively, TC₅₀ (concentration decreasing cell viability by 50 %), and TI (therapeutic index: TC₅₀ / IC₅₀).

Fresh PBMCs, seronegative for HIV and HBV, were isolated from screened donors (Interstate Blood Bank, Inc. Memphis, TN). Cells were pelleted / washed 2-3 times by low speed centrifugation and re-suspension in PBS to remove contaminating platelets. The Leukophoresed blood was then diluted with Dulbecco's Phosphate Buffered Saline (DPBS) and layered over Lymphocyte Separation Medium (LSM; Cellgro® by Mediatech, Inc.; density 1.078 ± 0.002 g/mL; Cat.# 85-072-CL) in a 50 mL centrifuge tube and then centrifuged. Banded PBMCs were gently aspirated from the resulting interface and subsequently washed with PBS by low speed centrifugation. After the final wash, cells

129

were enumerated by trypan blue exclusion and re-suspended in RPMI 1640 supplemented with fetal bovine serum (FBS), and L-glutamine, Phytohemagglutinin (PHA-P, Sigma). The cells were allowed to incubate at 37 °C. After incubation, PBMCs were centrifuged and resuspended in RPMI 1640 with FBS, L-glutamine, penicillin, streptomycin,
5 gentamycin, and recombinant human IL-2 (R&D Systems, Inc). IL-2 is included in the culture medium to maintain the cell division initiated by the PHA mitogenic stimulation. PBMCs were maintained in this with bi-weekly medium changes until used in the assay protocol. Cells were kept in culture for a maximum of two weeks before being deemed too old for use in assays and discarded. Monocytes were depleted from the culture as the result
10 of adherence to the tissue culture flask.

For the standard PBMC assay, PHA-P stimulated cells from at least two normal donors were pooled, diluted and plated in the interior wells of a 96-well round bottom microplate. Pooling of mononuclear cells from more than one donor was used to minimise the
15 variability observed between individual donors, which results from quantitative and qualitative differences in HIV infection and overall response to the PHA and IL-2 of primary lymphocyte populations. Each plate contained virus/cell control wells (cells plus virus), experimental wells (drug plus cells plus virus) and compound control wells (drug plus media without cells, necessary for MTS monitoring of cytotoxicity). Since HIV-1 is
20 not cytopathic to PBMCs, this allows the use of the same assay plate for both antiviral activity and cytotoxicity measurements. Test drug dilutions were prepared in microtiter tubes and each concentration was placed in appropriate wells using the standard format. A predetermined dilution of virus stock was placed in each test well (final MOI \cong 0.1). The PBMC cultures were maintained for seven days following infection at 37 °C, 5 % CO₂.
25 After this period, cell-free supernatant samples were collected for analysis of reverse transcriptase activity and/or HIV p24 content. Following removal of supernatant samples, compound cytotoxicity was measured by addition of MTS to the plates for determination of cell viability. Wells were also examined microscopically and any abnormalities were noted.

30

130

Reverse transcriptase activity assay: A microtiter plate-based reverse transcriptase (RT) reaction was utilised (Buckheit et al., AIDS Research and Human Retroviruses 7:295-302, 1991). Tritiated thymidine triphosphate (^3H -TTP, 80 Ci/mmol, NEN) was received in 1:1 dH_2O :Ethanol at 1 mCi/mL. Poly rA:oligo dT template:primer (Pharmacia) was prepared as a stock solution, followed by aliquoting and storage at -20°C . The RT reaction buffer was prepared fresh on a daily basis. The final reaction mixture was prepared by combining ^3H -TTP, dH_2O , poly rA:oligo dT stock and reaction buffer. This reaction mixture was placed in a round bottom microtiter plate and supernatant containing virus was added and mixed. The plate was incubated at 37°C for 60 minutes. Following incubation, the reaction volume was spotted onto DE81 filter-mats (Wallac), in a sodium phosphate buffer or 2X SSC (Life Technologies). Next they were washed in distilled water, in 70 % ethanol, and then dried. Incorporated radioactivity (counts per minute, CPM) was quantified using standard liquid scintillation techniques.

15 Example 6

The kinase selectivity profiles of selected example compounds were determined, essentially as described (Bain, J.; McLauchlan, H.; Elliott, M.; Cohen, P. Biochemical Journal, 2003, 371, 199.); the results are shown in Tables 3 & 4. For the assays shown in Table 3, the kinases were assayed at the following ATP concentrations: SAPK4, PKB Δph , GSK3b, SAPK3, CK2, MKK1, PIM2, IKKB, ERK8, and PRK2 at $5\ \mu\text{M}$; JNK, PRAK, ROCK-II, SAPK2b, CDK2, CHK1, MSK1, CSK, P70S6K, PKA, CK1, MAPKAP-K2, SGK, PKCa, PDK1, NEK 7, and MAPKAP-K3 at $20\ \mu\text{M}$; SAPK2a, LCK, AMPK, MAPK2, DYRK1a, MAPKAP-K1a, NEK-6, NEK2a, PBK, CAMK-1, SRPK-1, JNK3, MNK2, RSK2, MNK1, PKBB, and SmMLCK at $50\ \mu\text{M}$. For the assays in Table 4 the ATP concentration was $100\ \mu\text{M}$ throughout.

25

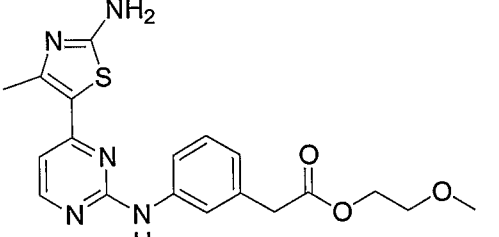
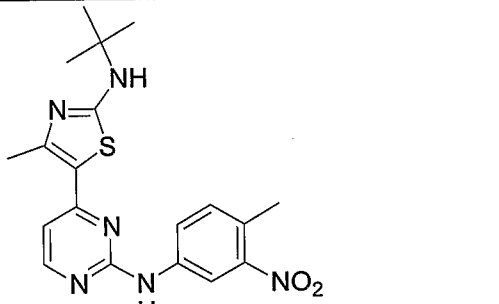
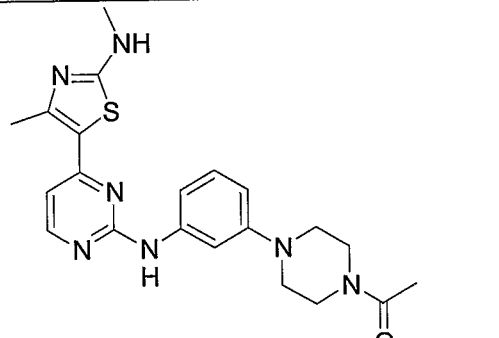
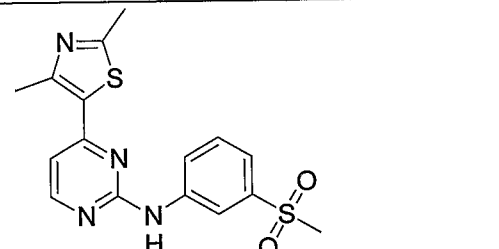
Various modifications and variations of the described aspects of the invention will be apparent to those skilled in the art without departing from the scope and spirit of the invention. Although the invention has been described in connection with specific preferred embodiments, it should be understood that the invention as claimed should not be unduly limited to such specific embodiments. Indeed, various modifications of the described

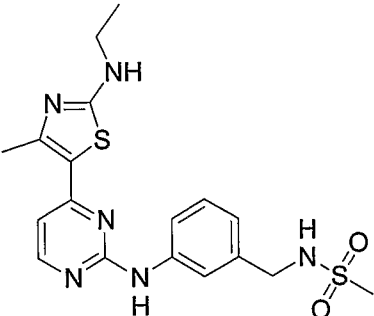
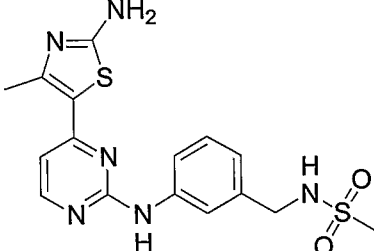
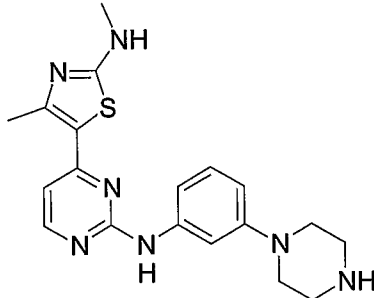
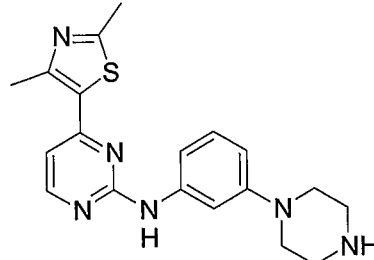
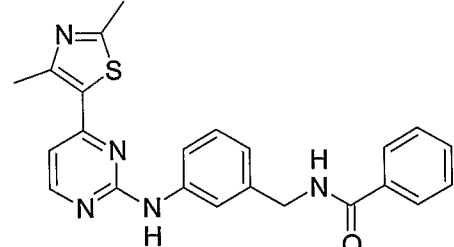
30

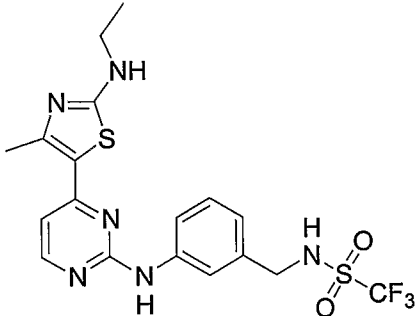
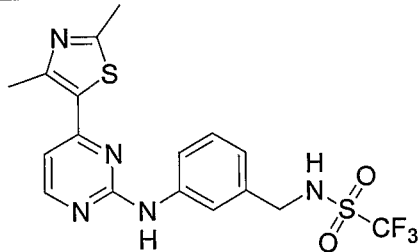
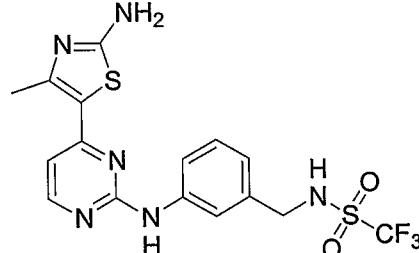
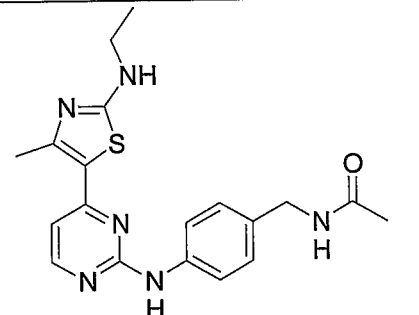
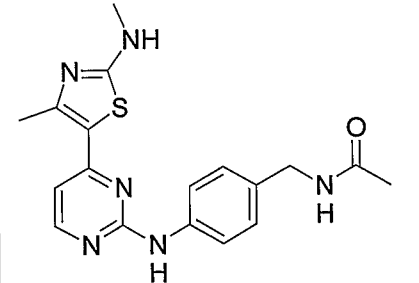
131

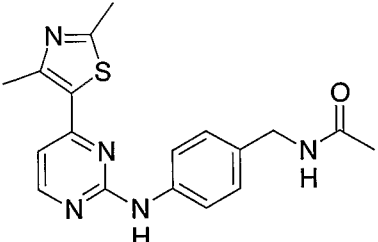
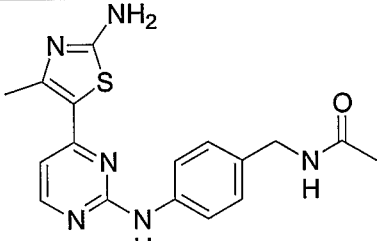
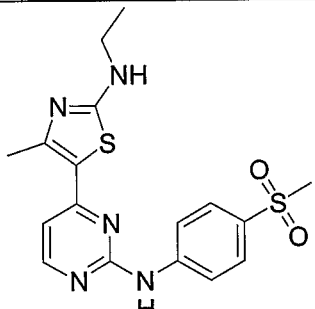
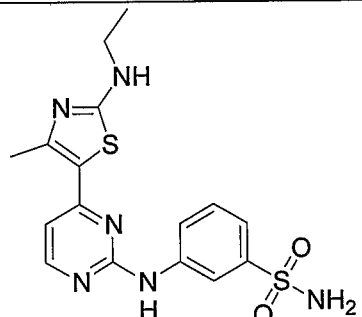
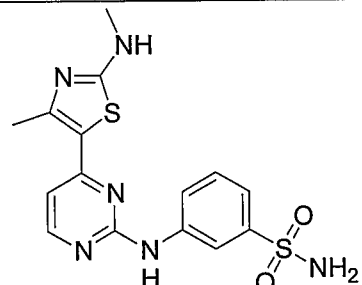
modes of carrying out the invention which are obvious to those skilled in the relevant fields are intended to be within the scope of the following claims.

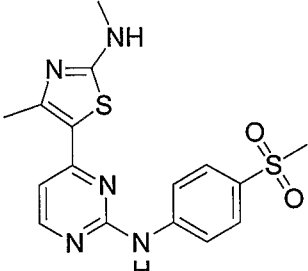
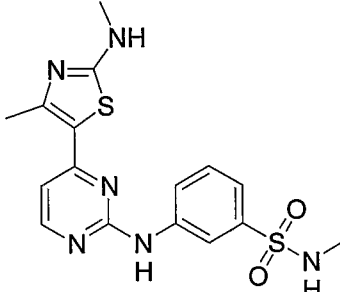
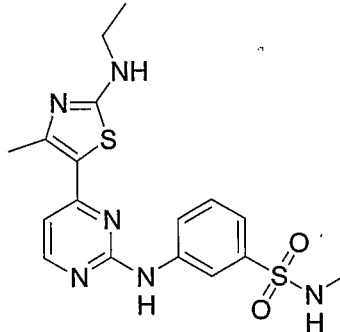
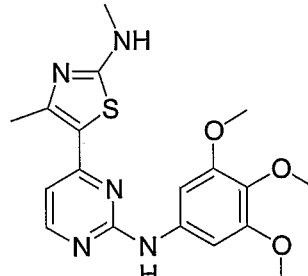
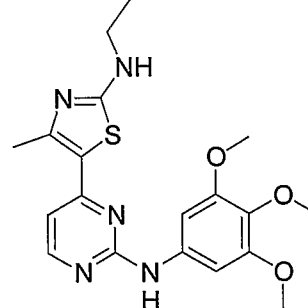
Table 1. Chemical structures of selected compounds of the invention

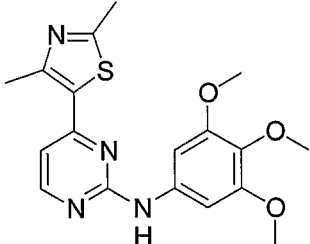
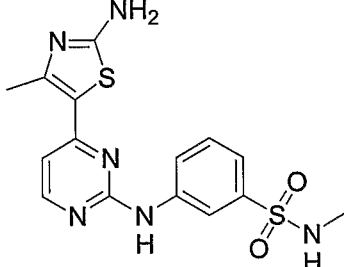
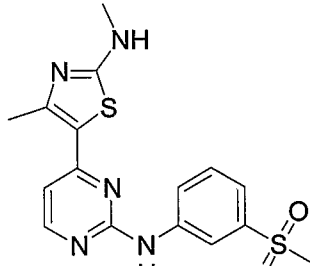
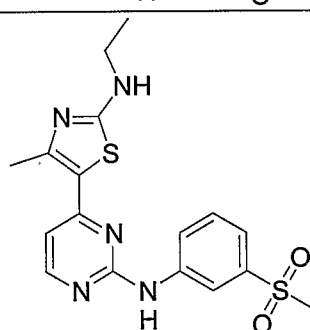
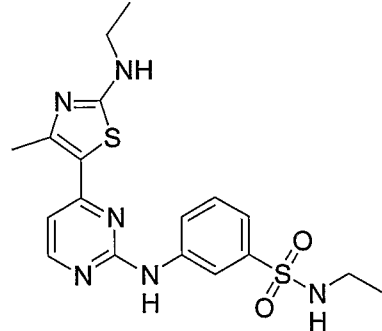
No.	Structure	Name
1		{3-[4-(2-Amino-4-methyl-thiazol-5-yl)-pyrimidin-2-ylamino]-phenyl}-acetic acid 2-methoxy-ethyl ester
2		[4-(2-tert-Butylamino-4-methyl-thiazol-5-yl)-pyrimidin-2-yl]-(4-methyl-3-nitro-phenyl)-amine
3		1-(4-{3-[4-(4-Methyl-2-methylamino-thiazol-5-yl)-pyrimidin-2-ylamino]-phenyl}-piperazin-1-yl)-ethanone
4		[4-(2,4-Dimethyl-thiazol-5-yl)-pyrimidin-2-yl]-(3-methanesulfonyl-phenyl)-amine

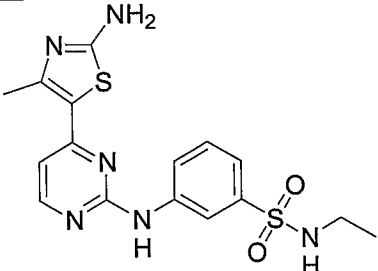
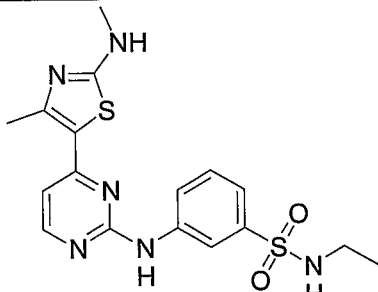
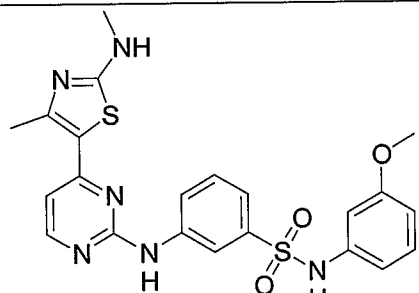
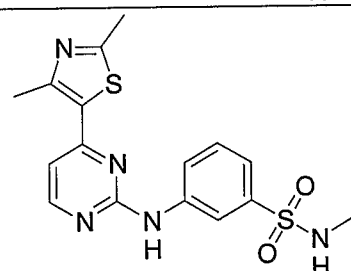
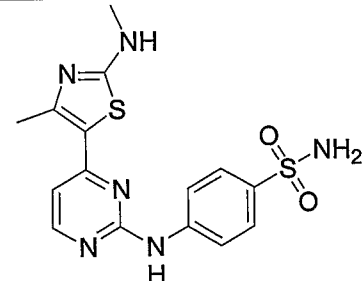
5		N-{3-[4-(2-Ethylamino-4-methyl-thiazol-5-yl)-pyrimidin-2-ylamino]-benzyl}-methanesulfonamide
6		N-{3-[4-(2-Amino-4-methyl-thiazol-5-yl)-pyrimidin-2-ylamino]-benzyl}-methanesulfonamide
7		[4-(4-Methyl-2-methylamino-thiazol-5-yl)-pyrimidin-2-yl]-(3-piperazin-1-yl-phenyl)-amine
8		[4-(2,4-Dimethyl-thiazol-5-yl)-pyrimidin-2-yl]-(3-piperazin-1-yl-phenyl)-amine
9		N-{3-[4-(2,4-Dimethyl-thiazol-5-yl)-pyrimidin-2-ylamino]-benzyl}-benzamide

10		N-{3-[4-(2-Ethylamino-4-methyl-thiazol-5-yl)-pyrimidin-2-ylamino]-benzyl}-C,C,C-trifluoro-methanesulfonamide
11		N-{3-[4-(2,4-Dimethyl-thiazol-5-yl)-pyrimidin-2-ylamino]-benzyl}-C,C,C-trifluoro-methanesulfonamide
12		N-{3-[4-(2-Amino-4-methyl-thiazol-5-yl)-pyrimidin-2-ylamino]-benzyl}-C,C,C-trifluoro-methanesulfonamide
13		N-{4-[4-(2-Ethylamino-4-methyl-thiazol-5-yl)-pyrimidin-2-ylamino]-benzyl}-acetamide
14		N-{4-[4-(4-Methyl-2-methylamino-thiazol-5-yl)-pyrimidin-2-ylamino]-benzyl}-acetamide

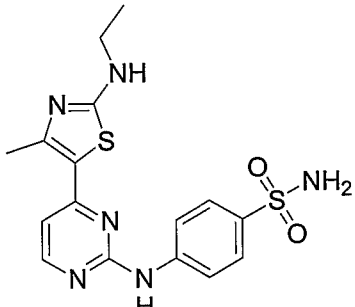
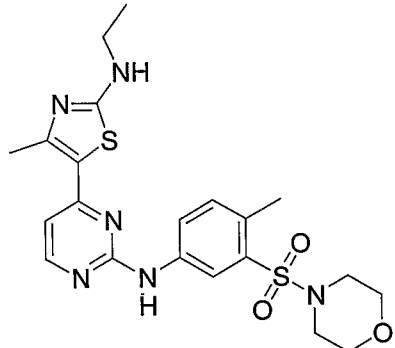
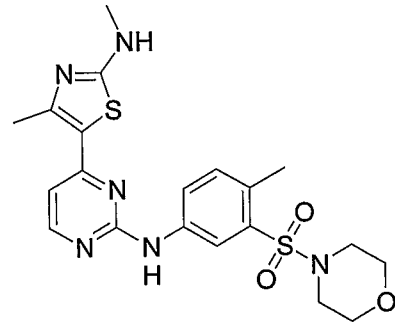
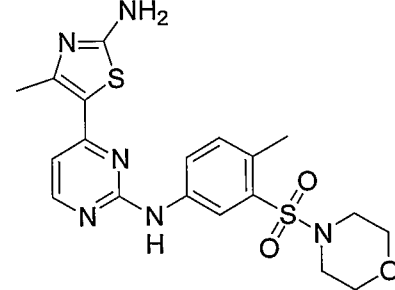
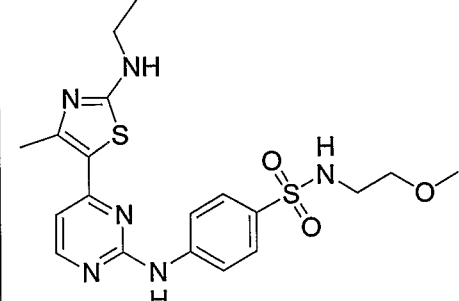
15		N-{4-[4-(2,4-Dimethyl-thiazol-5-yl)-pyrimidin-2-ylamino]-benzyl}-acetamide
16		N-{4-[4-(2-Amino-4-methyl-thiazol-5-yl)-pyrimidin-2-ylamino]-benzyl}-acetamide
17		[4-(2-Ethylamino-4-methyl-thiazol-5-yl)-pyrimidin-2-yl]-(4-methanesulfonyl-phenyl)-amine
18		3-[4-(2-Ethylamino-4-methyl-thiazol-5-yl)-pyrimidin-2-ylamino]-benzenesulfonamide
19		3-[4-(4-Methyl-2-methylamino-thiazol-5-yl)-pyrimidin-2-ylamino]-benzenesulfonamide

20		(4-Methanesulfonyl-phenyl)-[4-(4-methyl-2-methylamino-thiazol-5-yl)-pyrimidin-2-yl]-amine
21		N-Methyl-3-[4-(4-methyl-2-methylamino-thiazol-5-yl)-pyrimidin-2-ylamino]-benzenesulfonamide
22		3-[4-(2-Ethylamino-4-methyl-thiazol-5-yl)-pyrimidin-2-ylamino]-N-methyl-benzenesulfonamide
23		[4-(4-Methyl-2-methylamino-thiazol-5-yl)-pyrimidin-2-yl]-(3,4,5-trimethoxy-phenyl)-amine
24		[4-(2-Ethylamino-4-methyl-thiazol-5-yl)-pyrimidin-2-yl]-(3,4,5-trimethoxy-phenyl)-amine

25		[4-(2,4-Dimethyl-thiazol-5-yl)-pyrimidin-2-yl]-(3,4,5-trimethoxy-phenyl)-amine
26		3-[4-(2-Amino-4-methyl-thiazol-5-yl)-pyrimidin-2-ylamino]-N-methyl-benzenesulfonamide
27		(3-Methanesulfonyl-phenyl)-[4-(4-methyl-2-methylamino-thiazol-5-yl)-pyrimidin-2-yl]-amine
28		[4-(2-Ethylamino-4-methyl-thiazol-5-yl)-pyrimidin-2-yl]-(3-methanesulfonyl-phenyl)-amine
29		N-Ethyl-3-[4-(2-ethylamino-4-methyl-thiazol-5-yl)-pyrimidin-2-ylamino]-benzenesulfonamide

30		3-[4-(2-Amino-4-methyl-thiazol-5-yl)-pyrimidin-2-ylamino]-N-ethyl-benzenesulfonamide
31		N-Ethyl-3-[4-(4-methyl-2-methylamino-thiazol-5-yl)-pyrimidin-2-ylamino]-benzenesulfonamide
32		N-(3-Methoxy-phenyl)-3-[4-(4-methyl-2-methylamino-thiazol-5-yl)-pyrimidin-2-ylamino]-benzenesulfonamide
33		3-[4-(2,4-Dimethyl-thiazol-5-yl)-pyrimidin-2-ylamino]-N-methyl-benzenesulfonamide
34		4-[4-(4-Methyl-2-methylamino-thiazol-5-yl)-pyrimidin-2-ylamino]-benzenesulfonamide

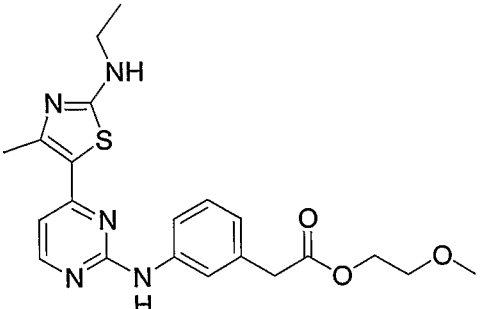
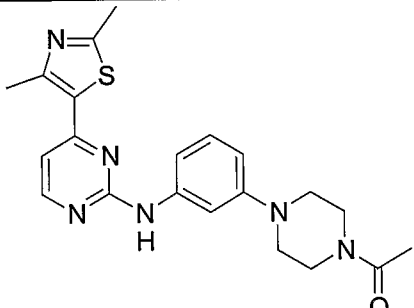
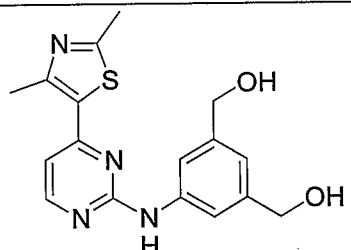
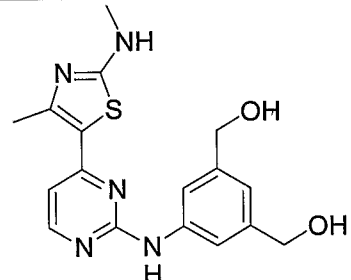
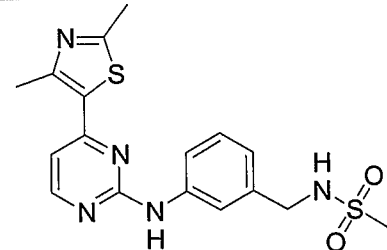
139

35		4-[4-(2-Ethylamino-4-methyl-thiazol-5-yl)-pyrimidin-2-ylamino]-benzenesulfonamide
36		[4-(2-Ethylamino-4-methyl-thiazol-5-yl)-pyrimidin-2-yl]-[4-methyl-3-(morpholine-4-sulfonyl)-phenyl]-amine
37		[4-(4-Methyl-2-methylamino-thiazol-5-yl)-pyrimidin-2-yl]-[4-methyl-3-(morpholine-4-sulfonyl)-phenyl]-amine
38		[4-(2-Amino-4-methyl-thiazol-5-yl)-pyrimidin-2-yl]-[4-methyl-3-(morpholine-4-sulfonyl)-phenyl]-amine
39		4-[4-(2-Ethylamino-4-methyl-thiazol-5-yl)-pyrimidin-2-ylamino]-N-(2-methoxy-ethyl)-benzenesulfonamide

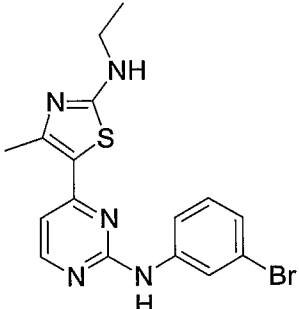
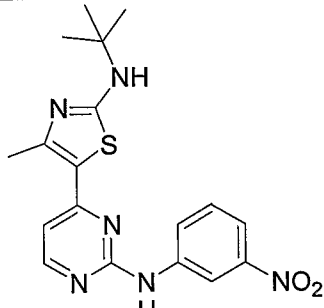
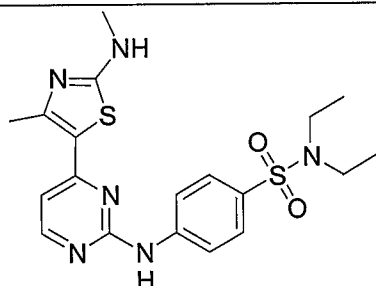
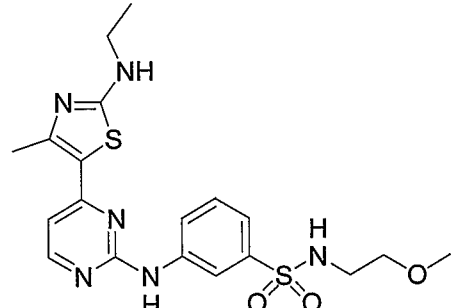
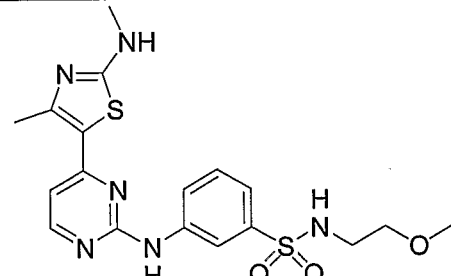
140

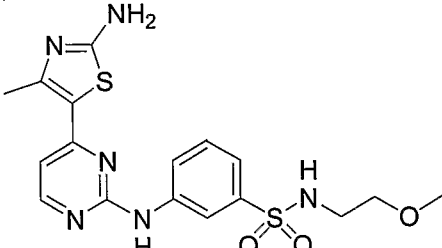
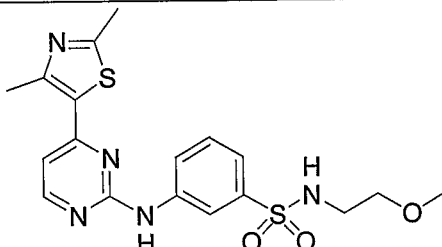
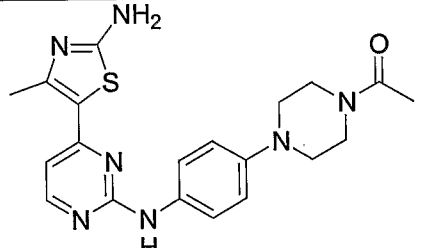
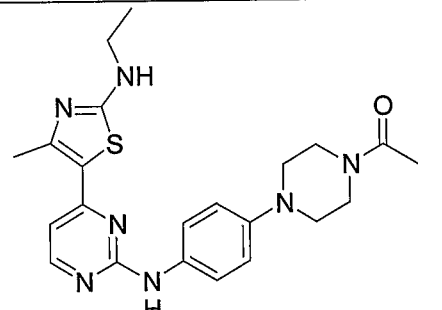
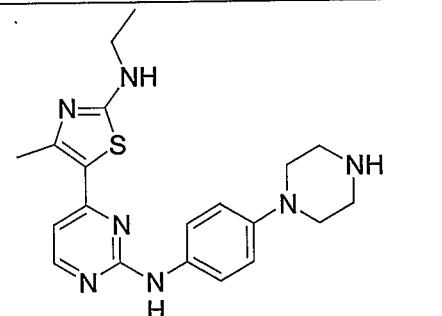
40		N-(2-Methoxy-ethyl)-4-[4-(4-methyl-2-methylamino-thiazol-5-yl)-pyrimidin-2-ylamino]-benzenesulfonamide
41		4-[4-(2-Amino-4-methyl-thiazol-5-yl)-pyrimidin-2-ylamino]-N-(2-methoxy-ethyl)-benzenesulfonamide
42		(3-Bromo-4-methyl-phenyl)-[4-(4-methyl-2-methylamino-thiazol-5-yl)-pyrimidin-2-yl]-amine
43		4-[4-(2,4-Dimethyl-thiazol-5-yl)-pyrimidin-2-ylamino]-N-(2-methoxy-ethyl)-benzenesulfonamide
44		{3-[4-(4-Methyl-2-methylamino-thiazol-5-yl)-pyrimidin-2-ylamino]-phenyl}-acetic acid 2-methoxy-ethyl ester

141

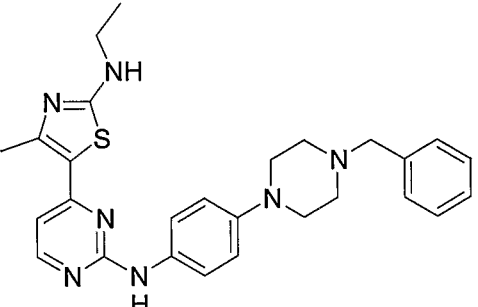
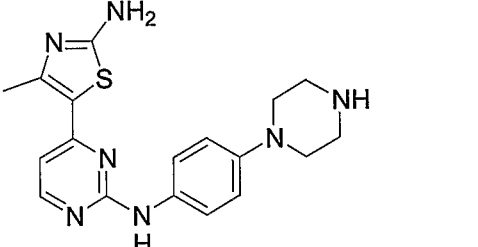
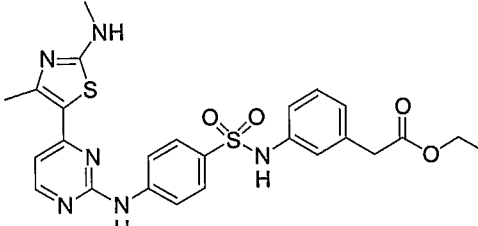
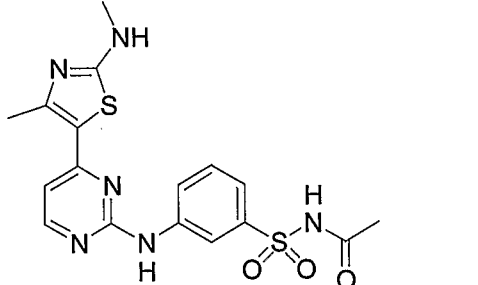
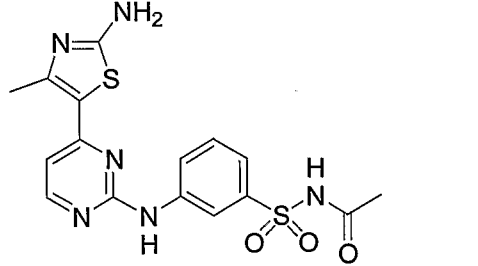
45		{3-[4-(2-Ethylamino-4-methyl-thiazol-5-yl)-pyrimidin-2-ylamino]-phenyl}-acetic acid 2-methoxy-ethyl ester
46		1-(4-{3-[4-(2,4-Dimethyl-thiazol-5-yl)-pyrimidin-2-ylamino]-phenyl}-piperazin-1-yl)-ethanone
47		{3-[4-(2,4-Dimethyl-thiazol-5-yl)-pyrimidin-2-ylamino]-5-hydroxymethyl-phenyl}-methanol
48		{3-Hydroxymethyl-5-[4-(4-methyl-2-methylamino-thiazol-5-yl)-pyrimidin-2-ylamino]-phenyl}-methanol
49		N-{3-[4-(2,4-Dimethyl-thiazol-5-yl)-pyrimidin-2-ylamino]-benzyl}-methanesulfonamide

142

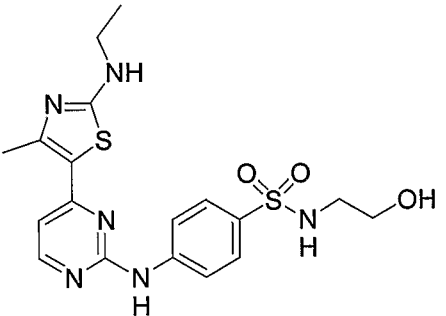
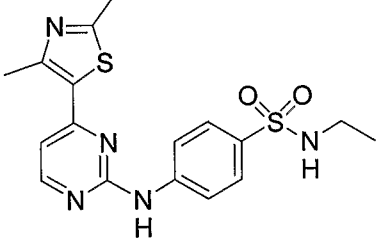
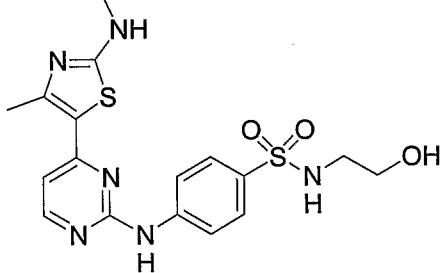
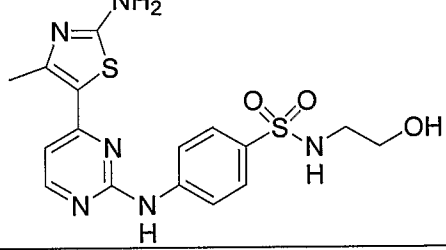
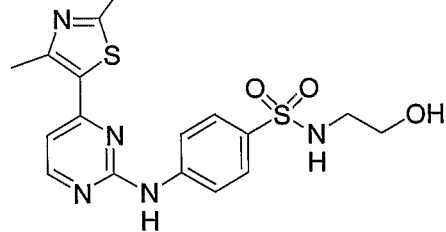
50		(3-Bromo-phenyl)-[4-(2-ethylamino-4-methyl-thiazol-5-yl)-pyrimidin-2-yl]-amine
51		[4-(2-tert-Butylamino-4-methyl-thiazol-5-yl)-pyrimidin-2-yl]-(3-nitro-phenyl)-amine
52		N,N-Diethyl-4-[4-(4-methyl-2-methylamino-thiazol-5-yl)-pyrimidin-2-ylamino]-benzenesulfonamide
53		3-[4-(2-Ethylamino-4-methyl-thiazol-5-yl)-pyrimidin-2-ylamino]-N-(2-methoxy-ethyl)-benzenesulfonamide
54		N-(2-Methoxy-ethyl)-3-[4-(4-methyl-2-methylamino-thiazol-5-yl)-pyrimidin-2-ylamino]-benzenesulfonamide

55		3-[4-(2-Amino-4-methyl-thiazol-5-yl)-pyrimidin-2-ylamino]-N-(2-methoxy-ethyl)-benzenesulfonamide
56		3-[4-(2,4-Dimethyl-thiazol-5-yl)-pyrimidin-2-ylamino]-N-(2-methoxy-ethyl)-benzenesulfonamide
57		1-(4-{4-[4-(2-Amino-4-methyl-thiazol-5-yl)-pyrimidin-2-ylamino]-phenyl}-piperazin-1-yl)-ethanone
58		1-(4-{4-[4-(2-Ethylamino-4-methyl-thiazol-5-yl)-pyrimidin-2-ylamino]-phenyl}-piperazin-1-yl)-ethanone
59		[4-(2-Ethylamino-4-methyl-thiazol-5-yl)-pyrimidin-2-yl]-(4-piperazin-1-yl)-phenyl-amine

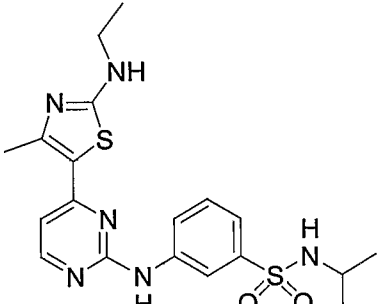
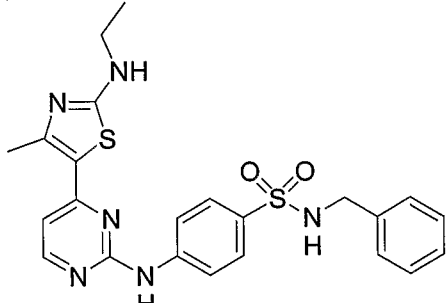
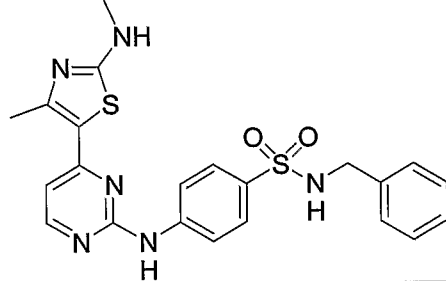
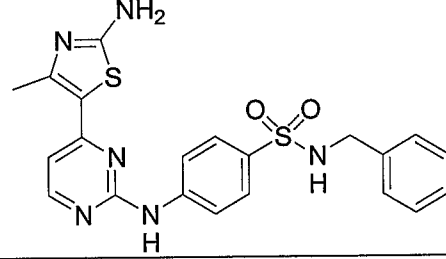
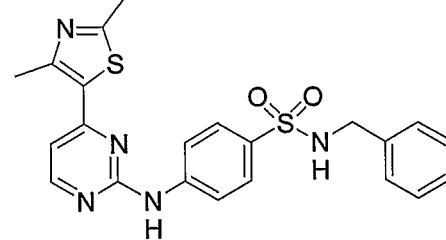
144

60		[4-(4-Benzyl-piperazin-1-yl)-phenyl]-[4-(2-ethylamino-4-methyl-thiazol-5-yl)-pyrimidin-2-yl]-amine
61		[4-(2-Amino-4-methyl-thiazol-5-yl)-pyrimidin-2-yl]-(4-piperazin-1-yl-phenyl)-amine
62		(3-{4-[4-(4-Methyl-2-methylamino-thiazol-5-yl)-pyrimidin-2-ylamino]-benzenesulfonylamino}-phenyl)-acetic acid ethyl ester
63		N-Acetyl-3-[4-(4-methyl-2-methylamino-thiazol-5-yl)-pyrimidin-2-ylamino]-benzenesulfonamide
64		N-Acetyl-3-[4-(2-amino-4-methyl-thiazol-5-yl)-pyrimidin-2-ylamino]-benzenesulfonamide

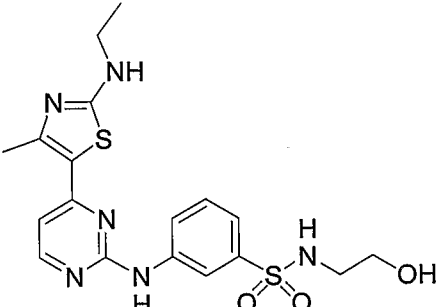
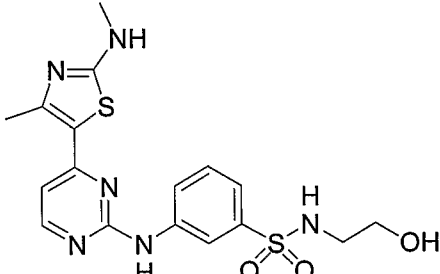
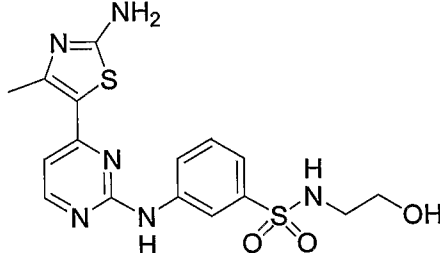
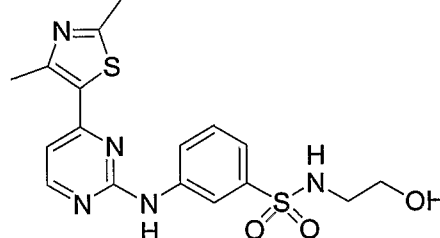
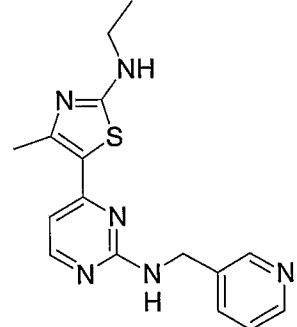
145

65		4-[4-(2-Ethylamino-4-methyl-thiazol-5-yl)-pyrimidin-2-ylamino]-N-(2-hydroxy-ethyl)-benzenesulfonamide
66		4-[4-(2,4-Dimethyl-thiazol-5-yl)-pyrimidin-2-ylamino]-N-ethyl-benzenesulfonamide
67		N-(2-Hydroxy-ethyl)-4-[4-(4-methyl-2-methylamino-thiazol-5-yl)-pyrimidin-2-ylamino]-benzenesulfonamide
68		4-[4-(2-Amino-4-methyl-thiazol-5-yl)-pyrimidin-2-ylamino]-N-(2-hydroxy-ethyl)-benzenesulfonamide
69		4-[4-(2,4-Dimethyl-thiazol-5-yl)-pyrimidin-2-ylamino]-N-(2-hydroxy-ethyl)-benzenesulfonamide

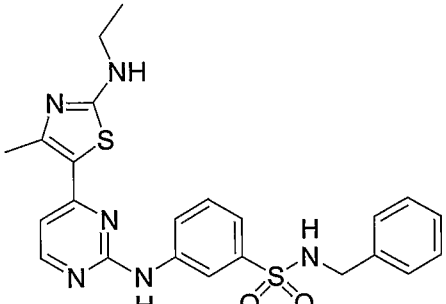
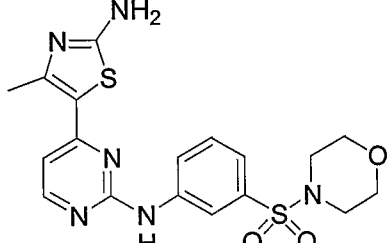
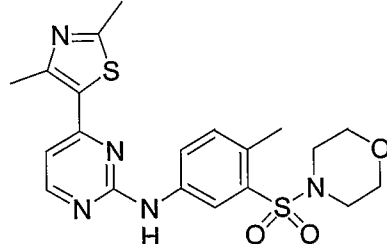
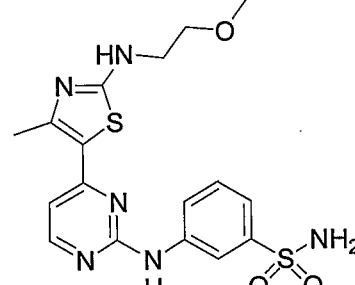
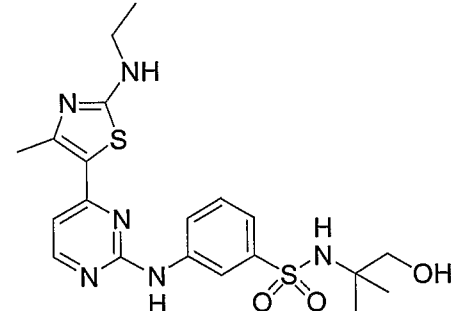
146

70		3-[4-(2-Ethylamino-4-methyl-thiazol-5-yl)-pyrimidin-2-ylamino]-N-isopropyl-benzenesulfonamide
71		N-Benzyl-4-[4-(2-ethylamino-4-methyl-thiazol-5-yl)-pyrimidin-2-ylamino]-benzenesulfonamide
72		N-Benzyl-4-[4-(4-methyl-2-methylamino-thiazol-5-yl)-pyrimidin-2-ylamino]-benzenesulfonamide
73		4-[4-(2-Amino-4-methyl-thiazol-5-yl)-pyrimidin-2-ylamino]-N-benzyl-benzenesulfonamide
74		N-Benzyl-4-[4-(2,4-dimethyl-thiazol-5-yl)-pyrimidin-2-ylamino]-benzenesulfonamide

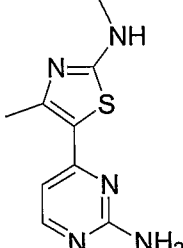
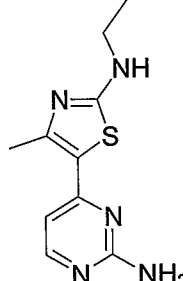
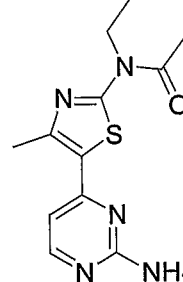
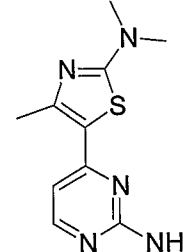
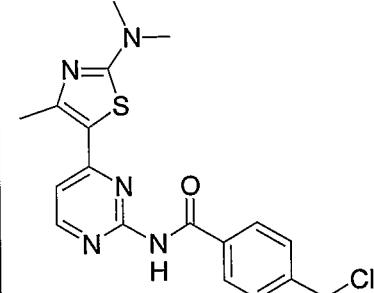
147

75		3-[4-(2-Ethylamino-4-methyl-thiazol-5-yl)-pyrimidin-2-ylamino]-N-(2-hydroxy-ethyl)-benzenesulfonamide
76		N-(2-Hydroxy-ethyl)-3-[4-(4-methyl-2-methylamino-thiazol-5-yl)-pyrimidin-2-ylamino]-benzenesulfonamide
77		3-[4-(2-Amino-4-methyl-thiazol-5-yl)-pyrimidin-2-ylamino]-N-(2-hydroxy-ethyl)-benzenesulfonamide
78		3-[4-(2,4-Dimethyl-thiazol-5-yl)-pyrimidin-2-ylamino]-N-(2-hydroxy-ethyl)-benzenesulfonamide
79		[4-(2-Ethylamino-4-methyl-thiazol-5-yl)-pyrimidin-2-yl]-pyridin-3-ylmethyl-amine

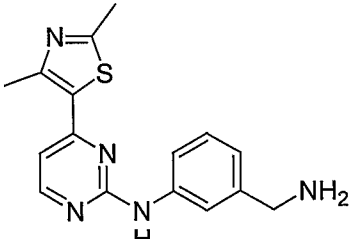
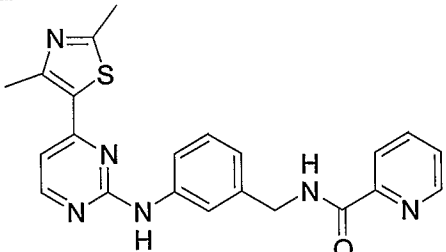
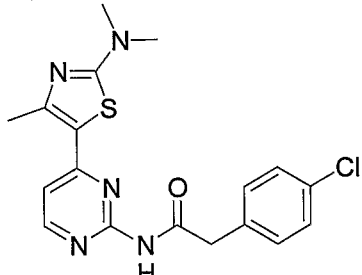
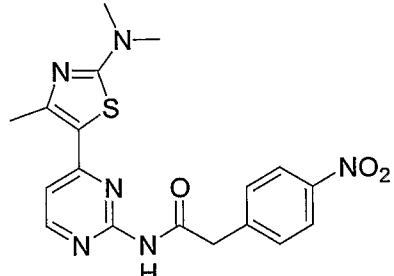
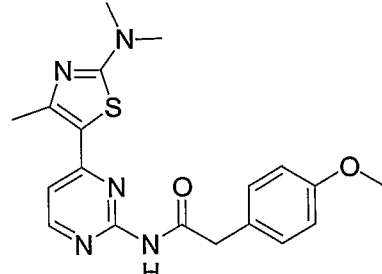
148

80		N-Benzyl-3-[4-(2-ethylamino-4-methyl-thiazol-5-yl)-pyrimidin-2-ylamino]-benzenesulfonamide
81		[4-(2-Amino-4-methyl-thiazol-5-yl)-pyrimidin-2-yl]-[3-(morpholine-4-sulfonyl)-phenyl]-amine
82		[4-(2,4-Dimethyl-thiazol-5-yl)-pyrimidin-2-yl]-[4-methyl-3-(morpholine-4-sulfonyl)-phenyl]-amine
83		3-{4-[2-(2-Methoxy-ethylamino)-4-methyl-thiazol-5-yl]-pyrimidin-2-ylamino}-benzenesulfonamide
84		3-[4-(2-Ethylamino-4-methyl-thiazol-5-yl)-pyrimidin-2-ylamino]-N-(2-hydroxy-1,1-dimethyl-ethyl)-benzenesulfonamide

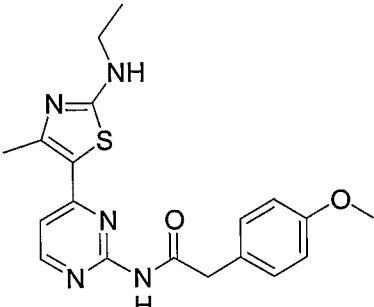
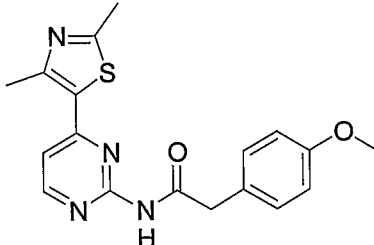
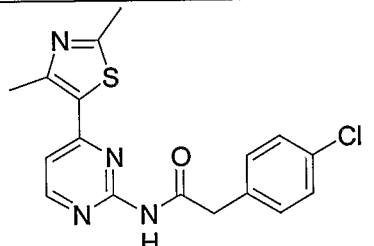
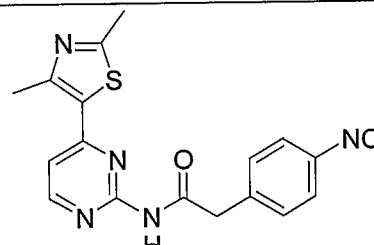
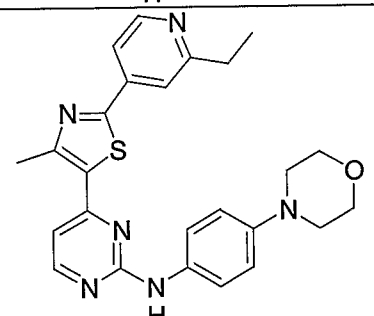
149

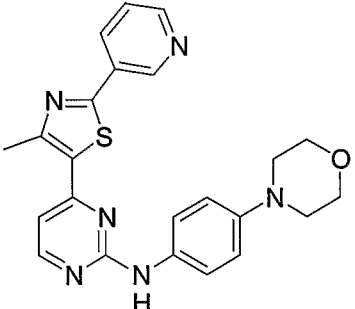
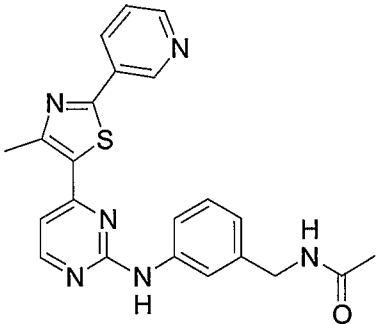
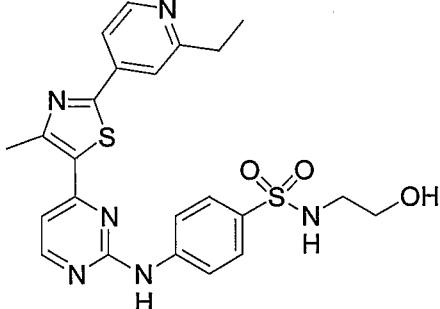
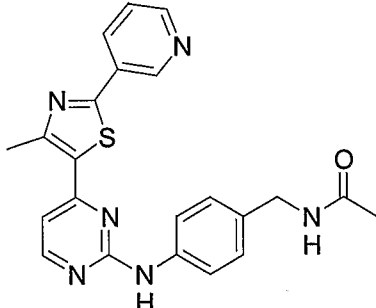
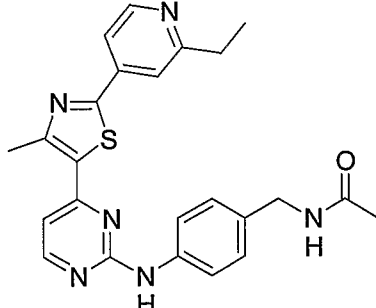
85		4-(4-Methyl-2-methylamino-thiazol-5-yl)-pyrimidin-2-ylamine
86		4-(2-Ethylamino-4-methyl-thiazol-5-yl)-pyrimidin-2-ylamine
87		N-[5-(2-Amino-pyrimidin-4-yl)-4-methyl-thiazol-2-yl]-N-ethyl-acetamide
88		4-(2-Dimethylamino-4-methyl-thiazol-5-yl)-pyrimidin-2-ylamine
89		4-Chloromethyl-N-[4-(2-dimethylamino-4-methyl-thiazol-5-yl)-pyrimidin-2-yl]-benzamide

150

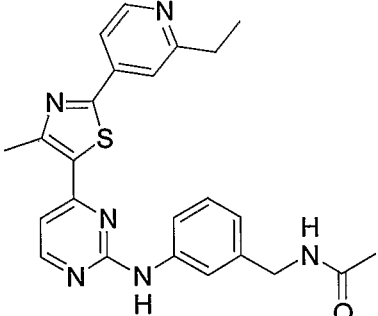
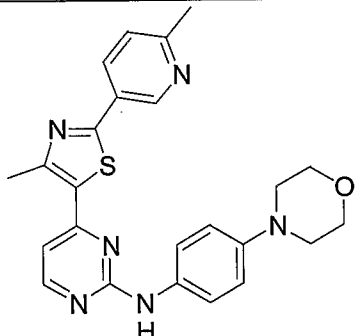
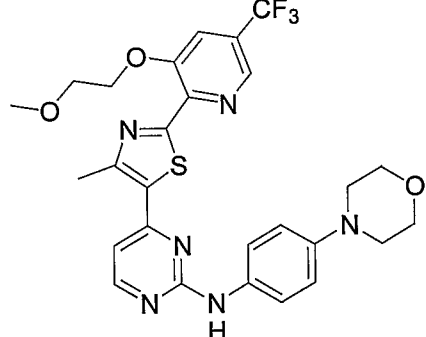
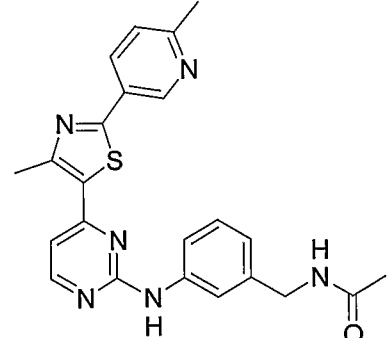
90		(3-Aminomethyl-phenyl)-[4-(2,4-dimethyl-thiazol-5-yl)-pyrimidin-2-yl]-amine
91		Pyridine-2-carboxylic acid 3-[4-(2,4-dimethyl-thiazol-5-yl)-pyrimidin-2-ylamino]-benzylamide
92		2-(4-Chloro-phenyl)-N-[4-(2-dimethylamino-4-methyl-thiazol-5-yl)-pyrimidin-2-yl]-acetamide
93		N-[4-(2-Dimethylamino-4-methyl-thiazol-5-yl)-pyrimidin-2-yl]-2-(4-nitro-phenyl)-acetamide
94		N-[4-(2-Dimethylamino-4-methyl-thiazol-5-yl)-pyrimidin-2-yl]-2-(4-methoxy-phenyl)-acetamide

151

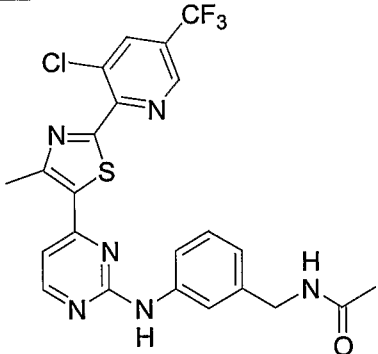
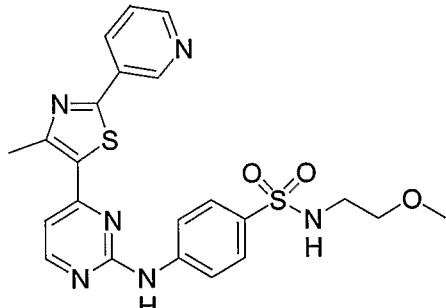
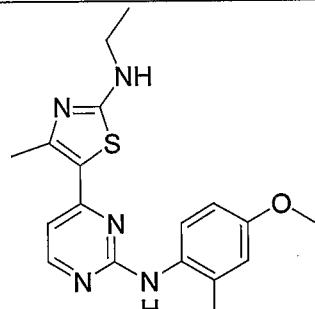
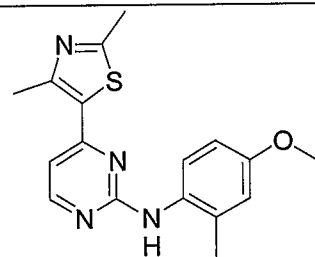
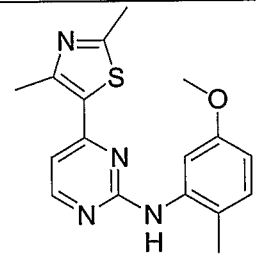
95		N-[4-(2-Ethylamino-4-methyl-thiazol-5-yl)-pyrimidin-2-yl]-2-(4-methoxy-phenyl)-acetamide
96		N-[4-(2,4-Dimethyl-thiazol-5-yl)-pyrimidin-2-yl]-2-(4-methoxy-phenyl)-acetamide
97		2-(4-Chloro-phenyl)-N-[4-(2,4-dimethyl-thiazol-5-yl)-pyrimidin-2-yl]-acetamide
98		N-[4-(2,4-Dimethyl-thiazol-5-yl)-pyrimidin-2-yl]-2-(4-nitro-phenyl)-acetamide
99		{4-[2-(2-Ethyl-pyridin-4-yl)-4-methyl-thiazol-5-yl]-pyrimidin-2-yl}-(4-morpholin-4-yl-phenyl)-amine

100		[4-(4-Methyl-2-pyridin-3-yl-thiazol-5-yl)-pyrimidin-2-yl]-(4-morpholin-4-yl-phenyl)-amine
101		N-{3-[4-(4-Methyl-2-pyridin-3-yl-thiazol-5-yl)-pyrimidin-2-ylamino]-benzyl}-acetamide
102		4-{4-[2-(2-Ethyl-pyridin-4-yl)-4-methyl-thiazol-5-yl]-pyrimidin-2-ylamino}-N-(2-hydroxy-ethyl)-benzenesulfonamide
103		N-{4-[4-(4-Methyl-2-pyridin-3-yl-thiazol-5-yl)-pyrimidin-2-ylamino]-benzyl}-acetamide
104		N-(4-{4-[2-(2-Ethyl-pyridin-4-yl)-4-methyl-thiazol-5-yl]-pyrimidin-2-ylamino}-benzyl)-acetamide

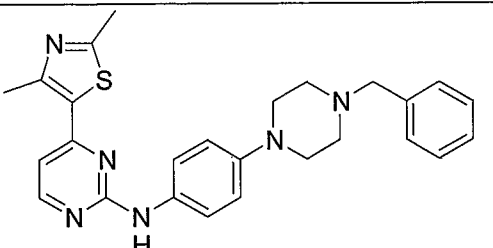
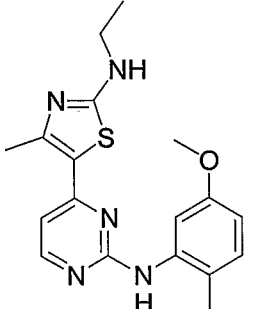
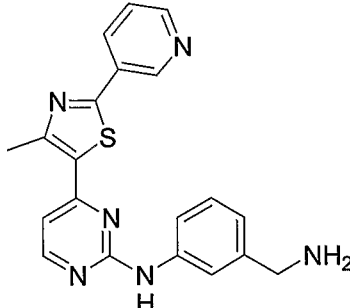
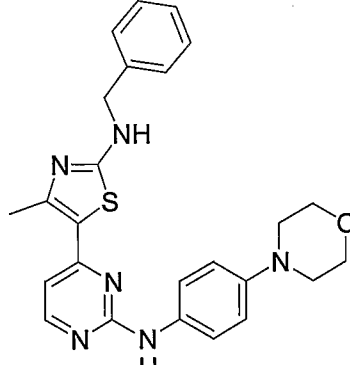
153

105		N-(3-{4-[2-(2-Ethyl-pyridin-4-yl)-4-methyl-thiazol-5-yl]-pyrimidin-2-ylamino}-benzyl)-acetamide
106		{4-[4-Methyl-2-(6-methyl-pyridin-3-yl)-thiazol-5-yl]-pyrimidin-2-yl}-(4-morpholin-4-yl-phenyl)-amine
107		(4-{2-[3-(2-Methoxy-ethoxy)-5-trifluoromethyl-pyridin-2-yl]-4-methyl-thiazol-5-yl}-pyrimidin-2-yl)-(4-morpholin-4-yl-phenyl)-amine
108		N-(3-{4-[4-Methyl-2-(6-methyl-pyridin-3-yl)-thiazol-5-yl]-pyrimidin-2-ylamino}-benzyl)-acetamide

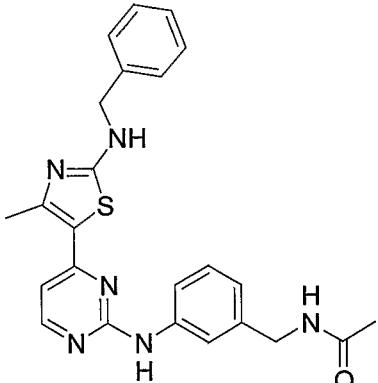
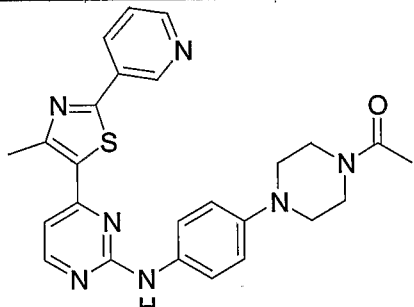
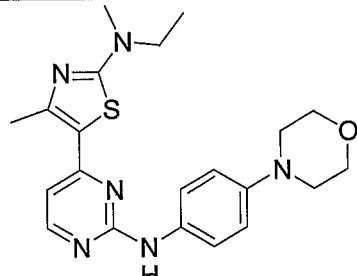
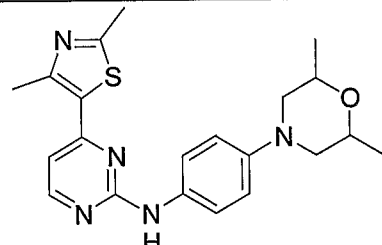
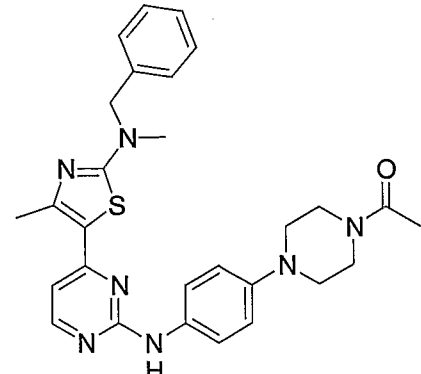
154

109		N-(3-{4-[2-(3-Chloro-5-trifluoromethyl-pyridin-2-yl)-4-methyl-thiazol-5-yl]-pyrimidin-2-ylamino}-benzyl)-acetamide
110		N-(2-Methoxy-ethyl)-4-[4-(4-methyl-2-pyridin-3-yl-thiazol-5-yl)-pyrimidin-2-ylamino]-benzenesulfonamide
111		[4-(2-Ethylamino-4-methyl-thiazol-5-yl)-pyrimidin-2-yl]-(4-methoxy-2-methyl-phenyl)-amine
112		[4-(2,4-Dimethyl-thiazol-5-yl)-pyrimidin-2-yl]-(4-methoxy-2-methyl-phenyl)-amine
113		[4-(2,4-Dimethyl-thiazol-5-yl)-pyrimidin-2-yl]-(5-methoxy-2-methyl-phenyl)-amine

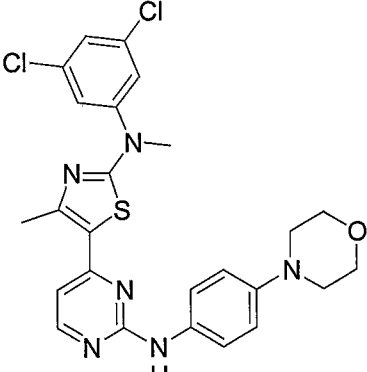
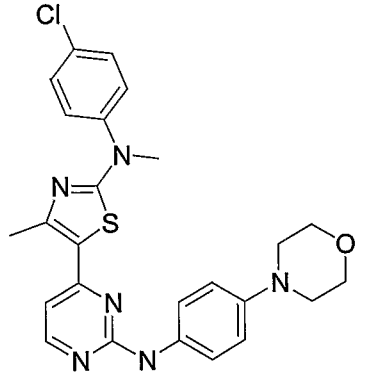
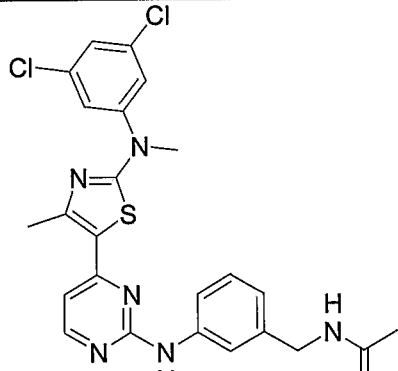
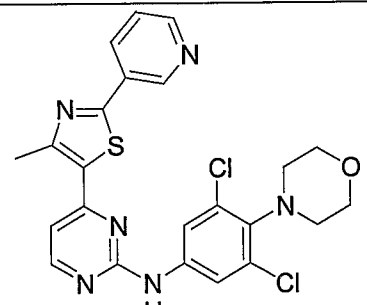
155

114		[4-(4-Benzyl-piperazin-1-yl)-phenyl]-[4-(2,4-dimethyl-thiazol-5-yl)-pyrimidin-2-yl]-amine
115		[4-(2-Ethylamino-4-methyl-thiazol-5-yl)-pyrimidin-2-yl]-(5-methoxy-2-methyl-phenyl)-amine
116		(3-Aminomethyl-phenyl)-[4-(4-methyl-2-pyridin-3-yl-thiazol-5-yl)-pyrimidin-2-yl]-amine
117		[4-(2-Benzylamino-4-methyl-thiazol-5-yl)-pyrimidin-2-yl]-(4-morpholin-4-yl-phenyl)-amine

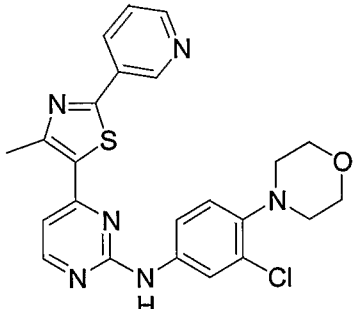
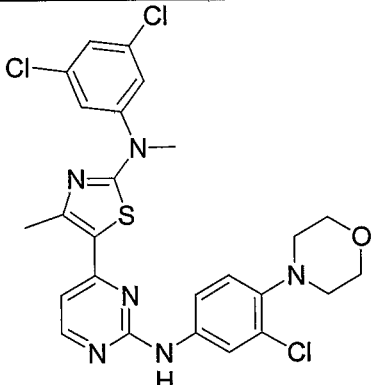
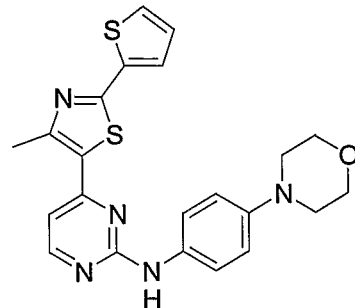
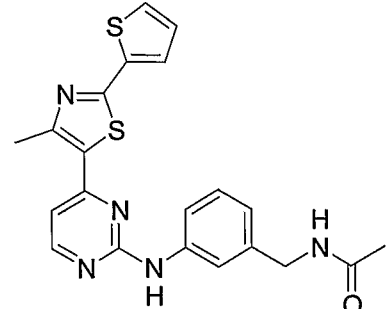
156

118		N-{3-[4-(2-Benzylamino-4-methyl-thiazol-5-yl)-pyrimidin-2-ylamino]-benzyl}-acetamide
119		1-(4-{4-[4-(4-Methyl-2-pyridin-3-yl-thiazol-5-yl)-pyrimidin-2-ylamino]-phenyl}-piperazin-1-yl)-ethanone
120		{4-[2-(Ethyl-methyl-amino)-4-methyl-thiazol-5-yl]-pyrimidin-2-yl}-(4-morpholin-4-yl-phenyl)-amine
121		[4-(2,6-Dimethyl-morpholin-4-yl)-phenyl]-[4-(2,4-dimethyl-thiazol-5-yl)-pyrimidin-2-yl]-amine
122		1-[4-(4-{4-[2-(Benzyl-methyl-amino)-4-methyl-thiazol-5-yl]-pyrimidin-2-ylamino}-phenyl)-piperazin-1-yl]-ethanone

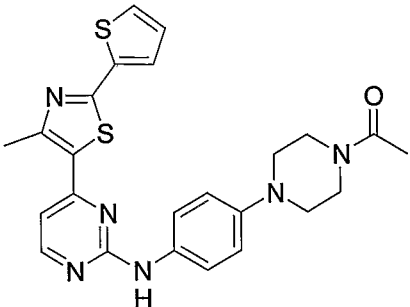
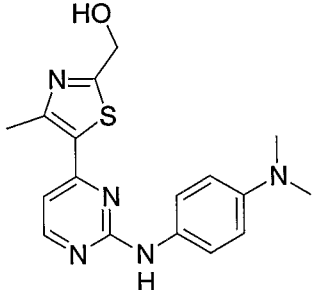
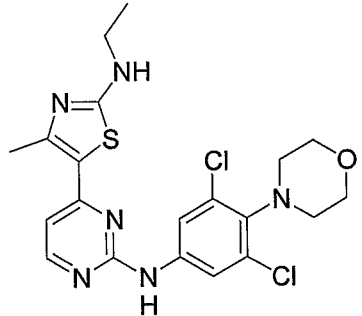
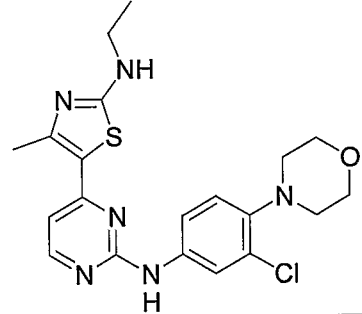
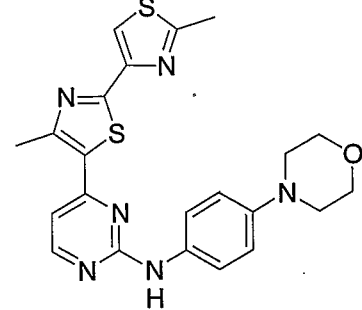
157

123		(4-{2-[(3,5-Dichloro-phenyl)-methyl-amino]-4-methyl-thiazol-5-yl}-pyrimidin-2-yl)-(4-morpholin-4-yl-phenyl)-amine
124		(4-{2-[(4-Chloro-phenyl)-methyl-amino]-4-methyl-thiazol-5-yl}-pyrimidin-2-yl)-(4-morpholin-4-yl-phenyl)-amine
125		N-[3-(4-{2-[(3,5-Dichloro-phenyl)-methyl-amino]-4-methyl-thiazol-5-yl}-pyrimidin-2-ylamino)-benzyl]-acetamide
126		(3,5-Dichloro-4-morpholin-4-yl-phenyl)-[4-(4-methyl-2-pyridin-3-yl-thiazol-5-yl)-pyrimidin-2-yl]-amine

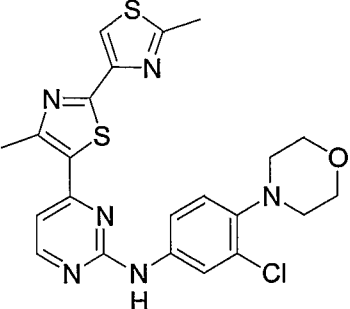
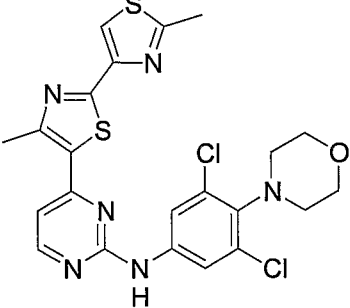
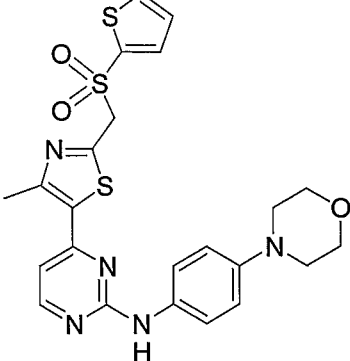
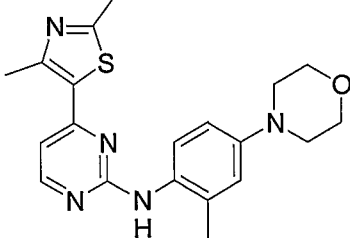
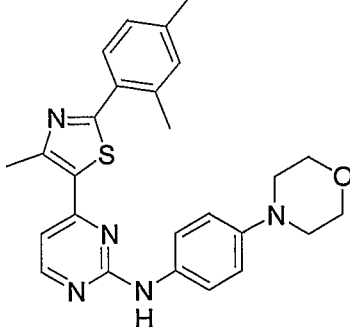
158

127		(3-Chloro-4-morpholin-4-yl-phenyl)-[4-(4-methyl-2-pyridin-3-yl-thiazol-5-yl)-pyrimidin-2-yl]-amine
128		(3-Chloro-4-morpholin-4-yl-phenyl)-(4-{2-[(3,5-dichloro-phenyl)-methyl-amino]-4-methyl-thiazol-5-yl}-pyrimidin-2-yl)-amine
129		[4-(4-Methyl-2-thiophen-2-yl-thiazol-5-yl)-pyrimidin-2-yl]-(4-morpholin-4-yl-phenyl)-amine
130		N-{3-[4-(4-Methyl-2-thiophen-2-yl-thiazol-5-yl)-pyrimidin-2-ylamino]-benzyl}-acetamide

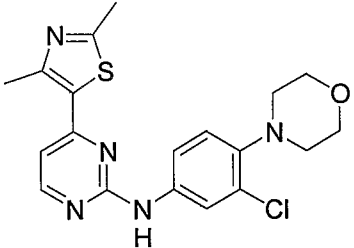
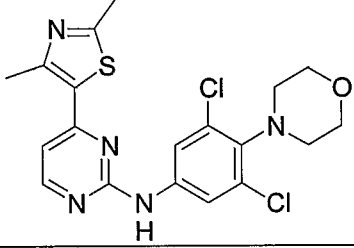
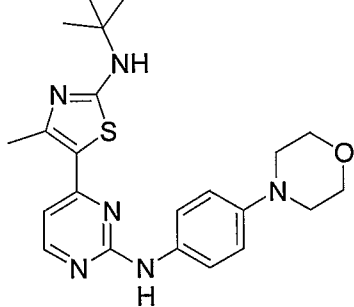
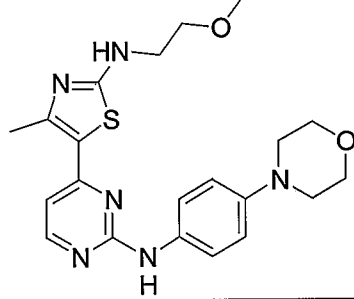
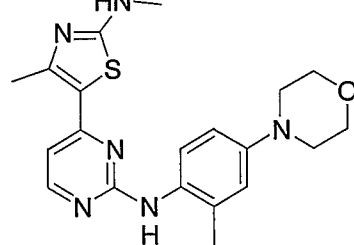
159

131		1-(4-{4-[4-(4-Methyl-2-thiophen-2-yl-thiazol-5-yl)-pyrimidin-2-ylamino]-phenyl}-piperazin-1-yl)-ethanone
132		{5-[2-(4-Dimethylamino-phenylamino)-pyrimidin-4-yl]-4-methyl-thiazol-2-yl}-methanol
133		(3,5-Dichloro-4-morpholin-4-yl-phenyl)-[4-(2-ethylamino-4-methyl-thiazol-5-yl)-pyrimidin-2-yl]-amine
134		(3-Chloro-4-morpholin-4-yl-phenyl)-[4-(2-ethylamino-4-methyl-thiazol-5-yl)-pyrimidin-2-yl]-amine
135		[4-(4,2'-Dimethyl-[2,4']bithiazolyl-5-yl)-pyrimidin-2-yl]-(4-morpholin-4-yl-phenyl)-amine

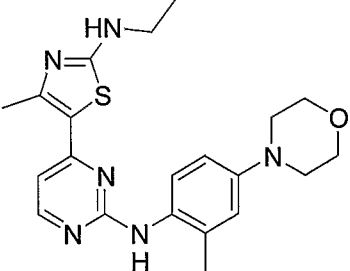
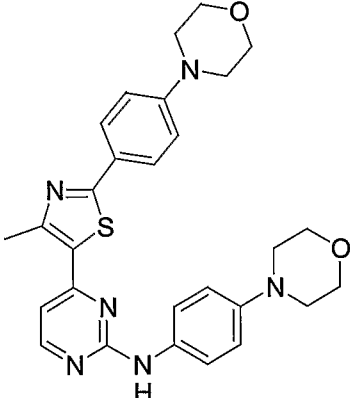
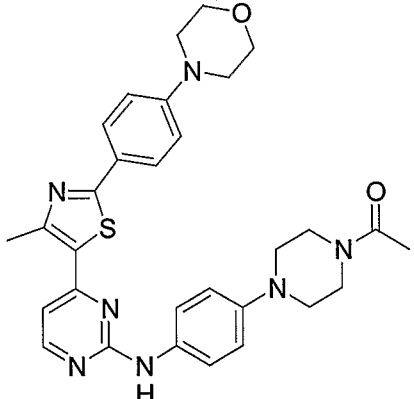
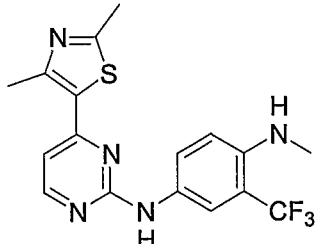
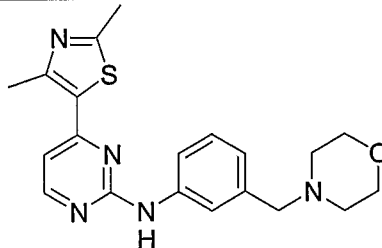
160

136		(3-Chloro-4-morpholin-4-yl-phenyl)-[4-(4,2'-dimethyl-[2,4']bithiazol-5-yl)-pyrimidin-2-yl]-amine
137		(3,5-Dichloro-4-morpholin-4-yl-phenyl)-[4-(4,2'-dimethyl-[2,4']bithiazol-5-yl)-pyrimidin-2-yl]-amine
138		{4-[4-Methyl-2-(thiophene-2-sulfonylmethyl)-thiazol-5-yl]-pyrimidin-2-yl}-(4-morpholin-4-yl-phenyl)-amine
139		[4-(2,4-Dimethyl-thiazol-5-yl)-pyrimidin-2-yl]-(2-methyl-4-morpholin-4-yl-phenyl)-amine
140		{4-[2-(2,4-Dimethyl-phenyl)-4-methyl-thiazol-5-yl]-pyrimidin-2-yl}-(4-morpholin-4-yl-phenyl)-amine

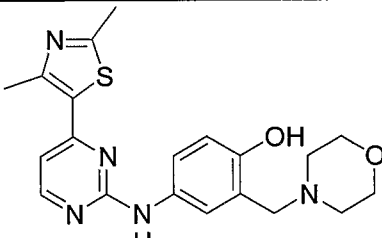
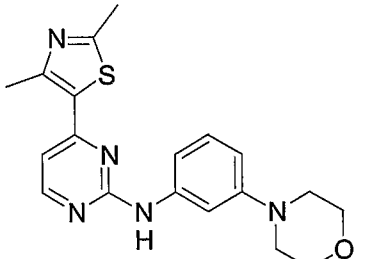
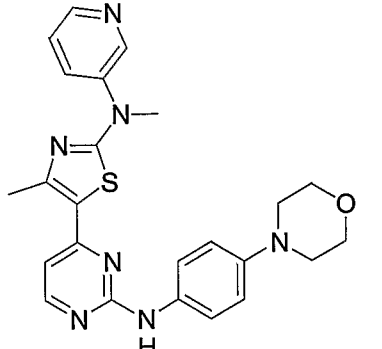
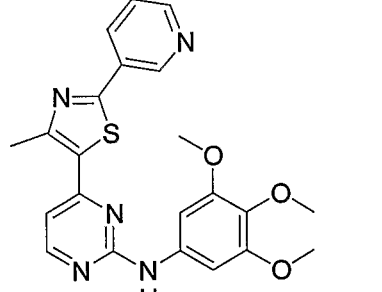
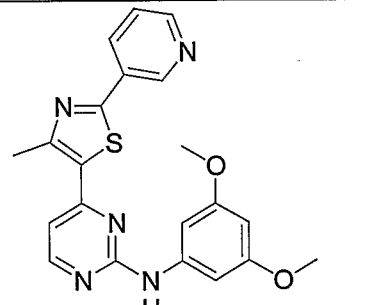
161

141		(3-Chloro-4-morpholin-4-yl-phenyl)-[4-(2,4-dimethyl-thiazol-5-yl)-pyrimidin-2-yl]-amine
142		(3,5-Dichloro-4-morpholin-4-yl-phenyl)-[4-(2,4-dimethyl-thiazol-5-yl)-pyrimidin-2-yl]-amine
143		[4-(2-tert-Butylamino-4-methyl-thiazol-5-yl)-pyrimidin-2-yl]-(4-morpholin-4-yl-phenyl)-amine
144		{4-[2-(2-Methoxy-ethylamino)-4-methyl-thiazol-5-yl]-pyrimidin-2-yl}-(4-morpholin-4-yl-phenyl)-amine
145		[4-(4-Methyl-2-methylamino-thiazol-5-yl)-pyrimidin-2-yl]-(2-methyl-4-morpholin-4-yl-phenyl)-amine

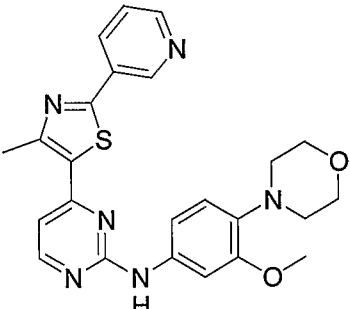
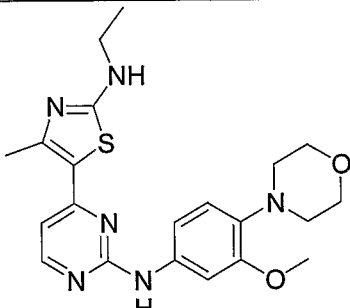
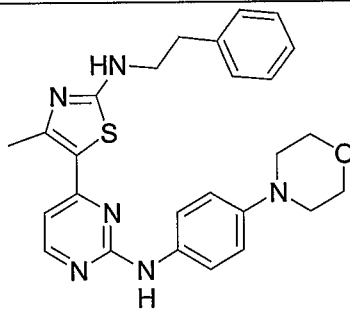
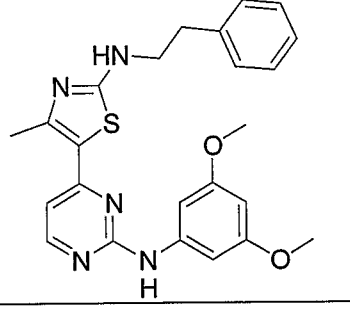
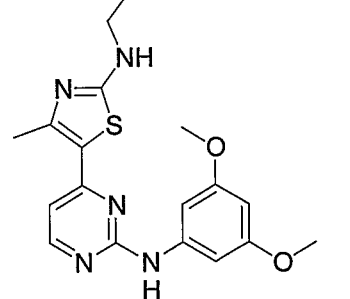
162

146		[4-(2-Ethylamino-4-methyl-thiazol-5-yl)-pyrimidin-2-yl]-(2-methyl-4-morpholin-4-yl-phenyl)-amine
147		{4-[4-Methyl-2-(4-morpholin-4-yl-phenyl)-thiazol-5-yl]-pyrimidin-2-yl}-(4-morpholin-4-yl-phenyl)-amine
148		1-[4-(4-{4-[4-Methyl-2-(4-morpholin-4-yl-phenyl)-thiazol-5-yl]-pyrimidin-2-ylamino}-phenyl)-piperazin-1-yl]-ethanone
149		N ⁴ -[4-(2,4-Dimethyl-thiazol-5-yl)-pyrimidin-2-yl]-N ¹ -methyl-2-trifluoromethyl-benzene-1,4-diamine
150		[4-(2,4-Dimethyl-thiazol-5-yl)-pyrimidin-2-yl]-(3-morpholin-4-ylmethyl-phenyl)-amine

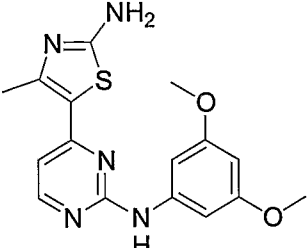
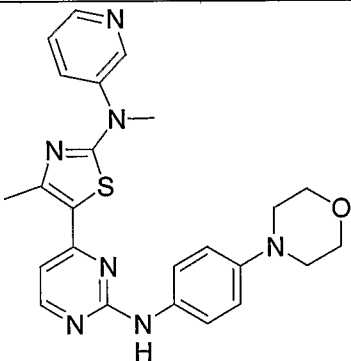
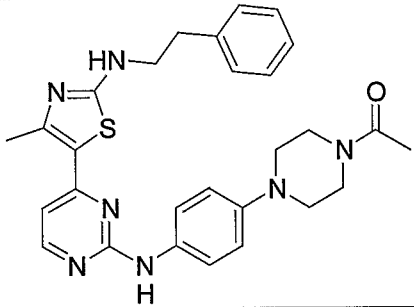
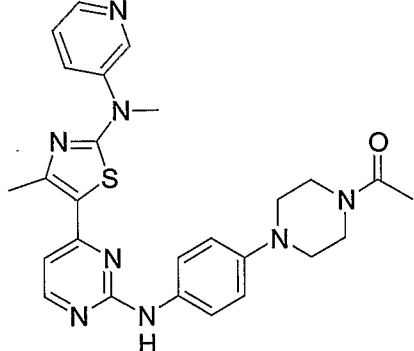
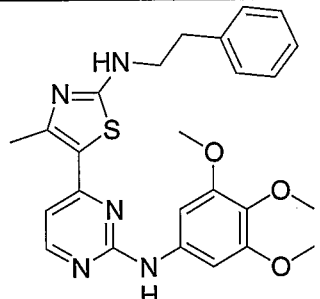
163

151		4-[4-(2,4-Dimethyl-thiazol-5-yl)-pyrimidin-2-ylamino]-2-morpholin-4-ylmethyl-phenol
152		[4-(2,4-Dimethyl-thiazol-5-yl)-pyrimidin-2-yl]-(3-morpholin-4-yl-phenyl)-amine
153		{4-[4-Methyl-2-(methyl-pyridin-3-yl-amino)-thiazol-5-yl]-pyrimidin-2-yl}-(4-morpholin-4-yl-phenyl)-amine
154		[4-(4-Methyl-2-pyridin-3-yl-thiazol-5-yl)-pyrimidin-2-yl]-(3,4,5-trimethoxy-phenyl)-amine
155		(3,5-Dimethoxy-phenyl)-[4-(4-methyl-2-pyridin-3-yl-thiazol-5-yl)-pyrimidin-2-yl]-amine

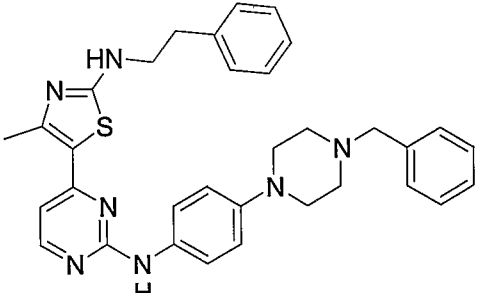
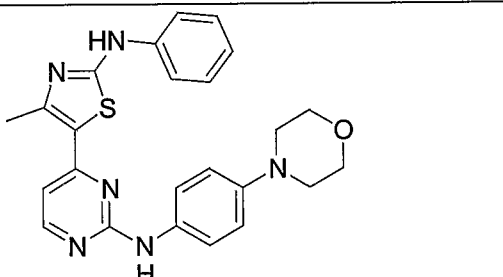
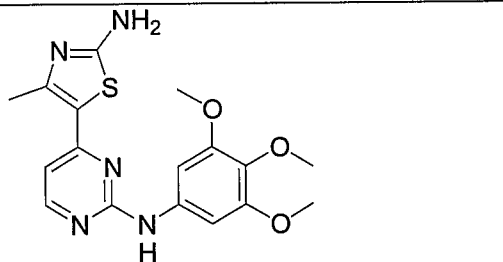
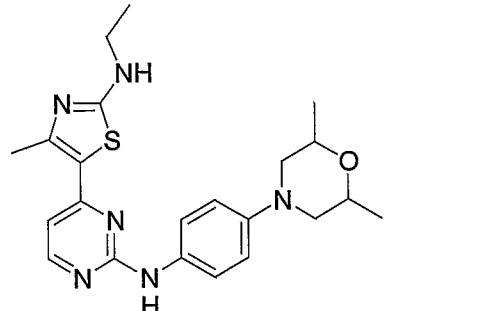
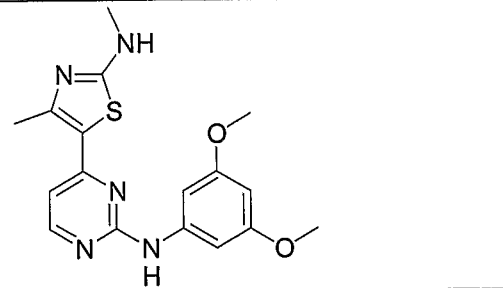
164

156		(3-Methoxy-4-morpholin-4-yl-phenyl)-[4-(4-methyl-2-pyridin-3-yl-thiazol-5-yl)-pyrimidin-2-yl]-amine
157		[4-(2-Ethylamino-4-methyl-thiazol-5-yl)-pyrimidin-2-yl]-(3-methoxy-4-morpholin-4-yl-phenyl)-amine
158		[4-(4-Methyl-2-phenethylamino-thiazol-5-yl)-pyrimidin-2-yl]-(4-morpholin-4-yl-phenyl)-amine
159		(3,5-Dimethoxy-phenyl)-[4-(4-methyl-2-phenethylamino-thiazol-5-yl)-pyrimidin-2-yl]-amine
160		(3,5-Dimethoxy-phenyl)-[4-(2-ethylamino-4-methyl-thiazol-5-yl)-pyrimidin-2-yl]-amine

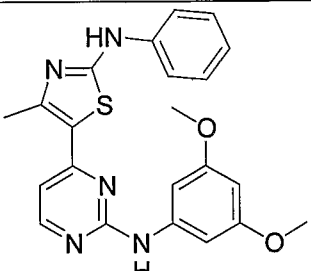
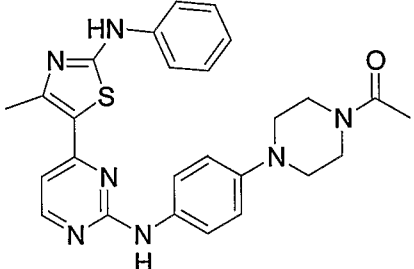
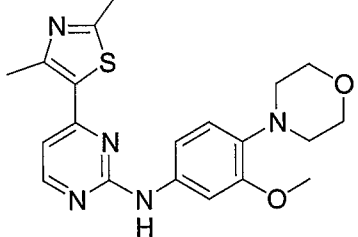
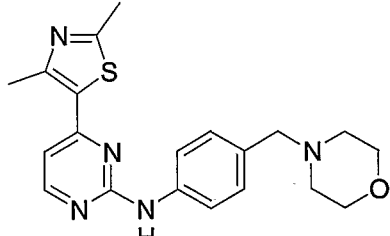
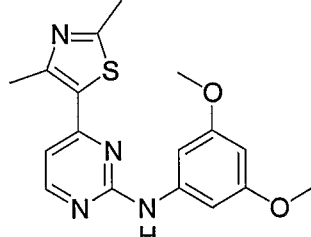
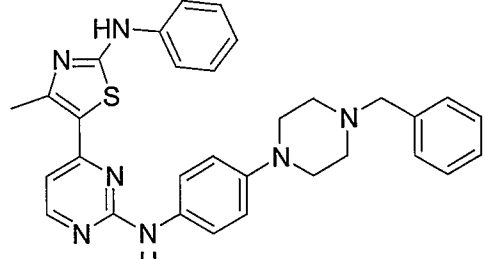
165

161		[4-(2-Amino-4-methyl-thiazol-5-yl)-pyrimidin-2-yl]-(3,5-dimethoxy-phenyl)-amine
162		{4-[4-Methyl-2-(methyl-pyridin-3-yl-amino)-thiazol-5-yl]-pyrimidin-2-yl}-(4-morpholin-4-yl-phenyl)-amine
163		1-(4-{4-[4-(4-Methyl-2-phenethylamino-thiazol-5-yl)-pyrimidin-2-ylamino]-phenyl}-piperazin-1-yl)-ethanone
164		1-[4-(4-{4-[4-Methyl-2-(methyl-pyridin-3-yl-amino)-thiazol-5-yl]-pyrimidin-2-ylamino}-phenyl)-piperazin-1-yl]-ethanone
165		[4-(4-Methyl-2-phenethylamino-thiazol-5-yl)-pyrimidin-2-yl]-(3,4,5-trimethoxy-phenyl)-amine

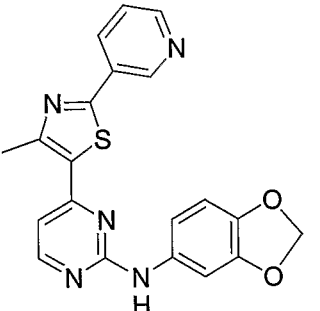
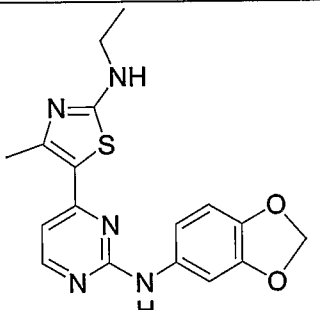
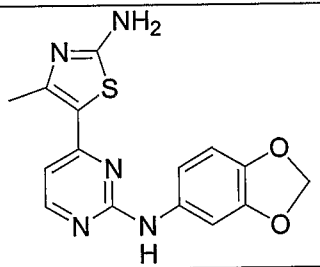
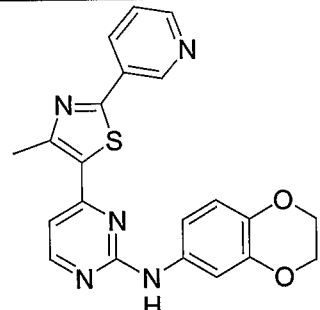
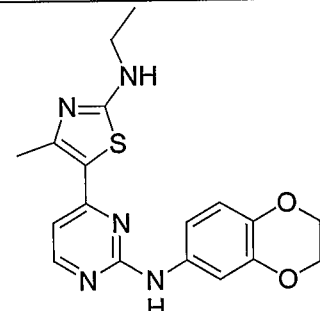
166

166		[4-(4-Benzyl-piperazin-1-yl)-phenyl]-[4-(4-methyl-2-phenethylamino-thiazol-5-yl)-pyrimidin-2-yl]-amine
167		[4-(4-Methyl-2-phenylamino-thiazol-5-yl)-pyrimidin-2-yl]-(4-morpholin-4-yl-phenyl)-amine
168		[4-(2-Amino-4-methyl-thiazol-5-yl)-pyrimidin-2-yl]-(3,4,5-trimethoxy-phenyl)-amine
169		[4-(2,6-Dimethyl-morpholin-4-yl)-phenyl]-[4-(2-ethylamino-4-methyl-thiazol-5-yl)-pyrimidin-2-yl]-amine
170		(3,5-Dimethoxy-phenyl)-[4-(4-methyl-2-methylamino-thiazol-5-yl)-pyrimidin-2-yl]-amine

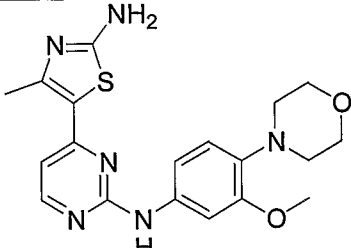
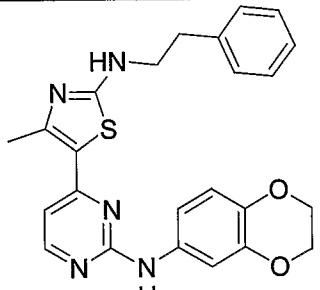
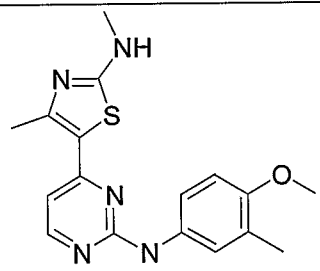
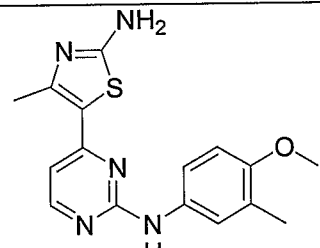
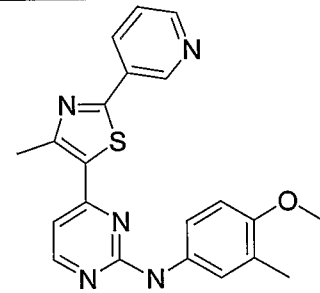
167

171		(3,5-Dimethoxy-phenyl)-[4-(4-methyl-2-phenylamino-thiazol-5-yl)-pyrimidin-2-yl]-amine
172		1-(4-{4-[4-(4-Methyl-2-phenylamino-thiazol-5-yl)-pyrimidin-2-ylamino]-phenyl}-piperazin-1-yl)-ethanone
173		[4-(2,4-Dimethyl-thiazol-5-yl)-pyrimidin-2-yl]-(3-methoxy-4-morpholin-4-yl-phenyl)-amine
174		[4-(2,4-Dimethyl-thiazol-5-yl)-pyrimidin-2-yl]-(4-morpholin-4-ylmethyl-phenyl)-amine
175		(3,5-Dimethoxy-phenyl)-[4-(2,4-dimethyl-thiazol-5-yl)-pyrimidin-2-yl]-amine
176		[4-(4-Benzyl-piperazin-1-yl)-phenyl]-[4-(4-methyl-2-phenylamino-thiazol-5-yl)-pyrimidin-2-yl]-amine

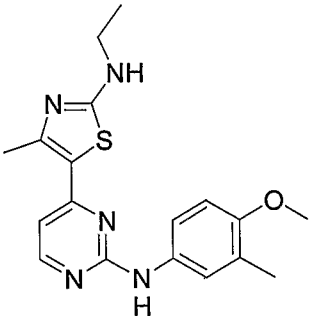
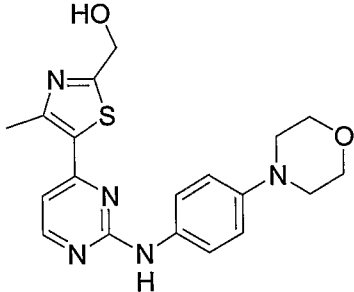
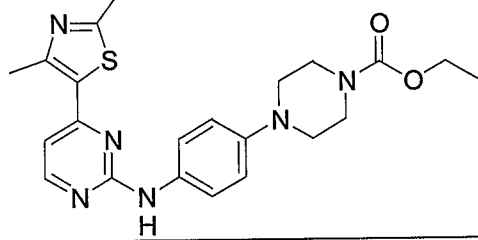
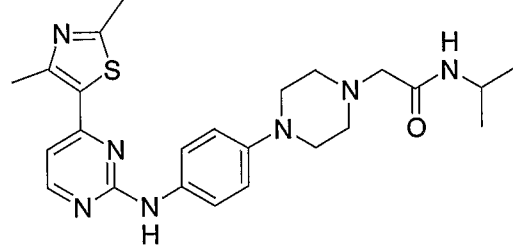
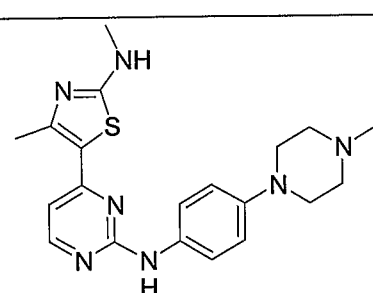
168

177		Benzo[1,3]dioxol-5-yl-[4-(4-methyl-2-pyridin-3-yl-thiazol-5-yl)-pyrimidin-2-yl]-amine
178		Benzo[1,3]dioxol-5-yl-[4-(2-ethylamino-4-methyl-thiazol-5-yl)-pyrimidin-2-yl]-amine
179		[4-(2-Amino-4-methyl-thiazol-5-yl)-pyrimidin-2-yl]-benzo[1,3]dioxol-5-yl-amine
180		(2,3-Dihydro-benzo[1,4]dioxin-6-yl)-[4-(4-methyl-2-pyridin-3-yl-thiazol-5-yl)-pyrimidin-2-yl]-amine
181		(2,3-Dihydro-benzo[1,4]dioxin-6-yl)-[4-(2-ethylamino-4-methyl-thiazol-5-yl)-pyrimidin-2-yl]-amine

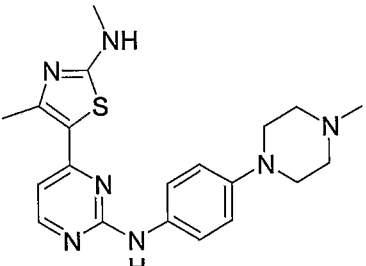
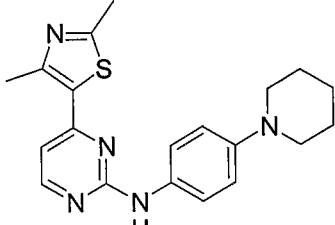
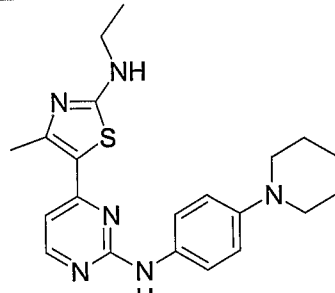
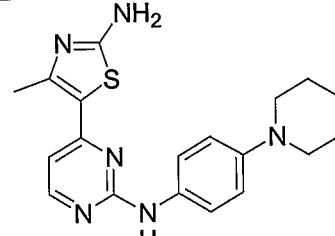
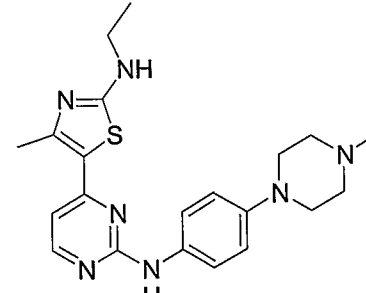
169

182		[4-(2-Amino-4-methyl-thiazol-5-yl)-pyrimidin-2-yl]-(3-methoxy-4-morpholin-4-yl-phenyl)-amine
183		(2,3-Dihydro-benzo[1,4]dioxin-6-yl)-[4-(4-methyl-2-phenethylamino-thiazol-5-yl)-pyrimidin-2-yl]-amine
184		(4-Methoxy-3-methyl-phenyl)-[4-(4-methyl-2-methylamino-thiazol-5-yl)-pyrimidin-2-yl]-amine
185		[4-(2-Amino-4-methyl-thiazol-5-yl)-pyrimidin-2-yl]-(4-methoxy-3-methyl-phenyl)-amine
186		(4-Methoxy-3-methyl-phenyl)-[4-(4-methyl-2-pyridin-3-yl-thiazol-5-yl)-pyrimidin-2-yl]-amine

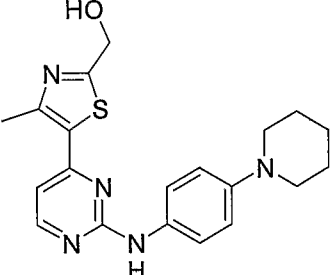
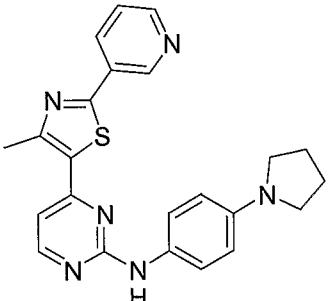
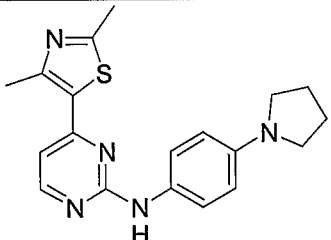
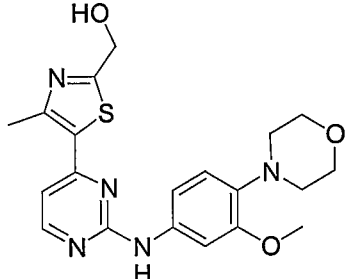
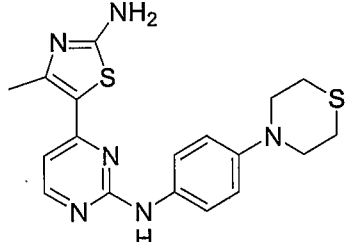
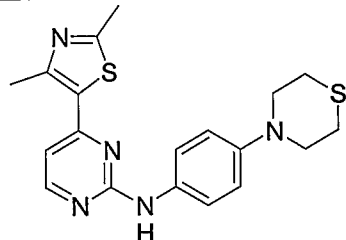
170

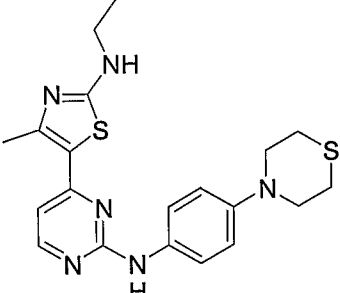
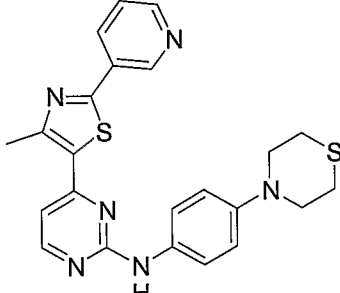
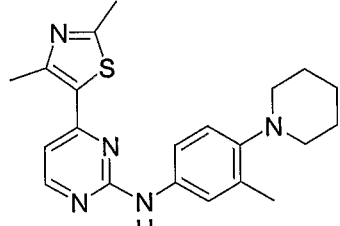
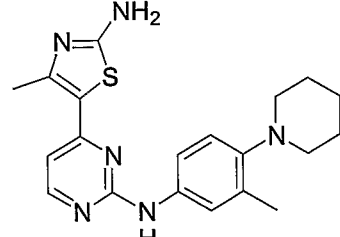
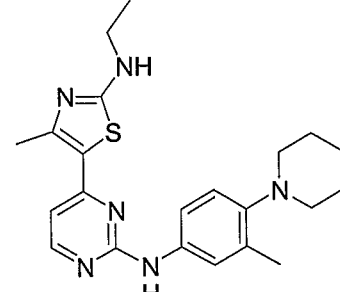
187		[4-(2-Ethylamino-4-methyl-thiazol-5-yl)-pyrimidin-2-yl]-(4-methoxy-3-methyl-phenyl)-amine
188		{4-Methyl-5-[2-(4-morpholin-4-yl)-phenylamino]-pyrimidin-4-yl}-thiazol-2-yl}-methanol
189		4-{4-[4-(2,4-Dimethyl-thiazol-5-yl)-pyrimidin-2-ylamino]-phenyl}-piperazine-1-carboxylic acid ethyl ester
190		2-(4-{4-[4-(2,4-Dimethyl-thiazol-5-yl)-pyrimidin-2-ylamino]-phenyl}-piperazin-1-yl)-N-isopropyl-acetamide
191		[4-(4-Methyl-2-methylamino-thiazol-5-yl)-pyrimidin-2-yl]-[4-(4-methyl-piperazin-1-yl)-phenyl]-amine

171

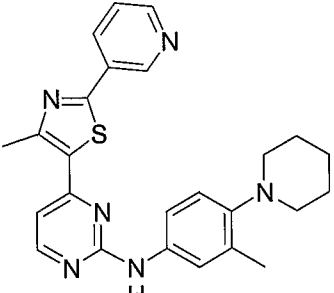
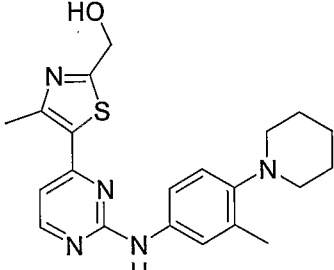
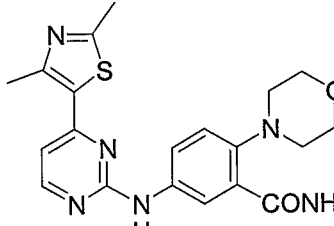
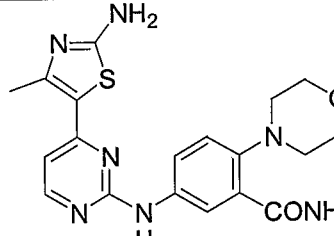
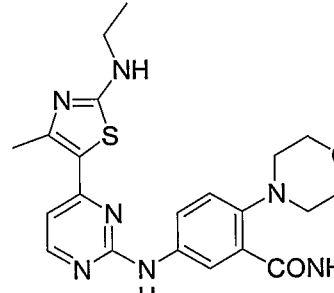
192		[4-(4-Methyl-2-methylamino-thiazol-5-yl)-pyrimidin-2-yl]-[4-(4-methyl-piperazin-1-yl)-phenyl]-amine
193		[4-(2,4-Dimethyl-thiazol-5-yl)-pyrimidin-2-yl]-(4-piperidin-1-yl-phenyl)-amine
194		[4-(2-Ethylamino-4-methyl-thiazol-5-yl)-pyrimidin-2-yl]-(4-piperidin-1-yl-phenyl)-amine
195		[4-(2-Amino-4-methyl-thiazol-5-yl)-pyrimidin-2-yl]-(4-piperidin-1-yl-phenyl)-amine
196		[4-(2-Ethylamino-4-methyl-thiazol-5-yl)-pyrimidin-2-yl]-[4-(4-methyl-piperazin-1-yl)-phenyl]-amine

172

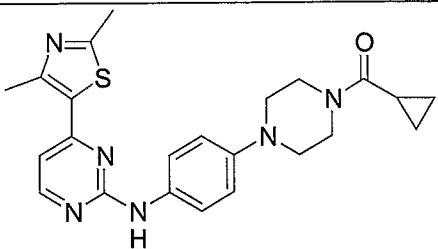
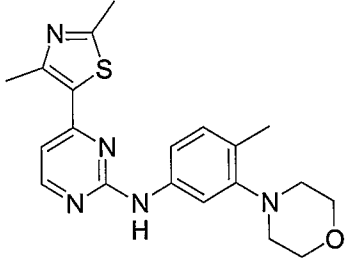
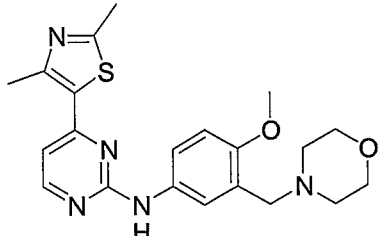
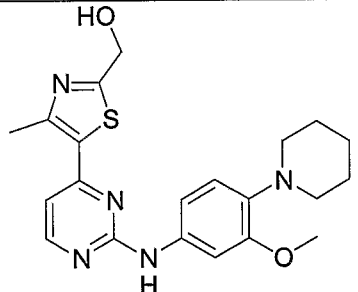
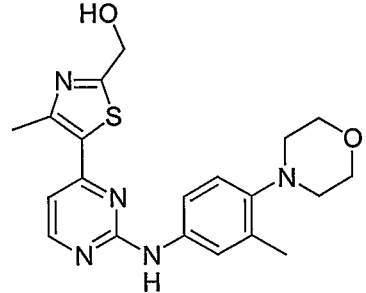
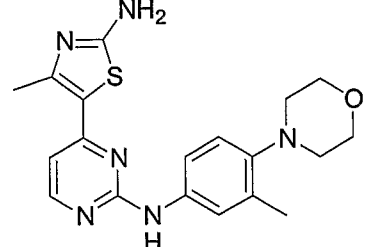
197		{4-Methyl-5-[2-(4-piperidin-1-yl-phenylamino)-pyrimidin-4-yl]-thiazol-2-yl}-methanol
198		[4-(4-Methyl-2-pyridin-3-yl-thiazol-5-yl)-pyrimidin-2-yl]-(4-pyrrolidin-1-yl-phenyl)-amine
199		[4-(2,4-Dimethyl-thiazol-5-yl)-pyrimidin-2-yl]-(4-pyrrolidin-1-yl-phenyl)-amine
200		{5-[2-(3-Methoxy-4-morpholin-4-yl-phenylamino)-pyrimidin-4-yl]-4-methyl-thiazol-2-yl}-methanol
201		[4-(2-Amino-4-methyl-thiazol-5-yl)-pyrimidin-2-yl]-(4-thiomorpholin-4-yl-phenyl)-amine
202		[4-(2,4-Dimethyl-thiazol-5-yl)-pyrimidin-2-yl]-(4-thiomorpholin-4-yl-phenyl)-amine

203		[4-(2-Ethylamino-4-methyl-thiazol-5-yl)-pyrimidin-2-yl]-(4-thiomorpholin-4-yl-phenyl)-amine
204		[4-(4-Methyl-2-pyridin-3-yl-thiazol-5-yl)-pyrimidin-2-yl]-(4-thiomorpholin-4-yl-phenyl)-amine
205		[4-(2,4-Dimethyl-thiazol-5-yl)-pyrimidin-2-yl]-(3-methyl-4-piperidin-1-yl-phenyl)-amine
206		[4-(2-Amino-4-methyl-thiazol-5-yl)-pyrimidin-2-yl]-(3-methyl-4-piperidin-1-yl-phenyl)-amine
207		[4-(2-Ethylamino-4-methyl-thiazol-5-yl)-pyrimidin-2-yl]-(3-methyl-4-piperidin-1-yl-phenyl)-amine

174

208		(3-Methyl-4-piperidin-1-yl-phenyl)-[4-(4-methyl-2-pyridin-3-yl-thiazol-5-yl)-pyrimidin-2-yl]-amine
209		{4-Methyl-5-[2-(3-methyl-4-piperidin-1-yl-phenylamino)-pyrimidin-4-yl]-thiazol-2-yl}-methanol
210		5-[4-(2,4-Dimethyl-thiazol-5-yl)-pyrimidin-2-ylamino]-2-morpholin-4-yl-benzamide
211		5-[4-(2-Amino-4-methyl-thiazol-5-yl)-pyrimidin-2-ylamino]-2-morpholin-4-yl-benzamide
212		5-[4-(2-Ethylamino-4-methyl-thiazol-5-yl)-pyrimidin-2-ylamino]-2-morpholin-4-yl-benzamide

175

213		Cyclopropyl-(4-{4-[4-(2,4-dimethyl-thiazol-5-yl)-pyrimidin-2-ylamino]-phenyl}-piperazin-1-yl)-methanone
214		[4-(2,4-Dimethyl-thiazol-5-yl)-pyrimidin-2-yl]-(4-methyl-3-morpholin-4-yl-phenyl)-amine
215		[4-(2,4-Dimethyl-thiazol-5-yl)-pyrimidin-2-yl]-(4-methoxy-3-morpholin-4-ylmethyl-phenyl)-amine
216		{5-[2-(3-Methoxy-4-piperidin-1-yl-phenylamino)-pyrimidin-4-yl]-4-methyl-thiazol-2-yl}-methanol
217		{4-Methyl-5-[2-(3-methyl-4-morpholin-4-yl-phenylamino)-pyrimidin-4-yl]-thiazol-2-yl}-methanol
218		[4-(2-Amino-4-methyl-thiazol-5-yl)-pyrimidin-2-yl]-(3-methyl-4-morpholin-4-yl-phenyl)-amine

176

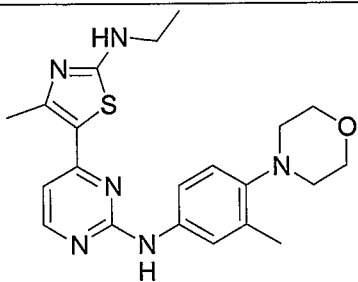
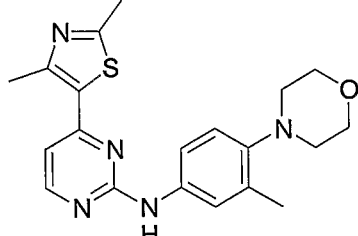
219		[4-(2-Ethylamino-4-methyl-thiazol-5-yl)-pyrimidin-2-yl]-(3-methyl-4-morpholin-4-yl-phenyl)-amine
220		[4-(2,4-Dimethyl-thiazol-5-yl)-pyrimidin-2-yl]-(3-methyl-4-morpholin-4-yl-phenyl)-amine

Table 2. Inhibition of protein kinases by example compounds (pIC₅₀ is – log(IC₅₀, M)).

No.	Kinase Inhibition pIC ₅₀								
	CDK1 – cyclin B	CDK2 – cyclin A	CDK2 – cyclin E	CDK4 – cyclin D1	CDK7 – cyclin H	CDK9 – cyclin T1	GSK-3b	Flt3 ^a	Aurora A kinase
1			6.0		5.5			6.9	
2	5.9		5.8	6.5	6.1	6.5	6.2		
3				5.5	5.7		5.3	7.7	7.7
4	6.3	6.0	6.5	5.9	6.0	6.6	6.4		6.6
5	5.9	6.7	6.8	6.8	6.6	7.9	6.7	7.3	7.5
6	6.0	6.4	7.0	6.7	6.9	8.1		7.3	6.9
7	5.5	5.6	6.4	6.0	6.2	6.7		7.9	6.7
8	5.3	5.3	5.7	5.6	5.7	6.3	4.9	7.3	4.4
9	6.2	6.0	6.8	6.6	5.3	6.3	5.7		6.8
10		5.2	5.8		5.2	6.5	5.2	6.8	5.7
11	5.8	5.8	6.8	5.9	6.2	5.9	5.8		6.7
12	6.2	6.3	7.2	6.2	6.7	7.0	5.7	6.1	6.6
13	6.2	6.9	7.4	7.2	6.7	7.6		7.5	7.8
14	6.4	6.2	7.4	6.9	6.1	7.1	6.2	7.1	
15	6.3	6.0	6.7	6.2	5.8	6.1	6.0	6.3	7.4
16	6.0	5.9	6.8	6.3	5.7	6.6	6.0	6.8	7.1
17	6.0	7.4	7.3	5.8	5.6	6.7	5.7	6.6	7.4
18	5.7	5.8	6.1	6.6	6.9	7.8	5.6	6.8	
19	6.7	6.8	8.3	7.8	7.3	8.6	6.8	7.5	7.4
20	6.8	7.8	8.6	5.6	5.4	7.2	6.5	6.5	

177

21	6.0	6.1	7.2	7.4	6.6	7.9	6.6	6.8	7.1
22	6.0	6.1	7.0	6.7	7.0	7.4		7.1	7.2
23	6.0	5.9	6.3	5.7	6.1	7.7	6.1	7.9	8.4
24	5.7	5.9	6.3	5.9	6.3	7.5		8.1	8.6
25	5.4	5.4	6.0		5.5	5.7		7.2	7.7
26	5.9	6.0	6.6	5.6	6.1	6.9	6.5	6.0	7.1
27	6.6	8.2	8.5	6.8	6.7	9.0	7.0	7.2	6.5
28		6.1	7.8	6.6	7.0	8.5	6.2	7.1	
29			6.5	6.4	6.1	8.0		6.0	7.3
30	5.7	6.0	7.0	6.1	6.4	7.7	6.5	6.7	7.8
31	6.3	5.9	6.6	7.3	6.0	7.7		7.2	7.2
32					5.3	5.6			7.9
33	6.3	6.7	7.3	6.7	6.9	8.0	6.7		5.9
34	7.4	7.9	8.4	7.0	6.0	7.5	5.9	6.5	7.5
35	7.5	8.2	8.4	7.7	7.1	8.0	6.2	7.2	7.2
36					5.9	7.4	5.4		7.9
37			5.5		5.4		5.9	6.8	6.0
38					6.2	7.6	5.7	6.7	6.3
39	7.3	7.9	7.8	6.3	6.2	6.7	5.3		6.9
40	7.1	7.8	8.5			6.8	6.3		8.3
41	7.3	7.8	8.1	6.3	5.5		6.1		7.3
42			6.5		5.2	7.4	6.0	7.1	7.6
43			8.0						6.9
44	5.7	5.7		5.7	5.5	6.6		7.2	
45	5.3	5.5	5.6	5.5	5.4	6.4		7.0	7.8
46	4.9				5.3	6.0	5.5	6.7	
47								6.7	
48	6.2	6.2	6.6	6.2				7.2	7.3
49	6.7	6.8	7.6	6.0		6.5		6.7	8.3
50						6.7			7.7
51	5.8		6.2	6.2			6.2		7.0
52			6.0						7.0
53	5.7	5.7	6.4	6.8	6.8	7.0	6.3	6.7	6.8
54			7.0	6.6	6.1	7.4	6.2	6.6	7.6
55	5.5	5.7	6.6	5.8	6.2	7.5	6.3	6.7	6.8
56		5.4			5.3	6.3	5.9		6.9
57	4.1		4.9	5.0	4.8	5.0	4.9		7.2
58	5.3	6.0	6.2	6.6	6.0	6.7	5.3	7.6	7.7
59	6.0	6.3	6.8	7.4	6.9	7.0		7.8	7.1
60	5.2	5.5	6.2	6.8	6.7	6.5		7.4	7.3
61	5.2	5.7	6.4	6.6	6.4	6.8		7.2	7.7
62		5.5	7.1			5.2			
63	5.2	5.5	6.2	6.3	5.6	6.4	5.8		5.8

179

120			6.1		5.5	5.7			7.5
121			5.3			5.4		6.4	7.4
122			5.7		5.8	5.9			6.7
123									7.3
124									6.7
125									5.6
126									6.6
127									
128									7.0
129									
130			6.1						6.8
131			5.6		5.8	5.6			6.6
132			6.2						7.0
134			6.7						6.9
135									5.9
138			5.4		5.5				7.3
139									5.8
140									5.8
141			6.1						6.8
143			6.9						7.3
144			6.6						7.0
145									5.4
146									5.6
147									6.3
148									6.5
149			6.6						6.4
150			5.9					6.9	6.8
151			6.7					7.2	7.2
152			6.5					7.5	7.3
153									6.1
154								7.0	7.1
156								7.0	7.0
157			6.6						7.6
158			6.0						6.7
159									6.1
160									6.1
161			6.8					8.3	7.0
162			5.5			5.5		7.2	6.9
163			5.9		5.6	6.2		6.9	7.2
164			6.4		5.4	5.7		7.6	7.5
165			5.6					7.7	7.2
168			6.4		5.9	6.5		8.3	7.5
169			5.8			5.5		7.4	7.3

180

170			6.5					8.0	7.2
172									6.6
173			6.1		5.5	5.5			7.4
174			5.9		6.6	6.0		6.8	7.0
175			5.9		5.3	5.8		7.4	7.1
176									5.2
177									5.7
178			6.7						6.8
179			7.0						7.1
180									5.8
181			6.3						6.7
182			6.1		5.6	6.0			7.4
183									5.9
184			6.9						7.2
185			6.6						7.4
186									6.3
187			6.1						7.0
188			5.8			5.4			7.1
189			5.7			5.7			7.0
190			6.0		5.1	5.6			7.2
191									6.5
192									6.0
193						5.4			6.7
194			6.1						7.1
195			6.1		5.8	6.4			7.4
196			6.2						6.7
197			5.6		5.1	5.5			7.0
198									5.7
199									6.2
200			5.7						7.4
201			5.8			5.8			7.2
202			5.3						6.8
203			5.7			5.5			6.9
204									6.3
205									6.4
206			5.9						6.8
207									6.3
208									6.0
209									6.6
210									6.6
211			5.6		5.2	5.7			6.8
212			6.0			5.9			7.2
213			5.8			5.6			7.4

181

214								6.6
215		5.8						6.7
216		5.8		5.8	6.2			7.2
217		5.9		5.1	5.4			7.3
218		5.9			5.8			7.2
219		6.0			5.5			7.2
220		5.9			5.2			7.4

^a FMS-like tyrosine kinase-3.

Table 3. Kinase selectivity profile for selected example compounds. Results are expressed as percentage remaining kinase activity in the presence of 5 μ M test compound compared to control (no test compound); SD: standard deviation.

Protein kinase	Test compound no.			
	59		138	
	Remaining activity (%)	SD (%)	Remaining activity (%)	SD (%)
MKK1	25	0	21	3
MAPK2/ERK2	59	9	39	2
JNK/SAPK1c	2	1	10	4
SAPK2a/p38	39	4	33	9
SAPK2b/p38 β 2	36	8	42	4
SAPK3/p38g	69	7	74	8
SAPK4/p38d	66	3	85	4
MAPKAP-K1a	14	2	34	2
MAPKAP-K2	84	8	84	6
MSK1	45	3	69	2
PRAK	44	1	59	6
PKA	22	1	29	4
PKCa	33	1	41	2
PDK1	20	1	55	5
PKB	82	0	91	7
SGK	0	0	5	0
p70 S6K	13	2	41	2
GSK3b	37	6	21	1
ROCK-II	5	2	14	3
AMPK	2	1	28	6
CHK1	10	0	55	8
CK2	2	0	5	0

182

PHK	3	3	15	4
Lck	1	1	7	3
CSK	14	1	30	1
CDK2/cyclin A	1	1	9	3
DYRK1a	4	3	27	0
CK1	3	1	27	1
NEK6	47	0	80	6
NEK2a	9	5	6	0
MAPKAP-K1b	17	1	48	7
IKKb	7	3	34	3
smMLCK	10	6	44	6
PRK2	8	2	78	6
MNK2	20	0	27	0
CAMK-1	30	4	91	8
PIM2	80	2	93	2
NEK7	50	1	79	6
JNK3	13	0	15	10
MAPKAP-K3	87	2	104	7
ERK8	4	3	11	0
MNK1	3	1	18	0
SRPK1	88	2	110	4
PKBb	75	2	92	8
Aurora B	4	2	5	3

Table 4. Kinase selectivity profile for selected example compounds.

Kinase	Kinase inhibition IC ₅₀ (μM)						
	Test compound no.						
	19	27	34	37	38	55	59
Abl	0.37	2.1	7.6	3.8	2.3	2.1	0.47
Akt/PKB	> 10	> 10	> 10	> 10	> 10	> 10	> 10
Aurora A	0.04	0.32	0.03	1.1	0.45	0.16	0.09
Aurora B	0.02	0.26	0.005	0.24	0.14	0.11	0.016
CaMKII	4.3	> 10	> 10	> 10	6.2	> 10	1.0
CDK1B	0.20	0.26	0.04	> 10	> 10	2.9	1.2
CDK2A	0.16	0.007	0.012	> 10	> 10	2.1	0.63
CDK2E	0.005	0.003	0.004	3.0	> 10	0.27	0.15
CDK4D1	0.017	0.18	0.11	> 10	> 10	1.6	0.046
CDK6D3	0.039	0.33	0.098	> 10	4.8	2.1	0.029
CDK7H	0.054	0.20	0.90	5.9	0.65	0.62	0.16

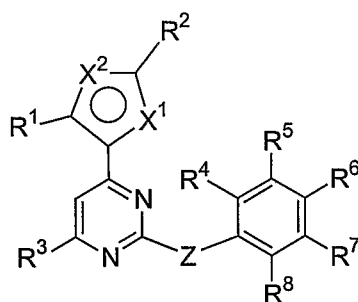
183

CDK9T1	0.003	0.001	0.029	0.022	0.028	0.03	0.11
CK2	2.0	1.0	2.0	> 10	5.9	1.5	1.5
ERK2	> 10	> 10	> 10	> 10	> 10	> 10	> 10
Flt3	0.03	0.065	0.32	0.17	0.20	0.18	0.017
GSK3b	0.17	0.094	1.3	1.8	2.2	0.45	> 10
GSK3a	0.16	0.012	0.22	0.65	0.96	0.29	> 10
Lck	0.49	0.50	6.1	4.9	2.6	1.8	0.12
PDGFb	0.49	0.52	0.85	6.6	4.8	1.9	0.21
PKA	> 10	> 10	> 10	> 10	> 10	> 10	6.6
PKC	5.5	> 10	> 10	6.4	2.5	5.8	> 10
Plk1	> 10	> 10	> 10	> 10	> 10	> 10	> 10
S6	1.4	> 10	> 10	> 10	5.9	4.0	0.59
SAPK2a	0.58	> 10	> 10	> 10	> 10	> 10	3.3
Src	1.2						
VEGFR2	0.036	0.044	0.11	0.39		0.24	0.046

184

CLAIMS

1. A compound of formula I, or a pharmaceutically acceptable salt thereof,



I

wherein:

one of X^1 and X^2 is S, and the other of X^1 and X^2 is N;

Z is NH, NHCO, NHCOCH₂, NHSO₂, NHCH₂, CH₂, CH₂CH₂, CH=CH, O, S, SO₂, or SO;

R^1 , R^2 , R^3 , R^4 , R^5 , R^6 , R^7 and R^8 are each independently H, alkyl, alkyl- R^9 , aryl, aryl- R^9 , aralkyl, aralkyl- R^9 , halogeno, NO₂, CN, OH, O-alkyl, COR⁹, COOR⁹, O-aryl, O- R^9 , NH₂, NH-alkyl, NH-aryl, NH(aralkyl), N-(alkyl)₂, N-(aryl)₂, N-(alkyl)(aryl), NH- R^9 , N-(R^9)(R^{10}), N-(alkyl)(R^9), N-(aryl)(R^9), COOH, CONH₂, CONH-alkyl, CONH-aryl, CON-(alkyl)(R^9), CON(aryl)(R^9), CONH- R^9 , CON-(R^9)(R^{10}), SO₃H, SO₂-alkyl, SO₂-alkyl- R^9 , SO₂-aryl, SO₂-aryl- R^9 , SO₂NH₂, SO₂NH- R^9 , SO₂N-(R^9)(R^{10}), CF₃, CO-alkyl, CO-alkyl- R^9 , CO-aryl, CO-aryl- R^9 or R^{11} , wherein alkyl, aryl, aralkyl groups may be further substituted with one or more groups selected from halogeno, NO₂, OH, O-methyl, NH₂, COOH, CONH₂ and CF₃;

or two of R^4 - R^8 are linked to form a cyclic ether containing one or more oxygens;

R^9 and R^{10} are each independently solubilising groups selected from:

- (i) - a mono-, di- or polyhydroxylated alicyclic group;
- a di- or polyhydroxylated aliphatic or aromatic group;
- a carbohydrate derivative;

185

- an O- and/or S-containing heterocyclic group optionally substituted by one or more hydroxyl groups;
 - an aliphatic or aromatic group containing a carboxamide, sulfoxide, sulfone, or sulfonamide function; or
 - a halogenated alkylcarbonyl group;
- (ii) COOH, SO₃H, OSO₃H, PO₃H₂, or OPO₃H₂;
- (iii) Y, where Y is selected from an alicyclic, aromatic, or heterocyclic group comprising one or more of the functions =N-, -O-, -N-, -NH₂, -NH-, a quarternary amine salt, guanidine, and amidine, where Y is optionally substituted by one or more substituents selected from:
- halogen;
 - SO₂-alkyl;
 - alkyl optionally substituted by one or more OH or halogen groups;
 - CO-alkyl;
 - aralkyl;
 - COO-alkyl; and
 - an ether group optionally substituted by one or more OH groups;
- (iv) a natural or unnatural amino acid, a peptide or a peptide derivative;

each R¹¹ is a solubilising group as defined for R⁹ and R¹⁰ in (i) or (iv) above; or is selected from:

- (v) OSO₃H, PO₃H₂, or OPO₃H₂;
- (vi) Y as defined above, but excluding guanidine and quarternary amine salts;
- (vii) NHCO(CH₂)_m[NHCO(CH₂)_{m'}]_p[NHCO(CH₂)_{m''}]_qY or NHCO(CH₂)_tNH(CH₂)_{t'}Y where p and q are each 0 or 1, and m, m', m'', t and t' are each independently an integer from 1 to 10; and
- (viii) (CH₂)_nNR¹⁴COR¹², (CH₂)_nNR¹⁵SO₂R¹³, or SO₂R¹⁶, where R¹², R¹³ and R¹⁶ are each alkyl groups optionally comprising one or more heteroatoms, and which are optionally substituted by one or more substituents selected from OH, NH₂, halogen

186

and NO_2 , R^{14} and R^{15} are each independently H or alkyl, and n and n' are each independently 0, 1, 2, or 3;

- (ix) an ether or polyether optionally substituted by one or more hydroxyl groups or one or more Y groups;
- (x) $(\text{CH}_2)_r\text{NH}_2$; where r is 0, 1, 2, or 3;
- (xi) $(\text{CH}_2)_{r'}\text{OH}$; where r' is 0, 1, 2, or 3;
- (xii) $(\text{CH}_2)_n\text{NR}^{17}\text{COR}^{18}$ where R^{17} is H or alkyl, n is 0, 1, 2 or 3 and R^{18} is an aryl or heteroaryl group, each of which may be optionally substituted by one or more substituents selected from halogeno, NO_2 , OH, alkoxy, NH_2 , COOH , CONH_2 and CF_3 ;
- (xiii) $\text{SO}_2\text{NR}^{19}\text{R}^{20}$ where R^{19} and R^{20} are each independently H, alkyl, aralkyl, CO-alkyl or aryl, with the proviso that at least one of R^{19} and R^{20} is other than H, or R^{19} and R^{20} are linked to form a cyclic group optionally containing one or more heteroatoms selected from N, O and S, and wherein said alkyl, aryl or cyclic group is optionally substituted by one or more substituents selected from halogeno, NO_2 , OH, alkoxy, NH_2 , COOH , CH_2CO_2 -alkyl, CONH_2 and CF_3 ;
- (xiv) N-piperidinyl, N-pyrrolidinyl or N-thiomorpholinyl, each of which may be optionally substituted by one or more alkyl, alkoxy or CO-alkyl groups;

with the proviso that when Z is -NH- at least one of R^4 - R^8 is selected from:

$(\text{CH}_2)_n\text{NR}^{17}\text{COR}^{18}$;

$\text{SO}_2\text{NR}^{19}\text{R}^{20}$; and

N-piperidinyl, N-pyrrolidinyl and N-thiomorpholinyl, each of which may be optionally substituted by one or more alkyl, alkoxy or CO-alkyl groups;

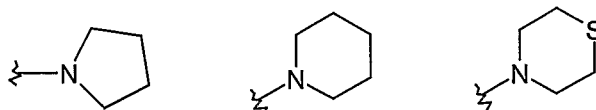
or two of R^4 - R^8 are linked to form a cyclic ether containing one or more oxygens.

2. A compound according to claim 1 wherein Z is -NH- and at least one of R^4 - R^8 is selected from $(\text{CH}_2)_n\text{NR}^{17}\text{COR}^{18}$ and $\text{SO}_2\text{NR}^{19}\text{R}^{20}$.

187

3. A compound according to claim 1 wherein Z is -NH- and at least one of R⁴-R⁸ is N-piperidinyl, N-pyrrolidinyl or N-thiomorpholinyl, each of which may be optionally substituted by one or more alkyl, alkoxy or CO-alkyl groups.

4. A compound according to claim 1 wherein at least one of R⁴-R⁸ is selected from



5. A compound according to claim 1 wherein Z is -NH-, one of R⁶ and R⁷ is selected from:

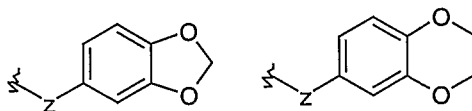


N-piperidinyl, N-pyrrolidinyl or N-thiomorpholinyl, each of which may be optionally substituted by one or more alkyl, alkoxy or CO-alkyl groups;
and the other of R⁶ and R⁷ is H, alkyl or alkoxy.

6. A compound according to claim 1 wherein Z is -NH- and two of R⁴-R⁸ are linked to form a cyclic ether containing one or more oxygens.

7. A compound according to claim 1 wherein R⁶ and R⁷ are linked to form a cyclic ether containing one or more oxygens.

8. A compound according to claim 1 wherein R⁶ and R⁷ are linked to form a cyclic ether as shown below



9. A compound according to claim 1 wherein Z is NHCOCH₂.

188

10. A compound according to any one of claims 1 to 9 wherein at least one of R^6 and R^7 is $(CH_2)_nNR^{17}COR^{18}$ or $SO_2NR^{19}R^{20}$.

11. A compound according to claim 1 wherein at least one of R^4 - R^8 is $(CH_2)_nNR^{17}COR^{18}$.

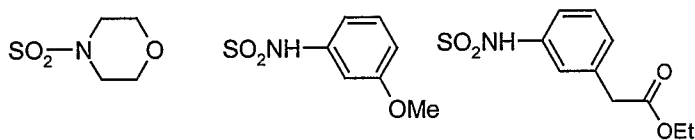
12. A compound according to claim 11 where n is 1, R^{17} is H and R^{18} is phenyl or pyridinyl.

13. A compound according to claim 1 wherein at least one of R^4 - R^8 is $SO_2NR^{19}R^{20}$.

14. A compound according to claim 13 wherein

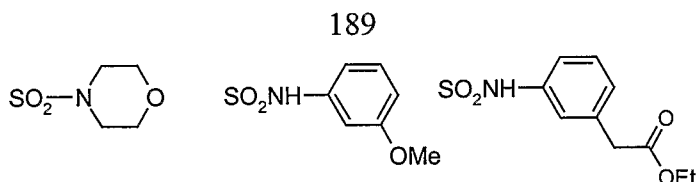
- (i) one of R^{19} and R^{20} is H and the other is an alkyl, aralkyl, aryl or heteroaryl group, each of which is optionally substituted by one or more alkoxy, alkyl, OH or CH_2CO_2 -alkyl groups;
- (ii) R^{19} and R^{20} are each independently alkyl; or
- (iii) R^{19} and R^{20} together with the nitrogen to which they are attached are linked to form a morpholine group.

15. A compound according to claim 1 wherein at least one of R^4 - R^8 is selected from



$CH_2NHCOPh$, CH_2NHCO -pyridinyl, $SO_2NHCOMe$, SO_2NHCH_2Ph , $SO_2NHC(Me)_2CH_2OH$, SO_2NHMe , SO_2NH^iPr , SO_2NHEt , SO_2NEt_2 , $SO_2NHCH_2CH_2OH$ and $SO_2NHCH_2CH_2OMe$.

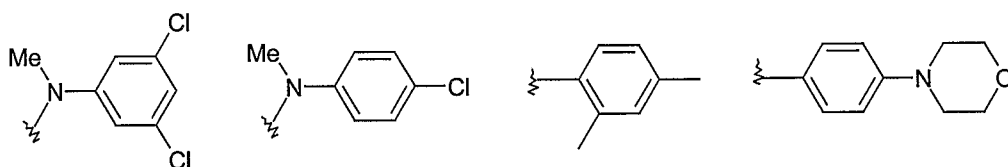
16. A compound according to claim 1 wherein R^4 , R^5 and R^8 are all H, one of R^6 and R^7 is selected from the following:



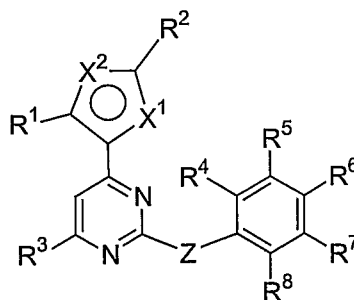
CH₂NHCOPh, CH₂NHCO-pyridinyl, SO₂NHCOMe, SO₂NHCH₂Ph,
 SO₂NHC(Me)₂CH₂OH, SO₂NHMe, SO₂NH^tPr, SO₂NHEt, SO₂NEt₂, SO₂NHCH₂CH₂OH
 and SO₂NHCH₂CH₂OMe;
 and the other of R⁶ and R⁷ is H, alkyl or alkoxy.

17. A compound according to any one of claims 1 to 16 wherein R² is selected from aryl, aryl-R⁹, NH₂, NH(alkyl), alkyl, N(alkyl)₂, N(alkyl)CO-alkyl, N(alkyl)(aryl), NH(aryl), CH₂OH, wherein said alkyl and aryl groups are optionally substituted by one or more alkoxy, halo, R¹¹ or CF₃ groups.

18. A compound according to any one of claims 1 to 17 wherein R² is selected from NH₂, NHMe, N(Me(Et)), NHEt, NH^tBu, Me, NHCH₂CH₂OMe, NMe₂, CH₂OH, NHPh,



19. A compound of formula II, or a pharmaceutically acceptable salt thereof,



II

wherein:

one of X¹ and X² is S, and the other of X¹ and X² is N;

190

Z is NH, NHCO, NHCOCH₂, NHSO₂, NHCH₂, CH₂, CH₂CH₂, CH=CH, O, S, SO₂, or SO;

R¹, R³, R⁴, R⁵, R⁶, R⁷ and R⁸ are each independently H, alkyl, alkyl-R⁹, aryl, aryl-R⁹, aralkyl, aralkyl-R⁹, halogeno, NO₂, CN, OH, O-alkyl, COR⁹, COOR⁹, O-aryl, O-R⁹, NH₂, NH-alkyl, NH-aryl, NH(aralkyl), N-(alkyl)₂, N-(aryl)₂, N-(alkyl)(aryl), NH-R⁹, N-(R⁹)(R¹⁰), N-(alkyl)(R⁹), N-(aryl)(R⁹), COOH, CONH₂, CONH-alkyl, CONH-aryl, CON-(alkyl)(R⁹), CON(aryl)(R⁹), CONH-R⁹, CON-(R⁹)(R¹⁰), SO₃H, SO₂-alkyl, SO₂-alkyl-R⁹, SO₂-aryl, SO₂-aryl-R⁹, SO₂NH₂, SO₂NH-R⁹, SO₂N-(R⁹)(R¹⁰), CF₃, CO-alkyl, CO-alkyl-R⁹, CO-aryl, CO-aryl-R⁹ or R¹¹, wherein alkyl, aryl, aralkyl groups may be further substituted with one or more groups selected from halogeno, NO₂, OH, O-methyl, NH₂, COOH, CONH₂ and CF₃;

R² is selected from pyridinyl, N(alkyl)pyridinyl, NH(aralkyl) and N(alkyl)(aralkyl), wherein said pyridinyl, alkyl or aralkyl groups may be optionally substituted by one or more alkyl, CF₃ or ether groups;

R⁹ and R¹⁰ are each independently solubilising groups selected from:

- (i)
 - a mono-, di- or polyhydroxylated alicyclic group;
 - a di- or polyhydroxylated aliphatic or aromatic group;
 - a carbohydrate derivative;
 - an O- and/or S-containing heterocyclic group optionally substituted by one or more hydroxyl groups;
 - an aliphatic or aromatic group containing a carboxamide, sulfoxide, sulfone, or sulfonamide function; or
 - a halogenated alkylcarbonyl group;
- (ii) COOH, SO₃H, OSO₃H, PO₃H₂, or OPO₃H₂;
- (iii) Y, where Y is selected from an alicyclic, aromatic, or heterocyclic group comprising one or more of the functions =N-, -O-, -NH₂, -N-, -NH-, a quarternary amine salt, guanidine, and amidine, where Y is optionally substituted by one or more substituents selected from:

191

- halogen;
 - SO₂-alkyl;
 - alkyl optionally substituted by one or more OH or halogen groups;
 - CO-alkyl;
 - aralkyl;
 - COO-alkyl; and
 - an ether group optionally substituted by one or more OH groups;
- (iv) a natural or unnatural amino acid, a peptide or a peptide derivative;

each R¹¹ is a solubilising group as defined for R⁹ and R¹⁰ in (i) or (iv) above; or is selected from:

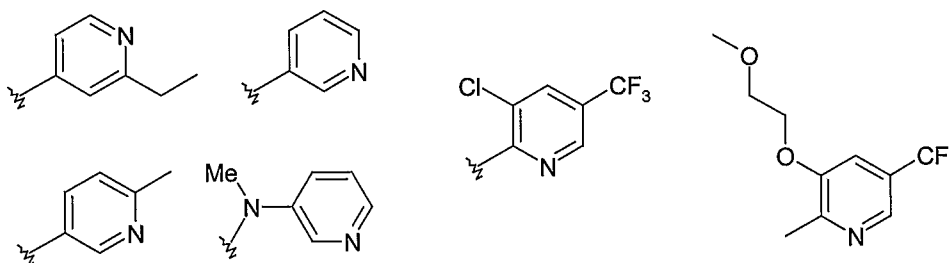
- (v) OSO₃H, PO₃H₂, or OPO₃H₂;
- (vi) Y as defined above, but excluding guanidine and quarternary amine salts;
- (vii) NHCO(CH₂)_m[NHCO(CH₂)_{m'}]_p[NHCO(CH₂)_{m''}]_qY or NHCO(CH₂)_tNH(CH₂)_{t'}Y where p and q are each 0 or 1, and m, m', m'', t and t' are each independently an integer from 1 to 10; and
- (viii) (CH₂)_nNR¹⁴COR¹², (CH₂)_nNR¹⁵SO₂R¹³, or SO₂R¹⁶, where R¹², R¹³ and R¹⁶ are each alkyl groups optionally comprising one or more heteroatoms, and which are optionally substituted by one or more substituents selected from OH, NH₂, halogen and NO₂, R¹⁴ and R¹⁵ are each independently H or alkyl, and n and n' are each independently 0, 1, 2, or 3;
- (ix) an ether or polyether optionally substituted by one or more hydroxyl groups or one or more Y groups;
- (x) (CH₂)_rNH₂; where r is 0, 1, 2, or 3;
- (xi) (CH₂)_rOH; where r' is 0, 1, 2, or 3;
- (xii) (CH₂)_nNR¹⁷COR¹⁸ where R¹⁷ is H or alkyl, n'' is 0, 1, 2 or 3 and R¹⁸ is an aryl or heteroaryl group, each of which may be optionally substituted by one or more substituents selected from halogeno, NO₂, OH, alkoxy, NH₂, COOH, CONH₂ and CF₃;

192

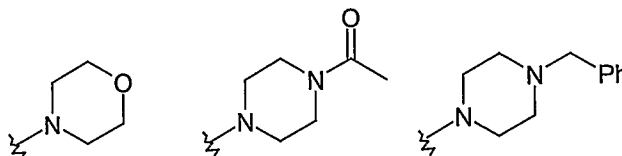
- (xiii) $\text{SO}_2\text{NR}^{19}\text{R}^{20}$ where R^{19} and R^{20} are each independently H, alkyl, aralkyl, CO-alkyl or aryl, with the proviso that at least one of R^{19} and R^{20} is other than H, or R^{19} and R^{20} are linked to form a cyclic group optionally containing one or more heteroatoms selected from N, O and S, and wherein said alkyl, aryl or cyclic group is optionally substituted by one or more substituents selected from halogeno, NO_2 , OH, alkoxy, NH_2 , COOH, CH_2CO_2 -alkyl, CONH_2 and CF_3 ;
- (xiv) N-piperidinyl, N-pyrrolidinyl or N-thiomorpholinyl, each of which may be optionally substituted by one or more alkyl, alkoxy or CO-alkyl groups;
- wherein at least one of R^6 and R^7 is a $(\text{CH}_2)_n\text{NR}^{14}\text{COR}^{12}$ group or an alicyclic group containing at least one -N- wherein said alicyclic group is optionally substituted by one or more alkyl, alkoxy, CO-alkyl or aralkyl groups.

20. A compound according to claim 19 wherein R^2 is selected from pyridinyl, N(methyl)pyridinyl, NH(aralkyl) and N(methyl)(aralkyl), wherein said pyridinyl or aralkyl groups may be optionally substituted by one or more alkyl, CF_3 or ether groups.

21. A compound according to claim 20 wherein R^2 is selected from N(Me) CH_2Ph , $\text{NHCH}_2\text{CH}_2\text{Ph}$, NHCH_2Ph ,



22. A compound according to claim 19 wherein R^6 is an alicyclic group selected from



193

23. A compound according to claim 19 wherein R⁶ or R⁷ is CH₂NHCOMe.
24. A compound according to any one of claims 1 to 23 wherein X¹ is S and X² is N.
25. A compound according to any one of claims 1 to 24 wherein R³ is H and R¹ is Me.
26. A compound according to any one of claims 1 to 25 wherein Z is NH.
27. A compound according to any one of claims 1 to 25 wherein Z is NHCOCH₂.
28. A compound according to claim 1 which is selected from compounds [9], [21], [22], [26], [29], [30]-[33], [36]-[41], [43], [52]-[56], [62]-[78], [80]-[82], [84], [91]-[98], [102], [110], [177]-[181], [183], [193]-[195], [197]-[199], [201]-[209] and [216].
29. A compound according to claim 19 which is selected from compounds [99], [100], [101], [103], [104]-[109], [117]-[119], [122], [126], [127], [153], [156], [158] and [162]-[165].
30. A compound selected from the following:
{3-[4-(2-Amino-4-methyl-thiazol-5-yl)-pyrimidin-2-ylamino]-phenyl}-acetic acid 2-methoxy-ethyl ester [1];
[4-(2-tert-Butylamino-4-methyl-thiazol-5-yl)-pyrimidin-2-yl]-(4-methyl-3-nitro-phenyl)-amine [2];
1-(4-{3-[4-(4-Methyl-2-methylamino-thiazol-5-yl)-pyrimidin-2-ylamino]-phenyl}-piperazin-1-yl)-ethanone [3];
[4-(2,4-Dimethyl-thiazol-5-yl)-pyrimidin-2-yl]-(3-methanesulfonyl-phenyl)-amine [4];
N-{3-[4-(2-Ethylamino-4-methyl-thiazol-5-yl)-pyrimidin-2-ylamino]-benzyl}-methanesulfonamide [5];
N-{3-[4-(2-Amino-4-methyl-thiazol-5-yl)-pyrimidin-2-ylamino]-benzyl}-

methanesulfonamide [6];

[4-(4-Methyl-2-methylamino-thiazol-5-yl)-pyrimidin-2-yl]-(3-piperazin-1-yl-phenyl)-amine [7];

[4-(2,4-Dimethyl-thiazol-5-yl)-pyrimidin-2-yl]-(3-piperazin-1-yl-phenyl)-amine [8];

N-{3-[4-(2,4-Dimethyl-thiazol-5-yl)-pyrimidin-2-ylamino]-benzyl}-benzamide [9];

N-{3-[4-(2-Ethylamino-4-methyl-thiazol-5-yl)-pyrimidin-2-ylamino]-benzyl}-C,C,C-trifluoro-methanesulfonamide [10];

N-{3-[4-(2,4-Dimethyl-thiazol-5-yl)-pyrimidin-2-ylamino]-benzyl}-C,C,C-trifluoro-methanesulfonamide [11];

N-{3-[4-(2-Amino-4-methyl-thiazol-5-yl)-pyrimidin-2-ylamino]-benzyl}-C,C,C-trifluoro-methanesulfonamide [12];

N-{4-[4-(2-Ethylamino-4-methyl-thiazol-5-yl)-pyrimidin-2-ylamino]-benzyl}-acetamide [13];

N-{4-[4-(4-Methyl-2-methylamino-thiazol-5-yl)-pyrimidin-2-ylamino]-benzyl}-acetamide [14];

N-{4-[4-(2,4-Dimethyl-thiazol-5-yl)-pyrimidin-2-ylamino]-benzyl}-acetamide [15];

N-{4-[4-(2-Amino-4-methyl-thiazol-5-yl)-pyrimidin-2-ylamino]-benzyl}-acetamide [16];

[4-(2-Ethylamino-4-methyl-thiazol-5-yl)-pyrimidin-2-yl]-(4-methanesulfonyl-phenyl)-amine [17];

3-[4-(2-Ethylamino-4-methyl-thiazol-5-yl)-pyrimidin-2-ylamino]-benzenesulfonamide [18];

3-[4-(4-Methyl-2-methylamino-thiazol-5-yl)-pyrimidin-2-ylamino]-benzenesulfonamide [19];

(4-Methanesulfonyl-phenyl)-[4-(4-methyl-2-methylamino-thiazol-5-yl)-pyrimidin-2-yl]-amine [20];

N-Methyl-3-[4-(4-methyl-2-methylamino-thiazol-5-yl)-pyrimidin-2-ylamino]-benzenesulfonamide [21];

3-[4-(2-Ethylamino-4-methyl-thiazol-5-yl)-pyrimidin-2-ylamino]-N-methyl-benzenesulfonamide [22];

195

[4-(4-Methyl-2-methylamino-thiazol-5-yl)-pyrimidin-2-yl]-(3,4,5-trimethoxy-phenyl)-amine [23];

[4-(2-Ethylamino-4-methyl-thiazol-5-yl)-pyrimidin-2-yl]-(3,4,5-trimethoxy-phenyl)-amine [24];

[4-(2,4-Dimethyl-thiazol-5-yl)-pyrimidin-2-yl]-(3,4,5-trimethoxy-phenyl)-amine [25];

3-[4-(2-Amino-4-methyl-thiazol-5-yl)-pyrimidin-2-ylamino]-N-methyl-benzenesulfonamide [26];

(3-Methanesulfonyl-phenyl)-[4-(4-methyl-2-methylamino-thiazol-5-yl)-pyrimidin-2-yl]-amine [27];

[4-(2-Ethylamino-4-methyl-thiazol-5-yl)-pyrimidin-2-yl]-(3-methanesulfonyl-phenyl)-amine [28];

N-Ethyl-3-[4-(2-ethylamino-4-methyl-thiazol-5-yl)-pyrimidin-2-ylamino]-benzenesulfonamide [29];

3-[4-(2-Amino-4-methyl-thiazol-5-yl)-pyrimidin-2-ylamino]-N-ethyl-benzenesulfonamide [30];

N-Ethyl-3-[4-(4-methyl-2-methylamino-thiazol-5-yl)-pyrimidin-2-ylamino]-benzenesulfonamide [31];

N-(3-Methoxy-phenyl)-3-[4-(4-methyl-2-methylamino-thiazol-5-yl)-pyrimidin-2-ylamino]-benzenesulfonamide [32];

3-[4-(2,4-Dimethyl-thiazol-5-yl)-pyrimidin-2-ylamino]-N-methyl-benzenesulfonamide [33];

4-[4-(4-Methyl-2-methylamino-thiazol-5-yl)-pyrimidin-2-ylamino]-benzenesulfonamide [34];

4-[4-(2-Ethylamino-4-methyl-thiazol-5-yl)-pyrimidin-2-ylamino]-benzenesulfonamide [35];

[4-(2-Ethylamino-4-methyl-thiazol-5-yl)-pyrimidin-2-yl]-[4-methyl-3-(morpholine-4-sulfonyl)-phenyl]-amine [36];

[4-(4-Methyl-2-methylamino-thiazol-5-yl)-pyrimidin-2-yl]-[4-methyl-3-(morpholine-4-sulfonyl)-phenyl]-amine [37];

[4-(2-Amino-4-methyl-thiazol-5-yl)-pyrimidin-2-yl]-[4-methyl-3-(morpholine-4-sulfonyl)-phenyl]-amine [38];

4-[4-(2-Ethylamino-4-methyl-thiazol-5-yl)-pyrimidin-2-ylamino]-N-(2-methoxy-ethyl)-benzenesulfonamide [39];

N-(2-Methoxy-ethyl)-4-[4-(4-methyl-2-methylamino-thiazol-5-yl)-pyrimidin-2-ylamino]-benzenesulfonamide [40];

4-[4-(2-Amino-4-methyl-thiazol-5-yl)-pyrimidin-2-ylamino]-N-(2-methoxy-ethyl)-benzenesulfonamide [41];

(3-Bromo-4-methyl-phenyl)-[4-(4-methyl-2-methylamino-thiazol-5-yl)-pyrimidin-2-yl]-amine [42];

4-[4-(2,4-Dimethyl-thiazol-5-yl)-pyrimidin-2-ylamino]-N-(2-methoxy-ethyl)-benzenesulfonamide [43];

{3-[4-(4-Methyl-2-methylamino-thiazol-5-yl)-pyrimidin-2-ylamino]-phenyl}-acetic acid 2-methoxy-ethyl ester [44];

{3-[4-(2-Ethylamino-4-methyl-thiazol-5-yl)-pyrimidin-2-ylamino]-phenyl}-acetic acid 2-methoxy-ethyl ester [45];

1-(4-{3-[4-(2,4-Dimethyl-thiazol-5-yl)-pyrimidin-2-ylamino]-phenyl}-piperazin-1-yl)-ethanone [46];

{3-[4-(2,4-Dimethyl-thiazol-5-yl)-pyrimidin-2-ylamino]-5-hydroxymethyl-phenyl}-methanol [47];

{3-Hydroxymethyl-5-[4-(4-methyl-2-methylamino-thiazol-5-yl)-pyrimidin-2-ylamino]-phenyl}-methanol [48];

N-{3-[4-(2,4-Dimethyl-thiazol-5-yl)-pyrimidin-2-ylamino]-benzyl}-methanesulfonamide [49];

(3-Bromo-phenyl)-[4-(2-ethylamino-4-methyl-thiazol-5-yl)-pyrimidin-2-yl]-amine [50];

[4-(2-tert-Butylamino-4-methyl-thiazol-5-yl)-pyrimidin-2-yl]-(3-nitro-phenyl)-amine [51];

N,N-Diethyl-4-[4-(4-methyl-2-methylamino-thiazol-5-yl)-pyrimidin-2-ylamino]-benzenesulfonamide [52];

3-[4-(2-Ethylamino-4-methyl-thiazol-5-yl)-pyrimidin-2-ylamino]-N-(2-methoxy-ethyl)-benzenesulfonamide [53];

N-(2-Methoxy-ethyl)-3-[4-(4-methyl-2-methylamino-thiazol-5-yl)-pyrimidin-2-ylamino]-benzenesulfonamide [54];

3-[4-(2-Amino-4-methyl-thiazol-5-yl)-pyrimidin-2-ylamino]-N-(2-methoxy-ethyl)-benzenesulfonamide [55];

3-[4-(2,4-Dimethyl-thiazol-5-yl)-pyrimidin-2-ylamino]-N-(2-methoxy-ethyl)-benzenesulfonamide [56];

1-(4-{4-[4-(2-Amino-4-methyl-thiazol-5-yl)-pyrimidin-2-ylamino]-phenyl}-piperazin-1-yl)-ethanone [57];

1-(4-{4-[4-(2-Ethylamino-4-methyl-thiazol-5-yl)-pyrimidin-2-ylamino]-phenyl}-piperazin-1-yl)-ethanone [58];

[4-(2-Ethylamino-4-methyl-thiazol-5-yl)-pyrimidin-2-yl]-(4-piperazin-1-yl-phenyl)-amine [59];

[4-(4-Benzyl-piperazin-1-yl)-phenyl]-[4-(2-ethylamino-4-methyl-thiazol-5-yl)-pyrimidin-2-yl]-amine [60];

[4-(2-Amino-4-methyl-thiazol-5-yl)-pyrimidin-2-yl]-(4-piperazin-1-yl-phenyl)-amine [61];

(3-{4-[4-(4-Methyl-2-methylamino-thiazol-5-yl)-pyrimidin-2-ylamino]-benzenesulfonylamino}-phenyl)-acetic acid ethyl ester [62];

N-Acetyl-3-[4-(4-methyl-2-methylamino-thiazol-5-yl)-pyrimidin-2-ylamino]-benzenesulfonamide [63];

N-Acetyl-3-[4-(2-amino-4-methyl-thiazol-5-yl)-pyrimidin-2-ylamino]-benzenesulfonamide [64];

4-[4-(2-Ethylamino-4-methyl-thiazol-5-yl)-pyrimidin-2-ylamino]-N-(2-hydroxy-ethyl)-benzenesulfonamide [65];

4-[4-(2,4-Dimethyl-thiazol-5-yl)-pyrimidin-2-ylamino]-N-ethyl-benzenesulfonamide [66];

N-(2-Hydroxy-ethyl)-4-[4-(4-methyl-2-methylamino-thiazol-5-yl)-pyrimidin-2-ylamino]-benzenesulfonamide [67];

4-[4-(2-Amino-4-methyl-thiazol-5-yl)-pyrimidin-2-ylamino]-N-(2-hydroxy-ethyl)-benzenesulfonamide [68];

4-[4-(2,4-Dimethyl-thiazol-5-yl)-pyrimidin-2-ylamino]-N-(2-hydroxy-ethyl)-benzenesulfonamide [69];

3-[4-(2-Ethylamino-4-methyl-thiazol-5-yl)-pyrimidin-2-ylamino]-N-isopropyl-benzenesulfonamide [70];

N-Benzyl-4-[4-(2-ethylamino-4-methyl-thiazol-5-yl)-pyrimidin-2-ylamino]-benzenesulfonamide [71];

N-Benzyl-4-[4-(4-methyl-2-methylamino-thiazol-5-yl)-pyrimidin-2-ylamino]-benzenesulfonamide [72];

4-[4-(2-Amino-4-methyl-thiazol-5-yl)-pyrimidin-2-ylamino]-N-benzyl-benzenesulfonamide [73];

N-Benzyl-4-[4-(2,4-dimethyl-thiazol-5-yl)-pyrimidin-2-ylamino]-benzenesulfonamide [74];

3-[4-(2-Ethylamino-4-methyl-thiazol-5-yl)-pyrimidin-2-ylamino]-N-(2-hydroxy-ethyl)-benzenesulfonamide [75];

N-(2-Hydroxy-ethyl)-3-[4-(4-methyl-2-methylamino-thiazol-5-yl)-pyrimidin-2-ylamino]-benzenesulfonamide [76];

3-[4-(2-Amino-4-methyl-thiazol-5-yl)-pyrimidin-2-ylamino]-N-(2-hydroxy-ethyl)-benzenesulfonamide [77];

3-[4-(2,4-Dimethyl-thiazol-5-yl)-pyrimidin-2-ylamino]-N-(2-hydroxy-ethyl)-benzenesulfonamide [78];

[4-(2-Ethylamino-4-methyl-thiazol-5-yl)-pyrimidin-2-yl]-pyridin-3-ylmethyl-amine [79];

N-Benzyl-3-[4-(2-ethylamino-4-methyl-thiazol-5-yl)-pyrimidin-2-ylamino]-benzenesulfonamide [80];

[4-(2-Amino-4-methyl-thiazol-5-yl)-pyrimidin-2-yl]-[3-(morpholine-4-sulfonyl)-phenyl]-amine [81];

[4-(2,4-Dimethyl-thiazol-5-yl)-pyrimidin-2-yl]-[4-methyl-3-(morpholine-4-sulfonyl)-phenyl]-amine [82];

3-{4-[2-(2-Methoxy-ethylamino)-4-methyl-thiazol-5-yl]-pyrimidin-2-ylamino}-benzenesulfonamide [83];

3-[4-(2-Ethylamino-4-methyl-thiazol-5-yl)-pyrimidin-2-ylamino]-N-(2-hydroxy-1,1-dimethyl-ethyl)-benzenesulfonamide [84];

4-(4-Methyl-2-methylamino-thiazol-5-yl)-pyrimidin-2-ylamine [85];

4-(2-Ethylamino-4-methyl-thiazol-5-yl)-pyrimidin-2-ylamine [86];

N-[5-(2-Amino-pyrimidin-4-yl)-4-methyl-thiazol-2-yl]-N-ethyl-acetamide [87];

4-(2-Dimethylamino-4-methyl-thiazol-5-yl)-pyrimidin-2-ylamine [88];

4-Chloromethyl-N-[4-(2-dimethylamino-4-methyl-thiazol-5-yl)-pyrimidin-2-yl]-benzamide [89];

(3-Aminomethyl-phenyl)-[4-(2,4-dimethyl-thiazol-5-yl)-pyrimidin-2-yl]-amine [90];

Pyridine-2-carboxylic acid 3-[4-(2,4-dimethyl-thiazol-5-yl)-pyrimidin-2-ylamino]-benzylamide [91];

2-(4-Chloro-phenyl)-N-[4-(2-dimethylamino-4-methyl-thiazol-5-yl)-pyrimidin-2-yl]-acetamide [92];

N-[4-(2-Dimethylamino-4-methyl-thiazol-5-yl)-pyrimidin-2-yl]-2-(4-nitro-phenyl)-acetamide [93];

N-[4-(2-Dimethylamino-4-methyl-thiazol-5-yl)-pyrimidin-2-yl]-2-(4-methoxy-phenyl)-acetamide [94];

N-[4-(2-Ethylamino-4-methyl-thiazol-5-yl)-pyrimidin-2-yl]-2-(4-methoxy-phenyl)-acetamide [95];

N-[4-(2,4-Dimethyl-thiazol-5-yl)-pyrimidin-2-yl]-2-(4-methoxy-phenyl)-acetamide [96];

2-(4-Chloro-phenyl)-N-[4-(2,4-dimethyl-thiazol-5-yl)-pyrimidin-2-yl]-acetamide [97];

N-[4-(2,4-Dimethyl-thiazol-5-yl)-pyrimidin-2-yl]-2-(4-nitro-phenyl)-acetamide [98];

{4-[2-(2-Ethyl-pyridin-4-yl)-4-methyl-thiazol-5-yl]-pyrimidin-2-yl}-(4-morpholin-4-yl-phenyl)-amine [99];

[4-(4-Methyl-2-pyridin-3-yl-thiazol-5-yl)-pyrimidin-2-yl]-(4-morpholin-4-yl-phenyl)-amine [100];

200

N-{3-[4-(4-Methyl-2-pyridin-3-yl-thiazol-5-yl)-pyrimidin-2-ylamino]-benzyl}-acetamide [101];

4-{4-[2-(2-Ethyl-pyridin-4-yl)-4-methyl-thiazol-5-yl]-pyrimidin-2-ylamino}-N-(2-hydroxy-ethyl)-benzenesulfonamide [102];

N-{4-[4-(4-Methyl-2-pyridin-3-yl-thiazol-5-yl)-pyrimidin-2-ylamino]-benzyl}-acetamide [103];

N-(4-{4-[2-(2-Ethyl-pyridin-4-yl)-4-methyl-thiazol-5-yl]-pyrimidin-2-ylamino}-benzyl)-acetamide [104];

N-(3-{4-[2-(2-Ethyl-pyridin-4-yl)-4-methyl-thiazol-5-yl]-pyrimidin-2-ylamino}-benzyl)-acetamide [105];

{4-[4-Methyl-2-(6-methyl-pyridin-3-yl)-thiazol-5-yl]-pyrimidin-2-yl}-(4-morpholin-4-yl-phenyl)-amine [106];

(4-{2-[3-(2-Methoxy-ethoxy)-5-trifluoromethyl-pyridin-2-yl]-4-methyl-thiazol-5-yl}-pyrimidin-2-yl)-(4-morpholin-4-yl-phenyl)-amine [107];

N-(3-{4-[4-Methyl-2-(6-methyl-pyridin-3-yl)-thiazol-5-yl]-pyrimidin-2-ylamino}-benzyl)-acetamide [108];

N-(3-{4-[2-(3-Chloro-5-trifluoromethyl-pyridin-2-yl)-4-methyl-thiazol-5-yl]-pyrimidin-2-ylamino}-benzyl)-acetamide [109];

N-(2-Methoxy-ethyl)-4-[4-(4-methyl-2-pyridin-3-yl-thiazol-5-yl)-pyrimidin-2-ylamino]-benzenesulfonamide [110];

[4-(2-Ethylamino-4-methyl-thiazol-5-yl)-pyrimidin-2-yl]-(4-methoxy-2-methyl-phenyl)-amine [111];

[4-(2,4-Dimethyl-thiazol-5-yl)-pyrimidin-2-yl]-(4-methoxy-2-methyl-phenyl)-amine [112];

[4-(2,4-Dimethyl-thiazol-5-yl)-pyrimidin-2-yl]-(5-methoxy-2-methyl-phenyl)-amine [113];

[4-(4-Benzyl-piperazin-1-yl)-phenyl]-[4-(2,4-dimethyl-thiazol-5-yl)-pyrimidin-2-yl]-amine [114];

[4-(2-Ethylamino-4-methyl-thiazol-5-yl)-pyrimidin-2-yl]-(5-methoxy-2-methyl-phenyl)-amine [115];

201

(3-Aminomethyl-phenyl)-[4-(4-methyl-2-pyridin-3-yl-thiazol-5-yl)-pyrimidin-2-yl]-amine [116];

[4-(2-Benzylamino-4-methyl-thiazol-5-yl)-pyrimidin-2-yl]-(4-morpholin-4-yl-phenyl)-amine [117];

N-{3-[4-(2-Benzylamino-4-methyl-thiazol-5-yl)-pyrimidin-2-ylamino]-benzyl}-acetamide [118];

1-(4-{4-[4-(4-Methyl-2-pyridin-3-yl-thiazol-5-yl)-pyrimidin-2-ylamino]-phenyl}-piperazin-1-yl)-ethanone [119];

{4-[2-(Ethyl-methyl-amino)-4-methyl-thiazol-5-yl]-pyrimidin-2-yl}-(4-morpholin-4-yl-phenyl)-amine [120];

[4-(2,6-Dimethyl-morpholin-4-yl)-phenyl]-[4-(2,4-dimethyl-thiazol-5-yl)-pyrimidin-2-yl]-amine [121];

1-[4-(4-{4-[2-(Benzyl-methyl-amino)-4-methyl-thiazol-5-yl]-pyrimidin-2-ylamino}-phenyl)-piperazin-1-yl]-ethanone [122];

(4-{2-[(3,5-Dichloro-phenyl)-methyl-amino]-4-methyl-thiazol-5-yl}-pyrimidin-2-yl)-(4-morpholin-4-yl-phenyl)-amine [123];

(4-{2-[(4-Chloro-phenyl)-methyl-amino]-4-methyl-thiazol-5-yl}-pyrimidin-2-yl)-(4-morpholin-4-yl-phenyl)-amine [124];

N-[3-(4-{2-[(3,5-Dichloro-phenyl)-methyl-amino]-4-methyl-thiazol-5-yl}-pyrimidin-2-ylamino)-benzyl]-acetamide [125];

(3,5-Dichloro-4-morpholin-4-yl-phenyl)-[4-(4-methyl-2-pyridin-3-yl-thiazol-5-yl)-pyrimidin-2-yl]-amine [126];

(3-Chloro-4-morpholin-4-yl-phenyl)-[4-(4-methyl-2-pyridin-3-yl-thiazol-5-yl)-pyrimidin-2-yl]-amine [127];

(3-Chloro-4-morpholin-4-yl-phenyl)-(4-{2-[(3,5-dichloro-phenyl)-methyl-amino]-4-methyl-thiazol-5-yl}-pyrimidin-2-yl)-amine [128];

[4-(4-Methyl-2-thiophen-2-yl-thiazol-5-yl)-pyrimidin-2-yl]-(4-morpholin-4-yl-phenyl)-amine [129];

N-{3-[4-(4-Methyl-2-thiophen-2-yl-thiazol-5-yl)-pyrimidin-2-ylamino]-benzyl}-acetamide [130];

1-(4-{4-[4-(4-Methyl-2-thiophen-2-yl-thiazol-5-yl)-pyrimidin-2-ylamino]-phenyl}-piperazin-1-yl)-ethanone [131];

{5-[2-(4-Dimethylamino-phenylamino)-pyrimidin-4-yl]-4-methyl-thiazol-2-yl}-methanol [132];

(3,5-Dichloro-4-morpholin-4-yl-phenyl)-[4-(2-ethylamino-4-methyl-thiazol-5-yl)-pyrimidin-2-yl]-amine [133];

(3-Chloro-4-morpholin-4-yl-phenyl)-[4-(2-ethylamino-4-methyl-thiazol-5-yl)-pyrimidin-2-yl]-amine [134];

[4-(4,2'-Dimethyl-[2,4']bithiazolyl-5-yl)-pyrimidin-2-yl]-(4-morpholin-4-yl-phenyl)-amine [135];

(3-Chloro-4-morpholin-4-yl-phenyl)-[4-(4,2'-dimethyl-[2,4']bithiazolyl-5-yl)-pyrimidin-2-yl]-amine [136];

(3,5-Dichloro-4-morpholin-4-yl-phenyl)-[4-(4,2'-dimethyl-[2,4']bithiazolyl-5-yl)-pyrimidin-2-yl]-amine [137];

{4-[4-Methyl-2-(thiophene-2-sulfonylmethyl)-thiazol-5-yl]-pyrimidin-2-yl}-(4-morpholin-4-yl-phenyl)-amine [138];

[4-(2,4-Dimethyl-thiazol-5-yl)-pyrimidin-2-yl]-(2-methyl-4-morpholin-4-yl-phenyl)-amine [139];

{4-[2-(2,4-Dimethyl-phenyl)-4-methyl-thiazol-5-yl]-pyrimidin-2-yl}-(4-morpholin-4-yl-phenyl)-amine [140];

(3-Chloro-4-morpholin-4-yl-phenyl)-[4-(2,4-dimethyl-thiazol-5-yl)-pyrimidin-2-yl]-amine [141];

(3,5-Dichloro-4-morpholin-4-yl-phenyl)-[4-(2,4-dimethyl-thiazol-5-yl)-pyrimidin-2-yl]-amine [142];

[4-(2-tert-Butylamino-4-methyl-thiazol-5-yl)-pyrimidin-2-yl]-(4-morpholin-4-yl-phenyl)-amine [143];

{4-[2-(2-Methoxy-ethylamino)-4-methyl-thiazol-5-yl]-pyrimidin-2-yl}-(4-morpholin-4-yl-phenyl)-amine [144];

[4-(4-Methyl-2-methylamino-thiazol-5-yl)-pyrimidin-2-yl]-(2-methyl-4-morpholin-4-yl-phenyl)-amine [145];

[4-(2-Ethylamino-4-methyl-thiazol-5-yl)-pyrimidin-2-yl]-(2-methyl-4-morpholin-4-yl-phenyl)-amine [146];

{4-[4-Methyl-2-(4-morpholin-4-yl-phenyl)-thiazol-5-yl]-pyrimidin-2-yl}-(4-morpholin-4-yl-phenyl)-amine [147];

1-[4-(4-{4-[4-Methyl-2-(4-morpholin-4-yl-phenyl)-thiazol-5-yl]-pyrimidin-2-ylamino}-phenyl)-piperazin-1-yl]-ethanone [148];

N⁴-[4-(2,4-Dimethyl-thiazol-5-yl)-pyrimidin-2-yl]-N¹-methyl-2-trifluoromethyl-benzene-1,4-diamine [149];

[4-(2,4-Dimethyl-thiazol-5-yl)-pyrimidin-2-yl]-(3-morpholin-4-ylmethyl-phenyl)-amine [150];

4-[4-(2,4-Dimethyl-thiazol-5-yl)-pyrimidin-2-ylamino]-2-morpholin-4-ylmethyl-phenol [151];

[4-(2,4-Dimethyl-thiazol-5-yl)-pyrimidin-2-yl]-(3-morpholin-4-yl-phenyl)-amine [152];

{4-[4-Methyl-2-(methyl-pyridin-3-yl-amino)-thiazol-5-yl]-pyrimidin-2-yl}-(4-morpholin-4-yl-phenyl)-amine [153];

[4-(4-Methyl-2-pyridin-3-yl-thiazol-5-yl)-pyrimidin-2-yl]-(3,4,5-trimethoxy-phenyl)-amine [154];

(3,5-Dimethoxy-phenyl)-[4-(4-methyl-2-pyridin-3-yl-thiazol-5-yl)-pyrimidin-2-yl]-amine [155];

(3-Methoxy-4-morpholin-4-yl-phenyl)-[4-(4-methyl-2-pyridin-3-yl-thiazol-5-yl)-pyrimidin-2-yl]-amine [156];

[4-(2-Ethylamino-4-methyl-thiazol-5-yl)-pyrimidin-2-yl]-(3-methoxy-4-morpholin-4-yl-phenyl)-amine [157];

[4-(4-Methyl-2-phenethylamino-thiazol-5-yl)-pyrimidin-2-yl]-(4-morpholin-4-yl-phenyl)-amine [158];

(3,5-Dimethoxy-phenyl)-[4-(4-methyl-2-phenethylamino-thiazol-5-yl)-pyrimidin-2-yl]-amine [159];

(3,5-Dimethoxy-phenyl)-[4-(2-ethylamino-4-methyl-thiazol-5-yl)-pyrimidin-2-yl]-amine [160];

[4-(2-Amino-4-methyl-thiazol-5-yl)-pyrimidin-2-yl]-(3,5-dimethoxy-phenyl)-amine [161];

{4-[4-Methyl-2-(methyl-pyridin-3-yl-amino)-thiazol-5-yl]-pyrimidin-2-yl}-(4-morpholin-4-yl-phenyl)-amine [162];

1-(4-{4-[4-(4-Methyl-2-phenethylamino-thiazol-5-yl)-pyrimidin-2-ylamino]-phenyl}-piperazin-1-yl)-ethanone [163];

1-[4-(4-{4-[4-Methyl-2-(methyl-pyridin-3-yl-amino)-thiazol-5-yl]-pyrimidin-2-ylamino}-phenyl)-piperazin-1-yl]-ethanone [164];

[4-(4-Methyl-2-phenethylamino-thiazol-5-yl)-pyrimidin-2-yl]-(3,4,5-trimethoxy-phenyl)-amine [165];

[4-(4-Benzyl-piperazin-1-yl)-phenyl]-[4-(4-methyl-2-phenethylamino-thiazol-5-yl)-pyrimidin-2-yl]-amine [166];

[4-(4-Methyl-2-phenylamino-thiazol-5-yl)-pyrimidin-2-yl]-(4-morpholin-4-yl-phenyl)-amine [167];

[4-(2-Amino-4-methyl-thiazol-5-yl)-pyrimidin-2-yl]-(3,4,5-trimethoxy-phenyl)-amine [168];

[4-(2,6-Dimethyl-morpholin-4-yl)-phenyl]-[4-(2-ethylamino-4-methyl-thiazol-5-yl)-pyrimidin-2-yl]-amine [169];

(3,5-Dimethoxy-phenyl)-[4-(4-methyl-2-methylamino-thiazol-5-yl)-pyrimidin-2-yl]-amine [170];

(3,5-Dimethoxy-phenyl)-[4-(4-methyl-2-phenylamino-thiazol-5-yl)-pyrimidin-2-yl]-amine [171];

1-(4-{4-[4-(4-Methyl-2-phenylamino-thiazol-5-yl)-pyrimidin-2-ylamino]-phenyl}-piperazin-1-yl)-ethanone [172];

[4-(2,4-Dimethyl-thiazol-5-yl)-pyrimidin-2-yl]-(3-methoxy-4-morpholin-4-yl-phenyl)-amine [173];

[4-(2,4-Dimethyl-thiazol-5-yl)-pyrimidin-2-yl]-(4-morpholin-4-ylmethyl-phenyl)-amine [174];

(3,5-Dimethoxy-phenyl)-[4-(2,4-dimethyl-thiazol-5-yl)-pyrimidin-2-yl]-amine [175];

[4-(4-Benzyl-piperazin-1-yl)-phenyl]-[4-(4-methyl-2-phenylamino-thiazol-5-yl)-

pyrimidin-2-yl]-amine [176];

Benzo[1,3]dioxol-5-yl-[4-(4-methyl-2-pyridin-3-yl-thiazol-5-yl)-pyrimidin-2-yl]-amine [177];

Benzo[1,3]dioxol-5-yl-[4-(2-ethylamino-4-methyl-thiazol-5-yl)-pyrimidin-2-yl]-amine [178];

[4-(2-Amino-4-methyl-thiazol-5-yl)-pyrimidin-2-yl]-benzo[1,3]dioxol-5-yl-amine [179];

(2,3-Dihydro-benzo[1,4]dioxin-6-yl)-[4-(4-methyl-2-pyridin-3-yl-thiazol-5-yl)-pyrimidin-2-yl]-amine [180];

(2,3-Dihydro-benzo[1,4]dioxin-6-yl)-[4-(2-ethylamino-4-methyl-thiazol-5-yl)-pyrimidin-2-yl]-amine [181];

[4-(2-Amino-4-methyl-thiazol-5-yl)-pyrimidin-2-yl]-(3-methoxy-4-morpholin-4-yl-phenyl)-amine [182];

(2,3-Dihydro-benzo[1,4]dioxin-6-yl)-[4-(4-methyl-2-phenethylamino-thiazol-5-yl)-pyrimidin-2-yl]-amine [183];

(4-Methoxy-3-methyl-phenyl)-[4-(4-methyl-2-methylamino-thiazol-5-yl)-pyrimidin-2-yl]-amine [184];

[4-(2-Amino-4-methyl-thiazol-5-yl)-pyrimidin-2-yl]-(4-methoxy-3-methyl-phenyl)-amine [185];

(4-Methoxy-3-methyl-phenyl)-[4-(4-methyl-2-pyridin-3-yl-thiazol-5-yl)-pyrimidin-2-yl]-amine [186];

[4-(2-Ethylamino-4-methyl-thiazol-5-yl)-pyrimidin-2-yl]-(4-methoxy-3-methyl-phenyl)-amine [187];

{4-Methyl-5-[2-(4-morpholin-4-yl-phenylamino)-pyrimidin-4-yl]-thiazol-2-yl}-methanol [188];

4-{4-[4-(2,4-Dimethyl-thiazol-5-yl)-pyrimidin-2-ylamino]-phenyl}-piperazine-1-carboxylic acid ethyl ester [189];

2-(4-{4-[4-(2,4-Dimethyl-thiazol-5-yl)-pyrimidin-2-ylamino]-phenyl}-piperazin-1-yl)-N-isopropyl-acetamide [190];

[4-(4-Methyl-2-methylamino-thiazol-5-yl)-pyrimidin-2-yl]-[4-(4-methyl-piperazin-1-

yl)-phenyl]-amine [191];
[4-(4-Methyl-2-methylamino-thiazol-5-yl)-pyrimidin-2-yl]-[4-(4-methyl-piperazin-1-yl)-phenyl]-amine [192];
[4-(2,4-Dimethyl-thiazol-5-yl)-pyrimidin-2-yl]-(4-piperidin-1-yl-phenyl)-amine [193];
[4-(2-Ethylamino-4-methyl-thiazol-5-yl)-pyrimidin-2-yl]-(4-piperidin-1-yl-phenyl)-amine [194];
[4-(2-Amino-4-methyl-thiazol-5-yl)-pyrimidin-2-yl]-(4-piperidin-1-yl-phenyl)-amine [195];
[4-(2-Ethylamino-4-methyl-thiazol-5-yl)-pyrimidin-2-yl]-[4-(4-methyl-piperazin-1-yl)-phenyl]-amine [196];
{4-Methyl-5-[2-(4-piperidin-1-yl-phenylamino)-pyrimidin-4-yl]-thiazol-2-yl}-methanol [197];
[4-(4-Methyl-2-pyridin-3-yl-thiazol-5-yl)-pyrimidin-2-yl]-(4-pyrrolidin-1-yl-phenyl)-amine [198];
[4-(2,4-Dimethyl-thiazol-5-yl)-pyrimidin-2-yl]-(4-pyrrolidin-1-yl-phenyl)-amine [199];
{5-[2-(3-Methoxy-4-morpholin-4-yl-phenylamino)-pyrimidin-4-yl]-4-methyl-thiazol-2-yl}-methanol [200];
[4-(2-Amino-4-methyl-thiazol-5-yl)-pyrimidin-2-yl]-(4-thiomorpholin-4-yl-phenyl)-amine [201];
[4-(2,4-Dimethyl-thiazol-5-yl)-pyrimidin-2-yl]-(4-thiomorpholin-4-yl-phenyl)-amine [202];
[4-(2-Ethylamino-4-methyl-thiazol-5-yl)-pyrimidin-2-yl]-(4-thiomorpholin-4-yl-phenyl)-amine [203];
[4-(4-Methyl-2-pyridin-3-yl-thiazol-5-yl)-pyrimidin-2-yl]-(4-thiomorpholin-4-yl-phenyl)-amine [204];
[4-(2,4-Dimethyl-thiazol-5-yl)-pyrimidin-2-yl]-(3-methyl-4-piperidin-1-yl-phenyl)-amine [205];
[4-(2-Amino-4-methyl-thiazol-5-yl)-pyrimidin-2-yl]-(3-methyl-4-piperidin-1-yl-

phenyl)-amine [206];
[4-(2-Ethylamino-4-methyl-thiazol-5-yl)-pyrimidin-2-yl]-(3-methyl-4-piperidin-1-yl-phenyl)-amine [207];
(3-Methyl-4-piperidin-1-yl-phenyl)-[4-(4-methyl-2-pyridin-3-yl-thiazol-5-yl)-pyrimidin-2-yl]-amine [208];
{4-Methyl-5-[2-(3-methyl-4-piperidin-1-yl-phenylamino)-pyrimidin-4-yl]-thiazol-2-yl}-methanol [209];
5-[4-(2,4-Dimethyl-thiazol-5-yl)-pyrimidin-2-ylamino]-2-morpholin-4-yl-benzamide [210];
5-[4-(2-Amino-4-methyl-thiazol-5-yl)-pyrimidin-2-ylamino]-2-morpholin-4-yl-benzamide [211];
5-[4-(2-Ethylamino-4-methyl-thiazol-5-yl)-pyrimidin-2-ylamino]-2-morpholin-4-yl-benzamide [212];
Cyclopropyl-(4-{4-[4-(2,4-dimethyl-thiazol-5-yl)-pyrimidin-2-ylamino]-phenyl}-piperazin-1-yl)-methanone [213];
[4-(2,4-Dimethyl-thiazol-5-yl)-pyrimidin-2-yl]-(4-methyl-3-morpholin-4-yl-phenyl)-amine [214];
[4-(2,4-Dimethyl-thiazol-5-yl)-pyrimidin-2-yl]-(4-methoxy-3-morpholin-4-ylmethyl-phenyl)-amine [215];
{5-[2-(3-Methoxy-4-piperidin-1-yl-phenylamino)-pyrimidin-4-yl]-4-methyl-thiazol-2-yl}-methanol [216];
{4-Methyl-5-[2-(3-methyl-4-morpholin-4-yl-phenylamino)-pyrimidin-4-yl]-thiazol-2-yl}-methanol [217];
[4-(2-Amino-4-methyl-thiazol-5-yl)-pyrimidin-2-yl]-(3-methyl-4-morpholin-4-yl-phenyl)-amine [218];
[4-(2-Ethylamino-4-methyl-thiazol-5-yl)-pyrimidin-2-yl]-(3-methyl-4-morpholin-4-yl-phenyl)-amine [219];
[4-(2,4-Dimethyl-thiazol-5-yl)-pyrimidin-2-yl]-(3-methyl-4-morpholin-4-yl-phenyl)-amine [220];
or a pharmaceutically acceptable salt thereof.

31. A compound according to claim 1 which is selected from the following:

1-(4-{3-[4-(4-Methyl-2-methylamino-thiazol-5-yl)-pyrimidin-2-ylamino]-phenyl}-piperazin-1-yl)-ethanone[3];

[4-(2,4-Dimethyl-thiazol-5-yl)-pyrimidin-2-yl]-(3-methanesulfonyl-phenyl)-amine [4];

N-{3-[4-(2-Ethylamino-4-methyl-thiazol-5-yl)-pyrimidin-2-ylamino]-benzyl}-methanesulfonamide[5];

N-{3-[4-(2-Amino-4-methyl-thiazol-5-yl)-pyrimidin-2-ylamino]-benzyl}-methanesulfonamide [6];

[4-(4-Methyl-2-methylamino-thiazol-5-yl)-pyrimidin-2-yl]-(3-piperazin-1-yl-phenyl)-amine[7];

[4-(2,4-Dimethyl-thiazol-5-yl)-pyrimidin-2-yl]-(3-piperazin-1-yl-phenyl)-amine[8];

N-{3-[4-(2-Ethylamino-4-methyl-thiazol-5-yl)-pyrimidin-2-ylamino]-benzyl}-C,C,C-trifluoro-methanesulfonamide[10];

N-{3-[4-(2,4-Dimethyl-thiazol-5-yl)-pyrimidin-2-ylamino]-benzyl}-C,C,C-trifluoro-methanesulfonamide[11];

N-{3-[4-(2-Amino-4-methyl-thiazol-5-yl)-pyrimidin-2-ylamino]-benzyl}-C,C,C-trifluoro-methanesulfonamide[12];

N-{4-[4-(2-Ethylamino-4-methyl-thiazol-5-yl)-pyrimidin-2-ylamino]-benzyl}-acetamide[13];

N-{4-[4-(4-Methyl-2-methylamino-thiazol-5-yl)-pyrimidin-2-ylamino]-benzyl}-acetamide[14];

N-{4-[4-(2,4-Dimethyl-thiazol-5-yl)-pyrimidin-2-ylamino]-benzyl}-acetamide[15];

N-{4-[4-(2-Amino-4-methyl-thiazol-5-yl)-pyrimidin-2-ylamino]-benzyl}-acetamide[16];

[4-(2-Ethylamino-4-methyl-thiazol-5-yl)-pyrimidin-2-yl]-(4-methanesulfonyl-phenyl)-amine[17];

(4-Methanesulfonyl-phenyl)-[4-(4-methyl-2-methylamino-thiazol-5-yl)-pyrimidin-2-yl]-amine[20];

(3-Methanesulfonyl-phenyl)-[4-(4-methyl-2-methylamino-thiazol-5-yl)-pyrimidin-2-yl]-amine[27];

[4-(2-Ethylamino-4-methyl-thiazol-5-yl)-pyrimidin-2-yl]-(3-methanesulfonyl-phenyl)-amine[28];

1-(4-{3-[4-(2,4-Dimethyl-thiazol-5-yl)-pyrimidin-2-ylamino]-phenyl}-piperazin-1-yl)-ethanone[46];

{3-[4-(2,4-Dimethyl-thiazol-5-yl)-pyrimidin-2-ylamino]-5-hydroxymethyl-phenyl}-methanol[47];

{3-Hydroxymethyl-5-[4-(4-methyl-2-methylamino-thiazol-5-yl)-pyrimidin-2-ylamino]-phenyl}-methanol[48];

N-{3-[4-(2,4-Dimethyl-thiazol-5-yl)-pyrimidin-2-ylamino]-benzyl}-methanesulfonamide[49];

1-(4-{4-[4-(2-Amino-4-methyl-thiazol-5-yl)-pyrimidin-2-ylamino]-phenyl}-piperazin-1-yl)-ethanone [57];

1-(4-{4-[4-(2-Ethylamino-4-methyl-thiazol-5-yl)-pyrimidin-2-ylamino]-phenyl}-piperazin-1-yl)-ethanone [58];

[4-(2-Ethylamino-4-methyl-thiazol-5-yl)-pyrimidin-2-yl]-(4-piperazin-1-yl-phenyl)-amine [59];

[4-(4-Benzyl-piperazin-1-yl)-phenyl]-[4-(2-ethylamino-4-methyl-thiazol-5-yl)-pyrimidin-2-yl]-amine [60];

[4-(2-Amino-4-methyl-thiazol-5-yl)-pyrimidin-2-yl]-(4-piperazin-1-yl-phenyl)-amine [61];

[4-(2-Benzylamino-4-methyl-thiazol-5-yl)-pyrimidin-2-yl]-(4-morpholin-4-yl-phenyl)-amine [117];

1-(4-{4-[4-(4-Methyl-2-pyridin-3-yl-thiazol-5-yl)-pyrimidin-2-ylamino]-phenyl}-piperazin-1-yl)-ethanone [119];

{4-[2-(Ethyl-methyl-amino)-4-methyl-thiazol-5-yl]-pyrimidin-2-yl}-(4-morpholin-4-yl-phenyl)-amine [120];

[4-(2,6-Dimethyl-morpholin-4-yl)-phenyl]-[4-(2,4-dimethyl-thiazol-5-yl)-pyrimidin-2-yl]-amine [121];

{5-[2-(4-Dimethylamino-phenylamino)-pyrimidin-4-yl]-4-methyl-thiazol-2-yl}-methanol [132];

210

{4-[4-Methyl-2-(thiophene-2-sulfonylmethyl)-thiazol-5-yl]-pyrimidin-2-yl}-(4-morpholin-4-yl-phenyl)-amine [138];

{4-[2-(2-Methoxy-ethylamino)-4-methyl-thiazol-5-yl]-pyrimidin-2-yl}-(4-morpholin-4-yl-phenyl)-amine [144];

N⁴-[4-(2,4-Dimethyl-thiazol-5-yl)-pyrimidin-2-yl]-N¹-methyl-2-trifluoromethyl-benzene-1,4-diamine [149];

[4-(2,4-Dimethyl-thiazol-5-yl)-pyrimidin-2-yl]-(3-morpholin-4-ylmethyl-phenyl)-amine [150];

4-[4-(2,4-Dimethyl-thiazol-5-yl)-pyrimidin-2-ylamino]-2-morpholin-4-ylmethyl-phenol [151];

(3-Methoxy-4-morpholin-4-yl-phenyl)-[4-(4-methyl-2-pyridin-3-yl-thiazol-5-yl)-pyrimidin-2-yl]-amine [156];

[4-(2-Ethylamino-4-methyl-thiazol-5-yl)-pyrimidin-2-yl]-(3-methoxy-4-morpholin-4-yl-phenyl)-amine [157];

[4-(2,6-Dimethyl-morpholin-4-yl)-phenyl]-[4-(2-ethylamino-4-methyl-thiazol-5-yl)-pyrimidin-2-yl]-amine [169];

[4-(2-Amino-4-methyl-thiazol-5-yl)-pyrimidin-2-yl]-(3-methoxy-4-morpholin-4-yl-phenyl)-amine [182];

[4-(2,4-Dimethyl-thiazol-5-yl)-pyrimidin-2-yl]-(4-piperidin-1-yl-phenyl)-amine [193];

[4-(2-Ethylamino-4-methyl-thiazol-5-yl)-pyrimidin-2-yl]-(4-piperidin-1-yl-phenyl)-amine [194];

[4-(2-Amino-4-methyl-thiazol-5-yl)-pyrimidin-2-yl]-(4-piperidin-1-yl-phenyl)-amine [195];

{4-Methyl-5-[2-(4-piperidin-1-yl-phenylamino)-pyrimidin-4-yl]-thiazol-2-yl}-methanol [197];

{5-[2-(3-Methoxy-4-morpholin-4-yl-phenylamino)-pyrimidin-4-yl]-4-methyl-thiazol-2-yl}-methanol [200];

[4-(2-Amino-4-methyl-thiazol-5-yl)-pyrimidin-2-yl]-(4-thiomorpholin-4-yl-phenyl)-amine [201];

[4-(2,4-Dimethyl-thiazol-5-yl)-pyrimidin-2-yl]-(4-thiomorpholin-4-yl-phenyl)-amine

[202];

[4-(2-Ethylamino-4-methyl-thiazol-5-yl)-pyrimidin-2-yl]-(4-thiomorpholin-4-yl-phenyl)-amine [203];

[4-(2,4-Dimethyl-thiazol-5-yl)-pyrimidin-2-yl]-(3-methyl-4-piperidin-1-yl-phenyl)-amine [205];

[4-(2-Amino-4-methyl-thiazol-5-yl)-pyrimidin-2-yl]-(3-methyl-4-piperidin-1-yl-phenyl)-amine [206];

[4-(2-Ethylamino-4-methyl-thiazol-5-yl)-pyrimidin-2-yl]-(3-methyl-4-piperidin-1-yl-phenyl)-amine [207];

{4-Methyl-5-[2-(3-methyl-4-piperidin-1-yl-phenylamino)-pyrimidin-4-yl]-thiazol-2-yl}-methanol [209];

Cyclopropyl-(4-{4-[4-(2,4-dimethyl-thiazol-5-yl)-pyrimidin-2-ylamino]-phenyl}-piperazin-1-yl)-methanone [213];

[4-(2,4-Dimethyl-thiazol-5-yl)-pyrimidin-2-yl]-(4-methoxy-3-morpholin-4-ylmethyl-phenyl)-amine [215];

or a pharmaceutically acceptable salt thereof.

32. A pharmaceutical composition comprising a compound according to any one of claims 1 to 31 admixed with a pharmaceutically acceptable diluent, excipient or carrier.

33. Use of a compound according to any one of claims 1 to 31 in the preparation of a medicament for treating a proliferative disorder.

34. Use according to claim 33 wherein the proliferative disorder is cancer or leukaemia.

35. Use according to claim 33 wherein the proliferative disorder is glomerulonephritis, rheumatoid arthritis, psoriasis or chronic obstructive pulmonary disorder.

212

36. Use according to any one of claims 33 to 35 wherein said compound is administered in combination with one or more other anticancer compounds.
37. Use of a compound according to any one of claims 1 to 31 in the preparation of a medicament for treating a viral disorder.
38. Use according to claim 37 wherein the viral disorder is selected from human cytomegalovirus (HCMV), herpes simplex virus type 1 (HSV-1), human immunodeficiency virus type 1 (HIV-1), and varicella zoster virus (VZV).
39. Use of a compound according to any one of claims 1 to 31 for inhibiting a protein kinase.
40. Use according to claim 39 wherein said protein kinase is a cyclin dependent kinase.
41. Use according to claim 40 wherein said cyclin dependent kinase is selected from CDK2, CDK7, CDK8 and CDK9.
42. Use according to claim 38 wherein said protein kinase is aurora kinase.
43. Use according to claim 42 wherein said aurora kinase is aurora kinase A, aurora kinase B or aurora kinase C.
44. Use according to claim 39 wherein said protein kinase is a tyrosine kinase.
45. Use according to claim 42 wherein said tyrosine kinase is Ablason tyrosine kinase (BCR-ABL), FMS-related tyrosine kinase 3 (FLT3), platelet-derived growth factor (PDGF) receptor tyrosine kinase or vascular endothelial growth factor (VEGF) receptor tyrosine kinase.

213

46. Use according to claim 39 wherein said protein kinase is GSK.
47. Use according to claim 46 wherein said protein kinase is GSK-3 β .
48. A method of treating a proliferative disease, said method comprising administering to a mammal a therapeutically effective amount of a compound according to any one of claims 1 to 31.
49. A method of treating a viral disorder, said method comprising administering to a mammal a therapeutically effective amount of a compound according to any one of claims 1 to 31.
50. Use of a compound according to any one of claims 1 to 31 in an assay for identifying further candidate compounds capable of inhibiting one or more of a cyclin dependent kinase, an aurora kinase, GSK, a tyrosine kinase and a PLK enzyme.
51. Use according to claim 50 wherein said assay is a competitive binding assay.
52. Use according to claim 51 wherein said competitive binding assay comprises contacting a compound according to any one of claims 1 to 31 with an enzyme selected from a cyclin dependent kinase, GSK, a tyrosine kinase and PLK, and a candidate compound and detecting any change in the interaction between the compound according to any one of claims 1 to 31 and the enzyme.
53. Use of a compound according to any one of claims 1 to 31 in the preparation of a medicament for treating a CNS disorder.
54. Use according to claim 53 wherein the CNS disorder is Alzheimer's disease or bipolar disorder.

214

55. Use of a compound according to any one of claims 1 to 31 in the preparation of a medicament for treating alopecia.
56. Use of a compound according to any one of claims 1 to 31 in the preparation of a medicament for treating a stroke.
57. Use according to any one of claims 33 to 38 or 53 to 56 wherein the compound is administered in an amount sufficient to inhibit at least one PLK enzyme.
58. Use according to claim 57 wherein the PLK enzyme is PLK1.
59. Use according to any one of claims 33 to 38 or 53 to 56 wherein the compound is administered in an amount sufficient to inhibit at least one CDK enzyme.
60. Use according to claim 59 wherein the CDK enzyme is CDK1, CDK2, CDK3, CDK4, CDK6, CDK7, CDK8 and/or CDK9.
61. Use according to any one of claims 33 to 38 or 53 to 56 wherein the compound is administered in an amount sufficient to inhibit aurora kinase.
62. Use according to claim 61 wherein the aurora kinase is aurora kinase A, aurora kinase B or aurora kinase C.
63. Use according to any one of claims 33 to 62 wherein the compound is administered in an amount sufficient to inhibit at least one tyrosine kinase.
64. Use according to claim 63 wherein the tyrosine kinase is Ableson tyrosine kinase (BCR-ABL), FMS-related tyrosine kinase 3 (FLT3), platelet-derived growth factor (PDGF) receptor tyrosine kinase or vascular endothelial growth factor (VEGF) receptor tyrosine kinase.

215

65. Use of a compound according to any one of claims 1 to 31 in the preparation of a medicament for treating diabetes.
66. Use according to claim 65 wherein the diabetes is Type II diabetes.
67. Use according to any one of claims 65 or 66 wherein the compound is administered in an amount sufficient to inhibit GSK.
68. Use according to claim 67 wherein the compound is administered in an amount sufficient to inhibit GSK3 β .