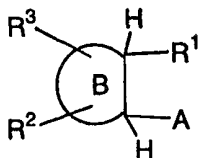




## INTERNATIONAL APPLICATION PUBLISHED UNDER THE PATENT COOPERATION TREATY (PCT)

<b>(51) International Patent Classification <sup>6</sup> :</b> <b>C07C 259/08, C07D 211/16, A61K 31/47,</b> <b>C07D 211/22, 213/30, 215/22, 213/40,</b> <b>215/20, 401/12, 211/60, 405/14, 417/14,</b> <b>401/14, 409/14, A61K 31/445</b>	<b>A1</b>	<b>(11) International Publication Number:      WO 99/65867</b>  <b>(43) International Publication Date:    23 December 1999 (23.12.99)</b>
<b>(21) International Application Number:</b> PCT/US99/13723  <b>(22) International Filing Date:</b> 17 June 1999 (17.06.99)  <b>(30) Priority Data:</b> 60/089,557                      17 June 1998 (17.06.98)                      US 60/127,599                      2 April 1999 (02.04.99)                      US  <b>(71) Applicant:</b> DU PONT PHARMACEUTICALS COMPANY [US/US]; 974 Centre Road, WR-1ST18, Wilmington, DE 19807 (US).  <b>(72) Inventors:</b> XUE, Chu-Baio; 11 Rivendell Court, Hockessin, DE 19702 (US). DECICCO, Carl, P.; 17 Ridgewood Turn, Newark, DE 19711 (US). HE, Xiaohua; 12 Old Flint Circle, Hockessin, DE 19707 (US).  <b>(74) Agent:</b> VANCE, David, H.; Du Pont Pharmaceuticals Com- pany, Legal Patent Records Center, 1007 Market Street, Wilmington, DE 19898 (US).		<b>(81) Designated States:</b> AU, BR, CA, CN, CZ, EE, HU, IL, IN, JP, KR, LT, LV, MX, NO, NZ, PL, RO, SG, SI, SK, TR, UA, VN, ZA, Eurasian patent (AM, AZ, BY, KG, KZ, MD, RU, TJ, TM), European patent (AT, BE, CH, CY, DE, DK, ES, FI, FR, GB, GR, IE, IT, LU, MC, NL, PT, SE).  <b>Published</b> <i>With international search report.</i> <i>Before the expiration of the time limit for amending the</i> <i>claims and to be republished in the event of the receipt of</i> <i>amendments.</i>
<b>(54) Title:</b> CYCLIC HYDROXAMIC ACIDS AS METALLOPROTEINASE INHIBITORS  <div style="text-align: center;">  <span style="margin-left: 20px;">(I)</span> </div> <b>(57) Abstract</b>  <p>The present application describes novel cyclic hydroxamic acids of formula (I): or pharmaceutically acceptable salt forms thereof, wherein ring B is a 5-7 membered cyclic system containing from 0-2 heteroatoms selected from O, N, NR<sup>a</sup> and S(O)<sub>p</sub>, and 0-1 carbonyl groups and the other variables are defined in the present specification, which are useful as metalloprotease inhibitors.</p>		

**FOR THE PURPOSES OF INFORMATION ONLY**

Codes used to identify States party to the PCT on the front pages of pamphlets publishing international applications under the PCT.

AL	Albania	ES	Spain	LS	Lesotho	SI	Slovenia
AM	Armenia	FI	Finland	LT	Lithuania	SK	Slovakia
AT	Austria	FR	France	LU	Luxembourg	SN	Senegal
AU	Australia	GA	Gabon	LV	Latvia	SZ	Swaziland
AZ	Azerbaijan	GB	United Kingdom	MC	Monaco	TD	Chad
BA	Bosnia and Herzegovina	GE	Georgia	MD	Republic of Moldova	TG	Togo
BB	Barbados	GH	Ghana	MG	Madagascar	TJ	Tajikistan
BE	Belgium	GN	Guinea	MK	The former Yugoslav Republic of Macedonia	TM	Turkmenistan
BF	Burkina Faso	GR	Greece	ML	Mali	TR	Turkey
BG	Bulgaria	HU	Hungary	MN	Mongolia	TT	Trinidad and Tobago
BJ	Benin	IE	Ireland	MR	Mauritania	UA	Ukraine
BR	Brazil	IL	Israel	MW	Malawi	UG	Uganda
BY	Belarus	IS	Iceland	MX	Mexico	US	United States of America
CA	Canada	IT	Italy	NE	Niger	UZ	Uzbekistan
CF	Central African Republic	JP	Japan	NL	Netherlands	VN	Viet Nam
CG	Congo	KE	Kenya	NO	Norway	YU	Yugoslavia
CH	Switzerland	KG	Kyrgyzstan	NZ	New Zealand	ZW	Zimbabwe
CI	Côte d'Ivoire	KP	Democratic People's Republic of Korea	PL	Poland		
CM	Cameroon	KR	Republic of Korea	PT	Portugal		
CN	China	KZ	Kazakstan	RO	Romania		
CU	Cuba	LC	Saint Lucia	RU	Russian Federation		
CZ	Czech Republic	LI	Liechtenstein	SD	Sudan		
DE	Germany	LK	Sri Lanka	SE	Sweden		
DK	Denmark	LR	Liberia	SG	Singapore		
EE	Estonia						

## CYCLIC HYDROXAMIC ACIDS AS METALLOPROTEINASE INHIBITORS

5

FIELD OF THE INVENTION

This invention relates generally to novel cyclic hydroxamic acids as metalloproteinase inhibitors, pharmaceutical compositions containing the same, and methods  
10 of using the same.

BACKGROUND OF THE INVENTION

There is now a body of evidence that metalloproteinases (MP) are important in the uncontrolled breakdown of  
15 connective tissue, including proteoglycan and collagen, leading to resorption of the extracellular matrix. This is a feature of many pathological conditions, such as rheumatoid and osteoarthritis, corneal, epidermal or gastric ulceration; tumor metastasis or invasion; periodontal  
20 disease and bone disease. Normally these catabolic enzymes are tightly regulated at the level of their synthesis as well as at their level of extracellular activity through the action of specific inhibitors, such as alpha-2-macroglobulins and TIMP (tissue inhibitor of  
25 metalloproteinase), which form inactive complexes with the MP's.

Osteo- and Rheumatoid Arthritis (OA and RA respectively) are destructive diseases of articular cartilage characterized by localized erosion of the  
30 cartilage surface. Findings have shown that articular cartilage from the femoral heads of patients with OA, for example, had a reduced incorporation of radiolabeled sulfate over controls, suggesting that there must be an enhanced rate of cartilage degradation in OA (Mankin et al. J. Bone  
35 Joint Surg. 52A, 1970, 424-434). There are four classes of protein degradative enzymes in mammalian cells: serine, cysteine, aspartic and metalloproteinases. The available evidence supports that it is the metalloproteinases which

are responsible for the degradation of the extracellular matrix of articular cartilage in OA and RA. Increased activities of collagenases and stromelysin have been found in OA cartilage and the activity correlates with severity of the lesion (Mankin et al. Arthritis Rheum. 21, 1978, 761-766, Woessner et al. Arthritis Rheum. 26, 1983, 63-68 and Ibid. 27, 1984, 305-312). In addition, aggrecanase (a newly identified metalloproteinase enzymatic activity) has been identified that provides the specific cleavage product of proteoglycan, found in RA and OA patients (Lohmander L.S. et al. Arthritis Rheum. 36, 1993, 1214-22).

Therefore metalloproteinases (MP) have been implicated as the key enzymes in the destruction of mammalian cartilage and bone. It can be expected that the pathogenesis of such diseases can be modified in a beneficial manner by the administration of MP inhibitors, and many compounds have been suggested for this purpose (see Wahl et al. Ann. Rep. Med. Chem. 25, 175-184, AP, San Diego, 1990).

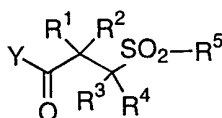
Tumor necrosis factor (TNF) is a cell associated cytokine that is processed from a 26kd precursor form to a 17kd active form. TNF has been shown to be a primary mediator in humans and in animals, of inflammation, fever, and acute phase responses, similar to those observed during acute infection and shock. Excess TNF has been shown to be lethal. There is now considerable evidence that blocking the effects of TNF with specific antibodies can be beneficial in a variety of circumstances including autoimmune diseases such as rheumatoid arthritis (Feldman et al, Lancet, 1994, 344, 1105) and non-insulin dependent diabetes melitus. (Lohmander L.S. et al. Arthritis Rheum. 36, 1993, 1214-22) and Crohn's disease (MacDonald T. et al. Clin. Exp. Immunol. 81, 1990, 301).

Compounds which inhibit the production of TNF are therefore of therapeutic importance for the treatment of inflammatory disorders. Recently it has been shown that a matrix metalloproteinase or family of metalloproteinases, hereafter known as TNF-convertases (TNF-C), as well as other MP's are capable of cleaving TNF from its inactive to active

form (Gearing et al Nature, 1994, 370, 555). This invention describes molecules that inhibit this conversion and hence the secretion of active TNF- $\alpha$  from cells. These novel molecules provide a means of mechanism based therapeutic intervention for diseases including but not restricted to septic shock, haemodynamic shock, sepsis syndrom, post ischaemic reperfusion injury, malaria, Crohn's disease, inflammatory bowel diseases, mycobacterial infection, meningitis, psoriasis, congestive heart failure, fibrotic diseases, cachexia, graft rejection, cancer, diseases involving angiogenesis, autoimmune diseases, skin inflammatory diseases, OA, RA, multiple sclerosis, radiation damage, hyperoxic alveolar injury, periodontal disease, HIV and non-insulin dependent diabetes melitus.

Since excessive TNF production has been noted in several disease conditions also characterized by MMP-mediated tissue degradation, compounds which inhibit both MMPs and TNF production may also have a particular advantage in diseases where both mechanisms are involved.

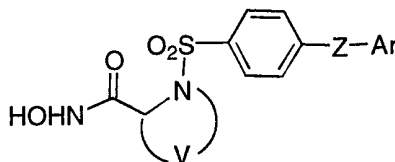
EP 0,780,286 describes MMP inhibitors of formula A:



A

wherein Y can be NHOH, R<sup>1</sup> and R<sup>2</sup> can combine to form a cycloalkyl or heterocyclo alkyl group, R<sup>3</sup> and R<sup>4</sup> can be a variety of groups including H, and R<sup>5</sup> can be substituted aryl.

WO 97/20824 depicts MMP inhibitors of formula B:

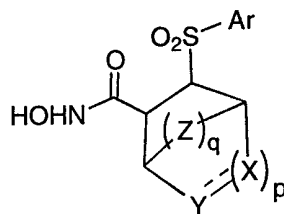


B

wherein ring V contains six atoms, Z is O or S, and Ar is an aryl or heteroaryl group. Ar is preferably a monocyclic

aryl group with an optional para substituent or an unsubstituted monocyclic heteroaryl group.

EP 0,818,442 illustrates MMP inhibitors of formula C:



C

wherein Ar is optionally substituted phenyl or naphthyl, Z can be absent and X and Y can be a variety of substituents. Compounds of this sort are not considered to be part of the present invention.

The compounds of the present invention act as inhibitors of MMPs, in particular aggrecanase and TNF. These novel molecules are provided as anti-inflammatory compounds and cartilage protecting therapeutics. The inhibition of aggrecanase, TNF-C, and other metalloproteinases by molecules of the present invention indicates they are anti-inflammatory and should prevent the degradation of cartilage by these enzymes, thereby alleviating the pathological conditions of OA and RA,.

#### SUMMARY OF THE INVENTION

Accordingly, one object of the present invention is to provide novel cyclic hydroxamic acids which are useful as metalloprotease inhibitors or pharmaceutically acceptable salts or prodrugs thereof.

It is another object of the present invention to provide pharmaceutical compositions comprising a pharmaceutically acceptable carrier and a therapeutically effective amount of at least one of the compounds of the present invention or a pharmaceutically acceptable salt or prodrug form thereof.

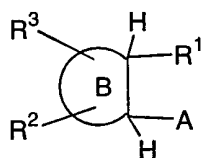
It is another object of the present invention to provide a method for treating inflammatory disorders comprising administering to a host in need of such treatment

a therapeutically effective amount of at least one of the compounds of the present invention or a pharmaceutically acceptable salt or prodrug form thereof.

It is another object of the present invention to provide novel compounds of formula (I) for use in therapy.

It is another object of the present invention to provide the use of novel compounds of formula (I) for the manufacture of a medicament for the treatment of a condition or disease mediated by MMPs, TNF, aggrecanase, or a combination thereof.

These and other objects, which will become apparent during the following detailed description, have been achieved by the inventors' discovery that compounds of formula (I):

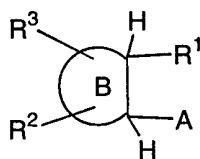


I

or pharmaceutically acceptable salt or prodrug forms thereof, wherein A, B, R<sup>1</sup>, R<sup>2</sup>, and R<sup>3</sup> are defined below, are effective metalloprotease inhibitors.

#### DETAILED DESCRIPTION OF PREFERRED EMBODIMENTS

[1] Thus, in an embodiment, the present invention provides a novel compound of formula I:



I

or a stereoisomer or pharmaceutically acceptable salt form thereof, wherein;

A is selected from -COR<sup>5</sup>, -CO<sub>2</sub>H, CH<sub>2</sub>CO<sub>2</sub>H, -CO<sub>2</sub>R<sup>6</sup>, -CONHOH, -CONHOR<sup>5</sup>, -CONHOR<sup>6</sup>, -NHR<sup>a</sup>, -N(OH)COR<sup>5</sup>, -SH, -CH<sub>2</sub>SH, -SONHR<sup>a</sup>, -SN<sub>2</sub>H<sub>2</sub>R<sup>a</sup>, -PO(OH)<sub>2</sub>, and -PO(OH)NHR<sup>a</sup>;

ring B is a 3-8 membered non-aromatic ring with 0-1 carbonyl groups and from 0-2 ring heteroatoms selected from O, N, NR<sup>2</sup>, and S(O)<sub>p</sub>, provided that ring B contains a  
5 total of 0-1 ring S and O atoms;

R<sup>1</sup> is -U-X-Y-Z-U<sup>a</sup>-X<sup>a</sup>-Y<sup>a</sup>-Z<sup>a</sup>;

10 U is absent or is selected from: O, NR<sup>a'</sup>, C(O), C(O)O, OC(O), C(O)NR<sup>a'</sup>, NR<sup>a'</sup>C(O), OC(O)O, OC(O)NR<sup>a'</sup>, NR<sup>a'</sup>C(O)O, NR<sup>a'</sup>C(O)NR<sup>a'</sup>, S(O)<sub>p</sub>, S(O)<sub>p</sub>NR<sup>a'</sup>, NR<sup>a'</sup>S(O)<sub>p</sub>, and NR<sup>a'</sup>SO<sub>2</sub>NR<sup>a'</sup>;

15 X is absent or selected from C<sub>1-10</sub> alkylene, C<sub>2-10</sub> alkenylene, and C<sub>2-10</sub> alkynylene;

Y is absent or selected from O, NR<sup>a'</sup>, S(O)<sub>p</sub>, and C(O);

20 Z is absent or selected from a C<sub>3-13</sub> carbocyclic residue substituted with 0-5 R<sup>b</sup> and a 5-14 membered heterocyclic system containing from 1-4 heteroatoms selected from the group consisting of N, O, and S and substituted with 0-5 R<sup>b</sup>;

25 U<sup>a</sup> is absent or is selected from: O, NR<sup>a'</sup>, C(O), C(O)O, OC(O), C(O)NR<sup>a'</sup>, NR<sup>a'</sup>C(O), OC(O)O, OC(O)NR<sup>a'</sup>, NR<sup>a'</sup>C(O)O, NR<sup>a'</sup>C(O)NR<sup>a'</sup>, S(O)<sub>p</sub>, S(O)<sub>p</sub>NR<sup>a'</sup>, NR<sup>a'</sup>S(O)<sub>p</sub>, and NR<sup>a'</sup>SO<sub>2</sub>NR<sup>a'</sup>;

30 X<sup>a</sup> is absent or selected from C<sub>1-10</sub> alkylene, C<sub>2-10</sub> alkenylene, and C<sub>2-10</sub> alkynylene;

Y<sup>a</sup> is absent or selected from O, NR<sup>a'</sup>, S(O)<sub>p</sub>, and C(O);

35 Z<sup>a</sup> is selected from H, a C<sub>3-13</sub> carbocyclic residue substituted with 0-5 R<sup>c</sup> and a 5-14 membered heterocyclic system containing from 1-4 heteroatoms



selected from the group consisting of N, O, and S and substituted with 0-5 R<sup>c</sup>;

provided that U, Y, Z, U<sup>a</sup>, Y<sup>a</sup>, and Z<sup>a</sup> do not combine to form  
 5 a N-N, N-O, O-N, O-O, S(O)<sub>p</sub>-O, O-S(O)<sub>p</sub> or S(O)<sub>p</sub>-S(O)<sub>p</sub> group;

R<sup>2</sup> is selected from H, C<sub>1-6</sub> alkylene-Q, C<sub>2-6</sub> alkenylene-Q,  
 C<sub>2-6</sub> alkynylene-Q, (CR<sup>a</sup>R<sup>a'</sup>)<sub>r</sub>O(CR<sup>a</sup>R<sup>a'</sup>)<sub>r</sub>-Q,  
 10 (CR<sup>a</sup>R<sup>a'</sup>)<sub>r</sub>NR<sup>a</sup>(CR<sup>a</sup>R<sup>a'</sup>)<sub>r</sub>-Q, (CR<sup>a</sup>R<sup>a'</sup>)<sub>r</sub>C(O)(CR<sup>a</sup>R<sup>a'</sup>)<sub>r</sub>-Q,  
 (CR<sup>a</sup>R<sup>a'</sup>)<sub>r</sub>C(O)O(CR<sup>a</sup>R<sup>a'</sup>)<sub>r</sub>-Q, (CR<sup>a</sup>R<sup>a'</sup>)<sub>r</sub>OC(O)(CR<sup>a</sup>R<sup>a'</sup>)<sub>r</sub>-Q,  
 (CR<sup>a</sup>R<sup>a'</sup>)<sub>r</sub>C(O)NR<sup>a</sup>(CR<sup>a</sup>R<sup>a'</sup>)<sub>r</sub>-Q, (CR<sup>a</sup>R<sup>a'</sup>)<sub>r</sub>NR<sup>a</sup>C(O)(CR<sup>a</sup>R<sup>a'</sup>)<sub>r</sub>-Q,  
 (CR<sup>a</sup>R<sup>a'</sup>)<sub>r</sub>OC(O)O(CR<sup>a</sup>R<sup>a'</sup>)<sub>r</sub>-Q,  
 (CR<sup>a</sup>R<sup>a'</sup>)<sub>r</sub>OC(O)NR<sup>a</sup>(CR<sup>a</sup>R<sup>a'</sup>)<sub>r</sub>-Q,  
 15 (CR<sup>a</sup>R<sup>a'</sup>)<sub>r</sub>NR<sup>a</sup>C(O)O(CR<sup>a</sup>R<sup>a'</sup>)<sub>r</sub>-Q,  
 (CR<sup>a</sup>R<sup>a'</sup>)<sub>r</sub>NR<sup>a</sup>C(O)NR<sup>a</sup>(CR<sup>a</sup>R<sup>a'</sup>)<sub>r</sub>-Q,  
 (CR<sup>a</sup>R<sup>a'</sup>)<sub>r</sub>S(O)<sub>p</sub>(CR<sup>a</sup>R<sup>a'</sup>)<sub>r</sub>-Q, (CR<sup>a</sup>R<sup>a'</sup>)<sub>r</sub>SO<sub>2</sub>NR<sup>a</sup>(CR<sup>a</sup>R<sup>a'</sup>)<sub>r</sub>-Q,  
 (CR<sup>a</sup>R<sup>a'</sup>)<sub>r</sub>NR<sup>a</sup>SO<sub>2</sub>(CR<sup>a</sup>R<sup>a'</sup>)<sub>r</sub>-Q, and  
 (CR<sup>a</sup>R<sup>a'</sup>)<sub>r</sub>NR<sup>a</sup>SO<sub>2</sub>NR<sup>a</sup>(CR<sup>a</sup>R<sup>a'</sup>)<sub>r</sub>-Q;

20 Q is selected from H, a C<sub>3-13</sub> carbocyclic residue substituted with 0-5 R<sup>d</sup> and a 5-14 membered heteroaryl system containing from 1-4 heteroatoms selected from the group consisting of N, O, and S and substituted with 0-5 R<sup>d</sup>;

25 R<sup>3</sup> is selected from H, C<sub>1-6</sub> alkylene-Q', C<sub>2-6</sub> alkenylene-Q', C<sub>2-6</sub> alkynylene-Q', (CR<sup>a</sup>R<sup>a'</sup>)<sub>r</sub>O(CH<sub>2</sub>)<sub>r</sub>-Q', (CR<sup>a</sup>R<sup>a'</sup>)<sub>r</sub>NR<sup>a</sup>(CR<sup>a</sup>R<sup>a'</sup>)<sub>r</sub>-Q', (CR<sup>a</sup>R<sup>a'</sup>)<sub>r</sub>NR<sup>a</sup>C(O)(CR<sup>a</sup>R<sup>a'</sup>)<sub>r</sub>-Q', (CR<sup>a</sup>R<sup>a'</sup>)<sub>r</sub>C(O)NR<sup>a</sup>(CR<sup>a</sup>R<sup>a'</sup>)<sub>r</sub>-Q', (CR<sup>a</sup>R<sup>a'</sup>)<sub>r</sub>C(O)(CR<sup>a</sup>R<sup>a'</sup>)<sub>r</sub>-Q',  
 30 (CR<sup>a</sup>R<sup>a'</sup>)<sub>r</sub>C(O)O(CR<sup>a</sup>R<sup>a'</sup>)<sub>r</sub>-Q', (CR<sup>a</sup>R<sup>a'</sup>)<sub>2</sub>rS(O)<sub>p</sub>(CR<sup>a</sup>R<sup>a'</sup>)<sub>r</sub>-Q', and (CR<sup>a</sup>R<sup>a'</sup>)<sub>r</sub>SO<sub>2</sub>NR<sup>a</sup>(CR<sup>a</sup>R<sup>a'</sup>)<sub>r</sub>-Q';

Q' is selected from H, phenyl substituted with 0-3 R<sup>d</sup>, naphthyl substituted with 0-3 R<sup>d</sup> and a 5-10 membered  
 35 heteroaryl system containing from 1-4 heteroatoms selected from the group consisting of N, O, and S and substituted with 0-3 R<sup>d</sup>;

alternatively,  $R^2$  and  $R^3$  combine to form a fused benzo ring substituted with  $R^{3'}$ ;

$R^{3'}$  is selected from H,  $(CR^aRa')_r-Q'$ ,  $C_{2-6}$  alkenylene- $Q'$ ,  $C_{2-6}$  alkynylene- $Q'$ ,  $(CR^aRa')_r-O(CH_2)_r-Q'$ ,  $(CR^aRa')_r-NR^a(CR^aRa')_r-Q'$ ,  $(CR^aRa')_r-NR^aC(O)(CR^aRa')_r-Q'$ ,  $(CR^aRa')_r-C(O)NR^a(CR^aRa')_r-Q'$ ,  $(CR^aRa')_rC(O)(CR^aRa')_r-Q'$ ,  $(CR^aRa')_rC(O)O(CR^aRa')_r-Q'$ ,  $(CR^aRa')_r-S(O)_p(CR^aRa')_r-Q'$ , and  $(CR^aRa')_r-SO_2NR^a(CR^aRa')_r-Q'$ ;

$R^a$ , at each occurrence, is independently selected from H,  $C_{1-4}$  alkyl, phenyl and benzyl;

$R^{a'}$ , at each occurrence, is independently selected from H and  $C_{1-4}$  alkyl;

alternatively,  $R^a$  and  $R^{a'}$  taken together with the nitrogen to which they are attached form a 5 or 6 membered ring containing from 0-1 additional heteroatoms selected from the group consisting of N, O, and S;

$R^{a''}$ , at each occurrence, is independently selected from  $C_{1-4}$  alkyl, phenyl and benzyl;

$R^b$ , at each occurrence, is independently selected from  $C_{1-6}$  alkyl,  $OR^a$ , Cl, F, Br, I, =O, -CN,  $NO_2$ ,  $NR^aRa'$ ,  $C(O)R^a$ ,  $C(O)OR^a$ ,  $C(O)NR^aRa'$ ,  $R^aNC(O)NR^aRa'$ ,  $OC(O)NR^aRa'$ ,  $R^aNC(O)O$ ,  $S(O)_2NR^aRa'$ ,  $NR^aS(O)_2R^{a''}$ ,  $NR^aS(O)_2NR^aRa'$ ,  $OS(O)_2NR^aRa'$ ,  $NR^aS(O)_2R^{a''}$ ,  $S(O)_pR^{a''}$ ,  $CF_3$ , and  $CF_2CF_3$ ;

$R^c$ , at each occurrence, is independently selected from  $C_{1-6}$  alkyl,  $OR^a$ , Cl, F, Br, I, =O, -CN,  $NO_2$ ,  $NR^aRa'$ ,  $C(O)R^a$ ,  $C(O)OR^a$ ,  $C(O)NR^aRa'$ ,  $R^aNC(O)NR^aRa'$ ,  $OC(O)NR^aRa'$ ,  $R^aNC(O)O$ ,  $S(O)_2NR^aRa'$ ,  $NR^aS(O)_2R^{a''}$ ,  $NR^aS(O)_2NR^aRa'$ ,  $OS(O)_2NR^aRa'$ ,  $NR^aS(O)_2R^{a''}$ ,  $S(O)_pR^{a''}$ ,  $CF_3$ ,  $CF_2CF_3$ ,  $C_{3-10}$  carbocyclic residue and a 5-14 membered heterocyclic system containing from 1-4 heteroatoms selected from the group consisting of N, O, and S;

R<sup>d</sup>, at each occurrence, is independently selected from C<sub>1-6</sub> alkyl, OR<sup>a</sup>, Cl, F, Br, I, =O, -CN, NO<sub>2</sub>, NR<sup>a</sup>R<sup>a'</sup>, C(O)R<sup>a</sup>, C(O)OR<sup>a</sup>, C(O)NR<sup>a</sup>R<sup>a'</sup>, R<sup>a</sup>NC(O)NR<sup>a</sup>R<sup>a'</sup>, OC(O)NR<sup>a</sup>R<sup>a'</sup>,  
 5 R<sup>a</sup>NC(O)O, S(O)<sub>2</sub>NR<sup>a</sup>R<sup>a'</sup>, NR<sup>a</sup>S(O)<sub>2</sub>R<sup>a''</sup>, NR<sup>a</sup>S(O)<sub>2</sub>NR<sup>a</sup>R<sup>a'</sup>, OS(O)<sub>2</sub>NR<sup>a</sup>R<sup>a'</sup>, NR<sup>a</sup>S(O)<sub>2</sub>R<sup>a''</sup>, S(O)<sub>p</sub>R<sup>a''</sup>, CF<sub>3</sub>, CF<sub>2</sub>CF<sub>3</sub>, C<sub>3-10</sub> carbocyclic residue and a 5-14 membered heterocyclic system containing from 1-4 heteroatoms selected from the group consisting of N, O, and S;

10

R<sup>5</sup>, at each occurrence, is selected from C<sub>1-10</sub> alkyl substituted with 0-2 R<sup>b</sup>, and C<sub>1-8</sub> alkyl substituted with 0-2 R<sup>e</sup>;

15 R<sup>e</sup>, at each occurrence, is selected from phenyl substituted with 0-2 R<sup>b</sup> and biphenyl substituted with 0-2 R<sup>b</sup>;

R<sup>6</sup>, at each occurrence, is selected from phenyl, naphthyl, C<sub>1-10</sub> alkyl-phenyl-C<sub>1-6</sub> alkyl-, C<sub>3-11</sub> cycloalkyl, C<sub>1-6</sub> alkylcarbonyloxy-C<sub>1-3</sub> alkyl-, C<sub>1-6</sub> alkoxy carbonyloxy-C<sub>1-3</sub> alkyl-, C<sub>2-10</sub> alkoxy carbonyl, C<sub>3-6</sub> cycloalkylcarbonyloxy-C<sub>1-3</sub> alkyl-, C<sub>3-6</sub> cycloalkoxy carbonyloxy-C<sub>1-3</sub> alkyl-, C<sub>3-6</sub> cycloalkoxy carbonyl, phenoxycarbonyl,  
 20 phenyloxy carbonyloxy-C<sub>1-3</sub> alkyl-, phenylcarbonyloxy-C<sub>1-3</sub> alkyl-, C<sub>1-6</sub> alkoxy-C<sub>1-6</sub> alkylcarbonyloxy-C<sub>1-3</sub> alkyl-, [5-(C<sub>1</sub>-C<sub>5</sub> alkyl)-1,3-dioxa-cyclopenten-2-one-yl]methyl, [5-(R<sup>a</sup>)-1,3-dioxa-cyclopenten-2-one-yl]methyl, (5-aryl-1,3-dioxa-cyclopenten-2-one-yl)methyl, -C<sub>1-10</sub> alkyl-  
 25 NR<sup>7</sup>R<sup>7a</sup>, -CH(R<sup>8</sup>)OC(=O)R<sup>9</sup>, and -CH(R<sup>8</sup>)OC(=O)OR<sup>9</sup>;

30

R<sup>7</sup> is selected from H and C<sub>1-10</sub> alkyl, C<sub>2-6</sub> alkenyl, C<sub>3-6</sub> cycloalkyl-C<sub>1-3</sub> alkyl-, and phenyl-C<sub>1-6</sub> alkyl-;

35 R<sup>7a</sup> is selected from H and C<sub>1-10</sub> alkyl, C<sub>2-6</sub> alkenyl, C<sub>3-6</sub> cycloalkyl-C<sub>1-3</sub> alkyl-, and phenyl-C<sub>1-6</sub> alkyl-;

R<sup>8</sup> is selected from H and C<sub>1-4</sub> linear alkyl;

$R^9$  is selected from H,  $C_{1-8}$  alkyl substituted with 1-2  $R^f$ ,  
 $C_{3-8}$  cycloalkyl substituted with 1-2  $R^f$ , and phenyl  
 substituted with 0-2  $R^b$ ;

$R^f$ , at each occurrence, is selected from  $C_{1-4}$  alkyl,  $C_{3-8}$   
 cycloalkyl,  $C_{1-5}$  alkoxy, phenyl substituted with 0-2  $R^b$ ;

$p$ , at each occurrence, is selected from 0, 1, and 2;

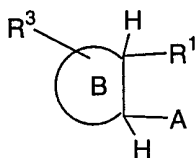
$r$ , at each occurrence, is selected from 0, 1, 2, 3, and 4;  
 and,

$r'$ , at each occurrence, is selected from 1, 2, 3, and 4;

provided that the moiety in ring B adjacent to CH-A is other  
 than substituted or unsubstituted N-SO<sub>2</sub>-phenyl-O-Ar and  
 N-SO<sub>2</sub>-phenyl-S-Ar, wherein Ar is aryl or heteroaryl;  
 and,

provided that when ring B is cyclopentyl or cyclohexyl, then  
 $R^1$  is other than a substituted or unsubstituted phenyl-  
 S(O)<sub>p</sub>- group.

[2] In a preferred embodiment, the present invention  
 provides a novel compound of formula II, wherein;



II

or a stereoisomer or pharmaceutically acceptable salt form  
 thereof, wherein;

A is selected from COR<sup>5</sup>, -CO<sub>2</sub>H, CH<sub>2</sub>CO<sub>2</sub>H, -CONHOH, -CONHOR<sup>5</sup>,  
 -CONHOR<sup>6</sup>, -N(OH)COR<sup>5</sup>, -SH, and -CH<sub>2</sub>SH;

ring B is a 5-7 membered non-aromatic ring with 0-1 carbonyl groups and 0-2 ring heteroatoms selected from O and NR<sup>2</sup>, provided that ring B contains a total of 0-1 ring O atoms;

R<sup>1</sup> is -U-X-Y-Z-U<sup>a</sup>-X<sup>a</sup>-Y<sup>a</sup>-Z<sup>a</sup>;

U is absent or is selected from: O, NR<sup>a'</sup>, C(O), C(O)O, C(O)NR<sup>a'</sup>, NR<sup>a'</sup>C(O), S(O)<sub>p</sub>, and S(O)<sub>p</sub>NR<sup>a'</sup>;

X is absent;

Y is absent;

Z is absent or selected from a C<sub>3-6</sub> carbocyclic residue substituted with 0-5 R<sup>b</sup> and a 5-6 membered heterocyclic system containing from 1-4 heteroatoms selected from the group consisting of N, O, and S and substituted with 0-5 R<sup>b</sup>;

U<sup>a</sup> is absent or is selected from: O, NR<sup>a'</sup>, C(O), C(O)O, C(O)NR<sup>a'</sup>, NR<sup>a'</sup>C(O), S(O)<sub>p</sub>, and S(O)<sub>p</sub>NR<sup>a'</sup>;

X<sup>a</sup> is absent or selected from C<sub>1-4</sub> alkylene;

Y<sup>a</sup> is absent or selected from O and NR<sup>a'</sup>;

Z<sup>a</sup> is selected from H, a C<sub>3-6</sub> carbocyclic residue substituted with 0-5 R<sup>c</sup> and a 5-10 membered heterocyclic system containing from 1-4 heteroatoms selected from the group consisting of N, O, and S and substituted with 0-5 R<sup>c</sup>;

provided that U, Z, U<sup>a</sup>, Y<sup>a</sup>, and Z<sup>a</sup> do not combine to form a N-N, N-O, O-N, O-O, S(O)<sub>p</sub>-O, O-S(O)<sub>p</sub> or S(O)<sub>p</sub>-S(O)<sub>p</sub> group;

R<sup>2</sup> is selected from H, C<sub>1-6</sub> alkylene-Q,  
 (CR<sup>a</sup>R<sup>a'</sup>)<sub>r</sub>O(CR<sup>a</sup>R<sup>a'</sup>)<sub>r</sub>-Q, (CR<sup>a</sup>R<sup>a'</sup>)<sub>r</sub>NR<sup>a</sup>(CR<sup>a</sup>R<sup>a'</sup>)<sub>r</sub>-Q,  
 (CR<sup>a</sup>R<sup>a'</sup>)<sub>r</sub>C(O)(CR<sup>a</sup>R<sup>a'</sup>)<sub>r</sub>-Q, (CR<sup>a</sup>R<sup>a'</sup>)<sub>r</sub>C(O)O(CR<sup>a</sup>R<sup>a'</sup>)<sub>r</sub>-Q,  
 (CR<sup>a</sup>R<sup>a'</sup>)<sub>r</sub>C(O)NR<sup>a</sup>(CR<sup>a</sup>R<sup>a'</sup>)<sub>r</sub>-Q, (CR<sup>a</sup>R<sup>a'</sup>)<sub>r</sub>S(O)<sub>p</sub>(CR<sup>a</sup>R<sup>a'</sup>)<sub>r</sub>-Q,  
 5 and (CR<sup>a</sup>R<sup>a'</sup>)<sub>r</sub>SO<sub>2</sub>NR<sup>a</sup>(CR<sup>a</sup>R<sup>a'</sup>)<sub>r</sub>-Q;

Q is selected from H, a C<sub>3-6</sub> carbocyclic residue substituted  
 with 0-5 R<sup>d</sup>, and a 5-10 membered heteroaryl system  
 containing from 1-4 heteroatoms selected from the group  
 10 consisting of N, O, and S and substituted with 0-5 R<sup>d</sup>;

R<sup>3</sup> is selected from H, C<sub>1-6</sub> alkylene-Q',  
 (CR<sup>a</sup>R<sup>a'</sup>)<sub>r</sub>O(CR<sup>a</sup>R<sup>a'</sup>)<sub>r</sub>-Q', (CR<sup>a</sup>R<sup>a'</sup>)<sub>r</sub>NR<sup>a</sup>(CR<sup>a</sup>R<sup>a'</sup>)<sub>r</sub>-Q',  
 (CR<sup>a</sup>R<sup>a'</sup>)<sub>r</sub>C(O)NR<sup>a</sup>(CR<sup>a</sup>R<sup>a'</sup>)<sub>r</sub>-Q', (CR<sup>a</sup>R<sup>a'</sup>)<sub>r</sub>C(O)(CR<sup>a</sup>R<sup>a'</sup>)<sub>r</sub>-Q',  
 15 (CR<sup>a</sup>R<sup>a'</sup>)<sub>r</sub>C(O)O(CR<sup>a</sup>R<sup>a'</sup>)<sub>r</sub>-Q', (CR<sup>a</sup>R<sup>a'</sup>)<sub>r</sub>S(O)<sub>p</sub>(CR<sup>a</sup>R<sup>a'</sup>)<sub>r</sub>-Q',  
 and (CR<sup>a</sup>R<sup>a'</sup>)<sub>r</sub>SO<sub>2</sub>NR<sup>a</sup>(CR<sup>a</sup>R<sup>a'</sup>)<sub>r</sub>-Q';

Q' is selected from H, phenyl substituted with 0-3 R<sup>d</sup>,  
 naphthyl substituted with 0-3 R<sup>d</sup> and a 5-6 membered  
 20 heteroaryl system containing from 1-4 heteroatoms  
 selected from the group consisting of N, O, and S and  
 substituted with 0-3 R<sup>d</sup>;

R<sup>a</sup>, at each occurrence, is independently selected from H,  
 25 C<sub>1-4</sub> alkyl, phenyl and benzyl;

R<sup>a'</sup>, at each occurrence, is independently selected from H  
 and C<sub>1-4</sub> alkyl;

30 alternatively, R<sup>a</sup> and R<sup>a'</sup> taken together with the nitrogen to  
 which they are attached form a 5 or 6 membered ring  
 containing from 0-1 additional heteroatoms selected  
 from the group consisting of N, O, and S;

35 R<sup>a''</sup>, at each occurrence, is independently selected from C<sub>1-4</sub>  
 alkyl, phenyl and benzyl;

R<sup>b</sup>, at each occurrence, is independently selected from C<sub>1-6</sub> alkyl, OR<sup>a</sup>, Cl, F, Br, =O, -CN, NR<sup>a</sup>R<sup>a'</sup>, C(O)R<sup>a</sup>, C(O)OR<sup>a</sup>, C(O)NR<sup>a</sup>R<sup>a'</sup>, S(O)<sub>2</sub>NR<sup>a</sup>R<sup>a'</sup>, S(O)<sub>p</sub>R<sup>a''</sup>, and CF<sub>3</sub>;

5 R<sup>c</sup>, at each occurrence, is independently selected from C<sub>1-6</sub> alkyl, OR<sup>a</sup>, Cl, F, Br, =O, -CN, NR<sup>a</sup>R<sup>a'</sup>, C(O)R<sup>a</sup>, C(O)OR<sup>a</sup>, C(O)NR<sup>a</sup>R<sup>a'</sup>, S(O)<sub>2</sub>NR<sup>a</sup>R<sup>a'</sup>, S(O)<sub>p</sub>R<sup>a''</sup>, CF<sub>3</sub>, C<sub>3-6</sub> carbocyclic residue and a 5-6 membered heterocyclic system containing from 1-4 heteroatoms selected from the group  
10 consisting of N, O, and S;

R<sup>d</sup>, at each occurrence, is independently selected from C<sub>1-6</sub> alkyl, OR<sup>a</sup>, Cl, F, Br, =O, -CN, NR<sup>a</sup>R<sup>a'</sup>, C(O)R<sup>a</sup>, C(O)OR<sup>a</sup>, C(O)NR<sup>a</sup>R<sup>a'</sup>, S(O)<sub>2</sub>NR<sup>a</sup>R<sup>a'</sup>, S(O)<sub>p</sub>R<sup>a''</sup>, CF<sub>3</sub>, C<sub>3-6</sub> carbocyclic  
15 residue and a 5-6 membered heterocyclic system containing from 1-4 heteroatoms selected from the group consisting of N, O, and S;

R<sup>5</sup>, at each occurrence, is selected from C<sub>1-6</sub> alkyl  
20 substituted with 0-2 R<sup>b</sup>, and C<sub>1-4</sub> alkyl substituted with 0-2 R<sup>e</sup>;

R<sup>e</sup>, at each occurrence, is selected from phenyl substituted with 0-2 R<sup>b</sup> and biphenyl substituted with 0-2 R<sup>b</sup>;  
25

R<sup>6</sup>, at each occurrence, is selected from phenyl, naphthyl, C<sub>1-10</sub> alkyl-phenyl-C<sub>1-6</sub> alkyl-, C<sub>3-11</sub> cycloalkyl, C<sub>1-6</sub> alkylcarbonyloxy-C<sub>1-3</sub> alkyl-, C<sub>1-6</sub> alkoxy carbonyloxy-C<sub>1-3</sub> alkyl-, C<sub>2-10</sub> alkoxy carbonyl, C<sub>3-6</sub>  
30 cycloalkylcarbonyloxy-C<sub>1-3</sub> alkyl-, C<sub>3-6</sub> cycloalkoxy carbonyloxy-C<sub>1-3</sub> alkyl-, C<sub>3-6</sub> cycloalkoxy carbonyl, phenoxy carbonyl, phenyloxy carbonyloxy-C<sub>1-3</sub> alkyl-, phenylcarbonyloxy-C<sub>1-3</sub> alkyl-, C<sub>1-6</sub> alkoxy-C<sub>1-6</sub> alkylcarbonyloxy-C<sub>1-3</sub> alkyl-,  
35 [5-(C<sub>1</sub>-C<sub>5</sub> alkyl)-1,3-dioxo-cyclopenten-2-one-yl]methyl, [5-(R<sup>a</sup>)-1,3-dioxo-cyclopenten-2-one-yl]methyl, (5-aryl-1,3-dioxo-cyclopenten-2-one-yl)methyl, -C<sub>1-10</sub> alkyl-NR<sup>7</sup>R<sup>7a</sup>, -CH(R<sup>8</sup>)OC(=O)R<sup>9</sup>, and -CH(R<sup>8</sup>)OC(=O)OR<sup>9</sup>;

R<sup>7</sup> is selected from H and C<sub>1-6</sub> alkyl, C<sub>2-6</sub> alkenyl, C<sub>3-6</sub> cycloalkyl-C<sub>1-3</sub> alkyl-, and phenyl-C<sub>1-6</sub> alkyl-;

5 R<sup>7a</sup> is selected from H and C<sub>1-6</sub> alkyl, C<sub>2-6</sub> alkenyl, C<sub>3-6</sub> cycloalkyl-C<sub>1-3</sub> alkyl-, and phenyl-C<sub>1-6</sub> alkyl-;

R<sup>8</sup> is selected from H and C<sub>1-4</sub> linear alkyl;

10 R<sup>9</sup> is selected from H, C<sub>1-6</sub> alkyl substituted with 1-2 R<sup>f</sup>, C<sub>3-6</sub> cycloalkyl substituted with 1-2 R<sup>f</sup>, and phenyl substituted with 0-2 R<sup>b</sup>;

15 R<sup>f</sup>, at each occurrence, is selected from C<sub>1-4</sub> alkyl, C<sub>3-6</sub> cycloalkyl, C<sub>1-5</sub> alkoxy, phenyl substituted with 0-2 R<sup>b</sup>;

p, at each occurrence, is selected from 0, 1, and 2;

20 r, at each occurrence, is selected from 0, 1, 2, 3, and 4;  
and,

r', at each occurrence, is selected from 1, 2, 3, and 4;

25 provided that the moiety in ring B adjacent to CH-A is other than substituted or unsubstituted N-SO<sub>2</sub>-phenyl-O-Ar and N-SO<sub>2</sub>-phenyl-S-Ar, wherein Ar is aryl or heteroaryl;  
and,

30 provided that when ring B is cyclopentyl or cyclohexyl, then R<sup>1</sup> is other than a substituted or unsubstituted phenyl-S(O)<sub>p</sub>- group.

35 [3] In a more preferred embodiment, the present invention provides a novel compound of formula II, wherein;

A is selected from -CO<sub>2</sub>H, CH<sub>2</sub>CO<sub>2</sub>H, -CONHOH, -CONHOR<sup>5</sup>, and -N(OH)COR<sup>5</sup>;



ring B is a 5-7 membered non-aromatic ring with 0-1 carbonyl groups and 0-2 ring heteroatoms selected from O and NR<sup>2</sup>, provided that ring B contains a total of 0-1 ring O atoms;

R<sup>1</sup> is -U-X-Y-Z-U<sup>a</sup>-X<sup>a</sup>-Y<sup>a</sup>-Z<sup>a</sup>;

U is absent or is selected from: O, NR<sup>a'</sup>, C(O), C(O)NR<sup>a'</sup>, S(O)<sub>p</sub>, and S(O)<sub>p</sub>NR<sup>a'</sup>;

X is absent;

Y is absent;

Z is absent or selected from a C<sub>5-6</sub> carbocyclic residue substituted with 0-3 R<sup>b</sup> and a 5-6 membered heteroaryl containing from 1-4 heteroatoms selected from the group consisting of N, O, and S and substituted with 0-3 R<sup>b</sup>;

U<sup>a</sup> is absent or is selected from: O, NR<sup>a'</sup>, C(O), C(O)NR<sup>a'</sup>, S(O)<sub>p</sub>, and S(O)<sub>p</sub>NR<sup>a'</sup>;

X<sup>a</sup> is absent or selected from C<sub>1-2</sub> alkylene;

Y<sup>a</sup> is absent or selected from O and NR<sup>a'</sup>;

Z<sup>a</sup> is selected from H, a C<sub>5-6</sub> carbocyclic residue substituted with 0-3 R<sup>c</sup> and a 5-10 membered heteroaryl containing from 1-4 heteroatoms selected from the group consisting of N, O, and S and substituted with 0-3 R<sup>c</sup>;

provided that U, Z, U<sup>a</sup>, Y<sup>a</sup>, and Z<sup>a</sup> do not combine to form a N-N, N-O, O-N, O-O, S(O)<sub>p</sub>-O, O-S(O)<sub>p</sub> or S(O)<sub>p</sub>-S(O)<sub>p</sub> group;

R<sup>2</sup> is selected from H, C<sub>1-6</sub> alkylene-Q, (CR<sup>aRa'</sup>)<sub>r</sub>C(O)(CR<sup>aRa'</sup>)<sub>r</sub>-Q, (CR<sup>aRa'</sup>)<sub>r</sub>C(O)O(CR<sup>aRa'</sup>)<sub>r</sub>-Q,

$(\text{CR}^a\text{Ra}'')_r\text{C}(\text{O})\text{NR}^a(\text{CR}^a\text{Ra}')_r\text{-Q}$ , and  
 $(\text{CR}^a\text{Ra}')_r\text{S}(\text{O})_p(\text{CR}^a\text{Ra}')_r\text{-Q}$ ;

Q is selected from H, a  $\text{C}_{3-6}$  carbocyclic residue substituted  
 5 with 0-3  $\text{R}^d$  and a 5-10 membered heteroaryl system  
 containing from 1-4 heteroatoms selected from the group  
 consisting of N, O, and S and substituted with 0-3  $\text{R}^d$ ;

$\text{R}^3$  is selected from H,  $\text{C}_{1-6}$  alkylene- $\text{Q}'$ ,  $(\text{CHRa})_r\text{O}(\text{CHRa})_r\text{-Q}'$ ,  
 10  $(\text{CHRa})_r\text{NR}^a(\text{CHRa})_r\text{-Q}'$ ,  $(\text{CHRa})_r\text{C}(\text{O})\text{NR}^a(\text{CHRa})_r\text{-Q}'$ ,  
 $(\text{CHRa})_r\text{C}(\text{O})(\text{CHRa})_r\text{-Q}'$ , and  $(\text{CHRa})_r\text{S}(\text{O})_p(\text{CHRa})_r\text{-Q}'$ ;

$\text{Q}'$  is selected from H, phenyl substituted with 0-3  $\text{R}^d$ , and a  
 15 5-6 membered heteroaryl system containing from 1-4  
 heteroatoms selected from the group consisting of N, O,  
 and S and substituted with 0-3  $\text{R}^d$ ;

$\text{Ra}$ , at each occurrence, is independently selected from H,  
 $\text{C}_{1-4}$  alkyl, phenyl and benzyl;

20  $\text{Ra}'$ , at each occurrence, is independently selected from H  
 and  $\text{C}_{1-4}$  alkyl;

$\text{Ra}''$ , at each occurrence, is independently selected from  $\text{C}_{1-4}$   
 25 alkyl, phenyl and benzyl;

$\text{R}^b$ , at each occurrence, is independently selected from  $\text{C}_{1-4}$   
 alkyl,  $\text{OR}^a$ , Cl, F, =O,  $\text{NR}^a\text{Ra}'$ ,  $\text{C}(\text{O})\text{Ra}$ ,  $\text{C}(\text{O})\text{OR}^a$ ,  
 $\text{C}(\text{O})\text{NR}^a\text{Ra}'$ ,  $\text{S}(\text{O})_2\text{NR}^a\text{Ra}'$ ,  $\text{S}(\text{O})_p\text{Ra}''$ , and  $\text{CF}_3$ ;

30  $\text{R}^c$ , at each occurrence, is independently selected from  $\text{C}_{1-6}$   
 alkyl,  $\text{OR}^a$ , Cl, F, Br, =O,  $\text{NR}^a\text{Ra}'$ ,  $\text{C}(\text{O})\text{Ra}$ ,  $\text{C}(\text{O})\text{NR}^a\text{Ra}'$ ,  
 $\text{S}(\text{O})_2\text{NR}^a\text{Ra}'$ ,  $\text{S}(\text{O})_p\text{Ra}''$ , and  $\text{CF}_3$ ;

35  $\text{R}^d$ , at each occurrence, is independently selected from  $\text{C}_{1-6}$   
 alkyl,  $\text{OR}^a$ , Cl, F, Br, =O,  $\text{NR}^a\text{Ra}'$ ,  $\text{C}(\text{O})\text{Ra}$ ,  $\text{C}(\text{O})\text{NR}^a\text{Ra}'$ ,  
 $\text{S}(\text{O})_2\text{NR}^a\text{Ra}'$ ,  $\text{S}(\text{O})_p\text{Ra}''$ ,  $\text{CF}_3$  and phenyl;

R<sup>5</sup>, at each occurrence, is selected from C<sub>1-4</sub> alkyl substituted with 0-2 R<sup>b</sup>, and C<sub>1-4</sub> alkyl substituted with 0-2 R<sup>e</sup>;

5 R<sup>e</sup>, at each occurrence, is selected from phenyl substituted with 0-2 R<sup>b</sup> and biphenyl substituted with 0-2 R<sup>b</sup>;

p, at each occurrence, is selected from 0, 1, and 2;

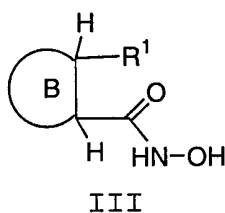
10 r, at each occurrence, is selected from 0, 1, 2, 3, and 4;  
and,

r', at each occurrence, is selected from 1, 2, 3, and 4;

15 provided that the moiety in ring B adjacent to CH-A is other than substituted or unsubstituted N-SO<sub>2</sub>-phenyl-O-Ar and N-SO<sub>2</sub>-phenyl-S-Ar, wherein Ar is aryl or heteroaryl;  
and,

20 provided that when ring B is cyclopentyl or cyclohexyl, then R<sup>1</sup> is other than a substituted or unsubstituted phenyl-S(O)<sub>p</sub>- group.

25 [4] In a further preferred embodiment, the present invention provides a novel compound of formula III, wherein;



30 ring B is a 5-7 membered non-aromatic ring with 0-1 carbonyl groups and 0-2 ring heteroatoms selected from O and NR<sup>2</sup>, provided that ring B contains a total of 0-1 ring O atoms;

35 R<sup>1</sup> is -U-Z-U<sup>a</sup>-X<sup>a</sup>-Y<sup>a</sup>-Z<sup>a</sup>;

U is absent or is selected from C(O) and C(O)NR<sup>a'</sup>;

Z is absent or selected from phenyl substituted with 0-3 R<sup>b</sup>  
and pyridyl substituted with 0-3 R<sup>b</sup>;

U<sup>a</sup> is absent or is O;

X<sup>a</sup> is absent or is CH<sub>2</sub> or CH<sub>2</sub>CH<sub>2</sub>;

Y<sup>a</sup> is absent or is O;

Z<sup>a</sup> is selected from H, phenyl substituted with 0-3 R<sup>c</sup>,  
pyridyl substituted with 0-3 R<sup>c</sup>, and quinolinyl  
substituted with 0-3 R<sup>c</sup>;

provided that U, Z, U<sup>a</sup>, Y<sup>a</sup>, and Z<sup>a</sup> do not combine to form a  
N-N, N-O, O-N, or O-O group;

R<sup>2</sup> is selected from H, C<sub>1-6</sub> alkylene-Q, C(O)(CR<sup>a</sup>R<sup>a'</sup>)<sub>r</sub>-Q,  
C(O)O(CR<sup>a</sup>R<sup>a'</sup>)<sub>r</sub>-Q, C(O)NR<sup>a</sup>(CR<sup>a</sup>R<sup>a'</sup>)<sub>r</sub>-Q, and  
S(O)<sub>p</sub>(CR<sup>a</sup>R<sup>a'</sup>)<sub>r</sub>-Q;

Q is selected from H, cyclopropyl substituted with 0-1 R<sup>d</sup>,  
cyclopentyl substituted with 0-1 R<sup>d</sup>, cyclohexyl  
substituted with 0-1 R<sup>d</sup>, phenyl substituted with 0-2 R<sup>d</sup>  
and a heteroaryl substituted with 0-3 R<sup>d</sup>, wherein the  
heteroaryl is selected from pyridyl, quinolinyl,  
thiazolyl, furanyl, imidazolyl, and isoxazolyl;

R<sup>a</sup>, at each occurrence, is independently selected from H and  
CH<sub>3</sub>, and CH<sub>2</sub>CH<sub>3</sub>;

R<sup>a'</sup>, at each occurrence, is independently selected from H  
and CH<sub>3</sub>, and CH<sub>2</sub>CH<sub>3</sub>;

R<sup>a''</sup>, at each occurrence, is independently selected from H  
and CH<sub>3</sub>, and CH<sub>2</sub>CH<sub>3</sub>;

$R^b$ , at each occurrence, is independently selected from  $C_{1-4}$  alkyl,  $OR^a$ , Cl, F, =O,  $NR^aR^{a'}$ ,  $C(O)R^a$ ,  $C(O)OR^a$ ,  $C(O)NR^aR^{a'}$ ,  $S(O)_2NR^aR^{a'}$ ,  $S(O)_pR^{a''}$ , and  $CF_3$ ;

5

$R^c$ , at each occurrence, is independently selected from  $C_{1-6}$  alkyl,  $OR^a$ , Cl, F, Br, =O,  $NR^aR^{a'}$ ,  $C(O)R^a$ ,  $C(O)NR^aR^{a'}$ ,  $S(O)_2NR^aR^{a'}$ ,  $S(O)_pR^{a''}$ , and  $CF_3$ ;

10  $R^d$ , at each occurrence, is independently selected from  $C_{1-6}$  alkyl,  $OR^a$ , Cl, F, Br, =O,  $NR^aR^{a'}$ ,  $C(O)R^a$ ,  $C(O)NR^aR^{a'}$ ,  $S(O)_2NR^aR^{a'}$ ,  $S(O)_pR^{a''}$ ,  $CF_3$  and phenyl;

$p$ , at each occurrence, is selected from 0, 1, and 2;

15

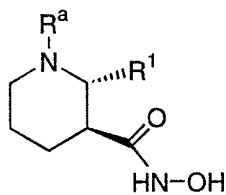
$r$ , at each occurrence, is selected from 0, 1, 2, and 3; and,

$r'$ , at each occurrence, is selected from 1, 2, and 3;

20 provided that the moiety in ring B adjacent to CH-A is other than substituted or unsubstituted N-SO<sub>2</sub>-phenyl-O-Ar and N-SO<sub>2</sub>-phenyl-S-Ar, wherein Ar is aryl or heteroaryl; and,

25 provided that when ring B is cyclopentyl or cyclohexyl, then  $R^1$  is other than a substituted or unsubstituted phenyl- $S(O)_p$ - group.

30 [5] In a still further preferred embodiment, the present invention provides a novel compound of formula IV:



IV.

35

[6] In an even further preferred embodiment, the present invention provides a compound selected from the group:

- 5 *trans*-N-Hydroxy-2-[(4-phenyl-1-piperidinyl)carbonyl]cyclopentanecarboxamide;
- trans*-N-Hydroxy-2-{[4-[(4-methylphenoxy)methyl]-1-piperidinyl]carbonyl}cyclopentanecarboxamide;
- 10 *trans*-N-Hydroxy-2-[[4-(2-phenoxyethyl)-1-piperidinyl]carbonyl]cyclopentanecarboxamide;
- trans*-N-Hydroxy-N'-[4-(phenylmethoxy)phenyl]-1,2-cyclopentanedicarboxamide;
- 15 *trans*-N-Hydroxy-N'-[4-(4-pyridinylmethoxy)phenyl]-1,2-cyclopentanedicarboxamide;
- trans*-N-[4-[(3,5-Dichlorophenyl)methoxy]phenyl]-N'-hydroxy-1,2-cyclopentanedicarboxamide;
- trans*-N-Hydroxy-N'-[4-[4-quinolinylloxy)methyl]phenyl]-1,2-cyclopentanedicarboxamide;
- 25 *trans*-N-Hydroxy-N'-[4-(4-pyridinylmethyl)phenyl]-1,2-cyclopentanedicarboxamide;
- trans*-N-Hydroxy-N'-[4-(phenylmethoxy)phenyl]-1,2-cyclohexanedicarboxamide;
- 30 *trans*-N-Hydroxy-N'-[4-[(4-quinolinylloxy)methyl]phenyl]-1,2-cyclohexanedicarboxamide;
- trans*-N-Hydroxy-N'-[4-[(5-quinolinylloxy)methyl]phenyl]-1,2-cyclohexanedicarboxamide;
- trans*-N-Hydroxy-N'-[4-[(6-quinolinylloxy)methyl]phenyl]-1,2-cyclohexanedicarboxamide;
- 40 (3*R*-*trans*)-2-methylpropyl 4-[(hydroxyamino)carbonyl]-3-[[[4-[(4-quinolinylloxy)methyl]phenyl]amino]carbonyl]-1-piperidinecarboxylate;
- 45 (3*R*-*trans*)-2-Methylpropyl 3-[(hydroxyamino)carbonyl]-4-[[[4-[(4-quinolinylloxy)methyl]phenyl]amino]carbonyl]-1-piperidinecarboxylate;
- 50 (3*R*-*trans*)-1-(3,3-Dimethyl-1-oxobutyl)-N3-hydroxy-N4-[4-[(4-quinolinylloxy)methyl]phenyl]-3,4-piperidinedicarboxamide;

- (3*R*-*trans*)-N3-Hydroxy-1-[(1-phenylcyclopropyl)carbonyl]-N4-[4-[(4-quinolinylloxy)methyl]phenyl]-3,4-piperidinedicarboxamide;
- 5 17 (3*R*-*trans*)-N3-Hydroxy--1-(phenylsulfonyl)-N4-[4-[(4-quinolinylloxy)methyl]phenyl]-3,4-piperidinedicarboxamide;
- 10 (3*R*-*trans*)-2-Methylpropyl3-[(hydroxyamino)carbonyl]-4-[[[4-(2-phenylethoxy)phenyl]amino]carbonyl]-1-piperidinecarboxylate;
- 15 (3*R*-*trans*)-2-Methylpropyl4-[[[2-fluoro-4-(2-phenylethoxy)phenyl]amino]carbonyl]-3-[(hydroxyamino)carbonyl]-1-piperidinecarboxylate;
- 20 (3*R*-*trans*)-2-Methylpropyl3-[(hydroxyamino)carbonyl]-4-[[[4-(4-pyridinylloxy)phenyl]amino]carbonyl]-1-piperidinecarboxylate;
- (3*R*-*trans*)-1-(3,3-Dimethyl-1-oxobutyl)-N3-hydroxy-N4-[4-(4-quinolinylloxy)phenyl]-3,4-piperidinedicarboxamidemono(;
- 25 (3*R*-*trans*)-N4-[4-[3,5-bis(Trifluoromethyl)phenoxy]phenyl]-1-(2,2-dimethylpropyl)-N3-hydroxy-3,4-piperidinedicarboxamide;
- 30 (3*R*-*trans*)-N4-[4-(3,5-dichlorophenoxy)phenyl]-1-(2,2-dimethylpropyl)-N3-hydroxy-3,4-piperidinedicarboxamide;
- 35 (3*R*-*trans*)-1-(2,2-dimethylpropyl)-N3-hydroxy-N4-(4-phenoxyphenyl)-3,4-piperidinedicarboxamide;
- 40 (3*R*-*trans*)-*tert*-Butyl4-[[[4-[(2-methyl-4-quinolinyl)methoxy]phenyl]amino]carbonyl]-3-[(hydroxyamino)carbonyl]-1-piperidinecarboxylate;
- (3*R*-*trans*)-N3-Hydroxy-N4-[4-[(2-methyl-4-quinolinyl)methoxy]phenyl]-3,4-piperidinedicarboxamide;
- 45 (3*R*-*trans*)-Methyl4-[[[4-[(2-methyl-4-quinolinyl)methoxy]phenyl]amino]carbonyl]-3-[(hydroxyamino)carbonyl]-1-piperidinecarboxylate;
- 50 (3*R*-*trans*)-2-propyl4-[[[4-[(2-methyl-4-quinolinyl)methoxy]phenyl]amino]carbonyl]-3-[(hydroxyamino)carbonyl]-1-piperidinecarboxylate;

- (3*R*-*trans*)-Cyclopropylmethyl-4-[[[4-[(2-methyl-4-quinolinyl)methoxy]phenyl]amino]carbonyl]-3-[(hydroxyamino)carbonyl]-1-piperidinecarboxylate;
- 5 (3*R*-*trans*)-Cyclopentylmethyl-4-[[[4-[(2-methyl-4-quinolinyl)methoxy]phenyl]amino]carbonyl]-3-[(hydroxyamino)carbonyl]-1-piperidinecarboxylate;
- 10 (3*R*-*trans*)-Allyl-4-[[[4-[(2-methyl-4-quinolinyl)methoxy]phenyl]amino]carbonyl]-3-[(hydroxyamino)carbonyl]-1-piperidinecarboxylate;
- 15 (3*R*-*trans*)-Propargyl-4-[[[4-[(2-methyl-4-quinolinyl)methoxy]phenyl]amino]carbonyl]-3-[(hydroxyamino)carbonyl]-1-piperidinecarboxylate;
- 20 Tetrahydro-4*H*-pyran-4-yl (3*R*-*trans*)-4-[[[4-[(2-methyl-4-quinolinyl)methoxy]phenyl]amino]carbonyl]-3-[(hydroxyamino)carbonyl]-1-piperidinecarboxylate;
- (*S*)-Tetrahydrofuran-3-yl (3*R*-*trans*)-4-[[[4-[(2-methyl-4-quinolinyl)methoxy]phenyl]amino]carbonyl]-3-[(hydroxyamino)carbonyl]-1-piperidinecarboxylate;
- 25 2-Methyl-4-thiazolemethyl (3*R*-*trans*)-4-[[[4-[(2-methyl-4-quinolinyl)methoxy]phenyl]amino]carbonyl]-3-[(hydroxyamino)carbonyl]-1-piperidinecarboxylate;
- 30 2-Thiazolemethyl (3*R*-*trans*)-4-[[[4-[(2-methyl-4-quinolinyl)methoxy]phenyl]amino]carbonyl]-3-[(hydroxyamino)carbonyl]-1-piperidinecarboxylate;
- 35 4-Thiazolemethyl (3*R*-*trans*)-4-[[[4-[(2-methyl-4-quinolinyl)methoxy]phenyl]amino]carbonyl]-3-[(hydroxyamino)carbonyl]-1-piperidinecarboxylate;
- 40 4-Quinolinylmethyl (3*R*-*trans*)-4-[[[4-[(2-methyl-4-quinolinyl)methoxy]phenyl]amino]carbonyl]-3-[(hydroxyamino)carbonyl]-1-piperidinecarboxylate;
- (3*R*-*trans*)-1-Acetyl-N3-hydroxy-N4-[4-[(2-methyl-4-quinolinyl)methoxy]phenyl]-3,4-piperidinedicarboxamide;
- 45 (3*R*-*trans*)-1-(2-Furoyl)-N3-hydroxy-N4-[4-[(2-methyl-4-quinolinyl)methoxy]phenyl]-3,4-piperidinedicarboxamide;
- (3*R*-*trans*)-1-[(2-amino-4-thiazole)acetyl]-N3-hydroxy-N4-[4-[(2-methyl-4-quinolinyl)methoxy]phenyl]-3,4-piperidinedicarboxamide;
- 50 (3*R*-*trans*)-1-[(2-pyridinyl)carbonyl]-N3-hydroxy-N4-[4-[(2-methyl-4-quinolinyl)methoxy]phenyl]-3,4-piperidinedicarboxamide;



- (3*R*-*trans*)-1-[(2-Chloro-6-methyl-4-pyridinyl)carbonyl]-N3-hydroxy-N4-[4-[(2-methyl-4-quinolinyl)methoxy]phenyl]-3,4-piperidinedicarboxamide;
- 5 (3*R*-*trans*)-1-[(4-pyridinyl)carbonyl]-N3-hydroxy-N4-[4-[(2-methyl-4-quinolinyl)methoxy]phenyl]-3,4-piperidinedicarboxamide;
- 10 (3*R*-*trans*)-1-[(4-quinolinyl)carbonyl]-N3-hydroxy-N4-[4-[(2-methyl-4-quinolinyl)methoxy]phenyl]-3,4-piperidinedicarboxamide;
- 15 (3*R*-*trans*)-1-[(2-quinolinyl)carbonyl]-N3-hydroxy-N4-[4-[(2-methyl-4-quinolinyl)methoxy]phenyl]-3,4-piperidinedicarboxamide;
- (3*R*-*trans*)-1-Benzoyl-N3-hydroxy-N4-[4-[(2-methyl-4-quinolinyl)methoxy]phenyl]-3,4-piperidinedicarboxamide;
- 20 (3*R*-*trans*)-1-[(4-Methylsulfonyl)benzoyl]-N3-hydroxy-N4-[4-[(2-methyl-4-quinolinyl)methoxy]phenyl]-3,4-piperidinedicarboxamide;
- 25 (3*R*-*trans*)-1-(4-Chlorobenzoyl)-N3-hydroxy-N4-[4-[(2-methyl-4-quinolinyl)methoxy]phenyl]-3,4-piperidinedicarboxamide;
- (3*R*-*trans*)-1-(4-Cyanobenzoyl)-N3-hydroxy-N4-[4-[(2-methyl-4-quinolinyl)methoxy]phenyl]-3,4-piperidinedicarboxamide;
- 30 (3*R*-*trans*)-1-(4-Methoxybenzoyl)-N3-hydroxy-N4-[4-[(2-methyl-4-quinolinyl)methoxy]phenyl]-3,4-piperidinedicarboxamide;
- 35 (3*R*-*trans*)-1-(3-Methoxybenzoyl)-N3-hydroxy-N4-[4-[(2-methyl-4-quinolinyl)methoxy]phenyl]-3,4-piperidinedicarboxamide;
- 40 (3*R*-*trans*)-1-(5-Nitro-2-pyridinyl)-N3-hydroxy-N4-[4-[(2-methyl-4-quinolinyl)methoxy]phenyl]-3,4-piperidinedicarboxamide;
- (3*R*-*trans*)-1-Methylsulfonyl-N3-hydroxy-N4-[4-[(2-methyl-4-quinolinyl)methoxy]phenyl]-3,4-piperidinedicarboxamide;
- 45 (3*R*-*trans*)-1-[(1-Methyl-4-imidazole)sulfonyl]-N3-hydroxy-N4-[4-[(2-methyl-4-quinolinyl)methoxy]phenyl]-3,4-piperidinedicarboxamide;
- 50 (3*R*-*trans*)-1-(2-Thiophenesulfonyl)-N3-hydroxy-N4-[4-[(2-methyl-4-quinolinyl)methoxy]phenyl]-3,4-piperidinedicarboxamide;

- (3*R*-*trans*)-1-(*tert*-Butylaminocarbonyl)-N3-hydroxy-N4-[4-[(2-methyl-4-quinolinyl)methoxy]phenyl]-3,4-piperidinedicarboxamide;
- 5 *trans*-1,1-Dimethylethyl3-[(hydroxyamino)carbonyl]-4-[[[4-[(4-quinolinyl)oxy)methyl]phenyl]amino]carbonyl]-1-pyrrolidinecarboxylate;
- 10 *trans*-N3-Hydroxy-N4-[4-[(4-quinolinyl)oxy)methyl]phenyl]-3,4-pyrrolidinedicarboxamidebis-;
- trans*-1,1-Dimethylethyl3-[[[4-[(2,6-dichloro-4-pyridinyl)methoxy]phenyl]amino]carbonyl]-4-
- 15 [(hydroxyamino)carbonyl]-1-pyrrolidinecarboxylate;
- trans*-N3-[4-[(2,6-Dichloro-4-pyridinyl)methoxy]phenyl]-N4-hydroxy-3,4-pyrrolidinedicarboxamidebis-;
- 20 (2*R*-*trans*)-N2-[4-(4-quinolinyl)oxymethyl]phenyl]-N3-hydroxy-2,3-piperidinedicarboxamide;
- (2*R*-*trans*)-1-methyl-N2-[4-(4-quinolinyl)oxymethyl]phenyl]-N3-hydroxy-2,3-piperidinedicarboxamide;
- 25 (2*R*-*trans*)-N2-[4-(2-methyl-4-quinolinyl)methoxy]phenyl]-N3-hydroxy-2,3-piperidinedicarboxamide;
- (2*R*-*trans*)-1-methyl-N2-[4-(2-methyl-4-quinolinyl)methoxy]phenyl]-N3-hydroxy-2,3-piperidinedicarboxamide;
- 30 (2*R*-*trans*)-1-ethyl-N2-[4-(2-methyl-4-quinolinyl)methoxy]phenyl]-N3-hydroxy-2,3-piperidinedicarboxamide;
- 35 (2*R*-*trans*)-1-cyclopropylmethyl-N2-[4-(2-methyl-4-quinolinyl)methoxy]phenyl]-N3-hydroxy-2,3-piperidinedicarboxamide;
- 40 (2*R*-*trans*)-1-(2-thiazolylmethyl)-N2-[4-(2-methyl-4-quinolinyl)methoxy]phenyl]-N3-hydroxy-2,3-piperidinedicarboxamide;
- 45 (2*R*-*trans*)-1-Methyl-2-[[4-(2-methyl-4-quinolinyl)methoxy]piperidinyl]carbonyl]-3-(N-hydroxy)piperidinecarboxamide;
- 50 (2*R*-*trans*)-1-Methyl-2-[[4-(4-quinolinyl)oxymethyl]piperidinyl]carbonyl]-3-(N-hydroxy)piperidinecarboxamide;

- (2*R-trans*)-1-Methyl-2-[[4-(2-methyl-4-quinolinyloxymethyl)piperidinyl]carbonyl]-3-(N-hydroxy)piperidinecarboxamide;
- 5 (2*R-trans*)-1-Methyl-2-[[4-(2-trifluoromethyl-4-quinolinyloxymethyl)piperidinyl]carbonyl]-3-(N-hydroxy)piperidinecarboxamide;
- 10 (2*R-trans*)-2-[(4-phenylpiperidinyl)carbonyl]-3-(N-hydroxy)piperidinecarboxamide;
- (2*R-trans*)-1-Ethyl-2-[(4-phenylpiperidinyl)carbonyl]-3-(N-hydroxy)piperidinecarboxamide;
- 15 (2*R-trans*)-1-Methyl-2-[[4-(2-methoxyphenyl)piperidinyl]carbonyl]-3-(N-hydroxy)piperidinecarboxamide;
- 20 (2*R-trans*)-1-Methyl-2-[[4-(2-trifluoromethylphenyl)piperidinyl]carbonyl]-3-(N-hydroxy)piperidinecarboxamide;
- (2*R-trans*)-1-Methyl-2-[[4-(2-methylphenyl)piperidinyl]carbonyl]-3-(N-hydroxy)piperidinecarboxamide;
- 25 (2*R-trans*)-1-Methyl-2-[[4-(3-methoxyphenyl)piperidinyl]carbonyl]-3-(N-hydroxy)piperidinecarboxamide; and,
- 30 (2*R-trans*)-1-Methyl-2-[[4-(3-trifluoromethylphenyl)piperidinyl]carbonyl]-3-(N-hydroxy)piperidinecarboxamide;
- 35 or a pharmaceutically acceptable salt form thereof.

In another embodiment, the present invention provides a novel pharmaceutical composition, comprising: a

40 pharmaceutically acceptable carrier and a therapeutically effective amount of a compound of formula (I) or a pharmaceutically acceptable salt form thereof.

In another embodiment, the present invention provides a

45 novel method for treating or preventing an inflammatory disorder, comprising: administering to a patient in need thereof a therapeutically effective amount of a compound of

formula (I) or a pharmaceutically acceptable salt form thereof.

5 In another embodiment, the present invention provides a novel method of treating a condition or disease mediated by MMPs, TNF, aggrecanase, or a combination thereof in a mammal, comprising: administering to the mammal in need of such treatment a therapeutically effective amount of a compound of formula (I) or a pharmaceutically acceptable  
10 salt form thereof.

In another embodiment, the present invention provides a novel method of treating a condition or disease wherein the disease or condition is referred to as rheumatoid arthritis,  
15 osteoarthritis, periodontitis, gingivitis, corneal ulceration, solid tumor growth and tumor invasion by secondary metastases, neovascular glaucoma, multiple sclerosis, or psoriasis in a mammal, comprising: administering to the mammal in need of such treatment a  
20 therapeutically effective amount of a compound of formula (I) or a pharmaceutically acceptable salt form thereof.

In another embodiment, the present invention provides a novel method of treating a condition or disease wherein the  
25 disease or condition is referred to as fever, cardiovascular effects, hemorrhage, coagulation, cachexia, anorexia, alcoholism, acute phase response, acute infection, shock, graft versus host reaction, autoimmune disease or HIV infection in a mammal comprising administering to the mammal  
30 in need of such treatment a therapeutically effective amount of a compound of formula (I) or a pharmaceutically acceptable salt form thereof.

In another embodiment, the present invention provides  
35 novel compounds of formula (I) for use in therapy.

In another embodiment, the present invention provides the use of novel compounds of formula (I) for the

manufacture of a medicament for the treatment of a condition or disease mediated by MMPs, TNF, aggrecanase, or a combination thereof.

5

#### DEFINITIONS

The compounds herein described may have asymmetric centers. Compounds of the present invention containing an asymmetrically substituted atom may be isolated in optically active or racemic forms. It is well known in the art how to  
10 prepare optically active forms, such as by resolution of racemic forms or by synthesis from optically active starting materials. Geometric isomers of double bonds such as olefins and C=N double bonds can also be present in the compounds described herein, and all such stable isomers are  
15 contemplated in the present invention. Cis and trans geometric isomers of the compounds of the present invention are described and may be isolated as a mixture of isomers or as separated isomeric forms. All chiral, diastereomeric, racemic forms and all geometric isomeric forms of a  
20 structure are intended, unless the specific stereochemistry or isomeric form is specifically indicated. All processes used to prepare compounds of the present invention and intermediates made therein are considered to be part of the present invention.

25 The term "substituted," as used herein, means that any one or more hydrogens on the designated atom is replaced with a selection from the indicated group, provided that the designated atom's normal valency is not exceeded, and that the substitution results in a stable compound. When a  
30 substituent is keto (i.e., =O), then 2 hydrogens on the atom are replaced. Keto substituents are not present on aromatic moieties. When a ring system (e.g., carbocyclic or heterocyclic) is said to be substituted with a carbonyl group or a double bond, it is intended that the carbonyl  
35 group or double bond be part (i.e., within) of the ring.

The present invention is intended to include all isotopes of atoms occurring in the present compounds. Isotopes include those atoms having the same atomic number

but different mass numbers. By way of general example and without limitation, isotopes of hydrogen include tritium and deuterium. Isotopes of carbon include C-13 and C-14.

When any variable (e.g.,  $R^b$ ) occurs more than one time in any constituent or formula for a compound, its definition at each occurrence is independent of its definition at every other occurrence. Thus, for example, if a group is shown to be substituted with 0-2  $R^6$ , then said group may optionally be substituted with up to two  $R^6$  groups and  $R^6$  at each occurrence is selected independently from the definition of  $R^6$ . Also, combinations of substituents and/or variables are permissible only if such combinations result in stable compounds.

When a bond to a substituent is shown to cross a bond connecting two atoms in a ring, then such substituent may be bonded to any atom on the ring. When a substituent is listed without indicating the atom via which such substituent is bonded to the rest of the compound of a given formula, then such substituent may be bonded via any atom in such substituent. Combinations of substituents and/or variables are permissible only if such combinations result in stable compounds.

As used herein, "alkyl" or "alkylene" is intended to include both branched and straight-chain saturated aliphatic hydrocarbon groups having the specified number of carbon atoms.  $C_{1-10}$  alkyl (or alkylene), is intended to include  $C_1$ ,  $C_2$ ,  $C_3$ ,  $C_4$ ,  $C_5$ ,  $C_6$ ,  $C_7$ ,  $C_8$ ,  $C_9$ , and  $C_{10}$  alkyl groups. Examples of alkyl include, but are not limited to, methyl, ethyl, n-propyl, i-propyl, n-butyl, s-butyl, t-butyl, n-pentyl, and s-pentyl. "Haloalkyl" is intended to include both branched and straight-chain saturated aliphatic hydrocarbon groups having the specified number of carbon atoms, substituted with 1 or more halogen (for example  $-C_vF_w$  where  $v = 1$  to 3 and  $w = 1$  to  $(2v+1)$ ). Examples of haloalkyl include, but are not limited to, trifluoromethyl, trichloromethyl, pentafluoroethyl, and pentachloroethyl. "Alkoxy" represents an alkyl group as defined above with the indicated number of carbon atoms attached through an oxygen

bridge. C<sub>1-10</sub> alkoxy, is intended to include C<sub>1</sub>, C<sub>2</sub>, C<sub>3</sub>, C<sub>4</sub>, C<sub>5</sub>, C<sub>6</sub>, C<sub>7</sub>, C<sub>8</sub>, C<sub>9</sub>, and C<sub>10</sub> alkoxy groups. Examples of alkoxy include, but are not limited to, methoxy, ethoxy, n-propoxy, i-propoxy, n-butoxy, s-butoxy, t-butoxy,

5 n-pentoxy, and s-pentoxy. "Cycloalkyl" is intended to include saturated ring groups, such as cyclopropyl, cyclobutyl, or cyclopentyl. C<sub>3-7</sub> cycloalkyl, is intended to include C<sub>3</sub>, C<sub>4</sub>, C<sub>5</sub>, C<sub>6</sub>, and C<sub>7</sub> cycloalkyl groups. "Alkenyl" or "alkenylene" is intended to include hydrocarbon chains of  
10 either a straight or branched configuration and one or more unsaturated carbon-carbon bonds which may occur in any stable point along the chain, such as ethenyl and propenyl. C<sub>2-10</sub> alkenyl (or alkenylene), is intended to include C<sub>2</sub>, C<sub>3</sub>, C<sub>4</sub>, C<sub>5</sub>, C<sub>6</sub>, C<sub>7</sub>, C<sub>8</sub>, C<sub>9</sub>, and C<sub>10</sub> alkenyl groups. "Alkynyl" or  
15 "alkynylene" is intended to include hydrocarbon chains of either a straight or branched configuration and one or more triple carbon-carbon bonds which may occur in any stable point along the chain, such as ethynyl and propynyl. C<sub>2-10</sub> alkynyl (or alkynylene), is intended to include C<sub>2</sub>, C<sub>3</sub>, C<sub>4</sub>,  
20 C<sub>5</sub>, C<sub>6</sub>, C<sub>7</sub>, C<sub>8</sub>, C<sub>9</sub>, and C<sub>10</sub> alkynyl groups.

"Halo" or "halogen" as used herein refers to fluoro, chloro, bromo, and iodo; and "counterion" is used to represent a small, negatively charged species such as chloride, bromide, hydroxide, acetate, and sulfate.

25 As used herein, "carbocycle" or "carbocyclic residue" is intended to mean any stable 3, 4, 5, 6, or 7-membered monocyclic or bicyclic or 7, 8, 9, 10, 11, 12, or 13-membered bicyclic or tricyclic, any of which may be saturated, partially unsaturated, or aromatic. Examples of  
30 such carbocycles include, but are not limited to, cyclopropyl, cyclobutyl, cyclopentyl, cyclohexyl, cycloheptyl, adamantyl, cyclooctyl, [3.3.0]bicyclooctane, [4.3.0]bicyclononane, [4.4.0]bicyclodecane, [2.2.2]bicyclooctane, fluorenyl, phenyl, naphthyl, indanyl,  
35 adamantyl, and tetrahydronaphthyl.

As used herein, the term "heterocycle" or "heterocyclic system" is intended to mean a stable 5, 6, or 7-membered monocyclic or bicyclic or 7, 8, 9, or 10-membered bicyclic

heterocyclic ring which is saturated, partially unsaturated or unsaturated (aromatic), and which consists of carbon atoms and 1, 2, 3, or 4 heteroatoms independently selected from the group consisting of N, NH, O and S and including  
5 any bicyclic group in which any of the above-defined heterocyclic rings is fused to a benzene ring. The nitrogen and sulfur heteroatoms may optionally be oxidized. The heterocyclic ring may be attached to its pendant group at any heteroatom or carbon atom which results in a stable  
10 structure. The heterocyclic rings described herein may be substituted on carbon or on a nitrogen atom if the resulting compound is stable. A nitrogen in the heterocycle may optionally be quaternized. It is preferred that when the total number of S and O atoms in the heterocycle exceeds 1,  
15 then these heteroatoms are not adjacent to one another. It is preferred that the total number of S and O atoms in the heterocycle is not more than 1. As used herein, the term "aromatic heterocyclic system" or "heteroaryl" is intended to mean a stable 5, 6, or 7-membered monocyclic or bicyclic  
20 or 7, 8, 9, or 10-membered bicyclic heterocyclic aromatic ring which consists of carbon atoms and 1, 2, 3, or 4 heterotams independently selected from the group consisting of N, NH, O and S. It is to be noted that total number of S and O atoms in the aromatic heterocycle is not more than 1.

25 Examples of heterocycles include, but are not limited to, acridinyl, azocinyl, benzimidazolyl, benzofuranyl, benzothiofuranyl, benzothiophenyl, benzoxazolyl, benzthiazolyl, benztriazolyl, benztetrazolyl, benzisoxazolyl, benzisothiazolyl, benzimidazolinyl,  
30 carbazolyl, 4aH-carbazolyl, carbolinyl, chromanyl, chromenyl, cinnolinyl, decahydroquinolinyl, 2H,6H-1,5,2-dithiazinyl, dihydrofuro[2,3-b]tetrahydrofuran, furanyl, furazanyl, imidazolidinyl, imidazolinyl, imidazolyl, 1H-indazolyl, indolenyl, indolinyl, indoliziny, indolyl, 3H-  
35 indolyl, isobenzofuranyl, isochromanyl, isoindazolyl, isoindolinyl, isoindolyl, isoquinolinyl, isothiazolyl, isoxazolyl, methylenedioxyphenyl, morpholinyl, naphthyridinyl, octahydroisoquinolinyl, oxadiazolyl, 1,2,3-



oxadiazolyl, 1,2,4-oxadiazolyl, 1,2,5-oxadiazolyl, 1,3,4-oxadiazolyl, oxazolidinyl, oxazolyl, oxazolidinyl, pyrimidinyl, phenanthridinyl, phenanthrolinyl, phenazinyl, phenothiazinyl, phenoxathiinyl, phenoxazinyl, phthalazinyl, piperazinyl, piperidinyl, piperidonyl, 4-piperidonyl, piperonyl, pteridinyl, purinyl, pyranyl, pyrazinyl, pyrazolidinyl, pyrazolinyl, pyrazolyl, pyridazinyl, pyridooxazole, pyridoimidazole, pyridothiazole, pyridinyl, pyridyl, pyrimidinyl, pyrrolidinyl, pyrrolinyl, 2H-pyrrolyl, pyrrolyl, quinazolinyl, quinolinyl, 4H-quinolizinyll, quinoxalinyl, quinuclidinyl, tetrahydrofuranyl, tetrahydroisoquinolinyl, tetrahydroquinolinyl, tetrazolyl, 6H-1,2,5-thiadiazinyl, 1,2,3-thiadiazolyl, 1,2,4-thiadiazolyl, 1,2,5-thiadiazolyl, 1,3,4-thiadiazolyl, thianthrenyl, thiazolyl, thienyl, thienothiazolyl, thienooxazolyl, thienoimidazolyl, thiophenyl, triazinyl, 1,2,3-triazolyl, 1,2,4-triazolyl, 1,2,5-triazolyl, 1,3,4-triazolyl, and xanthenyl. Also included are fused ring and spiro compounds containing, for example, the above heterocycles.

The phrase "pharmaceutically acceptable" is employed herein to refer to those compounds, materials, compositions, and/or dosage forms which are, within the scope of sound medical judgment, suitable for use in contact with the tissues of human beings and animals without excessive toxicity, irritation, allergic response, or other problem or complication, commensurate with a reasonable benefit/risk ratio.

As used herein, "pharmaceutically acceptable salts" refer to derivatives of the disclosed compounds wherein the parent compound is modified by making acid or base salts thereof. Examples of pharmaceutically acceptable salts include, but are not limited to, mineral or organic acid salts of basic residues such as amines; and alkali or organic salts of acidic residues such as carboxylic acids. The pharmaceutically acceptable salts include the conventional non-toxic salts or the quaternary ammonium salts of the parent compound formed, for example, from non-

toxic inorganic or organic acids. For example, such conventional non-toxic salts include those derived from inorganic acids such as hydrochloric, hydrobromic, sulfuric, sulfamic, phosphoric, and nitric; and the salts prepared from organic acids such as acetic, propionic, succinic, glycolic, stearic, lactic, malic, tartaric, citric, ascorbic, pantoic, maleic, hydroxymaleic, phenylacetic, glutamic, benzoic, salicylic, sulfanilic, 2-acetoxybenzoic, fumaric, toluenesulfonic, methanesulfonic, ethane disulfonic, oxalic, and isethionic.

The pharmaceutically acceptable salts of the present invention can be synthesized from the parent compound which contains a basic or acidic moiety by conventional chemical methods. Generally, such salts can be prepared by reacting the free acid or base forms of these compounds with a stoichiometric amount of the appropriate base or acid in water or in an organic solvent, or in a mixture of the two; generally, nonaqueous media like ether, ethyl acetate, ethanol, isopropanol, or acetonitrile are preferred. Lists of suitable salts are found in *Remington's Pharmaceutical Sciences*, 17th ed., Mack Publishing Company, Easton, PA, 1985, p. 1418, the disclosure of which is hereby incorporated by reference.

Since prodrugs are known to enhance numerous desirable qualities of pharmaceuticals (e.g., solubility, bioavailability, manufacturing, etc...) the compounds of the present invention may be delivered in prodrug form. Thus, the present invention is intended to cover prodrugs of the presently claimed compounds, methods of delivering the same and compositions containing the same. "Prodrugs" are intended to include any covalently bonded carriers which release an active parent drug of the present invention *in vivo* when such prodrug is administered to a mammalian subject. Prodrugs of the present invention are prepared by modifying functional groups present in the compound in such a way that the modifications are cleaved, either in routine manipulation or *in vivo*, to the parent compound. Prodrugs include compounds of the present invention wherein a

hydroxy, amino, or sulfhydryl group is bonded to any group that, when the prodrug of the present invention is administered to a mammalian subject, it cleaves to form a free hydroxyl, free amino, or free sulfhydryl group, respectively. Examples of prodrugs include, but are not limited to, acetate, formate and benzoate derivatives of alcohol and amine functional groups in the compounds of the present invention.

"Stable compound" and "stable structure" are meant to indicate a compound that is sufficiently robust to survive isolation to a useful degree of purity from a reaction mixture, and formulation into an efficacious therapeutic agent.

"Therapeutically effective amount" is intended to include an amount of a compound of the present invention or an amount of the combination of compounds claimed effective to inhibit a desired metalloprotease in a host. The combination of compounds is preferably a synergistic combination. Synergy, as described for example by Chou and Talalay, Adv. Enzyme Regul. 22:27-55 (1984), occurs when the effect (in this case, inhibition of the desired target) of the compounds when administered in combination is greater than the additive effect of the compounds when administered alone as a single agent. In general, a synergistic effect is most clearly demonstrated at suboptimal concentrations of the compounds. Synergy can be in terms of lower cytotoxicity, increased antiviral effect, or some other beneficial effect of the combination compared with the individual components.

### SYNTHESIS

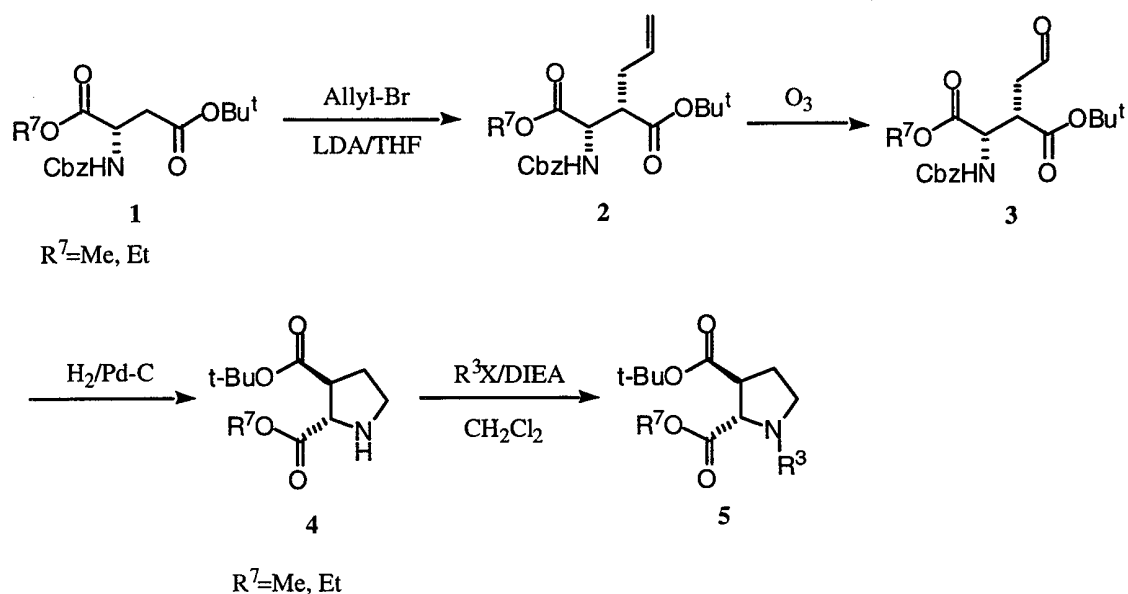
The compounds of the present invention can be prepared in a number of ways well known to one skilled in the art of organic synthesis. The compounds of the present invention can be synthesized using the methods described below, together with synthetic methods known in the art of synthetic organic chemistry, or variations thereon as appreciated by those skilled in the art. Preferred methods

include, but are not limited to, those described below. All references cited herein are hereby incorporated in their entirety herein by reference.

The novel compounds of this invention may be prepared using the reactions and techniques described in this section. The reactions are performed in solvents appropriate to the reagents and materials employed and are suitable for the transformations being effected. Also, in the description of the synthetic methods described below, it is to be understood that all proposed reaction conditions, including choice of solvent, reaction atmosphere, reaction temperature, duration of the experiment and work up procedures, are chosen to be the conditions standard for that reaction, which should be readily recognized by one skilled in the art. It is understood by one skilled in the art of organic synthesis that the functionality present on various portions of the molecule must be compatible with the reagents and reactions proposed. Such restrictions to the substituents which are compatible with the reaction conditions will be readily apparent to one skilled in the art and alternate methods must then be used.

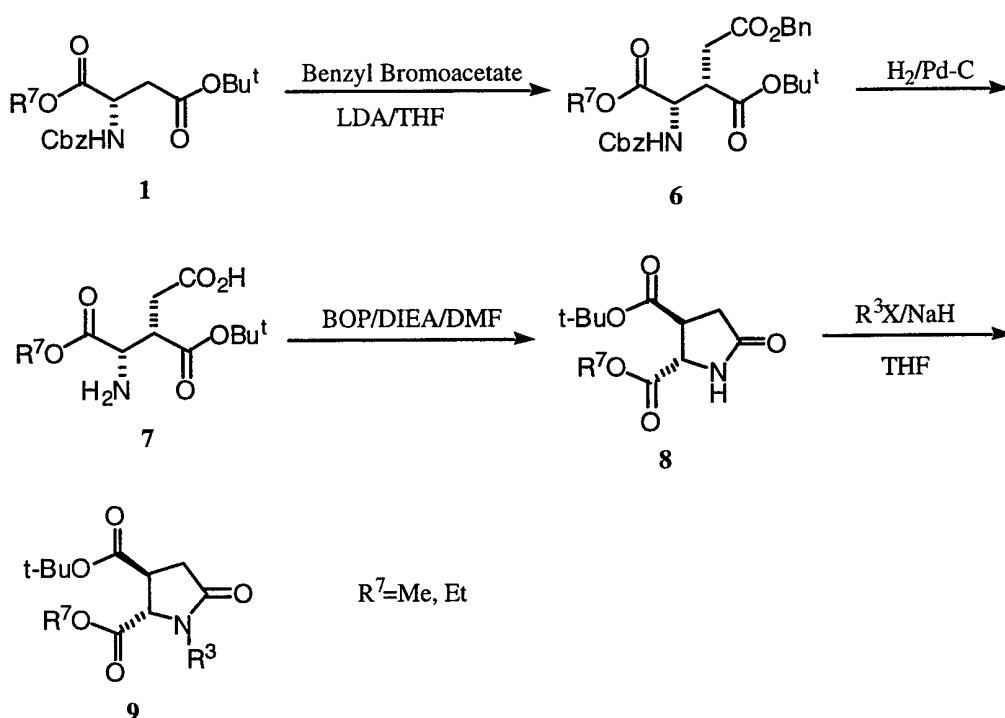
A series of five, six and seven membered ring heterocycles (B ring in formula I) can be constructed using the methods outlined in Schemes 1-10. (2S)-*trans*-2,3-Pyrrolidinedicarboxylate of formula **5** can be prepared using the procedures described in scheme 1. Alkylation of Cbz-protected L-aspartic acid **1** with allyl bromide using LDA followed by a chromatography to separate the two produced diastereomers yields the desired *syn*-diastereomer **2**. An ozonolysis converts the vinyl **2** to an aldehyde **3**. Hydrogenation leads to a ring closure to give a pyrrolidine **4**. Derivatization at the nitrogen using an acid chloride, a chloroformate, a sulfonyl chloride or an aldehyde in the presence of NaBH<sub>3</sub>CN affords the pyrrolidine derivative **5**.

Scheme 1



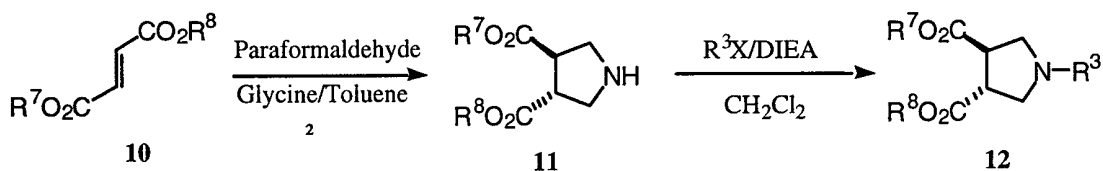
A series of (4S)-*trans*-2-oxo-4,5-pyrrolidinedicarboxylate of formula 9 can be prepared using the method shown in Scheme 2. Alkylation of Cbz-protected L-aspartic acid 1 with benzyl bromoacetate using LDA followed by a chromatography to separate the two produced diastereomers yields the desired *syn*-diastereomer 6. Hydrogenation removes the Cbz and benzyl groups. Cyclization using a coupling agent such as BOP produces a  $\gamma$ -lactam 8. Alkylation using an alkyl halide or an alkyl sulfonate gives the 2-oxopyrrolidine derivative 9.

Scheme 2



*trans*-3,4-Pyrrolidinedicarboxylate of formula **12** can be synthesized from a cycloaddition of fumarate **10** with an intermediate generated from reaction of paraformaldehyde and glycine followed by a derivatization at the nitrogen using an acid chloride, a chloroformate, a sulfonyl chloride or an aldehyde in the presence of NaBH<sub>3</sub>CN (Scheme 3).

Scheme 3



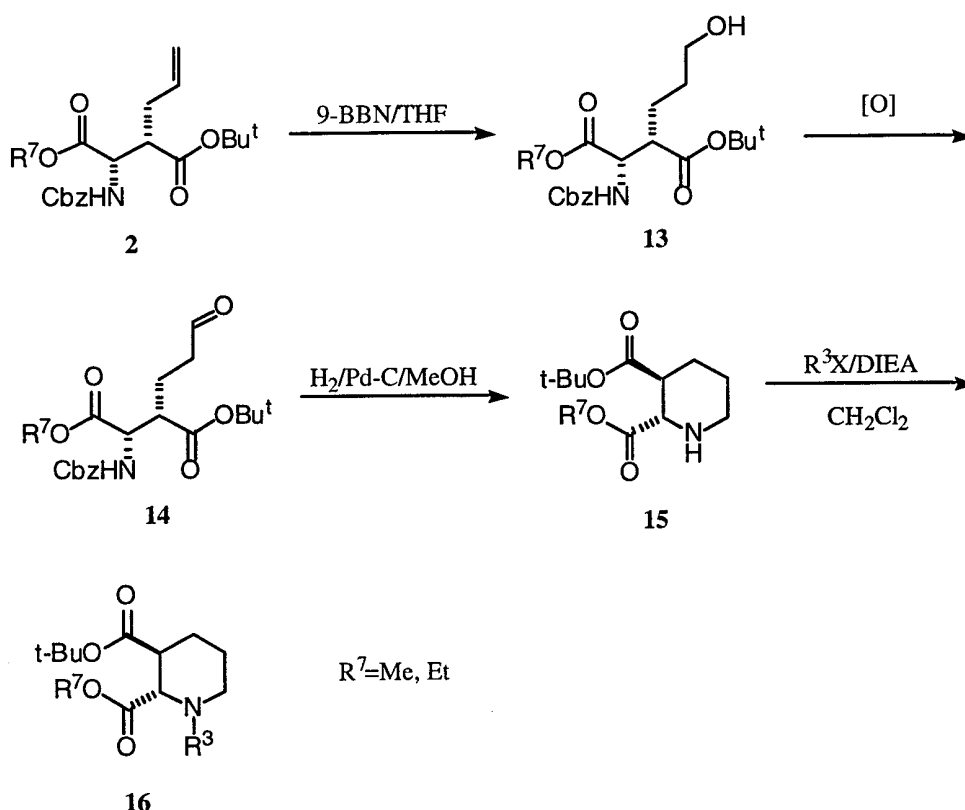
$R^7 = \text{Me, Et}; R^8 = \text{ter-butyl, benzyl}$

10

(2S)-*trans*-2,3-Piperidinedicarboxylate of formula **16** can be prepared starting with the intermediate **2** (Scheme 4).

A hydroboration using 9-BBN converts the vinyl group to an alcohol **13** which is oxidized to give an aldehyde **14**. Upon removal of the Cbz by hydrogenation, reductive amination between the released amine and the aldehyde took place, resulting in a ring closure to give the piperidine **15**. Derivatization at the nitrogen using an acid chloride, a chloroformate, a sulfonyl chloride or an aldehyde in the presence of  $\text{NaBH}_3\text{CN}$  affords the piperidine derivative **16**.

Scheme 4

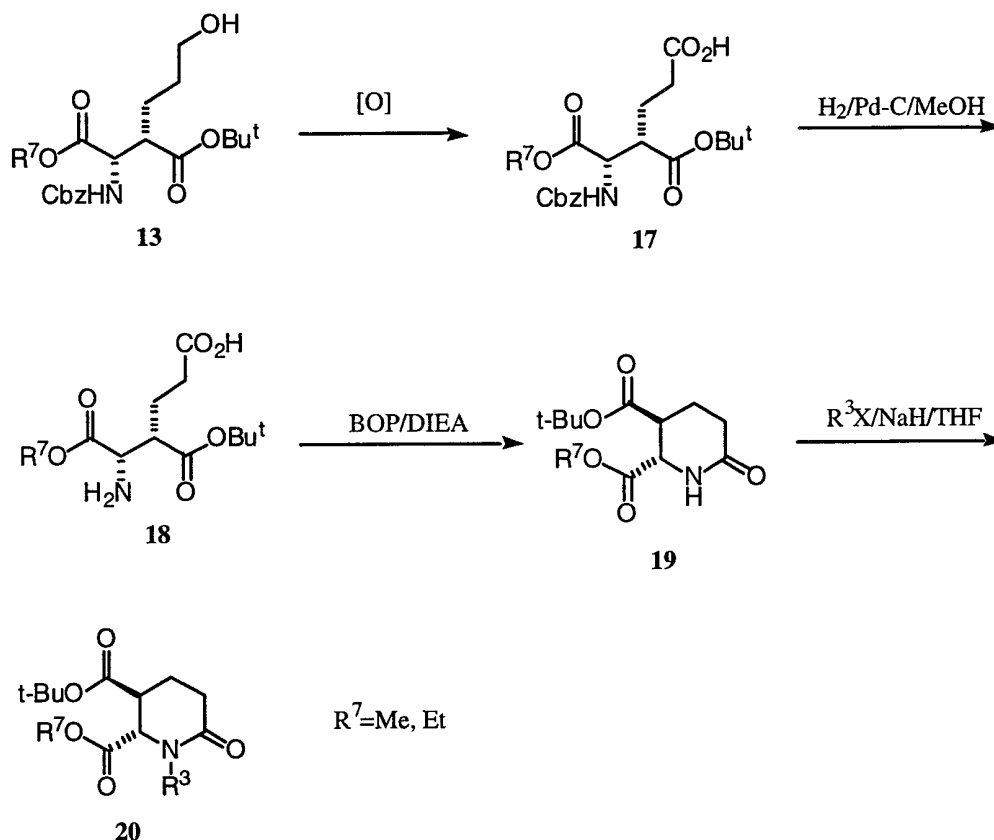


10

The synthesis of (5S)-*trans*-2-oxo-5,6-piperidinedicarboxylate of formula **20** can be prepared using the method depicted in Scheme 5. The alcohol intermediate **13** is oxidized to give a carboxylic acid **17**. Hydrogenation to remove the Cbz followed by coupling using BOP yields the  $\delta$ -lactam **19**. Alkylation at the nitrogen with an alkyl halide

or an alkyl sulfonate using NaH gives the  $\delta$ -lactam derivative **20**.

Scheme 5



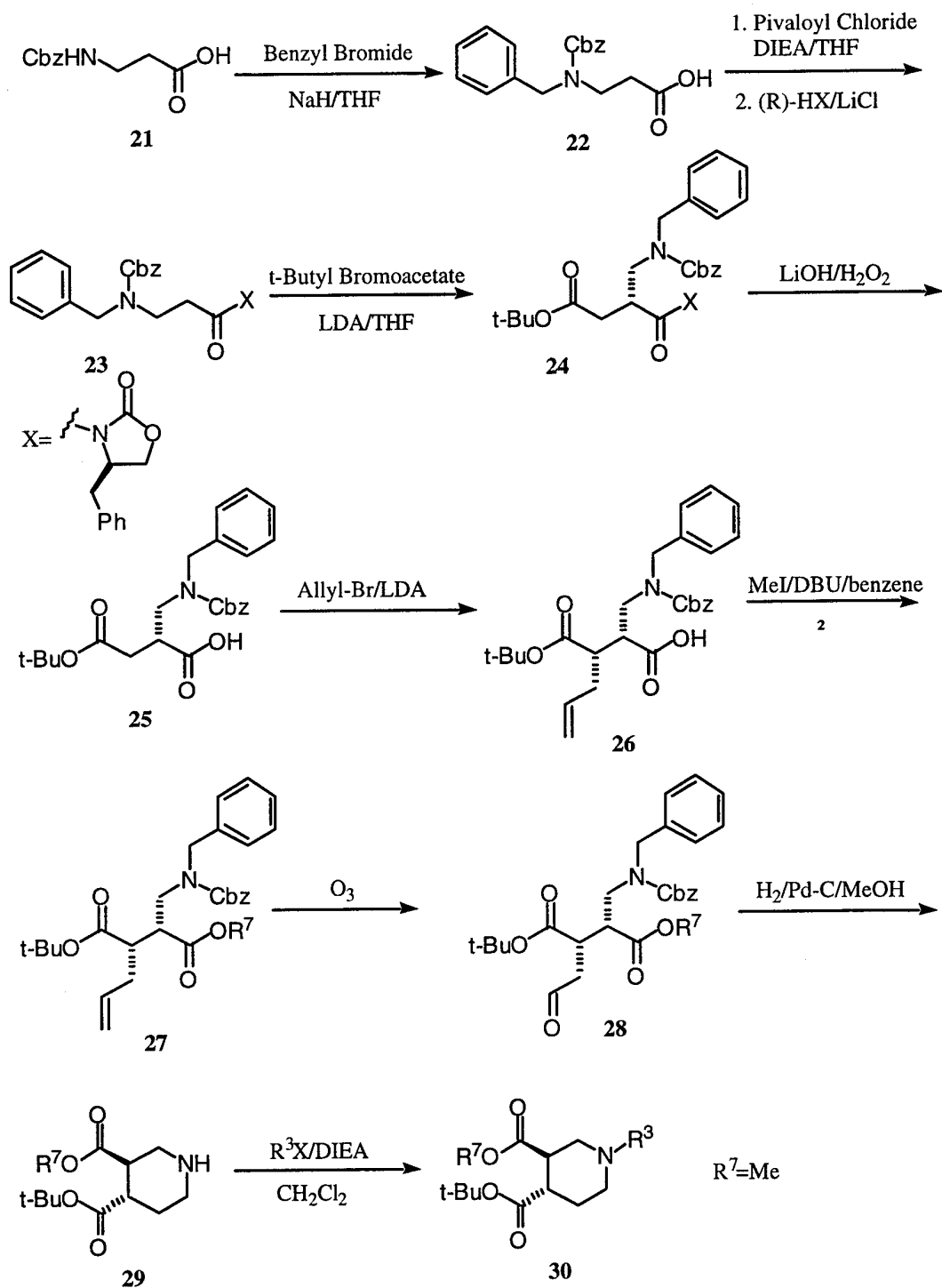
5

The synthesis of (3S)-*trans*-3,4-piperidinedicarboxylate of formula **30** starts with a Cbz-protected  $\beta$ -alanine **21** as shown in Scheme 6. Regioselective N-benylation with benzyl bromide can be accomplished using NaH/THF. The acid **22** is coupled with the chiral auxiliary group (R)-4-phenylmethyl-2-oxazolidinone (HX) using pivaloyl chloride as the activating agent. Alkylation of **23** with *tert*-butyl bromoacetate using LDA produces the mono-substituted succinate **24**. The chiral auxiliary group is removed using LiOH/H<sub>2</sub>O<sub>2</sub> and the resulting acid is alkylated with allyl bromide using 2 equivalents of LDA to give the double-substituted succinate **26**. The carboxylic acid is converted



to a methyl ester **27** using iodomethane/DBU and the vinyl is converted to an aldehyde **28** by an ozonolysis. Hydrogenation results in a ring closure to give the piperidine **29** which is derived with an acid chloride, a chloroformate, a sulfonyl  
5 chloride or an aldehyde in the presence of  $\text{NaBH}_3\text{CN}$  to give **30**.

Scheme 6

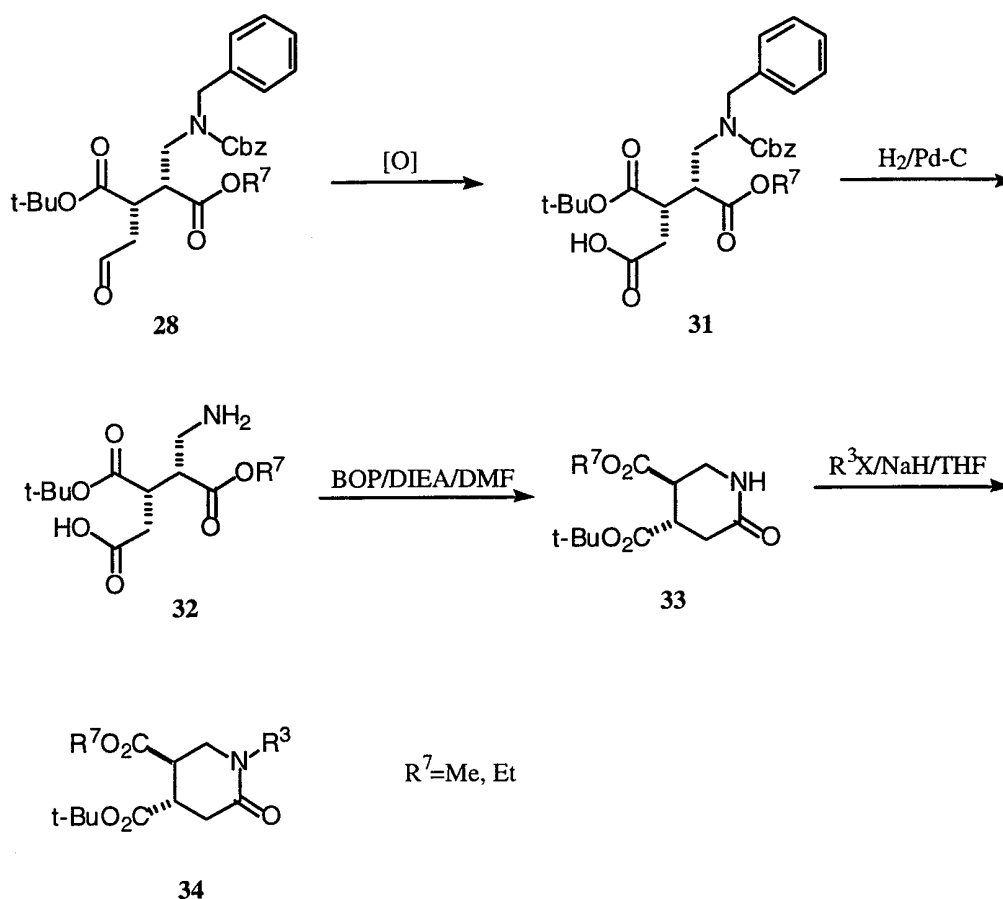


The (4R)-*trans*-2-oxo-4,5-piperidinedicarboxylate of formula 34 can be prepared from the intermediate 28 (Scheme 5 7). The aldehyde in 28 is oxidized to give a carboxylic acid

31. Hydrogenation removes the Cbz and the N-benzyl groups. Cyclization is carried out using a coupling agent such as BOP and the  $\delta$ -lactam is derived with an alkyl halide or an alkyl sulfonate to give 34.

5

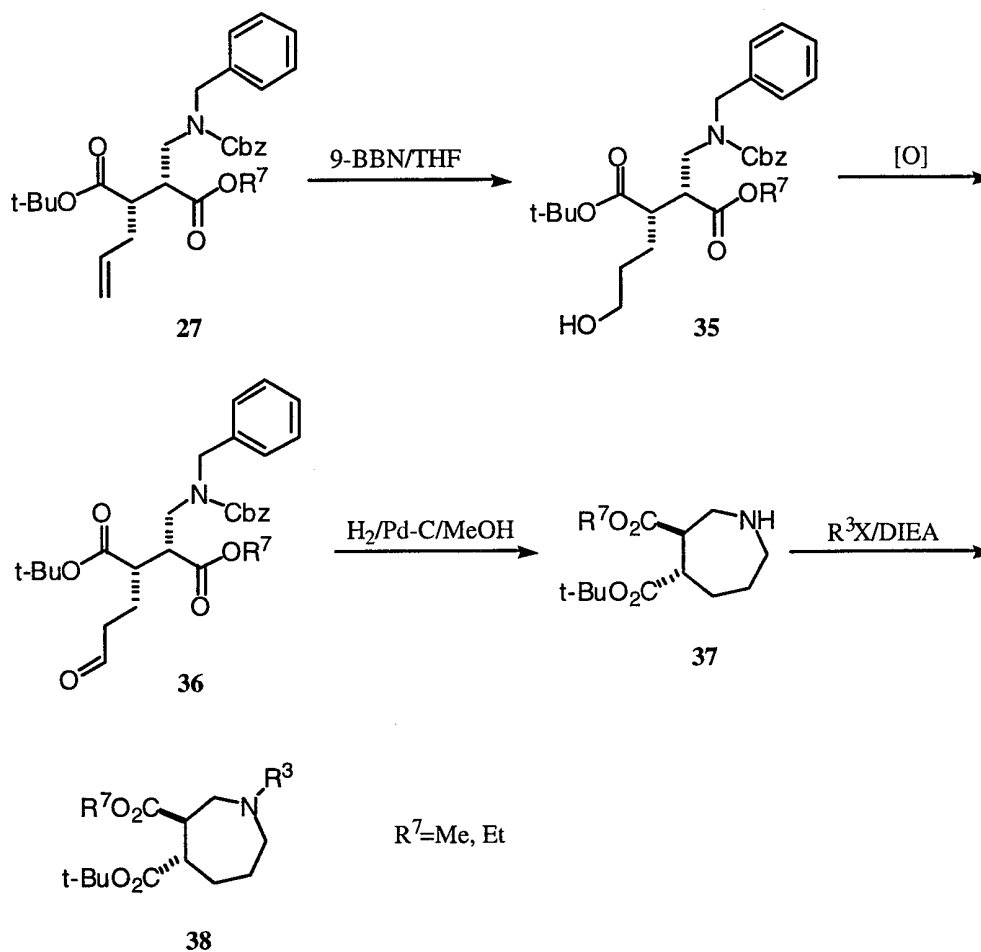
Scheme 7



The (3S)-*trans*-3,4-homopiperidinedicarboxylate of formula 38 can be prepared starting from the intermediate 27. A hydroboration using 9-BBN converts the vinyl to an alcohol 35 which is oxidized to give an aldehyde 36. Hydrogenation produces the homopiperidine 37 which is derived with an acid chloride, a chloroformate, a sulfonyl chloride or an aldehyde in the presence of  $NaBH_3CN$  to give 38.

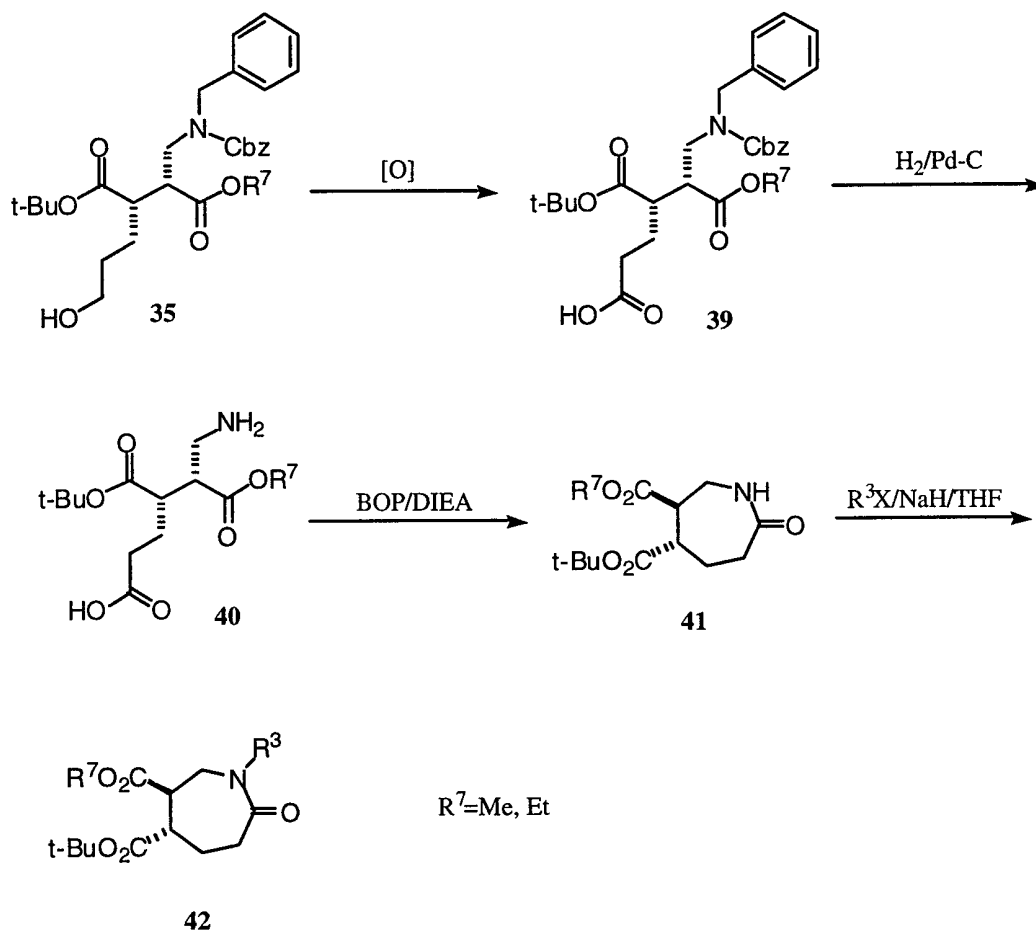
15

Scheme 8



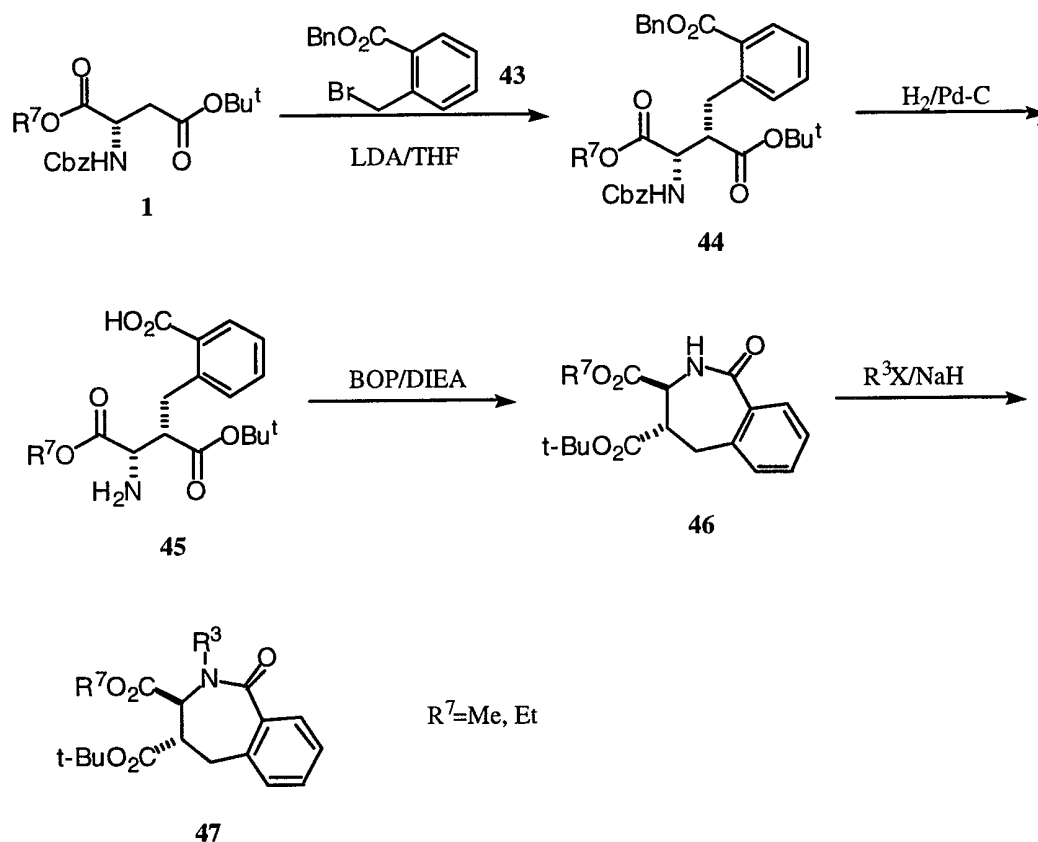
The synthesis of (5R)-*trans*-2-oxo-5,6-homopiperidinedicarboxylate of formula **42** starts with the alcohol intermediate **35** which is oxidized to give a carboxylic acid **39**. Hydrogenation followed by cyclization using a coupling agent such as BOP yields the  $\epsilon$ -caprolactam **41** which is derived with an alkyl halide or an alkyl sulfonate to give **42**.

Scheme 9



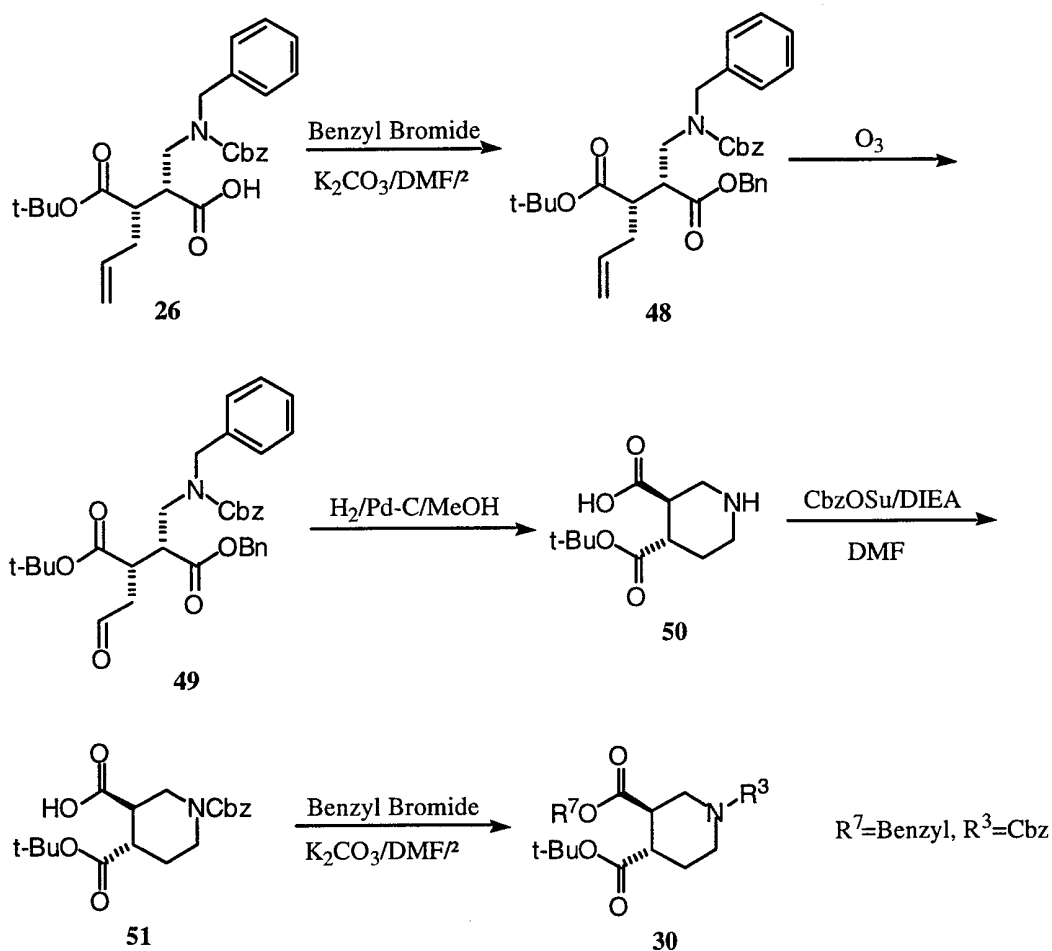
The synthesis of (6R)-trans-2-oxo-3,4-benzo-6,7-homopiperidinedicarboxylate of formula **47** is prepared as outlined in Scheme 10. Alkylation of **1** with benzyl 2-bromomethylbenzoate **43** using LDA followed by chromatography to separate the produced two diastereomers yields the aspartic acid derivative **44**. Hydrogenation followed by cyclization using a coupling agent such as BOP produces the lactam **46** which is derived with an alkyl halide or an alkyl sulfonate to give **47**.

Scheme 10



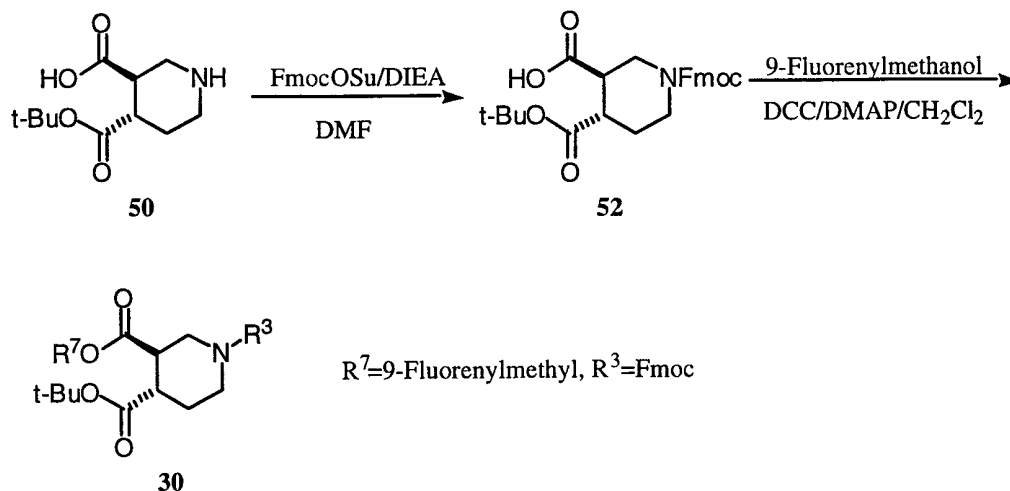
Alternatively, compound of formula **30** where  $\text{R}^7$  is a benzyl and  $\text{R}^3$  is a benzyloxycarbonyl (Cbz) can be prepared using the method outlined in Scheme 11. The carboxylic acid **26** is converted to a benzyl ester **48** using benzyl bromide/ $\text{K}_2\text{CO}_3$ /DMF at an elevated temperature. An ozonolysis converts the vinyl to an aldehyde **49**. Hydrogenation produces the piperidine ring **50**. The amino is protected with a Cbz using N-benzyloxycarbonyloxysuccinimide (CbzOSu) and the carboxylic acid is converted to a benzyl ester using benzyl bromide/ $\text{K}_2\text{CO}_3$ /DMF at an elevated temperature to give **30**

Scheme 11



Alternatively, compound of formula **30** where  $\text{R}^7$  is 9-fluorenylmethyl and  $\text{R}^3$  is 9-fluorenylmethoxycarbonyl (Fmoc) can be prepared using the method shown in Scheme 12. The piperidine **50** is reacted with FmocOSu to give Fmoc-protected intermediate **52**. Coupling of the carboxylic acid **52** with 9-fluorenylmethanol using DCC in the presence of 4-dimethylaminopyridine yields compound **30**.

Scheme 12

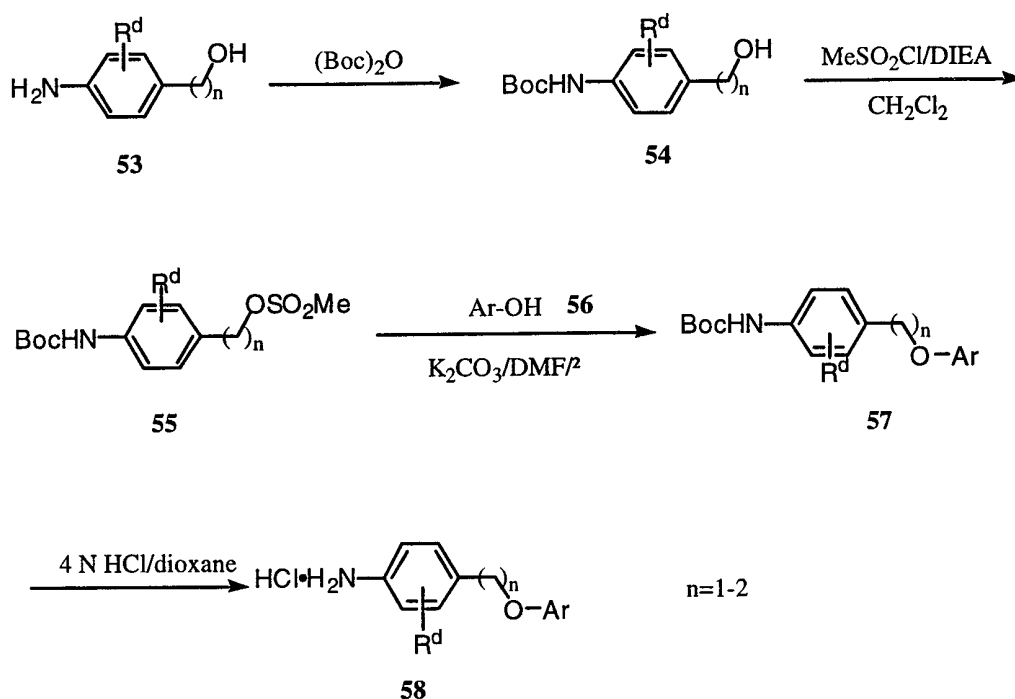


A series of  $\text{R}^1$  groups in formula I can be prepared using the methods outlined in Schemes 13-15. The 4-

5 (aryloxyalkyl)aniline derivative of formula **58** is prepared starting from 4-(hydroxyalkyl)aniline **53** (Scheme 13). The amino is protected with a Boc to give **54**. The alcohol of **54** is converted to a sulfonate **55**. Displacement of **55** with an  
 10 aryl or a heteroaryl alcohol **56** yields the ether intermediate **57** which is treated with 4 N HCl/dioxane to give **58**.



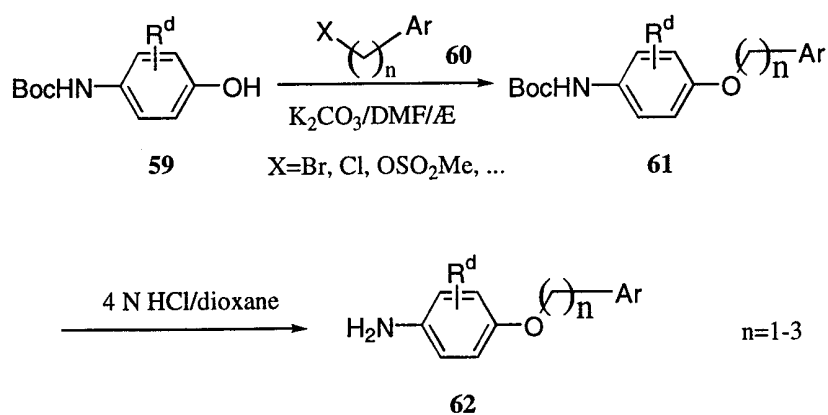
Scheme 13



The 4-(aralkyloxy)aniline of formula **62** can be prepared using the method described in Scheme 14. Reaction of 4-*tert*-butoxycarbonylaminophenol **59**, which was prepared from

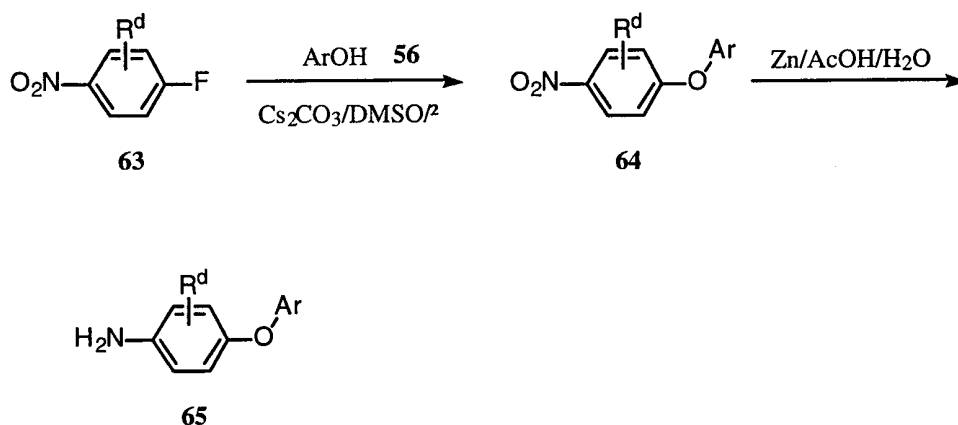
5 reaction of 4-aminophenol with di-*tert*-butyl-dicarbonate, with an aralkyl halide or sulfonate **60** yields the ether **61**. Reduction of the nitro group using zinc or iron in acetic acid/water gives the aniline derivative **62**.

Scheme 14



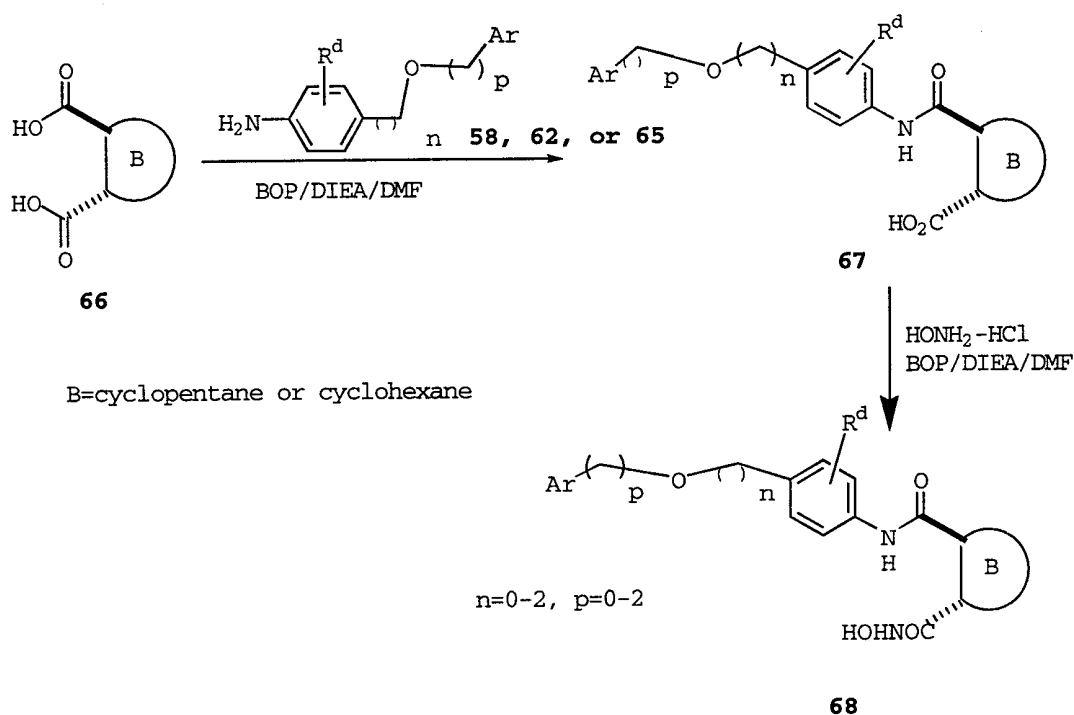
The diphenyl ether of formula **65** can be prepared using the method shown in Scheme 15. Reaction of 1-fluoro-4-nitrobenzene or its derivative **63** with an aryl or a heteroaryl alcohol **56** using cesium carbonate as base yields the diphenyl ether **64**. Treatment with zinc in acetic acid/water reduces the nitro to an amine **65**.

Scheme 15



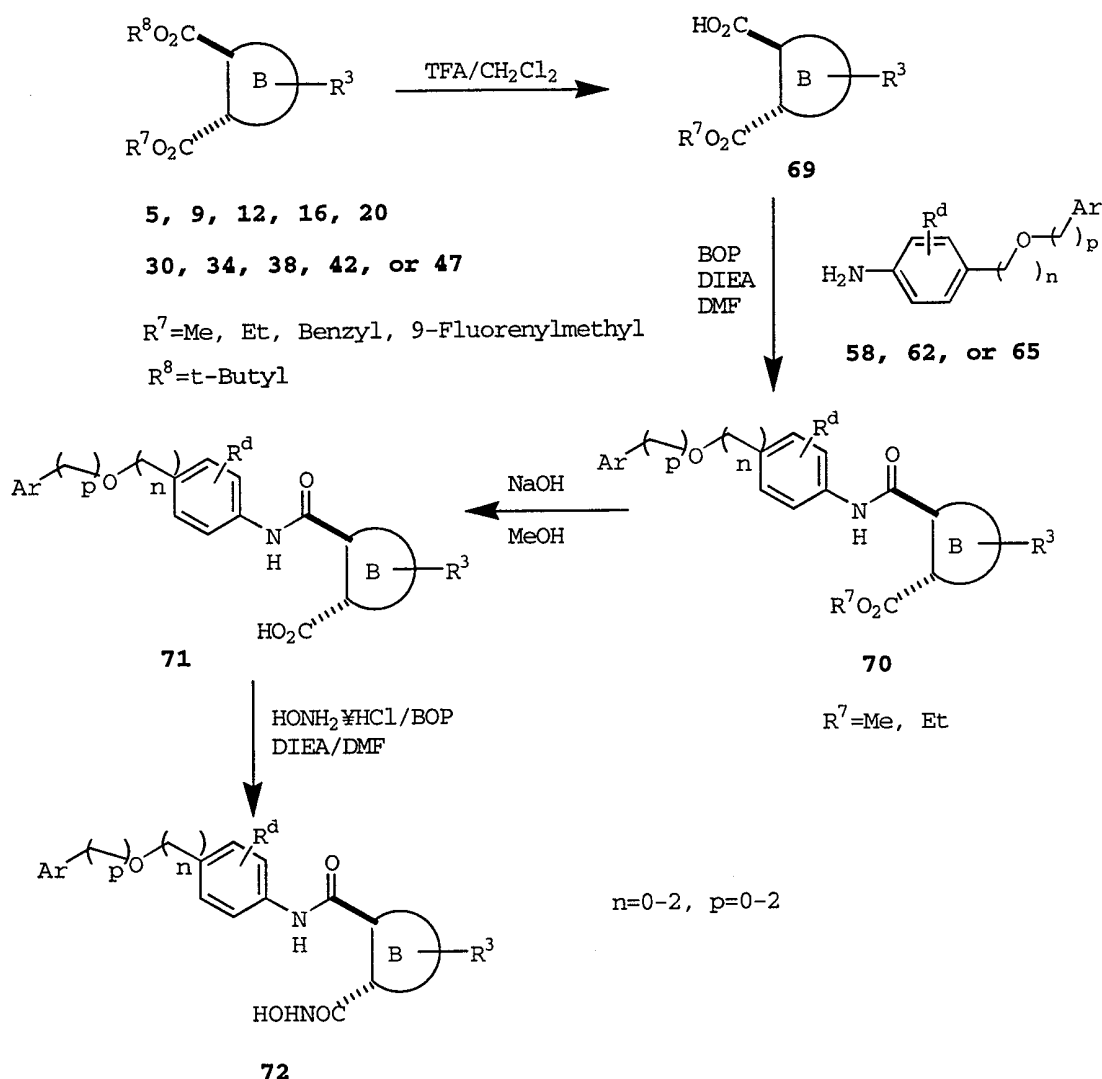
A series of hydroxamate compounds of formulas **68**, **72** and **76** can be prepared by assembling the B ring of formula **5**, **9**, **12**, **16**, **20**, **30**, **34**, **38**, **42**, **47**, or **66** with the R<sup>1</sup> group of formula **58**, **62**, or **65** followed by conversion of a carboxylic acid to a hydroxamic acid using the methods outlined in Scheme 16-19. The hydroxamate of formula **68** can be prepared by condensation of a trans-1,2-cyclopentanedicarboxylic acid or trans-1,2-cyclohexanedicarboxylic acid with an aniline derivative **58**, **62** or **65** followed by coupling of the carboxylic acid with a hydroxylamine hydrochloride using a coupling agent such as BOP (Scheme 16).

Scheme 16



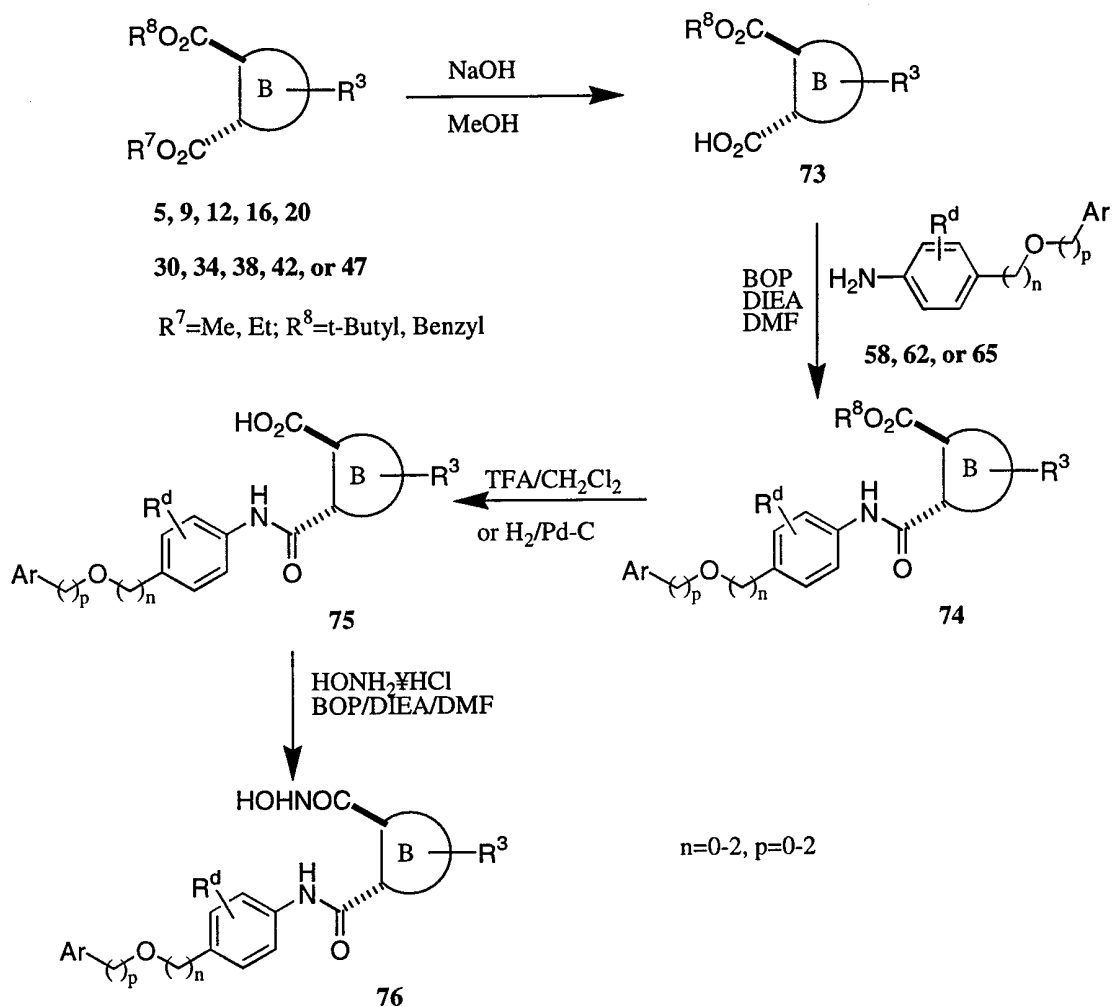
The synthesis of the hydroxamate of formula 72 is shown in Scheme 17. The B ring of formula 5, 9, 12, 16, 20, 30, 34, 38, 42 or 47 where  $\text{R}^7$  is methyl, ethyl, benzyl or 9-fluorenylmethyl and  $\text{R}^8$  is *tert*-butyl is treated with TFA/ $\text{CH}_2\text{Cl}_2$  to remove the *tert*-butyl. The resulting carboxylic acid is condensed with an aniline derivative of formula 58, 62 or 65 using a coupling agent such as BOP to give the amide 70. The methyl ester is saponified using sodium hydroxide and the resulting carboxylic acid 71 is converted to a hydroxamic acid 72.

Scheme 17



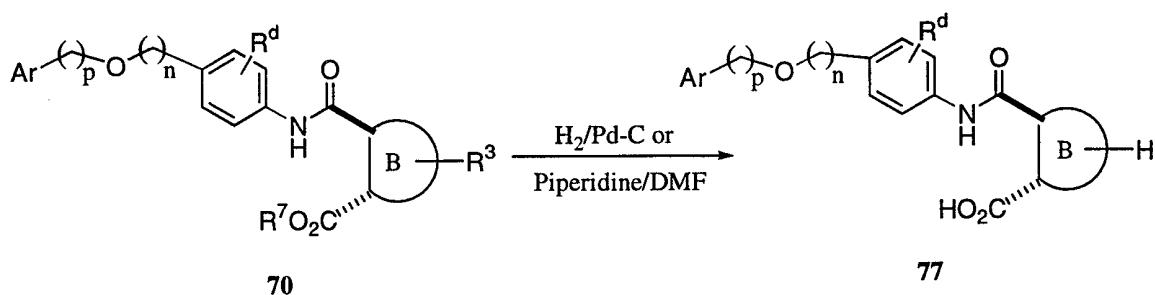
The hydroxamate of formula **76** is prepared using the method shown in Scheme 18. The B ring of formula **5, 9, 12, 16, 20, 30, 34, 38, 42 or 47** where  $\text{R}^7$  is methyl or ethyl and  $\text{R}^8$  is tert-butyl or benzyl is saponified to give a carboxylic acid **73**. Coupling of **73** with an aniline derivative of formula **58, 62 or 65** using a coupling agent such as BOP yields the amide **74**. Removal of the tert-butyl group using TFA or the benzyl group using hydrogenation followed by coupling with hydroxylamine hydrochloride using BOP affords the final product **76**.

Scheme 18



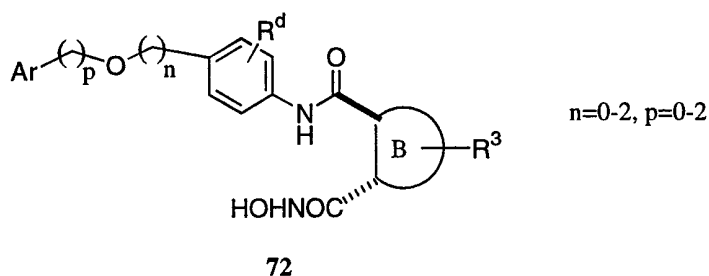
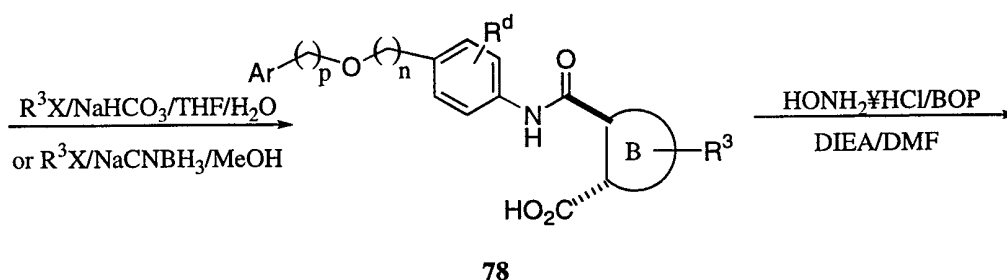
Alternatively, compound **72** can be prepared using the  
 procedures described in Scheme 19. The amide intermediate **70**  
 5 where  $\text{R}^7$  is a benzyl or 9-fluorenylmethyl and  $\text{R}^3$  is  
 benzyloxycarbonyl or 9-fluorenylmethoxycarbonyl is subjected  
 to a hydrogenation or treatment with piperidine in DMF to  
 give **77**. Reaction of **77** with an acid chloride, a  
 chloroformate or an aldehyde in the presence of  $\text{NaBH}_3\text{CN}$   
 10 produces **78** which is converted to a hydroxamic acid **72** by  
 coupling with hydroxylamine hydrochloride using BOP.

Scheme 19



$\text{R}^7$ =benzyl, 9-Fluorenylmethyl

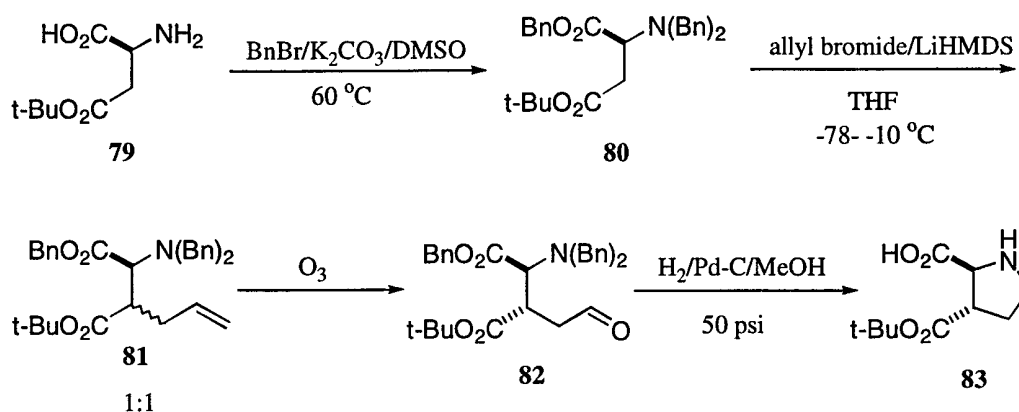
$\text{R}^3$ =Cbz, Fmoc



Alternatively, the B ring of formulas **83** and **86** where the ring structure is a 2,3-disubstituted pyrrolidine or piperidine can be prepared using the methods described in Schemes 20-21. L-Aspartic acid  $\beta$ -tert-butyl ester **79** was alkylated with benzyl bromide to give the tris-benzylated aspartic acid derivative **80**. Allylation of **80** with allyl bromide using LiHMDS provided the allylated derivative **81** as a mixture of 2 diastereomers which was subjected to an ozonolysis. Chromatography on a silica gel column of the aldehyde separated the two diastereomers. Hydrogenation of

the *syn*-diastereomer **82** produced the pyrrolidine derivative **83**.

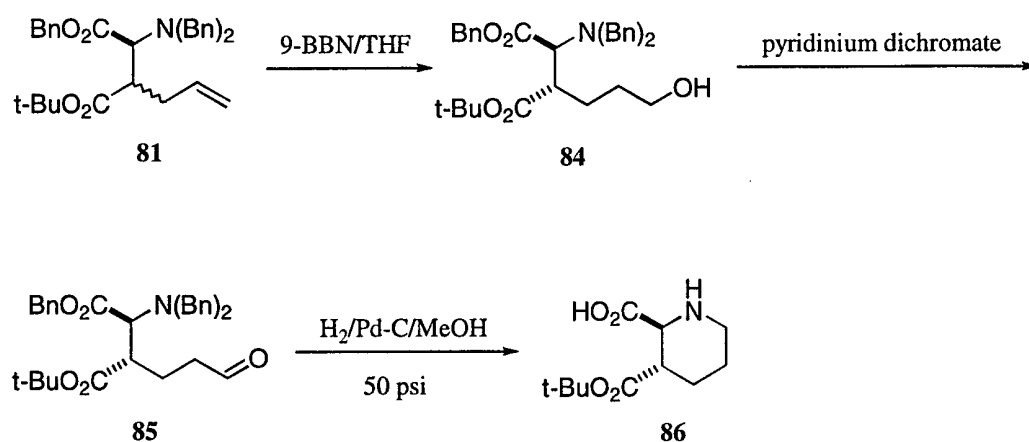
Scheme 20



5

The olefin functionality of **81** was converted to an alcohol using 9-BBN. The two diastereomers of the alcohol were then separated using flash chromatography. The *syn*-diastereomer **84** was oxidized using an oxidizing agent such as pyridinium dichromate to give the aldehyde **85** which was subjected to hydrogenation to afford the piperidine derivative **86**.

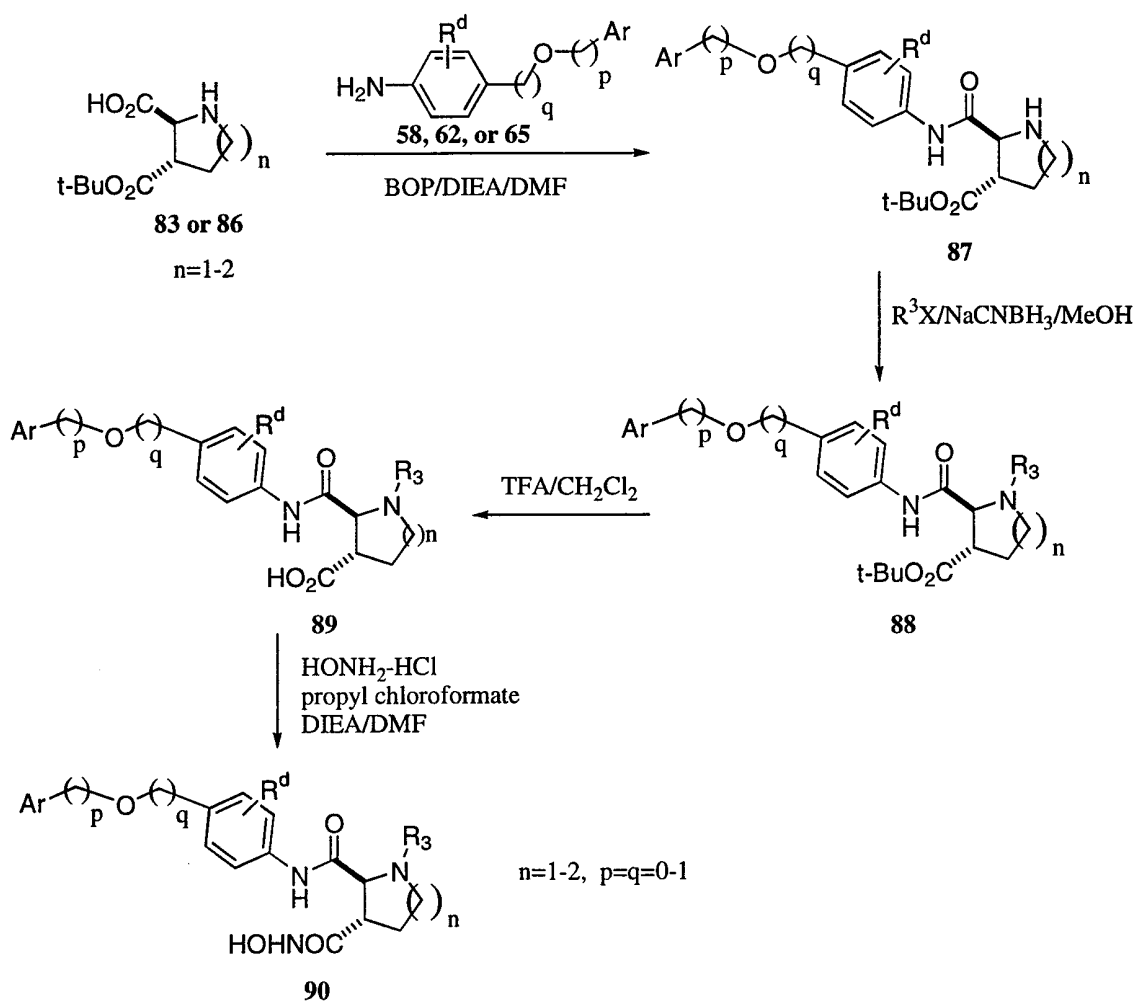
Scheme 21



15

The B ring of formula **83** or **86** was assembled with the R1 residue of formula **58**, **62** or **65** using a coupling agent such as BOP. Reductive amination of **87** with an aldehyde using sodium cyanoborohydride produced N-alkylated derivative **88**. Removal of the *tert*-butyl using acid followed by coupling with hydroxylamine hydrochloride using a coupling agent such as propyl chloroformate afforded the hydroxamic acid **90**.

Scheme 22



10

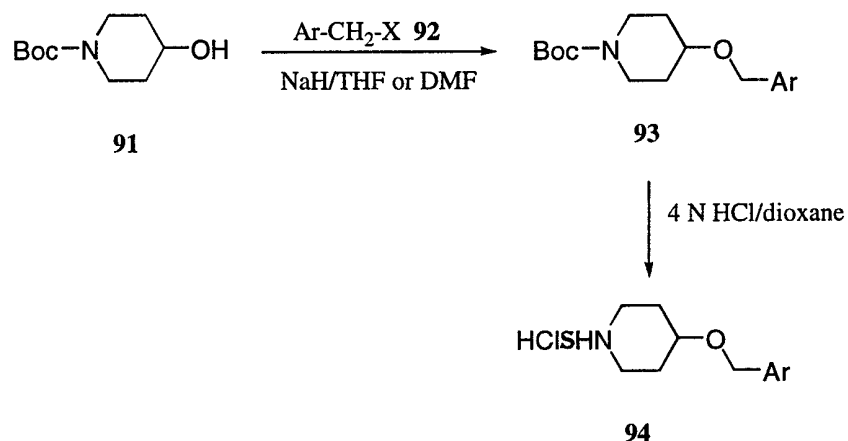
Another type of R1 in formula I can be prepared using the methods described in Schemes 23-25. The N-Boc protected 4-hydroxypiperidine **91**, which was prepared from reaction of

15



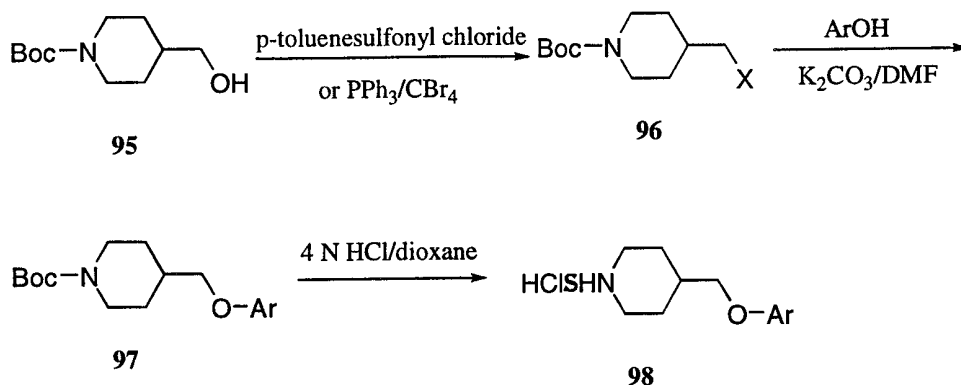
4-hydroxypiperidine with di-*tert*-butyl-dicarbonate, was alkylated with arylmethylhalide or arylmethyl sulfonate **92** to give the ether derivative **93**. Deprotection of the Boc group using acid produced the unprotected piperidine derivative **94**.

Scheme 23



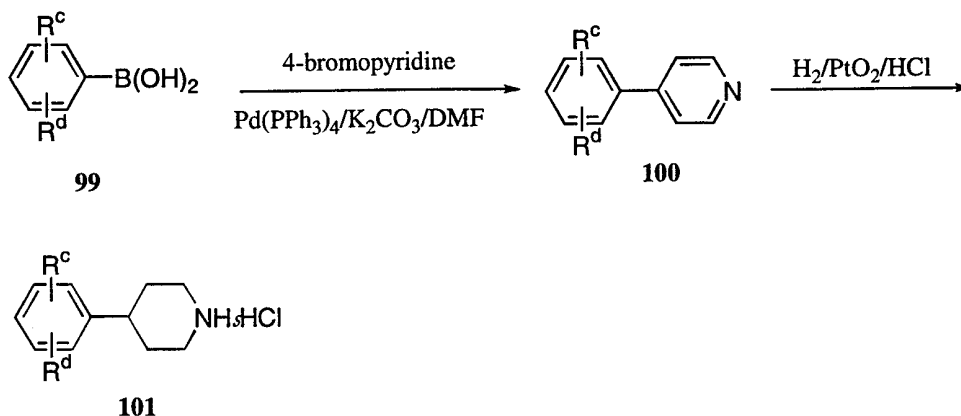
N-Boc protected 4-hydroxymethylpiperidine **95**, which was prepared from reaction of 4-hydroxymethylpiperidine with di-*tert*-butyl-di-carbonate, was converted to a sulfonate or halide **96**. Displacement of the sulfonate or halide with phenol or its derivative, or quinolinol or its derivative produced the ether derivative **97** which was treated with acid to give the unprotected piperidine derivative **98**.

Scheme 24



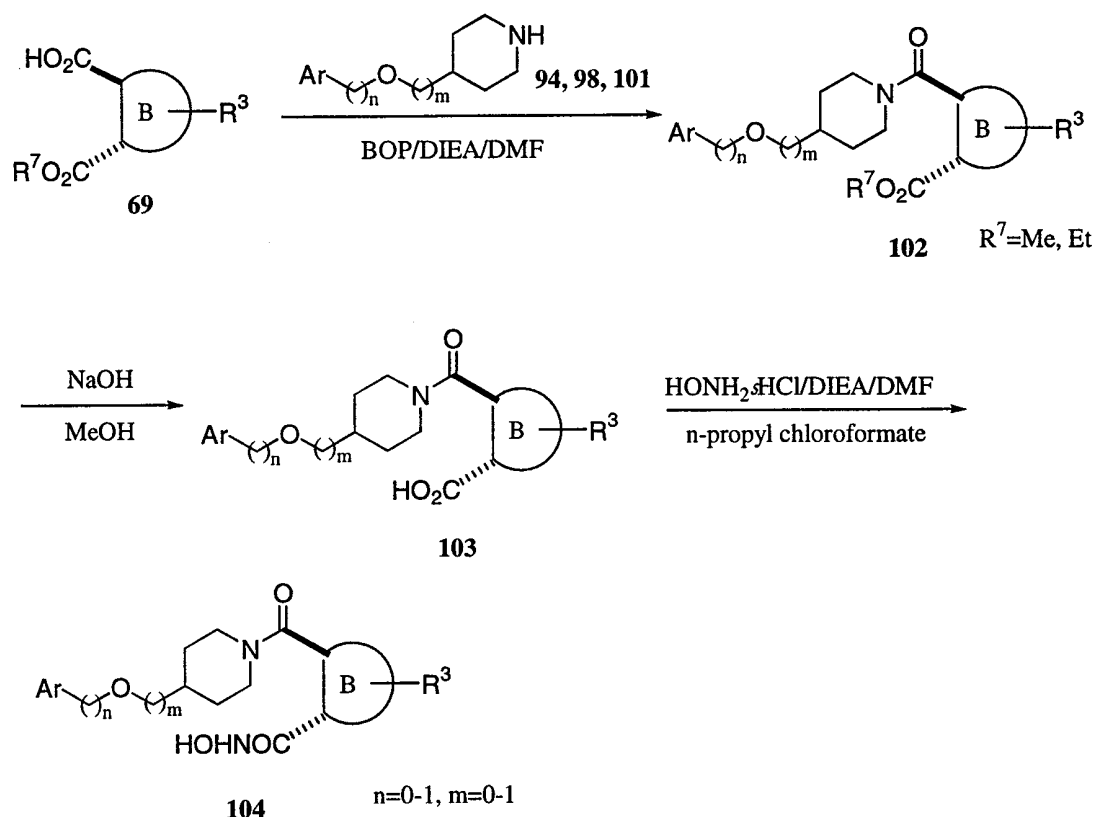
Another type of piperidine derivative **101** was prepared by coupling of 4-bromopyridine with a boronic acid **99** using  $\text{Pd}(\text{PPh}_3)_4$  as catalyst followed by hydrogenation as shown in Scheme 25.

Scheme 25



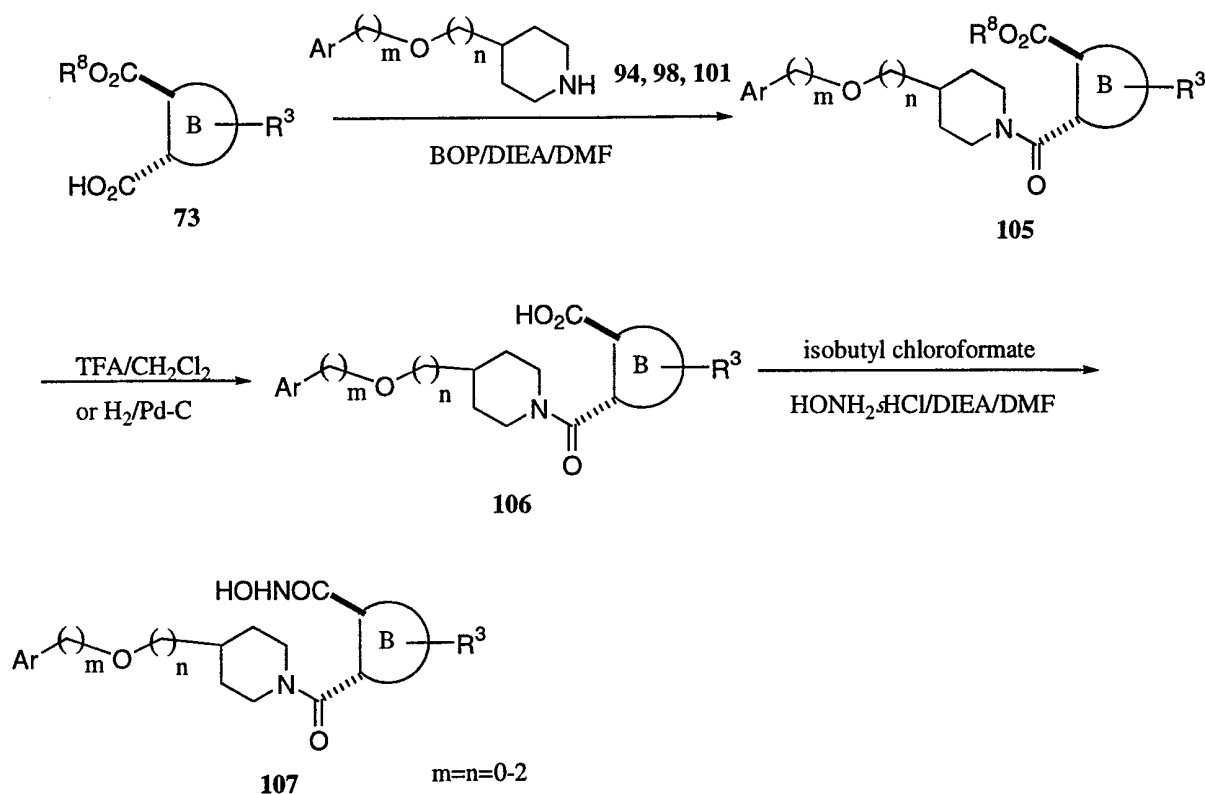
A series of hydroxamic acids of formulas **104** and **107** can be prepared using the methods described in Schemes 26-27. Coupling of the B ring of formula **69** with the R1 residue of formula **94**, **98** or **101** using a coupling agent such as BOP produced the carboxamide derivative **102**. Saponification of the ester produced the the acid 103 which was converted to the hydroxamic acid **103** by coupling with hydroxylamine hydrochloride using a coupling agent such as n-propyl chloroformate.

Scheme 26



Coupling of the B ring of formula **73** with the R1  
 residue of formula **94**, **98** or **101** using a coupling agent such  
 as BOP produced the carboxamide **105** which was subjected to  
 treatment using an acid such as TFA or hydrogenation to  
 remove the R8 group. Coupling of carboxylic acid **106** with  
 hydroxylamine hydrochloride using coupling agent such as  
 isobutyl chloroformate produced the hydroxamic acid **107**.

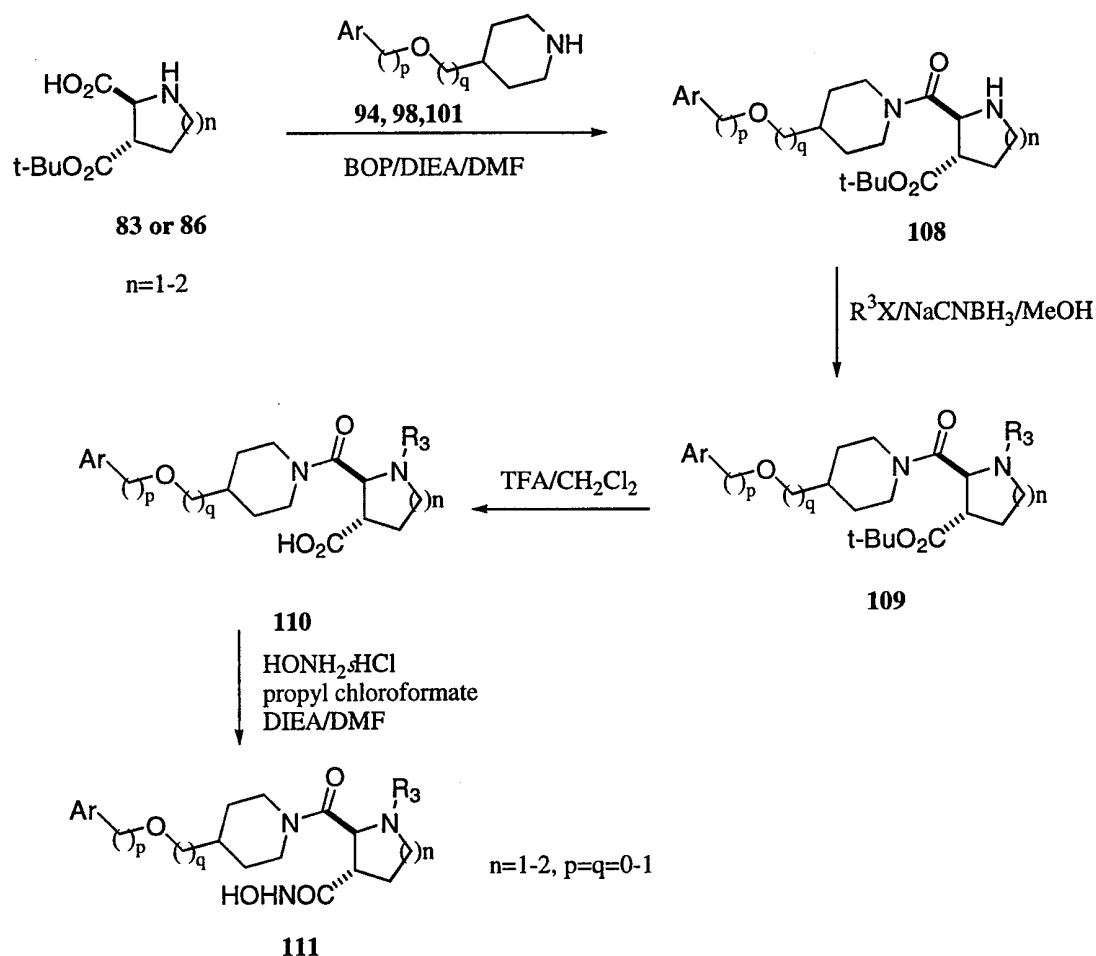
Scheme 27



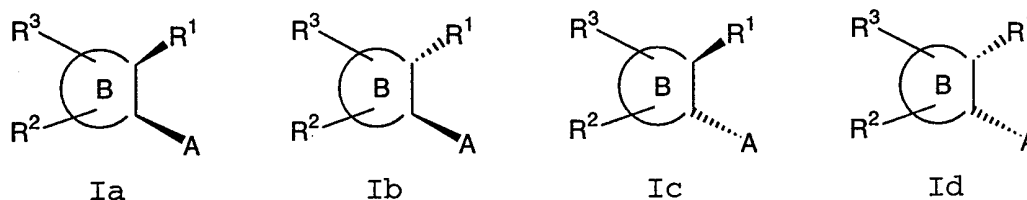
Alternatively, the hydroxamic acids of formula **111**,  
 5 where the B ring is a 2,3-disubstituted pyrrolidine or  
 piperidine, can be prepared using the method described in  
 Scheme 28. Coupling of the B ring of the formula **83** or **86**  
 with the R1 residue of the formula **94**, **98** or **101** produced  
 the carboxamide derivative **108**. Reductive amination at the  
 10 pyrrolidine or piperidine nitrogen using an aldehyde in the  
 presence of sodium cyanoborohydride produced the N-alkyl  
 derivative **109** which was treated with an acid to remove the  
*tert*-butyl group. The carboxylic acid **110** was converted to  
 the hydroxamic acid **111** in a manner as described previously.

15

Scheme 28



One diastereomer of a compound of Formula I may display superior activity compared with the others. Thus, the following stereochemistries are considered to be a part of the present invention.



10

When required, separation of the racemic material can be achieved by HPLC using a chiral column or by a resolution using a resolving agent such as camphonic chloride as in

Steven D. Young, et al, *Antimicrobial Agents and Chemotherapy*, **1995**, 2602-2605. A chiral compound of Formula I may also be directly synthesized using a chiral catalyst or a chiral ligand, e.g., Andrew S. Thompson, et al, *Tet. lett.* **1995**, 36, 8937-8940).

Other features of the invention will become apparent in the course of the following descriptions of exemplary embodiments which are given for illustration of the invention and are not intended to be limiting thereof.

### EXAMPLES

Abbreviations used in the Examples are defined as follows: "1 x" for once, "2 x" for twice, "3 x" for thrice, "°C" for degrees Celsius, "eq" for equivalent or equivalents, "g" for gram or grams, "mg" for milligram or milligrams, "mL" for milliliter or milliliters, "<sup>1</sup>H" for proton, "h" for hour or hours, "M" for molar, "min" for minute or minutes, "MHz" for megahertz, "MS" for mass spectroscopy, "NMR" for nuclear magnetic resonance spectroscopy, "rt" for room temperature, "tlc" for thin layer chromatography, "v/v" for volume to volume ratio and BOP for benzotriazol-1-yloxy-tris(dimethylamino)phosphonium hexafluorophosphate. "α", "β", "R" and "S" are stereochemical designations familiar to those skilled in the art.

#### **Example 1**

#### **trans-N-Hydroxy-2-[(4-phenyl-1-piperidinyl)carbonyl] cyclopentanecarboxamide**

(1a) To a solution of *trans*-1,2-cyclopentanedicarboxylic acid (950 mg, 6 mmol) and 4-phenylpiperidine (322 mg, 2 mmol) in DMF (5 mL) cooled in an ice bath was added BOP (930 mg, 2.1 mmol) followed by diisopropylethylamine (2.1 mL, 12 mmol). The mixture was stirred for 3.5 hours at room temperature. Ethyl acetate was added and the solution was washed with citric acid and brine, dried (MgSO<sub>4</sub>), and concentrated. Silica gel column chromatography eluting with

10% methanol/methylene chloride gave the desired carboxylic acid (410 mg, 68%). MS(NH<sub>3</sub>-CI): (M+H)<sup>+</sup>=302.

(1b) BOP (221 mg, 0.5 mmol) was added to a solution of the carboxylic acid 1a (150 mg, 0.5 mmol), hydroxylamine hydrochloride (70 mg, 1 mmol) and diisopropylethylamine (0.35 mL, 2 mmol) in DMF (5 mL) cooled in an ice bath. The mixture was stirred at room temperature for 1 hour and concentrated. The residue was taken up in ethyl acetate, and the solution was washed with brine and concentrated. Purification on a reversed phase HPLC gave the desired hydroxamic acid (107 mg, 70%). MS(ESI): (M+H)<sup>+</sup>=317.

### Example 2

trans-N-Hydroxy-2-([4-[(4-methylphenoxy)methyl]-1-piperidinyl]carbonyl)cyclopentanecarboxamide

(2a) A solution of ethyl isonipecotate (15.72 g, 100 mmol), di-tert-butyl dicarbonate (21.82 g, 100 mmol) and diisopropylethylamine (17.4 mL, 100 mmol) in THF (100 mL) was stirred at room temperature overnight and the solution was concentrated. The residue was taken up in ethyl acetate, and the solution was washed with brine, dried (MgSO<sub>4</sub>), and concentrated. Purification on a silica gel column eluting with 20% ethyl acetate/hexane produced the desired Boc-protected product (22.43 g, 87%). MS (NH<sub>3</sub>-CI): (M+H)<sup>+</sup>=258.

(2b) To a solution of the ethyl ester 2a (22.43 g, 87.27 mmol) in ethanol (100 mL) was added NaBH<sub>4</sub> (5.94 g, 157 mmol) and the mixture was heated at 50 °C overnight. The solvent was removed by concentration and the residue was taken up in ethyl acetate. The solution was washed with 10% citric acid and brine, dried (MgSO<sub>4</sub>), and concentrated. Purification on a silica gel column eluting with 40% ethyl acetate/hexane gave the desired alcohol (14.12 g, 75%). MS(NH<sub>3</sub>-CI): (M+H)<sup>+</sup>=216.

(2c) To a solution of the alcohol 2b (4.3 g, 20 mmol) and N-methylmorpholine (3.3 mL, 30 mmol) in methylene chloride (20 mL) cooled in an ice bath was slowly added toluenesulfonyl chloride (4.2 g, 22 mmol) and the mixture was stirred for 8 hours. The solvent was removed by concentration. After addition of ethyl acetate, the solution was washed with brine, dried ( $\text{MgSO}_4$ ), and concentrated. Silica gel chromatography eluting with 40% ethyl acetate/hexane produced the desired sulfonate (4.3 g, 58%). MS(ESI):

10  $(\text{M}+\text{H})^+=369.8$ .

(2d) A suspension of the sulfonate 2c (0.8 g, 2.16 mmol), p-cresol (0.28 g, 2.6 mmol) and potassium carbonate (0.6 g, 4.3 mmol) in DMF (10 mL) was heated at 100 °C for 2.5 hours. After cooling to room temperature, ethyl acetate was added and the solution was washed with brine, dried ( $\text{MgSO}_4$ ), and concentrated. Silica gel chromatography eluting with 60% ethyl acetate/hexane yielded the desired piperidine derivative (0.54 g, 82%). MS(ESI):  $(\text{M}+\text{H})^+=306.1$ .

20

(2e) The piperidine derivative 2d (0.53 g, 1.65 mmol) was dissolved in 4 N HCl/dioxane (10 mL) and after stirring for 90 minutes, the solution was concentrated to give a solid. The solid was washed with ether three times and dried (0.33 g, 78%). MS(ESI):  $(\text{M}+\text{H})^+=206.1$ .

25

(2f) Coupling of the deprotected piperidine derivative 2e with trans-1,2-cyclopentanedicarboxylic acid using a procedure analogous to that in (1a) gave the desired carboxylic acid. MS(ESI):  $(\text{M}+\text{H})^+=346$ .

30

(2g). The carboxylic acid 2f was converted to a hydroxamic acid using a procedure analogous to that in (1b). MS(ESI):  $(\text{M}+\text{H})^+=361$ .

35

### Example 3



**trans-N-Hydroxy-2-[[4-(2-phenoxyethyl)-1-piperidinyl]carbonyl]cyclopentanecarboxamide**

(3a) To a solution of 4-(2-hydroxyethyl)piperidine (5 g, 38.7 mmol) and diisopropylethylamine (6.74 mL, 38.7 mmol) in THF (40 mL) cooled in an ice bath was added di-*tert*-butyl-dicarbonate (8.44 g, 38.7 mmol). The mixture was stirred at room temperature for 2 hours and concentrated. The residue was taken up in ethyl acetate, and the solution was washed with brine, dried (MgSO<sub>4</sub>), and concentrated to give the desired Boc-protected alcohol (8.2 g, 92.55%). MS (NH<sub>3</sub>-CI): (M+H)<sup>+</sup>=230.

(3b) A mixture of the alcohol 3a (1 g, 4.37 mmol), phenol (0.41 g, 4.37 mmol), triphenylphosphine (1.26 g, 4.8 mmol) and DEAD (0.84 mL, 4.8 mmol) in THF (8 mL) was stirred at room temperature overnight and concentrated. Silica gel chromatography eluting with 20% ethyl acetate/hexane yielded the desired phenylether (1g, 75%). MS(ESI): (M+Na)<sup>+</sup>=328.

(3c) The phenylether 3b (800 mg, 2.62 mmol) was dissolved in 4 N HCl dioxane (10 mL) and after stirring for 30 minutes, the solution was concentrated to yield the desired piperidine derivative as a salt (660 mg, 100%). MS(NH<sub>3</sub>-CI): (M+H)<sup>+</sup>=206.

(3d) Coupling of the piperidine derivative 3c with trans-1,2-cyclopentanedicarboxylic acid using a procedure analogous to that in (1a) produced the desired carboxylic acid. MS(NH<sub>3</sub>-CI): (M+H)<sup>+</sup>=346.

(3e) The carboxylic acid 3d was converted to a hydroxamic acid using a procedure analogous to that in (1b). MS(ESI): (M+H)<sup>+</sup>=361.1.

**Example 4**

**trans-N-Hydroxy-N'-[4-(phenylmethoxy)phenyl]-1,2-**  
**cyclopentanedicarboxamide**

(4a) Coupling of 4-benzyloxyaniline hydrochloride with  
5 trans-1,2-cyclopentanedicarboxylic acid using a procedure  
analogous to that in (1a) afforded the desired  
monocarboxylate product. MS(ESI): (M-H)<sup>-</sup>=338.

(4b) The monocarboxylate 4a was converted to a hydroxamic  
10 acid using a procedure analogous to that in (1b). MS(ESI):  
(M+TFA-1)<sup>-</sup>=466.9.

**Example 5**

**trans-N-Hydroxy-N'-[4-(4-pyridinylmethoxy)phenyl]-1,2-**  
15 **cyclopentanedicarboxamide trifluoroacetate salt**

(5a) A mixture of 4-picolyyl chloride hydrochloride (1.64 g,  
10 mmol), 4-nitrophenol (1.39 g, 10 mmol) and potassium  
carbonate (5.5 g, 40 mmol) in DMF (20 mL) was heated at 100  
20 °C for 2 hours. After cooling to room temperature and  
addition of ethyl acetate, the solution was washed with  
brine, dried (MgSO<sub>4</sub>), and concentrated. Purification on a  
silica gel column eluting with 5% methanol/methylene  
chloride gave the desired nitrophenylether (2.1 g, 91%).  
25 MS(ESI): (M+H)<sup>+</sup>=231.

(5b) The nitrophenylether 5a (0.42 g, 0.826 mmol) was  
dissolved in a mixed solvent of acetic acid and water (5:1)  
and the solution was cooled in an ice bath. To it was added  
30 zinc (1 g) and the mixture was stirred for 1.5 hours at room  
temperature. After addition of ethyl acetate, the solution  
was adjusted to pH>8 using sodium carbonate solution. The  
organic layer was separated, washed with brine, dried  
(MgSO<sub>4</sub>), and concentrated to give the desired amine (0.32 g,  
35 88%). MS(ESI): (M+H)<sup>+</sup>=201.

(5c) Coupling of 4-picolyloxyaniline 5b with trans-1,2-cyclopentanedicarboxylic acid using a procedure analogous to that in (1a) afforded the desired monocarboxylic acid.

MS(ESI): (M+H)<sup>+</sup>=341.

5

(5d) The monocarboxylic acid 5c was converted to a hydroxamic acid using a procedure analogous to that in (1b).

MS(ESI): (M+H)<sup>+</sup>=356.

10

#### Example 6

#### trans-N-[4-[(3,5-Dichlorophenyl)methoxy]phenyl]-N'-hydroxy-1,2-cyclopentanedicarboxamide

15

(6a) The monocarboxylic acid 4a (2.39 g, 6.73 mmol) was dissolved in 4 N HCl/dioxane (30 mL) and methanol (3 mL). After stirring at room temperature for 3 hours, the solution was concentrated to give the methyl ester (2.4 g, 100%).

MS(ESI): (M+H)<sup>+</sup>=354.

20

(6b) The ester 6a (2.37 g, 6.7 mmol) was hydrogenated for 2 hours in methanol (20 mL) at atmospheric pressure using palladium on carbon as catalyst. The catalyst was filtered off and the solution was concentrated to give the desired phenol product (1.93 g, 100%). MS(NH<sub>3</sub>-CI): (M+H)<sup>+</sup>=264.

25

(6c) A mixture of the phenol 6b (0.3 g, 1.14 mmol), 3,5-dichlorobenzylchloride (0.22 g, 1.14 mmol) and potassium carbonate (0.31 g, 2.28 mmol) in DMF (10 mL) was heated at 100 °C for 1 hour. After cooling to room temperature and addition of ethyl acetate, the solution was washed with brine, dried (MgSO<sub>4</sub>), and concentrated. Purification on a silica gel column eluting with 35% ethyl acetate/hexane gave the desired ester (0.27 g, 56%). MS(ESI): (M-H)<sup>-</sup>=419.9.

35

(6d) The ester 6c (0.24 g, 0.57 mmol) was hydrolyzed in methanol (20 mL) using 1 N LiOH (1.7 mL) for 2.5 hours. The

solution was concentrated. After addition of ethyl acetate, the solution was acidified with 1 N HCl to pH 3. The organic layer was separated and washed with brine, dried ( $\text{MgSO}_4$ ), and concentrated to give the acid product (0.23 g, 100%).

5 MS(ESI):  $(\text{M}-\text{H})^- = 405.7$ .

(6e) The acid 6d was converted to a hydroxamic acid using a procedure analogous to that in (1b). MS(ESI):  $(\text{M}-\text{H})^- = 422.8$ .

10

#### Example 7

#### trans-N-Hydroxy-N'-[4-[4-quinolinylloxy)methyl]phenyl]-1,2-cyclopentanedicarboxamide trifluoroacetate salt

15

(7a) To a solution of 4-aminobenzylalcohol (12.3 g, 100 mmol) and diisopropylethylamine (5.23 mL, 300 mmol) in THF (100 mL) cooled in an ice bath was added di-tert-butyl dicarbonate (21.8 g, 100 mmol). The solution was stirred at room temperature overnight and concentrated. The residue was taken up in ethyl acetate and the solution was washed with  
20 brine, dried ( $\text{MgSO}_4$ ), and concentrated. Purification on a silica gel column eluting with 40% ethyl acetate/hexane gave the desired Boc-protected product (21.64 g, 97%). MS( $\text{NH}_3$ -CI):  $(\text{M}+\text{NH}_3+\text{H})^+ = 241$ .

25

(7b) To a solution of the alcohol 7a (1.1 g, 5 mmol) and diisopropylethylamine (1.74 mL, 10 mmol) in methylene chloride (20 mL) cooled in an ice bath was slowly added methanesulfonyl chloride (0.464 mL, 6 mmol). The mixture was stirred at 0 °C for 2 hours and at room temperature for 30  
30 minutes, and concentrated. The residue was taken up in ethyl acetate and the solution was washed with brine,  $\text{NaHCO}_3$  and brine, dried ( $\text{MgSO}_4$ ), and concentrated. Silica gel chromatography gave the desired sulfonate (0.8 g, 53%). MS( $\text{NH}_3$ -CI):  $(\text{M}+\text{H})^+ = 302$ .

35

(7c) A solution of the sulfonate 7b (9.37 g, 31.13 mmol), 4-hydroxyquinoline (4.52 g, 31.13 mmol) and potassium carbonate (17.2 g, 124 mmol) in DMF (30 mL) was heated with stirring at 50 °C for 5 hours. The insoluble material was filtered off and the solution was concentrated. The residue was taken up in ethyl acetate and the solution was washed with brine, dried (MgSO<sub>4</sub>), and concentrated. Purification on a silica gel column eluting with 5% methanol/methylene chloride gave the desired aniline derivative (8.4 g, 77%).

MS(NH<sub>3</sub>-CI): (M+H)<sup>+</sup>=351.

(7d) The Boc-protected aniline 7c (8.43 g, 24 mmol) was dissolved in methanol (15 mL) and to it was added 4 N HCl in dioxane (15 mL). The solution was stirred at room temperature for 2 hours and concentrated. The resulting solid was washed with ether to give the aniline as a salt (7.5 g, 96%). MS(ESI): (M+H)<sup>+</sup>=251.1.

(7e) Coupling of the aniline salt 7d with trans-1,2-cyclopentanedicarboxylic acid using a procedure analogous to that in (1a) gave the monocarboxylic acid product. MS(ESI): (M+H)<sup>+</sup>=391.

(7f) The monocarboxylic acid was converted to a hydroxamic acid using a procedure analogous to that in (1b). MS(ESI): (M+H)<sup>+</sup>=406.

#### Example 8

**trans-N-Hydroxy-N'-[4-(4-pyridinylmethyl)phenyl]-1,2-cyclopentanedicarboxamide trifluoroacetate salt**

This compound was produced using procedures analogous to those for example 4 starting from 4-picolylaniline and trans-1,2-cyclopentanedicarboxylic acid. MS(ESI): (M+H)<sup>+</sup>=340.

#### Example 9

**trans-N-Hydroxy-N'-[4-(phenylmethoxy)phenyl]-1,2-**  
**cyclohexanedicarboxamide**

This compound was produced using procedures analogous to those for example 4 starting from 4-benzyloxyaniline hydrochloride and trans-1,2-cyclohexanedicarboxylic acid. MS(ESI): (M+TFA-H)<sup>+</sup>=480.9.

**Example 10**

**trans-N-Hydroxy-N'-[4-[(4-quinolinyloxy)methyl]phenyl]-1,2-**  
**cyclohexanedicarboxamide trifluoroacetate salt**

This compound was produced using procedures analogous to those for example 7. MS(ESI): (M+H)<sup>+</sup>=420.0.

**Example 11**

**trans-N-Hydroxy-N'-[4-[(5-quinolinyloxy)methyl]phenyl]-1,2-**  
**cyclohexanedicarboxamide trifluoroacetate salt**

This compound was produced using procedures analogous to those for example 7. MS(ESI): (M+H)<sup>+</sup>=420.0

**Example 12**

**trans-N-Hydroxy-N'-[4-[(6-quinolinyloxy)methyl]phenyl]-1,2-**  
**cyclohexanedicarboxamide trifluoroacetate salt**

This compound was produced using procedures analogous to those for example 7. MS(ESI): (M+H)<sup>+</sup>=420.0.

**Example 13**

**(3R-trans)-2-methylpropyl 4-[(hydroxyamino)carbonyl]-3-[[[4-**  
**[(4-quinolinyloxy)methyl]phenyl]amino]carbonyl]-1-**  
**piperidinecarboxylate trifluoroacetate salt**

(13a) To a solution of benzyloxycarbonyl-L-alanine (25 g, 112 mmol) in THF (400 mL) cooled in an ice bath was slowly added NaH (21.5 g, 448 mmol). After stirring at 0 °C for 30

minutes, a solution of benzylbromide (53.6 mL, 448 mmol) in THF (50 mL) was added. The mixture was stirred at room temperature over the weekend and concentrated. Water was added and the solution was extracted with ether twice. The water layer was acidified with 1 N HCl to pH 3 and extracted with ethyl acetate twice. The extracts were combined and washed with brine, dried ( $\text{MgSO}_4$ ), and concentrated. Purification on a silica gel column eluting with 40% ethyl acetate/hexane followed by crystallization from ethyl acetate/hexane gave the N-benzyl product as a crystal (25 g, 71%).

(13b) To a solution of the carboxylic acid 13a (28.5 g, 91 mmol) and diisopropylethylamine (63.44 mL, 364 mmol) in THF (300 mL) cooled to  $-30^\circ\text{C}$  was slowly added pivaloyl chloride (11 mL, 91 mmol). The mixture was stirred at  $-30^\circ\text{C}$  for 1 hour. LiCl (3.85 g, 91 mmol) was added followed by (R)-(+)-4-benzyl-2-oxazolidinone (16.12 g, 91 mmol). The mixture was stirred at room temperature overnight and concentrated. Water and ethyl acetate were added and the organic layer was separated, washed with brine, dried ( $\text{MgSO}_4$ ), and concentrated. Purification on a silica gel column eluting with 40% ethyl acetate/hexane followed by crystallization from ethyl acetate/hexane gave the oxazolidinone derivative (25 g, 57%).  $\text{MS}(\text{NH}_3\text{-CI}): (\text{M}+\text{H})^+=473$ .

(13c) To a solution of diisopropylamine (1.95 mL, 13.9 mmol) in THF (7 mL) cooled to  $-78^\circ\text{C}$  was added 2.5 M n-butyl lithium (5.8 mL, 14.6 mmol). The solution was stirred at  $0^\circ\text{C}$  for 30 minutes and after cooling back to  $-78^\circ\text{C}$ , added to a solution of the oxazolidinone derivative 13b (6.0 g, 12.7 mmol) in THF (20 mL) at  $-78^\circ\text{C}$ . The mixture was stirred at  $-78^\circ\text{C}$  for 1 hour. To it was added a solution of t-butyl bromoacetate (2.72 g, 12.7 mmol) in THF (10 mL) at  $-78^\circ\text{C}$ .

Stirring continued at 0 °C for 3 hours. The solution was concentrated at room temperature and the residue was took up in ethyl acetate. The soution was washed with 10% citric acid and brine, dried ( $\text{MgSO}_4$ ), and concentrated. Silica gel chromatography eluting with 25% ethyl aceate/hexane gave the alkylated product (4.16 g, 56%). MS(ESI):  $(\text{M}+\text{Na})^+=609.5$ ,

(13d) To a solution of the alkylated material 13c (16.44 g, 28 mmol) in THF (125 mL)/water (72 mL) cooled in an ice bath was added hydrogen peroxide (12.6 mL, 112 mmol). After stirring for 5 minutes, a solution of lithium hydroxide (1.76 g, 42 mmol) in water (20 mL) was added. The mixture was allowed to stir at 0 °C for 90 minutes and sodium sulfite was added. THF was removed by concentration. The solution was diluted with water (150 mL) and extracted with ether. The water layer was acidified with 10% citric acid and extracted with ethyl acetate. The extracts were combined and washed with brine, dried ( $\text{MgSO}_4$ ), and concentrated. Purification on a silica gel column eluting with 3% methanol/methylene chloride gave the carboxylic acid (7.78 g, 65%). MS(ESI):  $(\text{M}-\text{H})^-=426.3$ .

(13e) To a solution of diisopropylamine (4.6 mL, 32.9 mmol) in THF (18 mL) cooled to -78 °C was added 2.5 M n-butyl lithium (12.8 mL, 32.2 mmol). The solution was stirred at 0 °C for 30 minutes and after cooling back to -78 °C, added to a solution of the carboxylic acid 13d (5.98 g, 14 mmol) in THF (30 mL) at -78 °C. The mixture was allowed to stir at -78 °C for 90 minutes and allyl bromide (1.45 mL, 16.8 mmol) was added. The solution was stirred at 0 °C for 5 hours, poured into a cold 0.5 N HCl solution containing ethyl acetate with vigorous stirring. The organic layer was separated and the water layer was extracted with ethyl acetate twice. The combined organic layers were washed with brine, dried



(MgSO<sub>4</sub>), and concentrated. The crude product was used for the next reaction without purification. MS(ESI): (M+Na)<sup>+</sup>=490.3.

(13f) A mixture of the acid 13e (6 g, 12.9 mmol),  
5 iodomethane (4 mL, 64.6 mmol) and potassium carbonate (3.93 g, 28.4 mmol) in DMF (40 mL) was heated at 60 °C for 5 hours with stirring. DMF was removed by concentration under high vacuum. The residue was taken up in ethyl acetate and the solution was washed with brine, dried (MgSO<sub>4</sub>) and  
10 concentrated. Purification on a silica gel column eluting with 15% ethyl acetate/hexane gave the methyl ester (2.69 g, 40%). MS(ESI): (M+Na)<sup>+</sup>=504.3.

(13g) The ester 13f (1.69 g, 3.5 mmol) was dissolved in  
15 methylene chloride (30 mL) and the solution was cooled to -78 °C. Into it was bubbled O<sub>2</sub> for 10 minutes, followed by O<sub>3</sub>. The solution turned blue in 10 minutes and bubbling continued for an additional 15 minutes. Nitrogen was bubbled into the mixture until the blue color disappeared.  
20 Triphenylphosphine (1.1 g, 4.2 mmol) was added and the solution was allowed to stir at room temperature overnight. The reaction was quenched with 1 N HCl. The organic layer was separated, washed with brine, dried (MgSO<sub>4</sub>), and concentrated. Chromatography on a silica gel  
25 column eluting with 60% ethyl acetate gave the aldehyde (1.41 g, 83%). MS(ESI): (M+Na)<sup>+</sup>=506.4.

(13h) The aldehyde 13g (1.4 g, 2.9 mmol) was hydrogenated at atmospheric pressure in methanol for 1 hour using palladium  
30 on carbon as catalyst. Hydrogenation continued at 50 psi overnight in the presence of 5 mL 1 N HCl. The catalyst was removed by filtration and the solution was concentrated to give the piperidine derivative (0.72 g, 100%). MS(ESI):  
(M+H)<sup>+</sup>=244.

35

(13i) To a solution of the piperidine derivative 13h (0.7 g, 2.5 mmol) in chloroform (20 mL) was added diisopropylethylamine (1.3 mL, 7.5 mmol) and the solution was cooled in an ice bath. To it was added  
5 isobutylchloroformate (0.52 g, 3.75 mmol) and the mixture was stirred for 1 hour. Chloroform was removed by concentration and the residue was taken up in ethyl acetate. The solution was washed with sodium bicarbonate and brine, dried ( $\text{MgSO}_4$ ), and concentrated to give the carbamate (0.83  
10 g, 97%). MS(ESI):  $(\text{M}+\text{H})^+=344$ .

(13j) To a solution of the carbamate 13i (34 mg, 0.1 mmol) in methanol (2 mL) was added 1 N NaOH (0.6 mL). The mixture was stirred at room temperature overnight. Ethyl acetate was  
15 added and the solution was washed with citric acid, brine, dried ( $\text{MgSO}_4$ ), and concentrated to give the acid (32 mg, 100%). MS(ESI):  $(\text{M}-\text{H})^-=328.2$ .

(13k) To a solution of the acid 13j (32 mg, 0.1 mmol) and  
20 the aniline derivative (57 mg, 0.12 mmol) prepared in (7d) in DMF (2 mL) cooled in an ice bath was added BOP (53 mg, 0.12 mmol) followed by diisopropylethylamine (88  $\mu\text{L}$ , 0.5 mmol). The mixture was stirred at room temperature for 2 hours, and concentrated. Purification on a reversed phase  
25 HPLC gave the amide (16 mg, 28%). MS(ESI):  $(\text{M}+\text{H})^+=562.3$ .

(13l) The amide 13k (16 mg, 28.4  $\mu\text{mol}$ ) was dissolved in a mixed solvent of methylene chloride (2 mL) and TFA (2 mL). After stirring at room temperature for 1 hour, the solution  
30 was concentrated to give the acid (15 mg, 100%). MS(ESI):  $(\text{M}+\text{H})^+=506.3$ .

(13m) To a solution of the acid 13l (15 mg, 28.4  $\mu\text{mol}$ ) and hydroxylamine hydrochloride (10 mg, 120  $\mu\text{mol}$ ) in DMF (2 mL)  
35 cooled in an ice bath was added BOP (16 mg, 36  $\mu\text{mol}$ )

followed by diisopropylethylamine (0.1 mL, 500  $\mu$ mol). The mixture was stirred at room temperature for 4 hours. Purification on reversed phase HPLC gave the hydroxamic acid (5 mg, 33%). MS(ESI): (M+H)<sup>+</sup>=521.3.

5

**Example 14**

**(3R-trans)-2-Methylpropyl 3-[(hydroxyamino)carbonyl]-4-[[[4-  
[(4-quinolinylloxy)methyl]phenyl]amino]carbonyl]-1-  
piperidinecarboxylate trifluoroacetate salt**

10

(14a) The carbamate 13i (350 mg, 1.02 mmol) was dissolved in a mixed solvent of 50% TFA/methylene chloride (8 mL). After stirring at room temperature for 2 hours, the solution was concentrated to give the acid. MS(ESI): (M+H)<sup>+</sup>=288.1.

15

(14b) To a solution of the acid 14a (301 mg, 1.02 mmol) and the aniline derivative (388 mg, 1.2 mmol) prepared in (7d) in DMF (5 mL) cooled in an ice bath was added BOP (486 mg, 1.1 mmol) followed by diisopropylethylamine (0.7 mL, 4

20

mmol). The mixture was stirred at room temperature overnight. Ethyl acetate was added and the solution was washed with brine, NaHCO<sub>3</sub>, citric acid and brine, dried (MgSO<sub>4</sub>), and concentrated. Purification on a silica gel column eluting with 5% methanol/methylene chloride gave the

25

amide (170 mg, 32%). MS(ESI): (M-H)<sup>-</sup>=518.2.

(14c) The amide 14b (170 mg, 0.32 mmol) was dissolved in methanol (10 mL) and 1 N NaOH (2 mL) was added. The mixture was stirred at room temperature for 2 hours and

30

concentrated. Ethyl acetate was added followed by 1 N HCl (1 mL). The solution was washed with brine, dried (MgSO<sub>4</sub>) and concentrated. Purification on a silica gel column eluting with 10% methanol in methylene chloride gave the acid (70 mg, 42%). MS(ESI): (M+H)<sup>+</sup>=506.3.

35

(14d) To a solution of the acid 14c (70 mg, 0.138 mmol) and hydroxylamine hydrochloride (34 mg, 0.5 mmol) in DMF (2 mL) cooled in an ice bath was added BOP (88 mg, 0.2 mmol) followed by diisopropylethylamine (0.17 mL, 1 mmol). The mixture was stirred at room temperature for 4 hours. Purification on reversed phase HPLC gave the hydroxamic acid (41 mg, 56%). MS(ESI): (M+H)<sup>+</sup>=521.3.

#### Example 15

(3R-trans)-1-(3,3-Dimethyl-1-oxobutyl)-N3-hydroxy-N4-[4-[(4-quinolinyloxy)methyl]phenyl]-3,4-piperidinedicarboxamide trifluoroacetate salt

This compound was prepared using procedures analogous to those for example 14. MS(ESI): (M+H)<sup>+</sup>=519.3.

#### Example 16

(3R-trans)-N3-Hydroxy-1-[(1-phenylcyclopropyl)carbonyl]-N4-[4-[(4-quinolinyloxy)methyl]phenyl]-3,4-piperidinedicarboxamide trifluoroacetate salt

This compound was prepared using procedures analogous to those for example 14. MS(ESI): (M+H)<sup>+</sup>=565.3.

#### Example 17

(3R-trans)-N3-Hydroxy--1-(phenylsulfonyl)-N4-[4-[(4-quinolinyloxy)methyl]phenyl]-3,4-piperidinedicarboxamide trifluoroacetate salt

This compound was prepared using procedures analogous to those for example 14. MS(ESI): (M+H)<sup>+</sup>=561.4.

#### Example 18

(3R-trans)-2-Methylpropyl 3-[(hydroxyamino)carbonyl]-4-[[[4-(2-phenylethoxy)phenyl]amino]carbonyl]-1-piperidinecarboxylate

(18a) A mixture of 4-nitrobenzene (2.78 g, 20 mmol), (2-bromoethyl)benzene (3.7 g, 20 mmol) and potassium carbonate (5.53 g, 40 mmol) in DMF (10 mL) was heated with stirring for 1 hour at 80 °C. Ethyl acetate was added and the solution was washed with brine, dried (MgSO<sub>4</sub>) and concentrated. Chromatography eluting with 20% ethyl acetate/hexane gave the ether product (2.05 g, 47%). MS(NH<sub>3</sub>-CI): (M+NH<sub>3</sub>+H)<sup>+</sup>=261.

(18b) The ether compound 18a (2.03 g, 8.42 mmol) was dissolved in methanol (20 mL). Hydrogenation under atmospheric pressure for 1 hour using Pd/C as catalyst gave the aniline product (1.8 g, 100%). MS(ESI): (M+H)<sup>+</sup>=214.2.

(18c) The title compound was obtained by coupling the aniline compound 18b with the carboxylic acid 14a followed by conversion of the ester to a hydroxamic acid using procedures analogous to those in (14b), (14c) and (14d). MS(ESI): (M+H)<sup>+</sup>=484.3.

#### Example 19

(3R-trans)-2-Methylpropyl 4-[[[2-fluoro-4-(2-phenylethoxy)phenyl]amino]carbonyl]-3-[(hydroxyamino)carbonyl]-1-piperidinecarboxylate

This compound was prepared using procedures analogous to those for example 18. MS(ESI): (M+H)<sup>+</sup>=502.3.

#### Example 20

(3R-trans)-2-Methylpropyl 3-[(hydroxyamino)carbonyl]-4-[[[4-(4-pyridinyloxy)phenyl]amino]carbonyl]-1-piperidinecarboxylate trifluoroacetate salt

(20a) A mixture of 1-fluoro-4-nitrobenzene (2.82 g, 20 mmol), 4-hydroxypyridine (1.9 g, 20 mmol) and cesium carbonate (13 g, 40 mmol) in DMSO (30 mL) was heated at 110 °C with stirring for 2 hours. After cooling to room

temperature, insoluble material was filtered off and the solution was poured into water. The precipitate was filtered and rinsed with water and ether to give the desired ether (2.2 g, 51%). MS(NH<sub>3</sub>-CI): (M+H)<sup>+</sup>=217.

5

(20b) The ether compound 20a (1.2 g, 5.5 mmol) was dissolved in methanol (20 mL) and 1 N HCl (20 mL) was added followed by zinc (1.2 g, 22 mmol). The mixture was stirred at room temperature for 3 hours and then heated at 60 °C for 2 hours.

10 Insoluble material was filtered off and the solution was concentrated. Purification on a silica gel column eluting with 5% methanol/methylene chloride gave the aniline derivative as a dichloride (0.76 g, 54%). MS(NH<sub>3</sub>-CI): (M+H)<sup>+</sup>=187.

15

(20c) The title compound was obtained by coupling the aniline derivative 20b with the carboxylic acid 14a followed by conversion of the ester to a hydroxamic acid using procedures analogous to those in (14b), (14c) and (14d).

20 MS(ESI): (M+H)<sup>+</sup>=457.3.

#### Example 21

(3R-trans)-1-(3,3-Dimethyl-1-oxobutyl)-N3-hydroxy-N4-[4-(4-quinolinyloxy)phenyl]-3,4-piperidinedicarboxamide  
mono(trifluoroacetate salt)

25

This compound was prepared using procedures analogous to those for example 20. MS(ESI): (M+H)<sup>+</sup>=505.3.

#### Example 22

(3R-trans)-N4-[4-[3,5-bis(Trifluoromethyl)phenoxy]phenyl]-1-(2,2-dimethylpropyl)-N3-hydroxy-3,4-piperidinedicarboxamide trifluoroacetate salt

30

35 (22a) A mixture of 1-fluoro-4-nitrobenzene (1.4 g, 10 mmol), 3,5-bis(trifluoromethyl)phenol (2.3 g, 10 mmol) and cesium

carbonate (9.7 g, 30 mmol) in DMSO (20 mL) was heated at 110 °C with stirring for 2 hours. Insoluble material was filtered off and ethyl acetate was added. The solution was washed with brine, dried ( $\text{MgSO}_4$ ), and concentrated. The solid was  
5 triturated with hexane to give the desired ether product (2.27 g, 65%). MS(ESI):  $(\text{M}+\text{H})^+=352$ .

(22b) The ether compound 22a (2.2 g, 6.56 mmol) was dissolved in methanol (20 mL) and the solution was  
10 hydrogenated at atmospheric pressure for 2 hours using Pd/C (400 mg) as catalyst. The catalyst was filtered off and the solution was concentrated to give the aniline derivative (2.19 g, 100%). MS(ESI):  $(\text{M}+\text{H})^+=336.2$ .

15 (22c) A mixture of the carboxylic acid 13e (7.0 g, 14.9 mmol), benzyl bromide (6.4 g, 37.4 mmol) and potassium carbonate (4.5 g, 32.9 mmol) in DMF (20 mL) was heated at 80 °C with stirring for 2 hours. Insoluble material was filtered off and DMF was removed under high vacuum. The residue was  
20 taken up in ethyl acetate, washed with brine, dried ( $\text{MgSO}_4$ ) and concentrated. Purification on a silica gel column eluting with 15% ethyl acetate/hexane gave the benzyl ester (6 g, 72%). MS(ESI):  $(\text{M}+\text{H})^+=558.4$ .

25 (22d) The ester 22c (4.0 g, 7.18 mmol) was dissolved in methylene chloride (75 mL) and the solution was cooled to -78 °C. Into it was bubbled  $\text{O}_2$  for 10 minutes, followed by  $\text{O}_3$ . The solution turned blue in 10 minutes and bubbling continued for an additional 15 minutes. Nitrogen was bubbled  
30 into the mixture until the blue color disappeared. Triphenylphosphine (2.2 g, 8.6 mmol) was added and the solution was allowed to stir at room temperature overnight. The reaction was quenched with 1 N HCl. The organic layer was separated, washed with brine, dried ( $\text{MgSO}_4$ ), and  
35 concentrated. Chromatography on a silica gel column eluting

with 20% ethyl acetate gave the aldehyde (3.0 g, 75%).

MS(ESI):  $(M+H)^+=560$ .

(22e) The aldehyde 22d (3.0 g, 5.36 mmol) was hydrogenated  
5 at atmospheric pressure in methanol (50 mL) for 1 hour using  
palladium on carbon as catalyst. Hydrogenation continued at  
50 psi overnight in the presence of 5 mL acetic acid. The  
catalyst was removed by filtration and the solution was  
concentrated to give the piperidine derivative (1.6 g,  
10 100%). MS(ESI):  $(M+H)^+=230$ .

(22f) To a solution of the piperidine derivative 22e (1.54  
g, 5.36 mmol) and N-(benzyloxycarbonyloxy)succinimide (1.6  
g, 6.4 mmol) in DMF (10 mL) was added diisopropylethylamine  
15 (3.25 mL, 18.7 mmol). The mixture was stirred for 2 hours  
and concentrated. The residue was taken up in ethyl acetate  
and the solution was washed with citric acid and brine,  
dried ( $MgSO_4$ ), and concentrated. Chromatography eluting with  
7% methanol/chloroform gave the Cbz-protected product (1.9  
20 g, 100%). MS(ESI):  $(M+Na)^+=386.2$ .

(22g) A mixture of the Cbz-protected compound 22f (1.94 g,  
5.34 mmol), benzyl bromide (2.28 g, 13.3 mmol) and potassium  
carbonate (1.6 g, 11.7 mmol) was heated at 80 °C with  
25 stirring for 2 hours. Insoluble material was filtered off  
and the solution was concentrated under high vacuum. The  
residue was taken up in ethyl acetate and the solution was  
washed with brine, dried ( $MgSO_4$ ), and concentrated. Flash  
chromatography on a silica gel column eluting with 15% ethyl  
30 acetate/hexane gave the benzyl ester (1.25 g, 52%). MS(ESI):  
 $(M+H)^+=454.3$ .

(22h) The benzyl ester 22g (1.25 g, 2.76 mmol) was dissolved  
in methylene chloride (7 mL) and TFA (7 mL) was added. The



solution was stirred for 1 hour and concentrated to give the carboxylic acid (1.1 g, 100%). MS(ESI):  $(M+H)^+=398.3$ .

(22i) To a solution of the carboxylic acid 22h (200 mg, 0.5 mmol) and the aniline derivative 22b (184 mg, 0.6 mmol) in DMF (3 mL) cooled in an ice bath was added BOP (267 mg, 0.6 mmol) followed by diisopropylethylamine (0.35 mL, 2 mmol). The mixture was stirred at room temperature overnight. Ethyl acetate was added and the solution was washed with brine, citric acid and brine, dried ( $MgSO_4$ ), and concentrated to give the amide (340 mg, 98%). MS(ESI):  $(M+H)^+=690.3$ .

(22j) The amide 22i (320 mg, 0.46 mmol) was dissolved in methanol (10 mL) and the solution was hydrogenated at atmospheric pressure for 1 hour using Pd/C (30 mg) as catalyst. The catalyst was filtered off and the solution was concentrated to give the piperidinecarboxylic acid (152 mg, 69%). MS(ESI):  $(M+H)^+=477.2$ .

(22k) To a solution of the piperidinecarboxylic acid 22j (139 mg, 0.29 mmol), trimethylacetaldehyde (30 mg, 0.35 mmol) and diisopropylethylamine (38 mg, 0.29 mmol) in methanol (5 mL) was added  $NaCNBH_3$  (18 mg, 0.29 mmol) followed by titanium (IV) isopropoxide (100 mg, 0.35 mmol). The mixture was stirred at room temperature overnight and concentrated. The residue was taken up in ethyl acetate and 1 N HCl (2 mL) was added. The solution was washed with brine, dried ( $MgSO_4$ ) and concentrated. Purification on a silica gel column eluting with 10% methanol/methylene chloride gave the tertiary amine (55 mg, 34%). MS(ESI):  $(M+H)^+=547.2$ .

(22l) To a solution of the tertiary amine 22k (55 mg, 0.1 mmol), hydroxylamine hydrochloride (35 mg, 0.5 mmol) in DMF (2 mL) cooled in an ice bath was added BOP (53 mg, 0.12 mmol) followed by diisopropylethylamine (0.175 mL, 1 mmol).

The mixture was stirred for 1 hour and concentrated. Purification on a reversed phase HPLC gave the hydroxamic acid (18 mg, 32%). MS(ESI): (M+H)<sup>+</sup>=562.3.

5

**Example 23**

(3R-trans)-N4-[4-(3,5-dichlorophenoxy)phenyl]-1-(2,2-dimethylpropyl)-N3-hydroxy-3,4-piperidinedicarboxamide  
trifluoroacetate salt

10 This compound was prepared using procedures analogous to those for example 22. MS(ESI): (M+H)<sup>+</sup>=495.1.

**Example 24**

15 (3R-trans)-N4-[4-(3-chlorophenoxy)phenyl]-1-(2,2-dimethylpropyl)-N3-hydroxy-3,4-piperidinedicarboxamide  
trifluoroacetate salt

This compound was prepared using procedures analogous to those for example 22. MS(ESI): (M+H)<sup>+</sup>=460.6.

20

**EXAMPLE 25**

(3R-trans)-1-(2,2-dimethylpropyl)-N3-hydroxy-N4-(4-phenoxyphenyl)-3,4-piperidinedicarboxamide  
trifluoroacetate salt

25

This compound was prepared using procedures analogous to those for example 22. MS(ESI): (M+H)<sup>+</sup>=426.3

**Example 26**

30 (3R-trans)-tert-Butyl 4-[[[4-[(2-methyl-4-quinolinyl)methoxy]phenyl]amino]carbonyl]-3-[(hydroxyamino)carbonyl]-1-piperidinecarboxylate  
trifluoroacetate salt

35 (26a) To a solution of quinaldine (75 g, 0.523 mol) in methanol (1100 mL) and water (550 mL) at room temperature was added sulfuric acid (28 mL, 0.523 mol) followed by

iron(II) sulfate heptahydrate. Nitrogen was bubbled into the solution for 20 min and ammonium sulfate (177 g, 1.56 mol) was added. The resultant mixture was stirred in a water bath (20 °C) under nitrogen for 4 hours and quenched with 10%

5 sodium hydroxide (pH=9-10). Methanol was removed by concentration in vacuo and the resulting aqueous solution was extracted with ethyl acetate three times. The combined organic phase was filtered through silica gel and washed with water and brine, dried ( $\text{MgSO}_4$ ) and concentrated.  
10 Crystallization from ethyl acetate gave 2-methyl-4-hydroxymethylquinoline (24.6 g, 27%) as a solid.  $\text{MS}(\text{NH}_3\text{-CI})$ :  $(\text{M}+\text{H})^+=174$ .

(26b) To a solution of 26a (24.6 g, 0.142 mol) in chloroform  
15 (300 mL) cooled in an ice bath was added thionyl chloride (41.4 mL, 0.56 mol). The mixture was stirred at room temperature for 2 hours and concentrated to give 2-methyl-4-chloromethylquinoline as a HCl salt (32.4 g, 100%).  $\text{MS}(\text{NH}_3\text{-CI})$ :  $(\text{M}+\text{H})^+=192$ .

20 (26c) To a solution of 4-aminophenol (10.9 g, 100 mmol) in THF (150 mL) cooled in an ice bath was added di-*tert*-butyl-dicarbonate (21.8 g, 100 mmol) followed by diisopropylethylamine (17.4 mL, 100 mmol). The mixture was  
25 stirred at room temperature overnight and concentrated. The residue was taken up in ethyl acetate and the solution was washed with brine, dried ( $\text{MgSO}_4$ ), and concentrated. Purification on a silica gel column eluting with 5% methanol/40% ethyl acetate/hexane gave 4-Boc-aminophenol  
30 (20.1 g, 96%).  $\text{MS}(\text{NH}_3\text{-CI})$ :  $(\text{M}+\text{NH}_3+\text{H})=227$ .

(26d) A mixture of 26b (11.4 g, 50 mmol), 26c (10.4 g, 50 mmol),  $\text{Cs}_2\text{CO}_3$  (32.5 g, 100 mmol) and tetrabutylammonium iodide (18.5 g, 50 mmol) in DMSO was heated at 60 °C with  
35 stirring for 3 hours. After cooling to room temperature,

ethyl acetate was added and the solution was washed with brine three times, dried ( $\text{MgSO}_4$ ) and concentrated.

Chromatography on a silica gel column eluting with 3% methanol/methylene chloride gave 4-(2-methyl-4-

5 quinolylmethoxy)aniline (10 g, 56%). MS(ESI):  $(\text{M}+\text{H})^+=365.3$ .

(26e) The aniline derivative 26d was dissolved in methanol (40 mL) and 4 N HCl in dioxane (50 mL) was added. The mixture was stirred mechanically for 6 hours. The product,  
10 which precipitated out of the solution during the reaction as a bis-HCl salt, was collected by filtration and washing with ether (10 g, 100%). MS(ESI):  $(\text{M}+\text{H})^+=338.2$ .

(26f) To a solution of 22e (2.2 g, 7.6 mmol) in water (50  
15 mL) and THF (50 mL) cooled in an ice bath was added diallyl pyrocarbonate (1.4 g, 7.6 mmol) followed by sodium bicarbonate (1.6 g, 15 mmol). After stirring for 3 hours, at 0 °C, the solution was concentrated to remove THF. Ethyl acetate was added followed by 5% citric acid. The two layers  
20 were separated and the organic layer was washed with brine, dried ( $\text{MgSO}_4$ ) and concentrated. Chromatography on a silica gel column using 5% MeOH/EtOAc provided the carboxylic acid (1.42 g, 59%). ESI( $\text{M}+\text{H})^+=312.2$ .

25 (26g) A mixture of 26f (1.42 g, 4.5 mmol), allyl bromide (0.55 g, 4.5 mmol) and DBU (1.38 g, 9 mmol) in benzene (10 mL) was heated with stirring at 60 °C overnight. The insoluble material was filtered off and the solution was concentrated. Chromatography on a silica gel column afforded  
30 the allyl ester (1.1 g, 68%). MS(ESI):  $(\text{M}+\text{H})^+=354.2$ .

(26h) The allyl ester 26g (1.1 g, 3.1 mmol) was dissolved in methylene chloride (6 mL) and TFA (9 mL) and the mixture was stirred for 3 hours and concentrated to give the carboxylic  
35 acid. MS(ESI):  $(\text{M}+\text{H})^+=298.2$ .

(26i) To a solution of 26h (0.99 g, 3.1 mmol) and 26e (0.81 g, 3.1 mmol) in DMF (8 mL) cooled in an ice bath was added BOP (1.37 g, 3.1 mmol) followed by DIEA (2.1 mL, 12 mmol).

5 The mixture was stirred overnight and concentrated. The residue was taken up in EtOAc and the solution was washed with sodium bicarbonate and brine, dried (MgSO<sub>4</sub>) and concentrated. Chromatography on a silica gel column using 5% MeOH/CH<sub>2</sub>Cl<sub>2</sub> provided the desired product (1.6 g, 90%).  
10 MS(ESI): (M+H)<sup>+</sup>=544.3.

(26j) A mixture of 26i (1.6 g, 3.2 mol), morpholine (2.37 g, 27.2 mmol) and Pd(PPh<sub>3</sub>)<sub>4</sub> (92 mg, 0.08 mmol) in THF (30 mL) was heated at 60 °C with stirring for 2 hours. After cooling  
15 the product which precipitated out during the reaction was filtered and rinsed with THF (1.2 g, 90%). MS(ESI): (M+H)<sup>+</sup>=420.3.

(26k) A mixture of 26j (40 mg, 0.095 mmol), di-*tert*-butyl-dicarbonate (44 mg, 0.2 mmol) and sodium bicarbonate (24 mg, 0.3 mmol) in DMF (1 mL), THF (0.5 mL) and water (0.5 mL) was stirred at room temperature for 2 hours. Purification on HPLC afforded the Boc derivative as a TFA salt. MS(ESI):  
20 (M+H)<sup>+</sup>=520.4.

25 (26l) To a solution of 26k (40 mg, 0.063 mmol), hydroxylamine hydrochloride (35 mg, 0.5 mol) and DIEA (78 mg, 0.6 mmol) in DMF (1 mL) cooled in an ice bath was added BOP (44 mg, 0.1 mmol). The mixture was stirred at 0 °C for 2  
30 hours and purified on HPLC. MS(ESI): (M+H)<sup>+</sup>=535.3.

#### Example 27

(3*R*-trans)-N3-Hydroxy-N4-[4-[(2-methyl-4-quinolinyl)methoxy]phenyl]-3,4-piperidinedicarboxamide  
35 trifluoroacetate salt

Compound 26 was treated with 50% TFA/CH<sub>2</sub>Cl<sub>2</sub> (1 mL) for 30 min to give the title compound. MS(ESI): (M+H)<sup>+</sup>=435.3.

**Example 28**

(3R-trans)-Methyl 4-[[[4-[(2-methyl-4-quinolinyl)methoxy]phenyl]amino]carbonyl]-3-[(hydroxyamino)carbonyl]-1-piperidinecarboxylate trifluoroacetate salt

This compound was prepared in a manner analogous to that for example 26. MS(ESI): (M+H)<sup>+</sup>=493.3.

**Example 29**

(3R-trans)-2-propyl 4-[[[4-[(2-methyl-4-quinolinyl)methoxy]phenyl]amino]carbonyl]-3-[(hydroxyamino)carbonyl]-1-piperidinecarboxylate trifluoroacetate salt

This compound was prepared in a manner analogous to that for example 26. MS(ESI): (M+H)<sup>+</sup>=521.4.

**Example 30**

(3R-trans)-Cyclopropylmethyl 4-[[[4-[(2-methyl-4-quinolinyl)methoxy]phenyl]amino]carbonyl]-3-[(hydroxyamino)carbonyl]-1-piperidinecarboxylate trifluoroacetate salt

This compound was prepared in a manner analogous to that for example 26. MS(ESI): (M+H)<sup>+</sup>=533.4.

**Example 31**

(3R-trans)-Cyclopentylmethyl 4-[[[4-[(2-methyl-4-quinolinyl)methoxy]phenyl]amino]carbonyl]-3-[(hydroxyamino)carbonyl]-1-piperidinecarboxylate trifluoroacetate salt

This compound was prepared in a manner analogous to that for example 26. MS(ESI): (M+H)<sup>+</sup>=547.4.

Example 32

(3R-trans)-Allyl 4-[[[4-[(2-methyl-4-quinolinyl)methoxy]phenyl]amino]carbonyl]-3-[(hydroxyamino)carbonyl]-1-piperidinecarboxylate trifluoroacetate salt

This compound was prepared in a manner analogous to that for example 26. MS(ESI): (M+H)<sup>+</sup>=519.3.

Example 33

(3R-trans)-Propargyl 4-[[[4-[(2-methyl-4-quinolinyl)methoxy]phenyl]amino]carbonyl]-3-[(hydroxyamino)carbonyl]-1-piperidinecarboxylate trifluoroacetate salt

This compound was prepared in a manner analogous to that for example 26. MS(ESI): (M+H)<sup>+</sup>=517.3.

Example 34

Tetrahydro-4H-pyran-4-yl (3R-trans)-4-[[[4-[(2-methyl-4-quinolinyl)methoxy]phenyl]amino]carbonyl]-3-[(hydroxyamino)carbonyl]-1-piperidinecarboxylate trifluoroacetate salt

This compound was prepared in a manner analogous to that for example 26. MS(ESI): (M+H)<sup>+</sup>=563.4.

Example 35

(S)-Tetrahydrofuran-3-yl (3R-trans)-4-[[[4-[(2-methyl-4-quinolinyl)methoxy]phenyl]amino]carbonyl]-3-[(hydroxyamino)carbonyl]-1-piperidinecarboxylate trifluoroacetate salt

This compound was prepared in a manner analogous to that for example 26. MS(ESI): (M+H)<sup>+</sup>=549.4.

## Example 36

2-Methyl-4-thiazolemethyl (3R-trans)-4-[[[4-[(2-methyl-4-quinolinyl)methoxy]phenyl]amino]carbonyl]-3-[(hydroxyamino)carbonyl]-1-piperidinecarboxylate  
trifluoroacetate salt

This compound was prepared in a manner analogous to that for example 26. MS(ESI): (M+H)<sup>+</sup>=590.5.

## Example 37

2-Thiazolemethyl (3R-trans)-4-[[[4-[(2-methyl-4-quinolinyl)methoxy]phenyl]amino]carbonyl]-3-[(hydroxyamino)carbonyl]-1-piperidinecarboxylate  
trifluoroacetate salt

This compound was prepared in a manner analogous to that for example 26. MS(ESI): (M+H)<sup>+</sup>=576.5.

## Example 38

4-Thiazolemethyl (3R-trans)-4-[[[4-[(2-methyl-4-quinolinyl)methoxy]phenyl]amino]carbonyl]-3-[(hydroxyamino)carbonyl]-1-piperidinecarboxylate  
trifluoroacetate salt

This compound was prepared in a manner analogous to that for example 26. MS(ESI): (M+H)<sup>+</sup>=576.5.

## Example 39

4-Quinolinylmethyl (3R-trans)-4-[[[4-[(2-methyl-4-quinolinyl)methoxy]phenyl]amino]carbonyl]-3-[(hydroxyamino)carbonyl]-1-piperidinecarboxylate  
trifluoroacetate salt

This compound was prepared in a manner analogous to that for example 26. MS(ESI): (M+H)<sup>+</sup>=620.5.



**Example 40**

(3R-trans)-1-Acetyl-N3-hydroxy-N4-[4-[(2-methyl-4-quinolinyl)methoxy]phenyl]-3,4-piperidinedicarboxamide  
trifluoroacetate salt

5

This compound was prepared in a manner analogous to that for example 26. MS(ESI): (M+H)<sup>+</sup>=477.3.

**Example 41**

10 (3R-trans)-1-(2-Furoyl)-N3-hydroxy-N4-[4-[(2-methyl-4-quinolinyl)methoxy]phenyl]-3,4-piperidinedicarboxamide  
trifluoroacetate salt

15 This compound was prepared in a manner analogous to that for example 26. MS(ESI): (M+H)<sup>+</sup>=529.4.

**Example 42**

20 (3R-trans)-1-[(2-amino-4-thiazole)acetyl]-N3-hydroxy-N4-[4-[(2-methyl-4-quinolinyl)methoxy]phenyl]-3,4-piperidinedicarboxamide  
trifluoroacetate salt

This compound was prepared in a manner analogous to that for example 26. MS(ESI): (M+H)<sup>+</sup>=575.5.

25

**Example 43**

(3R-trans)-1-[(2-pyridinyl)carbonyl]-N3-hydroxy-N4-[4-[(2-methyl-4-quinolinyl)methoxy]phenyl]-3,4-piperidinedicarboxamide  
trifluoroacetate salt

30 This compound was prepared in a manner analogous to that for example 26. MS(ESI): (M+H)<sup>+</sup>=540.4.

**Example 44**

35 (3R-trans)-1-[(2-Chloro-6-methyl-4-pyridinyl)carbonyl]-N3-hydroxy-N4-[4-[(2-methyl-4-quinolinyl)methoxy]phenyl]-3,4-piperidinedicarboxamide  
trifluoroacetate salt

This compound was prepared in a manner analogous to that for example 26. MS(ESI): (M+H)<sup>+</sup>=588.9.

**Example 45**

5     (3R-trans)-1-[(4-pyridinyl)carbonyl]-N3-hydroxy-N4-[4-[(2-methyl-4-quinolinyl)methoxy]phenyl]-3,4-piperidinedicarboxamide trifluoroacetate salt

10    This compound was prepared in a manner analogous to that for example 26. MS(ESI): (M+H)<sup>+</sup>=540.4.

**Example 46**

15     (3R-trans)-1-[(4-quinolinyl)carbonyl]-N3-hydroxy-N4-[4-[(2-methyl-4-quinolinyl)methoxy]phenyl]-3,4-piperidinedicarboxamide trifluoroacetate salt

This compound was prepared in a manner analogous to that for example 26. MS(ESI): (M+H)<sup>+</sup>=590.5.

**Example 47**

20     (3R-trans)-1-[(2-quinolinyl)carbonyl]-N3-hydroxy-N4-[4-[(2-methyl-4-quinolinyl)methoxy]phenyl]-3,4-piperidinedicarboxamide trifluoroacetate salt

25    This compound was prepared in a manner analogous to that for example 26. MS(ESI): (M+H)<sup>+</sup>=590.5.

**Example 48**

30     (3R-trans)-1-Benzoyl-N3-hydroxy-N4-[4-[(2-methyl-4-quinolinyl)methoxy]phenyl]-3,4-piperidinedicarboxamide trifluoroacetate salt

35    This compound was prepared in a manner analogous to that for example 26. MS(ESI): (M+H)<sup>+</sup>=539.4.

**Example 49**

(3R-trans)-1-[(4-Methylsulfonyl)benzoyl]-N3-hydroxy-N4-[4-  
[(2-methyl-4-quinolinyl)methoxy]phenyl]-3,4-  
piperidinedicarboxamide trifluoroacetate salt

5 This compound was prepared in a manner analogous to that for  
example 26. MS(ESI): (M+H)<sup>+</sup>=617.5.

**Example 50**

10 (3R-trans)-1-(4-Chlorobenzoyl)-N3-hydroxy-N4-[4-[(2-methyl-  
4-quinolinyl)methoxy]phenyl]-3,4-piperidinedicarboxamide  
trifluoroacetate salt

This compound was prepared in a manner analogous to that for  
example 26. MS(ESI): (M+H)<sup>+</sup>=573.9.

15

**Example 51**

(3R-trans)-1-(4-Cyanobenzoyl)-N3-hydroxy-N4-[4-[(2-methyl-4-  
quinolinyl)methoxy]phenyl]-3,4-piperidinedicarboxamide  
trifluoroacetate salt

20

This compound was prepared in a manner analogous to that for  
example 26. MS(ESI): (M+H)<sup>+</sup>=564.4.

**Example 52**

25 (3R-trans)-1-(4-Methoxybenzoyl)-N3-hydroxy-N4-[4-[(2-methyl-  
4-quinolinyl)methoxy]phenyl]-3,4-piperidinedicarboxamide  
trifluoroacetate salt

30 This compound was prepared in a manner analogous to that for  
example 26. MS(ESI): (M+H)<sup>+</sup>=569.4.

**Example 53**

(3R-trans)-1-(3-Methoxybenzoyl)-N3-hydroxy-N4-[4-[(2-methyl-  
4-quinolinyl)methoxy]phenyl]-3,4-piperidinedicarboxamide  
trifluoroacetate salt

35

This compound was prepared in a manner analogous to that for example 26. MS(ESI): (M+H)<sup>+</sup>=569.4.

**Example 54**

5     (3R-trans)-1-(5-Nitro-2-pyridinyl)-N3-hydroxy-N4-[4-[(2-methyl-4-quinolinyl)methoxy]phenyl]-3,4-piperidinedicarboxamide trifluoroacetate salt

10    This compound was prepared in a manner analogous to that for example 26. MS(ESI): (M+H)<sup>+</sup>=557.4.

**Example 55**

15     (3R-trans)-1-Methylsulfonyl-N3-hydroxy-N4-[4-[(2-methyl-4-quinolinyl)methoxy]phenyl]-3,4-piperidinedicarboxamide trifluoroacetate salt

This compound was prepared in a manner analogous to that for example 26. MS(ESI): (M+H)<sup>+</sup>=513.3.

**Example 56**

20     (3R-trans)-1-[(1-Methyl-4-imidazole)sulfonyl]-N3-hydroxy-N4-[4-[(2-methyl-4-quinolinyl)methoxy]phenyl]-3,4-piperidinedicarboxamide trifluoroacetate salt

25    This compound was prepared in a manner analogous to that for example 26. MS(ESI): (M+H)<sup>+</sup>=579.4.

**Example 57**

30     (3R-trans)-1-(2-Thiophenesulfonyl)-N3-hydroxy-N4-[4-[(2-methyl-4-quinolinyl)methoxy]phenyl]-3,4-piperidinedicarboxamide trifluoroacetate salt

This compound was prepared in a manner analogous to that for example 26. MS(ESI): (M+H)<sup>+</sup>=581.4.

35

**Example 58**

**(3R-trans)-1-(tert-Butylaminocarbonyl)-N3-hydroxy-N4-[4-[(2-methyl-4-quinolinyl)methoxy]phenyl]-3,4-piperidinedicarboxamide trifluoroacetate salt**

5 This compound was prepared in a manner analogous to that for example 26. MS(ESI): (M+H)<sup>+</sup>=534.4.

**Example 59**

**trans-1,1-Dimethylethyl 3-[(hydroxyamino)carbonyl]-4-[[[4-[(4-quinolinylloxy)methyl]phenyl]amino]carbonyl]-1-pyrrolidinecarboxylate trifluoroacetate salt**

(59a) 1,8-Diazabicyclo[5.4.0]undec-7-ene (5.55 g, 36.4 mmol) was added dropwise to fumaric acid mono ethyl ester (5.0 g, 34.7 mmol) and benzyl bromide (7.71 g, 45.1 mmol) in benzene (75 mL) at room temperature. The reaction mixture was stirred overnight then diluted to 200 mL with ethyl acetate and washed with water (2x), 10% citric acid, saturated NaHCO<sub>3</sub> (2x), and brine. After drying over MgSO<sub>4</sub>, the solvent was removed in vacuo and the residue chromatographed to provide the diester (6.31 g, 78%) as a clear liquid. <sup>1</sup>HNMR, (CDCl<sub>3</sub>, 300 MHz), d: 7.38 (m, 5H), 6.89 (s, 2H), 5.24 (s, 2H), 4.25 (q, J=6.9 Hz, 2H), 1.31 (t, J=6.9 Hz, 3H).

(59b) Glycine (1.5 g, 20 mmol) and paraformaldehyde (1.2 g, 40 mmol) were mixed together then added portionwise to the diester 59a (2.34 g, 100 mmol) in refluxing toluene (150 mL) over a 2 h period. The reaction mixture was cooled to room temperature, filtered through celite, then the solvent was evaporated in vacuo to give the pyrrolidine (2.64 g, 95%) as a brown viscous oil which was taken forward without further purification. MS(ESI): (M+H)<sup>+</sup>=278.

(59c) Di-tert-butyl dicarbonate (2.46 g, 11.3 mmol) was added in one portion to a solution of the pyrrolidine 59b (2.60 g, 9.38 mmol) in DMF (20 mL) at room temperature. The

mixture was stirred overnight at room temperature, diluted to 200 mL with ether then washed with water (2x), 10% citric acid, saturated  $\text{NaHCO}_3$  (2x), and brine. The solution was dried over  $\text{MgSO}_4$  and the solvent removed *in vacuo*. The residue was purified by flash chromatography eluting with ethyl acetate/hexane to provide the Boc-protected pyrrolidine (1.83 g, 52%) as a clear viscous oil. MS(ESI):  $(\text{M}+\text{Na})^+=400$ .

(59d) Ethanol (40 mL) was added carefully under nitrogen to the Boc-protected pyrrolidine 59c (1.83g, 4.85 mmol) and 10% palladium on carbon (0.5 g). A hydrogen balloon was attached via a 3-way stopcock and the atmosphere over the reaction was removed and replaced with hydrogen (3x). After 1 h the reaction mixture was filtered through celite washing with ethanol. The solvent was removed *in vacuo* to provide the carboxylic acid (1.40 g, 100%) as a clear viscous oil. MS(ESI):  $(\text{M}-\text{H})^-=286$ .

(59e) Diisopropylethylamine (111 mg, 0.86 mmol) was added dropwise to a solution of the carboxylic acid 59d (82 mg, 0.29 mmol), BOP reagent (139 mg, 0.31 mmol) and 7d (90 mg, 0.31 mmol) in DMF (2 mL) at room temperature. The mixture was stirred overnight and the solvent was evaporated *in vacuo*. The residue was taken up in ethyl acetate (20 mL) then washed with water, saturated  $\text{NaHCO}_3$  (2x), and brine, dried over  $\text{MgSO}_4$ , then purified by flash chromatography (75% ethyl acetate/hexane to 10% methanol/ethyl acetate) to provide 59e (111 mg, 75%) as a waxy solid.

(59f) Lithium hydroxide (45 mg, 1.07 mmol) in water (1 mL) was added to a solution of 59e (111 mg, 0.21 mmol) in THF (3 mL) at room temperature. The mixture was stirred 1 h then the solvent was removed *in vacuo*. The residue was taken up in water (10 mL), washed with ethyl acetate (2x, discard), then the aqueous solution was acidified with 10% citric acid

until pH=3. The solution was extracted with ethyl acetate (3x), then the combined organic extracts were washed with brine, dried over  $\text{MgSO}_4$ . The solvent was removed *in vacuo* to provide 59f (51 mg, 49%) which was taken forward without further purification. MS(ESI):  $(\text{M}+\text{H})^+=492$ .

(59g) Diisopropylethylamine (134 mg, 0.104 mmol) was added dropwise to a solution of 59f (51 mg, 0.10 mmol), BOP reagent (51 mg, 0.11 mmol) and hydroxylamine hydrochloride (22 mg, 0.31 mmol) in DMF (1.5 mL) at room temperature. The mixture was stirred overnight and the solvent was evaporated *in vacuo*. The residue was purified by reverse phase HPLC to provide example 59 (27 mg, 51%) as a white powder. MS(ESI):  $(\text{M}-\text{H})^-=505$ .

#### Example 60

**trans-N3-Hydroxy-N4-[4-[(4-quinolinylloxy)methyl]phenyl]-3,4-pyrrolidinedicarboxamide bis-trifluoroacetate salt**

Trifluoroacetic acid (1.5 mL) was added to example 59 (16 mg, 0.031 mmol) suspended in dichloromethane (1.5 mL) at room temperature under nitrogen. The mixture was stirred for 1 h, then the solvent was removed *in vacuo*. The residual TFA was removed by evaporation *in vacuo* with chloroform (5 mL, 4x), the residue dissolved in water (3 mL) then freeze dried to provide example 60 (100%) as a white powder. MS (ESI):  $(\text{M}+\text{H})^+=407$ .

#### Example 61

**trans-1,1-Dimethylethyl 3-[[[4-[(2,6-dichloro-4-pyridinyl)methoxy]phenyl]amino]carbonyl]-4-[(hydroxyamino)carbonyl]-1-pyrrolidinecarboxylate trifluoroacetate salt**

(61a) Diisopropylethylamine (1.88 g, 14.5 mmol) was added dropwise to a solution of 59d (1.39 g, 4.83 mmol), BOP

reagent (2.35 g, 5.32 mmol) and 4-aminophenol (0.79 g, 7.26 mmol) in DMF (15 mL) at 0°C. The mixture was allowed to warm to room temperature then stirred overnight and the solvent was evaporated *in vacuo*. The residue was taken up in ethyl acetate (100 mL) then washed with water, saturated NaHCO<sub>3</sub> (2x), and brine then dried over MgSO<sub>4</sub>. The solvent was removed *in vacuo* and the residue purified by flash chromatography (SiO<sub>2</sub>, 50-80% ethyl acetate/hexane) to provide 61a (1.29 g, 70%) as a viscous oil. MS(ESI): (M+H)<sup>+</sup>=401.

(61b) Cesium carbonate (145 mg, 0.44 mmol) was added in one portion to a solution of 61a (112 mg, 0.30 mmol) and 2,6-dichloro-4-bromomethylpyridine (71 mg, 0.30 mmol) in DMF (5 mL) at room temperature. The mixture was stirred 3 h then quenched with saturated NH<sub>4</sub>Cl (5 mL). Water (5 mL) was added and the solution was extracted with ethyl acetate (3x). The combined extracts were washed with water (2x), saturated NaHCO<sub>3</sub>, and brine, dried over MgSO<sub>4</sub>, then the solvent was removed *in vacuo*. The residue was purified by flash chromatography (25-50% ethyl acetate/hexane) to provide 61b (62 mg, 39%) as a waxy solid. MS(ESI): (M+Na)<sup>+</sup>=560.

(61c) Following the procedure for 59f, intermediate 61c was obtained (44 mg, 75%) and taken forward without further purification.

(61d) Following the procedure for 59g, example 61 was prepared (30 mg 66%) as a white solid. MS(ESI): (M-H)<sup>-</sup>=525.

**Example 62**  
**trans-N3-[4-[(2,6-Dichloro-4-pyridinyl)methoxy]phenyl]-N4-hydroxy-3,4-pyrrolidinedicarboxamide bis-trifluoroacetate salt**

This compound was synthesized following the procedures given for example 60. MS(ESI): (M+H)<sup>+</sup>=427.



**Example 63****(2R-trans)-N2-[4-(4-quinolinylloxymethyl)phenyl]-N3-hydroxy-2,3-piperidinedicarboxamide trifluoroacetate salt**

5

(63a) To a suspension of L-aspartic acid  $\beta$ -tert-butyl ester (25 g, 132 mmol) in DMF (250 mL) and DMSO (50 mL) was added benzyl bromide (79 mL, 462 mmol) followed by potassium carbonate (55 g, 396 mmol). The mixture was mechanically  
10 stirred at 50 °C overnight, cooled to room temperature and diluted with water (200 mL). The solution was extracted with ethyl acetate three times. The combined extracts were washed with brine, dried ( $\text{MgSO}_4$ ) and concentrated. Purification on a silica gel column eluting with ethyl acetate (10%)/hexane  
15 gave the tri-benzylated product (60 g, 99%) as a viscous oil. MS(ESI):  $(\text{M}+\text{H})^+=460$ .

(63b) To a solution of the tri-benzylated compound 63a (30 g, 65.35 mmol) in THF (500 mL) cooled at -78 °C was added a 1  
20 M solution of lithium bis(trimethylsilyl)amide in THF (72 mL). The mixture was stirred at -78 °C for 1 hour and allyl bromide (6.78 mL, 78.4 mmol) was added. The temperature was raised to -10 °C and stirring was continued at -10 °C for 3 hours. The reaction was quenched with 10% citric acid  
25 solution followed by dilution with brine. The mixture was extracted with ethyl acetate three times. The combined extracts were washed with brine, dried ( $\text{MgSO}_4$ ), and concentrated. Chromatography on a silica gel column eluting with ethyl acetate (20%)/hexane produced the allylated  
30 product (22 g, 67%) as a viscous oil. MS(ESI):  $(\text{M}+\text{H})^+=500.1$ .

(63c) To a solution of the allylated product 63b (21 g, 42 mmol) in THF (50 mL) cooled in an ice bath was added a 0.5 M solution of 9-BBN (168 mL, 84 mmol). The mixture was stirred  
35 at room temperature overnight and cooled in an ice bath. To

it was added a solution of sodium acetate (69 g) in water followed by a solution of 33% H<sub>2</sub>O<sub>2</sub> (68.5 mL). The mixture was stirred at room temperature for 3 hours and extracted with ethyl acetate three times. The combined extracts were washed  
5 with brine, dried (MgSO<sub>4</sub>), and concentrated. The crude product was a mixture of two isomers (*syn* and *anti*, 1:1 ratio) which were separated by chromatography on a silica gel column eluting with ethyl acetate (30%)/hexane. The fast moving isomer was characterized as the desired *syn* isomer  
10 (9.7 g, 44%). MS(ESI): (M+H)<sup>+</sup>=518.1.

(63d) To a solution of the alcohol 63c (9.3 g, 18 mmol) in methylene chloride (100 mL) cooled in an ice bath was added Dess-Martin reagent (10.6g, 25 mmol). The mixture was  
15 stirred at room temperature for 5 hours and filtered through silica gel and concentrated. The residue was taken up in ethyl acetate and the solution was washed with brine, dried (MgSO<sub>4</sub>) and concentrated. Purification on a silica gel column eluting with ethyl acetate (40%)/hexane produced the  
20 aldehyde (5.6 g, 60%) as a viscous oil. MS(ESI): (M+H)<sup>+</sup>=516.3.

(63e) A solution of the aldehyde 63d (5.15 g, 10 mmol) in methanol (100 mL) in a Parr bottle was hydrogenated under a  
25 pressure of 40 psi for 5 hours using 10% palladium on carbon (1.0 g) as catalyst. The catalyst was filtered off and the solution was concentrated to give the crude cyclized product (2.3 g) which was used for the next reaction without purification. MS(ESI): (M+H)<sup>+</sup>=230.1.

30  
(63f) To a solution of 63e (112 mg, 0.49 mmol) and 7d (150 mg, 0.49 mmol) in DMF (2 mL) cooled in an ice bath was added BOP (221 mg, 0.5 mmol) followed by diisopropylethylamine (0.35 mL, 2 mmol). The mixture was stirred at room  
35 temperature overnight and concentrated. Purification using

reversed phase HPLC gave the desired product (100 mg, 47%) as a TFA salt. MS(ESI): (M+H)<sup>+</sup>=462.4.

(63g) A solution of 63f (25 mg, 0.054 mmol) in methylene chloride (1 mL) and TFA (1 mL) was stirred at room temperature for 4 hours and concentrated to give the carboxylic acid. MS(ESI): (M+H)<sup>+</sup>=406.2.

(63h) To a solution of 63g (25 mg, 0.038 mmol) in DMF (1 mL) cooled to -30 °C was added DIEA (65 mg, 0.5 mmol) followed by propyl chloroformate (12 mg, 0.1 mmol). After stirring at between -20 °C and -30 °C for 20 min, hydroxylamine hydrochloride (21 mg, 0.3 mmol) was added. Stirring was continued at between -20 °C and -5 °C for 30 min and the solution was concentrated. Purification using reversed phase HPLC afforded the desired hydroxamate 63 (12 mg) as a TFA salt. MS(ESI): (M+H)<sup>+</sup>=421.2.

#### Example 64

(2R-trans)-1-methyl-N2-[4-(4-quinolinylloxymethyl)phenyl]-N3-hydroxy-2,3-piperidinedicarboxamide trifluoroacetate salt

(64a) To a solution of 63f (19 mg, 0.027 mmol), paraformaldehyde (12 mg, 0.4 mmol) and diisopropylethylamine (26 mg, 0.2 mmol) in DMF (1 mL) was added titanium isopropoxide (28 mg, 0.1 mmol). After stirring at room temperature for 10 min, sodium triacetoxyborohydride (21 mg, 0.1 mmol) was added. The mixture was stirred at room temperature overnight. Insoluble material was filtered off and the filtrate was concentrated. Purification using reversed phase HPLC gave the N-methyl derivative (16 mg) as a TFA salt. MS(ESI): (M+H)<sup>+</sup>=476.3.

(64b) The title compound was obtained by deprotection of the tert-butyl ester 64a followed by coupling with hydroxylamine

hydrochloride using procedures given for 63g and 63h.

MS(ESI): (M+H)<sup>+</sup>=435.2.

**Example 65**

5     (2R-trans)-N2-[4-(2-methyl-4-quinolinylmethoxy)phenyl]-N3-hydroxy-2,3-piperidinedicarboxamide trifluoroacetate salt

(65a) Coupling of 63e with 26e using a procedure given for 63f provided the anilide product 65a. MS(ESI): (M+H)<sup>+</sup>=476.3.

10

(65b). The title compound was obtained by converting the tert-butyl ester 65a to a hydroxamate 65 using procedures given for 63g and 63h. MS(ESI): (M+H)<sup>+</sup>=435.3.

**Example 66**

15     (2R-trans)-1-methyl-N2-[4-(2-methyl-4-quinolinylmethoxy)phenyl]-N3-hydroxy-2,3-piperidinedicarboxamide trifluoroacetate salt

20     (66a) The intermediate 65a was N-methylated using a procedure given for 64a to give the 1-methylpiperidine derivative 66a. MS(ESI): (M+H)<sup>+</sup>=433.3.

(66b) The title compound was obtained by conversion of the  
25     tert-butyl ester 66a to a hydroxamate 66 using procedures given for 63g and 63h. MS(ESI): (M+H)<sup>+</sup>=449.4.

**Example 67**

30     (2R-trans)-1-ethyl-N2-[4-(2-methyl-4-quinolinylmethoxy)phenyl]-N3-hydroxy-2,3-piperidinedicarboxamide trifluoroacetate salt

This compound was prepared in a manner analogous to that for example 66. MS(ESI): (M+H)<sup>+</sup>=463.3.

35

**Example 68**

**(2R-trans)-1-cyclopropylmethyl-N2-[4-(2-methyl-4-quinolinylmethoxy)phenyl]-N3-hydroxy-2,3-piperidinedicarboxamide trifluoroacetate salt**

5 This compound was prepared in a manner analogous to that for example 66. MS(ESI): (M+H)<sup>+</sup>=489.3.

**Example 69**

**(2R-trans)-1-(2-thiazolemethyl)-N2-[4-(2-methyl-4-quinolinylmethoxy)phenyl]-N3-hydroxy-2,3-piperidinedicarboxamide trifluoroacetate salt**

10

This compound was prepared in a manner analogous to that for example 66. MS(ESI): (M+H)<sup>+</sup>=532.2.

15

**Example 70**

**(2R-trans)-1-Methyl-2-[[4-(2-methyl-4-quinolinylmethoxy)piperidinyl]carbonyl]-3-(N-hydroxy)piperidinecarboxamide trifluoroacetate salt**

20

(70a) To a solution of 26a (5 g, 28.9 mmol) in methylene chloride (50 mL) cooled in an ice bath was added DIEA (7.5 mL, 43.3 mmol) followed by methanesulfonyl chloride (3.6 g, 31.8 mmol). After stirring for 1 hour, the solvent was removed in vacuo. The residue was taken up in EtOAc and the solution was washed with brine, dried (MgSO<sub>4</sub>) and concentrated. Chromatography on a silica gel column using 5% methanol/methylene chloride as eluent provided the mesylate 70a (5.1 g, 71%) as a powder. MS(ESI): (M+H)<sup>+</sup>=252.2.

30

(70b) A mixture of 4-hydroxypiperidine (10.1 g, 100 mmol), di-tert-butyl-dicarbonate (21.8 g, 100 mmol) and DIEA (17.4 mL, 100 mmol) in THF (100 mL) was stirred in an ice bath for 2 hours and the solvent removed in vacuo. The residue was taken up in EtOAc and the solution was washed with brine, dried (MgSO<sub>4</sub>) and concentrated. Chromatography on a silica

35

gel column using 60% EtOAc/hexane provided the Boc-protected piperidine derivative 70b (14.9 g, 74%) as a viscous oil. MS(CI): (M+H)<sup>+</sup>=202.1.

5 (70c) To a solution of 70b (2.01 g, 10 mmol) in DMF (20 mL) cooled in an ice bath was added NaH (0.35 g, 14.9 mmol) followed by 70a (2.5 g, 9.96 mmol). After stirring for 5 hours, the solvent was removed in vacuo. The residue was taken up in EtOAc and the solution was washed with brine,  
10 dried (MgSO<sub>4</sub>) and concentrated. The residue was triturated with ether to provide the product (1.4 g, 40%) as a solid. MS(ESI): (M+H)<sup>+</sup>=357.2.

(70d) The intermediate 70c (0.33 g, 0.926 mmol) was  
15 dissolved in 4 N HCl in dioxane (20 mL). After stirring for 1 hour, the solution was concentrated to give the deprotected product as a solid. MS(ESI): (M+H)<sup>+</sup>=257.3.

(70e) The title compound was obtained by coupling of 70c  
20 with 63e followed by N-methylation and conversion of the tert-butyl ester to hydroxamate using procedures given for 64. MS(ESI): (M+H)<sup>+</sup>=441.4.

#### Example 71

25 (2R-trans)-1-Methyl-2-[[4-(4-quinolinylloxymethyl)piperidinyl]carbonyl]-3-(N-hydroxy)piperidinecarboxamide trifluoroacetate salt

(71a) A mixture of ethyl 4-piperidinecarboxylate (15.7 g,  
30 100 mmol), di-tert-butyl-dicarbonate (21.8 g, 100 mmol) and DIEA (17.4 mL, 100 mmol) in THF (100 mL) was stirred overnight and the solvent was removed in vacuo. The residue was taken up in EtOAc and the solution was washed with brine, dried (MgSO<sub>4</sub>) and concentrated. Chromatography on a  
35 silica gel column eluting with 20% EtOAc/hexane provided the

Boc protected product (22.4 g, 87%) as a viscous oil. MS(NH<sub>3</sub>-CI): (M+H)<sup>+</sup>=258.

(71b) A mixture of 71a (22.4 g, 87 mmol) and sodium borohydride (5.94 g, 156 mmol) in THF (80 mL) and ethanol (100 mL) was refluxed for 5 hours and then stirred at room temperature overnight. The solvent was removed in vacuo and the residue was washed with citric acid and brine, dried (MgSO<sub>4</sub>) and concentrated. Chromatography on a silica gel column eluting with 40% EtOAc/hexane provided the alcohol product (14.1 g, 75%) as an oil. MS(NH<sub>3</sub>-CI): (M+H)<sup>+</sup>=216.

(71c) To a solution of 71b (6.2 g, 37 mmol) in methylene chloride (20 mL) cooled in an ice bath was added N-methylmorpholine (5.5 mL, 50.5 mmol) followed by toluenesulfonyl chloride (7.08 g, 37 mmol). After stirring overnight, the solvent was removed in vacuo. The residue was taken up in EtOAc and the solution was washed with brine, dried (MgSO<sub>4</sub>) and concentrated. Chromatography on a silica gel column eluting with 60% EtOAc/hexane provided the sulfonate (10.8 g, 91%) as a viscous oil. MS(ESI): (M+H)<sup>+</sup>=376.2.

(71d) A mixture of 71c (369 mg, 1 mmol), 4-quinolinol (145 mg, 1 mmol) and potassium carbonate (414 mg, 3 mmol) in DMF (2 mL) was heated at 100 °C for 4 hours. Purification on HPLC afforded the product (260 mg) as a TFA salt. MS(ESI): (M+H)<sup>+</sup>=343.2.

(71e) The intermediate 71d (260 mg, 0.57 mmol) was dissolved in methanol (2 mL) and 4 N HCl/dioxane (5 mL) was added. After stirring for 2 hours, the solution was concentrated to give the product as a HCl salt. MS(ESI): (M+H)<sup>+</sup>=243.3.

(71f) The title compound was obtained by coupling of 71e with 63e followed by N-methylation and conversion of the *tert*-butyl ester to hydroxamate using procedures given for 64. MS(ESI): (M+H)<sup>+</sup>=427.2.

5

**Example 72**

**(2*R*-trans)-1-Methyl-2-[[4-(2-methyl-4-quinolinylloxymethyl)piperidinyl]carbonyl]-3-(N-hydroxy)piperidinecarboxamide trifluoroacetate salt**

10

This compound was prepared in a manner analogous to that for example 71. MS(ESI): (M+H)<sup>+</sup>=441.4.

**Example 73**

**(2*R*-trans)-1-Methyl-2-[[4-(2-trifluoromethyl-4-quinolinylloxymethyl)piperidinyl]carbonyl]-3-(N-hydroxy)piperidinecarboxamide trifluoroacetate salt**

15

This compound was prepared in a manner analogous to that for example 71. MS(ESI): (M+H)<sup>+</sup>=495.4

20

**Example 74**

**(2*R*-trans)-2-[(4-phenylpiperidinyl)carbonyl]-3-(N-hydroxy)piperidinecarboxamide trifluoroacetate salt**

25

Example 74 was obtained by coupling 4-phenylpiperidine with 63e followed by conversion of the *tert*-butyl ester to hydroxamate using procedures given for example 63. MS(ESI): (M+H)<sup>+</sup>=332.2.

30

**Example 75**

**(2*R*-trans)-1-Ethyl-2-[(4-phenylpiperidinyl)carbonyl]-3-(N-hydroxy)piperidinecarboxamide trifluoroacetate salt**

Example 75 was obtained by coupling 4-phenylpiperidine with 63e followed by N-ethylation and conversion of the *tert*-

35



butyl ester to hydroxamate using procedures given for example 64. MS(ESI): (M+H)<sup>+</sup>=360.2.

**Example 76**

**(2R-trans)-1-Methyl-2-[[4-(2-methoxyphenyl) piperidinyl]carbonyl]-3-(N-hydroxy)piperidinecarboxamide trifluoroacetate salt**

(76a) A mixture of 2-methoxybenzeneboronic acid (1 g, 6.58 mmol), 4-bromopyridine hydrochloride (1.4 g, 7.23 mmol), potassium carbonate (2.73 g, 17.8 mmol) and Pd(PPh<sub>3</sub>)<sub>4</sub> (1.52 g, 1.2 mmol) in DMF (15 mL) and water (3 mL) was heated at 100 °C with stirring for 2 hours. After cooling to room temperature, insoluble material was filtered off. The filtrate was diluted with EtOAc and washed with brine, dried (MgSO<sub>4</sub>) and concentrated. Purification on a silica gel column eluting with 40% EtOAc/hexane provided 76a (1 g, 82%) as a viscous oil. MS(ESI): (M+H)<sup>+</sup>=186.4.

(76b) The intermediate 76a (1 g, 5.3 mmol) was dissolved in methanol (10 mL) and TFA (1 mL) was added followed by PtO<sub>2</sub> (0.2 g). The mixture was hydrogenated at 50 psi overnight. The catalyst was filtered off and the solution was concentrated to give 76b (1.07, 99%) as a TFA salt. MS(ESI): (M+H)<sup>+</sup>=192.4.

(76c) The title compound was obtained by coupling of 76b with 63e followed by N-methylation and conversion of the tert-butyl ester to a hydroxamate using procedures given for example 64. MS(ESI): (M+H)<sup>+</sup>=376.2.

**Example 77**

**(2R-trans)-1-Methyl-2-[[4-(2-trifluoromethylphenyl) piperidinyl]carbonyl]-3-(N-hydroxy)piperidinecarboxamide trifluoroacetate salt**

Example 77 was prepared in a manner analogous to that for example 76. MS(ESI): (M+H)<sup>+</sup>=414.4.

**Example 78**

5                    (2R-trans)-1-Methyl-2-[[4-(2-methylphenyl)piperidinyl]carbonyl]-3-(N-hydroxy)piperidinecarboxamide trifluoroacetate salt

10                   Example 78 was prepared in a manner analogous to that for example 76. MS(ESI): (M+H)<sup>+</sup>=360.2.

**Example 79**

15                   (2R-trans)-1-Methyl-2-[[4-(3-methoxyphenyl)piperidinyl]carbonyl]-3-(N-hydroxy)piperidinecarboxamide trifluoroacetate salt

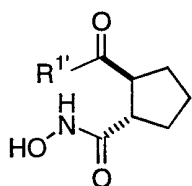
Example 79 was prepared in a manner analogous to that for example 76. MS(ESI): (M+H)<sup>+</sup>=376.2.

**Example 80**

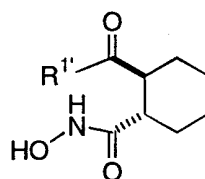
20                   (2R-trans)-1-Methyl-2-[[4-(3-trifluoromethylphenyl)piperidinyl]carbonyl]-3-(N-hydroxy)piperidinecarboxamide trifluoroacetate salt

25                   Example 80 was prepared in a manner analogous to that for example 76. MS(ESI): (M+H)<sup>+</sup>=414.4.

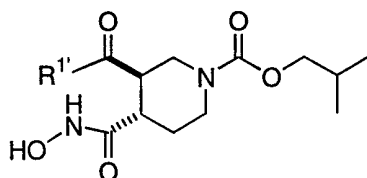
Table 1



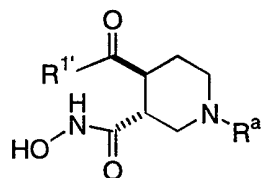
Examples 1-8



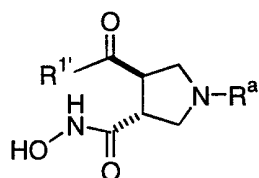
Examples 9-12



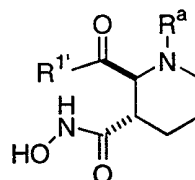
Examples 13



Examples 14-58



Example 59-62



Examples 63-80

Ex	R <sup>1'</sup>	R <sup>a</sup>	MS
1	4-phenyl-1-piperidinyl		317 (M+H) <sup>+</sup>
2	4-(4-methylphenoxyethyl)-1-piperidinyl		361 (M+H) <sup>+</sup>
3	4-(2-phenoxyethyl)-1-piperidinyl		361.1 (M+H) <sup>+</sup>
4	[4-(phenylmethoxy)phenyl]amino		466.9 (M+TFA-H) <sup>-</sup>
5	[4-(4-pyridinyl-methoxy)phenyl]amino		356 (M+H) <sup>+</sup>
6	[4-[(3,5-dichlorophenyl)methoxy]phenyl]amino		422.8 (M-H) <sup>-</sup>
7	[4-[(4-quinolinyl-oxy)methyl]phenyl]amino		406 (M+H) <sup>+</sup>
8	[4-(4-pyridinyl-methyl)phenyl]amino		340 (M+H) <sup>+</sup>
9	[4-(phenylmethoxy)phenyl]amino		480.9 (M+TFA-H) <sup>-</sup>
10	[4-[(4-quinolinyl-oxy)methyl]phenyl]amino		420.0 (M+H) <sup>+</sup>
11	[4-[(5-quinolinyl-oxy)methyl]phenyl]amino		420.0 (M+H) <sup>+</sup>

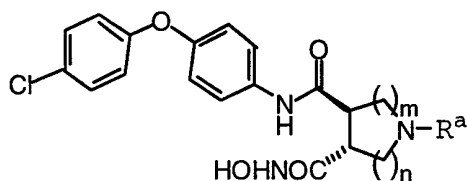
12	[4-[(6-quinolinyl- oxy)methyl]phenyl]amino		420.0 (M+H) <sup>+</sup>
13	[4-[(4-quinolinyl- oxy)methyl]phenyl]amino		521.3 (M+H) <sup>+</sup>
14	[4-[(4-quinolinyl- oxy)methyl]phenyl]amino	isobutoxycarbonyl	521.3 (M+H) <sup>+</sup>
15	[4-[(4-quinolinyl- oxy)methyl]phenyl]amino	3,3- dimethylbutyryl	519.3 (M+H) <sup>+</sup>
16	[4-[(4-quinolinyl- oxy)methyl]phenyl]amino	1-phenyl-1-cyclo propylcarbonyl	565.3 (M+H) <sup>+</sup>
17	[4-[(4-quinolinyl- oxy)methyl]phenyl]amino	benzenesulfonyl	561.4 (M+H) <sup>+</sup>
18	[4-(2-phenylethoxy)phenyl]amino	isobutoxycarbonyl	484.3 (M+H) <sup>+</sup>
19	[2-fluoro-4-(2- phenylethoxy)phenyl]amino	isobutoxycarbonyl	502.3 (M+H) <sup>+</sup>
20	[4-(pyridinyloxy)phenyl]amino	isobutoxycarbonyl	457.3 (M+H) <sup>+</sup>
21	[4-(4-quinolinyl- oxy)phenyl]amino	3,3- dimethylbutyryl	505.3 (M+H) <sup>+</sup>
22	[4-[3,5-bis(trifluoromethyl) phenoxy]phenyl]amino	2,2- dimethylpropyl	562.3 (M+H) <sup>+</sup>
23	[4-(3,5- dichlorophenoxy)phenyl]amino	2,2- dimethylpropyl	495.1 (M+H) <sup>+</sup>
24	[4-(3-chlorophenoxy)phenyl]amino	2,2- dimethylpropyl	460.6 (M+H) <sup>+</sup>
25	(4-phenoxyphenyl)amino	2,2- dimethylpropyl	426.3 (M+H) <sup>+</sup>
26	[4-[(2-methylquinolinyl- oxy)methyl]phenyl]amino	tert- butoxycarbonyl	535.4 (M+H) <sup>+</sup>
27	[4-[(2-methylquinolinyl- oxy)methyl]phenyl]amino	H	435.3 (M+H) <sup>+</sup>
28	[4-[(2-methylquinolinyl- oxy)methyl]phenyl]amino	Methoxycarbonyl	493.3 (M+H) <sup>+</sup>
29	[4-[(2-methylquinolinyl- oxy)methyl]phenyl]amino	2-propoxycarbonyl	521.4 (M+H) <sup>+</sup>
30	[4-[(2-methylquinolinyl- oxy)methyl]phenyl]amino	Cyclopropyl Methoxycarbonyl	533.4 (M+H) <sup>+</sup>
31	[4-[(2-methylquinolinyl- oxy)methyl]phenyl]amino	Cyclopentyl Methoxycarbonyl	547.4 (M+H) <sup>+</sup>
32	[4-[(2-methylquinolinyl- oxy)methyl]phenyl]amino	Allyloxycarbonyl	519.3 (M+H) <sup>+</sup>
33	[4-[(2-methylquinolinyl- oxy)methyl]phenyl]amino	Propargyloxy carbonyl	517.3 (M+H) <sup>+</sup>
34	[4-[(2-methylquinolinyl- oxy)methyl]phenyl]amino	Tetrahydro-4H- pyran-4- yloxycarbonyl	563.4 (M+H) <sup>+</sup>
35	[4-[(2-methylquinolinyl- oxy)methyl]phenyl]amino	(S)-tetrahydro-3- furanyloxy carbonyl	549.4 (M+H) <sup>+</sup>
36	[4-[(2-methylquinolinyl- oxy)methyl]phenyl]amino	(2-methyl-4- thiazolyl)methoxy	590.5 (M+H) <sup>+</sup>

		carbonyl	
37	[4-[(2-methylquinolinyl-oxy)methyl]phenyl]amino	2-thiazole methoxycarbonyl	576.5 (M+H) <sup>+</sup>
38	[4-[(2-methylquinolinyl-oxy)methyl]phenyl]amino	4-thiazole methoxycarbonyl	576.5 (M+H) <sup>+</sup>
39	[4-[(2-methylquinolinyl-oxy)methyl]phenyl]amino	4-quinolinyl methoxycarbonyl	620.5 (M+H) <sup>+</sup>
40	[4-[(2-methylquinolinyl-oxy)methyl]phenyl]amino	acetyl	477.3 (M+H) <sup>+</sup>
41	[4-[(2-methylquinolinyl-oxy)methyl]phenyl]amino	2-furoyl	529.4 (M+H) <sup>+</sup>
42	[4-[(2-methylquinolinyl-oxy)methyl]phenyl]amino	(2-amino-4-thiazolyl)acetyl	575.4 (M+H) <sup>+</sup>
43	[4-[(2-methylquinolinyl-oxy)methyl]phenyl]amino	2-pyridinyl carbonyl	540.4 (M+H) <sup>+</sup>
44	[4-[(2-methylquinolinyl-oxy)methyl]phenyl]amino	(2-chloro-6-methyl-4-pyridinyl) carbonyl	588.9 (M+H) <sup>+</sup>
45	[4-[(2-methylquinolinyl-oxy)methyl]phenyl]amino	4-pyridinyl carbonyl	540.4 (M+H) <sup>+</sup>
46	[4-[(2-methylquinolinyl-oxy)methyl]phenyl]amino	4-quinolinyl carbonyl	590.5 (M+H) <sup>+</sup>
47	[4-[(2-methylquinolinyl-oxy)methyl]phenyl]amino	2-quinolinyl carbonyl	590.5 (M+H) <sup>+</sup>
48	[4-[(2-methylquinolinyl-oxy)methyl]phenyl]amino	benzoyl	539.4 (M+H) <sup>+</sup>
49	[4-[(2-methylquinolinyl-oxy)methyl]phenyl]amino	4-methylsulfonyl benzoyl	617.5 (M+H) <sup>+</sup>
50	[4-[(2-methylquinolinyl-oxy)methyl]phenyl]amino	4-chlorobenzoyl	573.9 (M+H) <sup>+</sup>
51	[4-[(2-methylquinolinyl-oxy)methyl]phenyl]amino	4-cyanobenzoyl	564.4 (M+H) <sup>+</sup>
52	[4-[(2-methylquinolinyl-oxy)methyl]phenyl]amino	4-methoxybenzoyl	569.4 (M+H) <sup>+</sup>
53	[4-[(2-methylquinolinyl-oxy)methyl]phenyl]amino	3-methoxybenzoyl	569.4 (M+H) <sup>+</sup>
54	[4-[(2-methylquinolinyl-oxy)methyl]phenyl]amino	5-nitro-2-pyridinyl	557.4 (M+H) <sup>+</sup>
55	[4-[(2-methylquinolinyl-oxy)methyl]phenyl]amino	methylsulfonyl	513.3 (M+H) <sup>+</sup>
56	[4-[(2-methylquinolinyl-oxy)methyl]phenyl]amino	(1-methyl-4-imidazolyl) sulfonyl	579.4 (M+H) <sup>+</sup>
57	[4-[(2-methylquinolinyl-oxy)methyl]phenyl]amino	2-thiophene sulfonyl	581.5 (M+H) <sup>+</sup>
58	[4-[(2-methylquinolinyl-oxy)methyl]phenyl]amino	Tert-butylamino carbonyl	534.4 (M+H) <sup>+</sup>
59	[4-[(4-quinolinyl-	Tert-	505

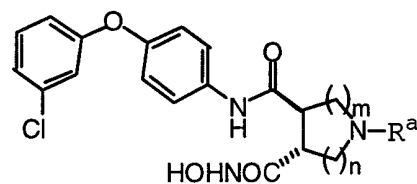
	oxy)methyl]phenyl]amino	butoxycarbonyl	(M-H) <sup>-</sup>
60	[4-[(4-quinolinyl- oxy)methyl]phenyl]amino	H	407 (M+H) <sup>+</sup>
61	[4-[(2,6-dichloro-4- pyridinyl)methoxy]phenyl]amino	<i>Tert</i> - butoxycarbonyl	525 (M-H) <sup>-</sup>
62	[4-[(2,6-dichloro-4- pyridinyl)methoxy]phenyl]amino	H	427 (M+H) <sup>+</sup>
63	[4-[(4-quinolinyl- oxy)methyl]phenyl]amino	H	421.2 (M+H) <sup>+</sup>
64	[4-[(4-quinolinyl- oxy)methyl]phenyl]amino	methyl	435.2 (M+H) <sup>+</sup>
65	[4-[(2-methyl-4-quinolinyl- methyl)oxy]phenyl]amino	H	435.2 (M+H) <sup>+</sup>
66	[4-[(2-methyl-4-quinolinyl- methyl)oxy]phenyl]amino	methyl	449.3 (M+H) <sup>+</sup>
67	[4-[(2-methyl-4-quinolinyl- methyl)oxy]phenyl]amino	ethyl	463.3 (M+H) <sup>+</sup>
68	[4-[(2-methyl-4-quinolinyl- methyl)oxy]phenyl]amino	cyclopropylmethyl	489.3 (M+H) <sup>+</sup>
69	[4-[(2-methyl-4-quinolinyl- methyl)oxy]phenyl]amino	2-thiazolemethyl	532.2 (M+H) <sup>+</sup>
70	4-[(2-methyl-4-quinolinyl- methyl)oxy]piperidinyl	methyl	441.4 (M+H) <sup>+</sup>
71	4-[(4-quinolinyl- oxy)methyl]piperidinyl	methyl	427.2 (M+H) <sup>+</sup>
72	4-[(2-methyl-4-quinolinyl- oxy)methyl]piperidinyl	methyl	441.4 (M+H) <sup>+</sup>
73	4-[(2-trifluoromethyl-4- quinolinyl)oxy)methyl]piperidinyl	methyl	495.4 (M+H) <sup>+</sup>
74	4-phenylpiperidinyl	H	332.2 (M+H) <sup>+</sup>
75	4-phenylpiperidinyl	ethyl	360.2 (M+H) <sup>+</sup>
76	4-(2-methoxyphenyl)piperidinyl	methyl	376.2 (M+H) <sup>+</sup>
77	4-(2-trifluoromethylphenyl) piperidinyl	methyl	414.4 (M+H) <sup>+</sup>
78	4-(2-methylphenyl)piperidinyl	methyl	360.2 (M+H) <sup>+</sup>
79	4-(3-methoxyphenyl)piperidinyl	methyl	376.2 (M+H) <sup>+</sup>
80	4-(3-trifluoromethyl- phenyl)piperidinyl	methyl	414.4 (M+H) <sup>+</sup>

The following tables contain representative examples of the present invention. Each entry in each table is intended to be paired with each formula at the start of the table. For example, in Table 2, example 1 is intended to be paired with each of formulae **A1-X7**.

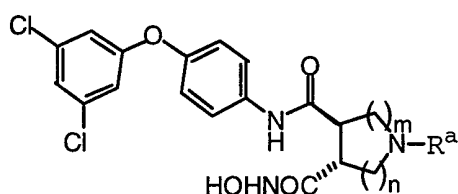
Table 2



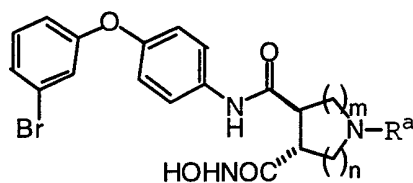
- A1** (m=0, n=2)  
**A2** (m=0, n=3)  
**A3** (m=1, n=2)  
**A4** (m=1, n=1)  
**A5** (m=2, n=0)  
**A6** (m=2, n=1)  
**A7** (m=3, n=0)



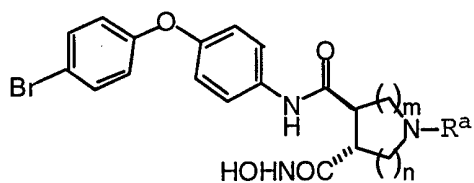
- B1** (m=0, n=2)  
**B2** (m=0, n=3)  
**B3** (m=1, n=2)  
**B4** (m=1, n=1)  
**B5** (m=2, n=0)  
**B6** (m=2, n=1)  
**B7** (m=3, n=0)



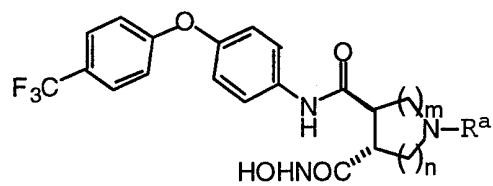
- C1** (m=0, n=2)  
**C2** (m=0, n=3)  
**C3** (m=1, n=2)  
**C4** (m=1, n=1)  
**C5** (m=2, n=0)  
**C6** (m=2, n=1)  
**C7** (m=3, n=0)



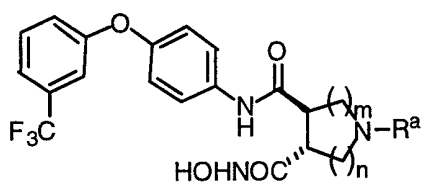
- D1** (m=0, n=2)  
**D2** (m=0, n=3)  
**D3** (m=1, n=2)  
**D4** (m=1, n=1)  
**D5** (m=2, n=0)  
**D6** (m=2, n=1)  
**D7** (m=3, n=0)



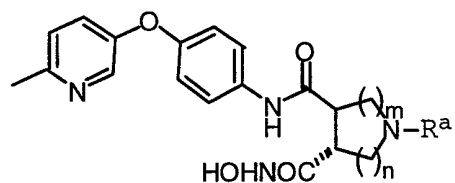
- E1** (m=0, n=2)  
**E2** (m=0, n=3)  
**E3** (m=1, n=2)  
**E4** (m=1, n=1)  
**E5** (m=2, n=0)  
**E6** (m=2, n=1)  
**E7** (m=3, n=0)



- F1** (m=0, n=2)  
**F2** (m=0, n=3)  
**F3** (m=1, n=2)  
**F4** (m=1, n=1)  
**F5** (m=2, n=0)  
**F6** (m=2, n=1)  
**F7** (m=3, n=0)

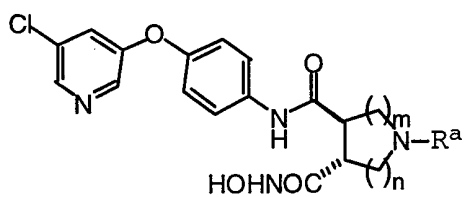


- G1** (m=0, n=2)  
**G2** (m=0, n=3)  
**G3** (m=1, n=2)  
**G4** (m=1, n=1)  
**G5** (m=2, n=0)  
**G6** (m=2, n=1)  
**G7** (m=3, n=0)

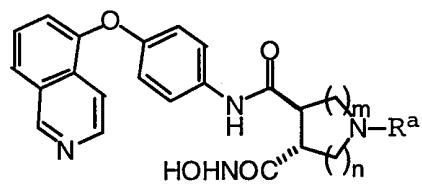


- H1** (m=0, n=2)  
**H2** (m=0, n=3)  
**H3** (m=1, n=2)  
**H4** (m=1, n=1)  
**H5** (m=2, n=0)  
**H6** (m=2, n=1)  
**H7** (m=3, n=0)

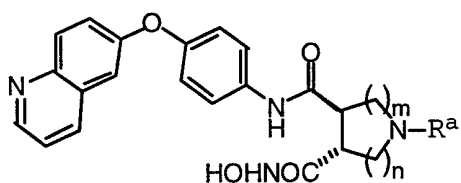




- I1** (m=0, n=2)  
**I2** (m=0, n=3)  
**I3** (m=1, n=2)  
**I4** (m=1, n=1)  
**I5** (m=2, n=0)  
**I6** (m=2, n=1)  
**I7** (m=3, n=0)



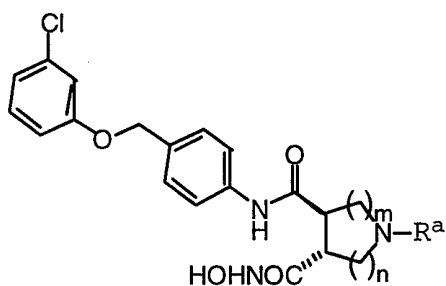
- J1** (m=0, n=2)  
**J2** (m=0, n=3)  
**J3** (m=1, n=2)  
**J4** (m=1, n=1)  
**J5** (m=2, n=0)  
**J6** (m=2, n=1)  
**J7** (m=3, n=0)



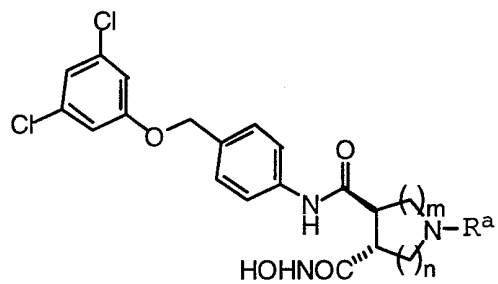
- K1** (m=0, n=2)  
**K2** (m=0, n=3)  
**K3** (m=1, n=2)  
**K4** (m=1, n=1)  
**K5** (m=2, n=0)  
**K6** (m=2, n=1)  
**K7** (m=3, n=0)



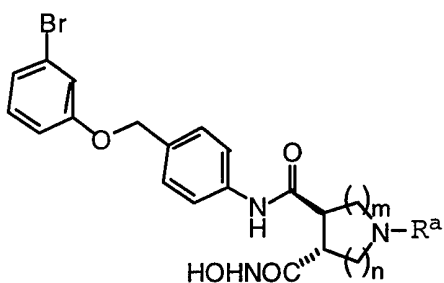
- L1** (m=0, n=2)  
**L2** (m=0, n=3)  
**L3** (m=1, n=2)  
**L4** (m=1, n=1)  
**L5** (m=2, n=0)  
**L6** (m=2, n=1)  
**L7** (m=3, n=0)



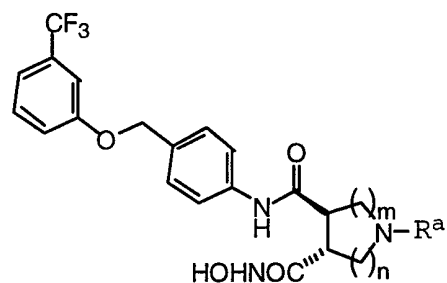
- M1** (m=0, n=2)  
**M2** (m=0, n=3)  
**M3** (m=1, n=2)  
**M4** (m=1, n=1)  
**M5** (m=2, n=0)  
**M6** (m=2, n=1)  
**M7** (m=3, n=0)



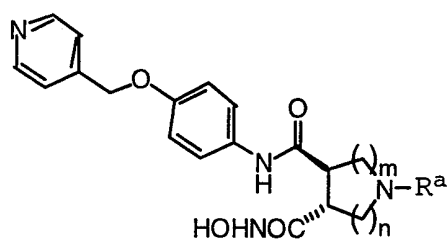
- N1** (m=0, n=2)  
**N2** (m=0, n=3)  
**N3** (m=1, n=2)  
**N4** (m=1, n=1)  
**N5** (m=2, n=0)  
**N6** (m=2, n=1)  
**N7** (m=3, n=0)



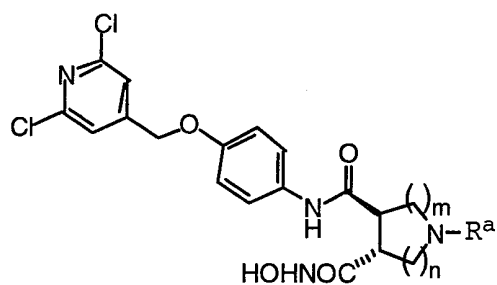
- O1** (m=0, n=2)  
**O2** (m=0, n=3)  
**O3** (m=1, n=2)  
**O4** (m=1, n=1)  
**O5** (m=2, n=0)  
**O6** (m=2, n=1)  
**O7** (m=3, n=0)



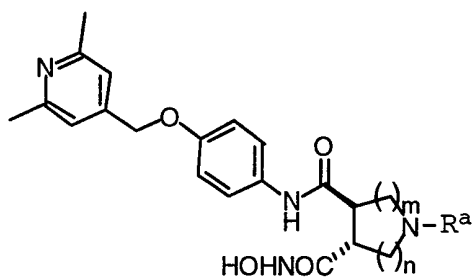
- P1** (m=0, n=2)  
**P2** (m=0, n=3)  
**P3** (m=1, n=2)  
**P4** (m=1, n=1)  
**P5** (m=2, n=0)  
**P6** (m=2, n=1)  
**P7** (m=3, n=0)



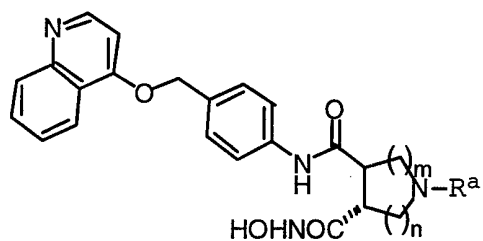
- Q1** ( $m=0$ ,  $n=2$ )  
**Q2** ( $m=0$ ,  $n=3$ )  
**Q3** ( $m=1$ ,  $n=2$ )  
**Q4** ( $m=1$ ,  $n=1$ )  
**Q5** ( $m=2$ ,  $n=0$ )  
**Q6** ( $m=2$ ,  $n=1$ )  
**Q7** ( $m=3$ ,  $n=0$ )



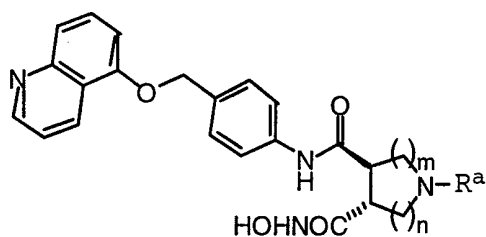
- R1** ( $m=0$ ,  $n=2$ )  
**R2** ( $m=0$ ,  $n=3$ )  
**R3** ( $m=1$ ,  $n=2$ )  
**R4** ( $m=1$ ,  $n=1$ )  
**R5** ( $m=2$ ,  $n=0$ )  
**R6** ( $m=2$ ,  $n=1$ )  
**R7** ( $m=3$ ,  $n=0$ )



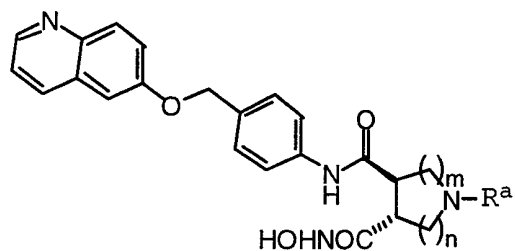
- S1** ( $m=0$ ,  $n=2$ )  
**S2** ( $m=0$ ,  $n=3$ )  
**S3** ( $m=1$ ,  $n=2$ )  
**S4** ( $m=1$ ,  $n=1$ )  
**S5** ( $m=2$ ,  $n=0$ )  
**S6** ( $m=2$ ,  $n=1$ )  
**S7** ( $m=3$ ,  $n=0$ )



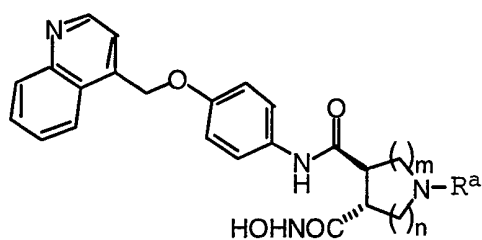
- T1** ( $m=0$ ,  $n=2$ )  
**T2** ( $m=0$ ,  $n=3$ )  
**T3** ( $m=1$ ,  $n=2$ )  
**T4** ( $m=1$ ,  $n=1$ )  
**T5** ( $m=2$ ,  $n=0$ )  
**T6** ( $m=2$ ,  $n=1$ )  
**T7** ( $m=3$ ,  $n=0$ )



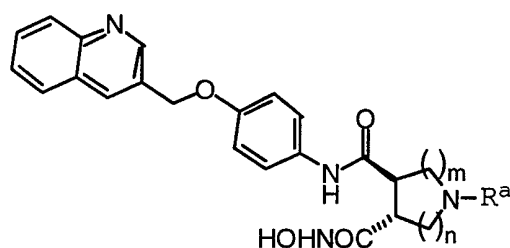
**U1** (m=0, n=2)  
**U2** (m=0, n=3)  
**U3** (m=1, n=2)  
**U4** (m=1, n=1)  
**U5** (m=2, n=0)  
**U6** (m=2, n=1)  
**U7** (m=3, n=0)



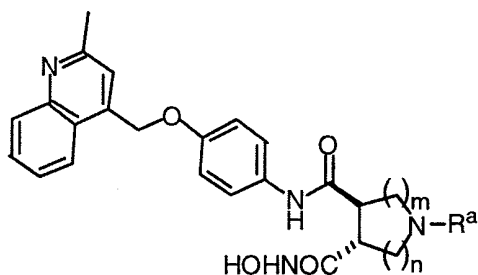
**V1** (m=0, n=2)  
**V2** (m=0, n=3)  
**V3** (m=1, n=2)  
**V4** (m=1, n=1)  
**V5** (m=2, n=0)  
**V6** (m=2, n=1)  
**V7** (m=3, n=0)



**W1** (m=0, n=2)  
**W2** (m=0, n=3)  
**W3** (m=1, n=2)  
**W4** (m=1, n=1)  
**W5** (m=2, n=0)  
**W6** (m=2, n=1)  
**W7** (m=3, n=0)



**X1** (m=0, n=2)  
**X2** (m=0, n=3)  
**X3** (m=1, n=2)  
**X4** (m=1, n=1)  
**X5** (m=2, n=0)  
**X6** (m=2, n=1)  
**X7** (m=3, n=0)



**Y1** (m=0, n=2)  
**Y2** (m=0, n=3)  
**Y3** (m=1, n=2)  
**Y4** (m=1, n=1)  
**Y5** (m=2, n=0)  
**Y6** (m=2, n=1)  
**Y7** (m=3, n=0)

Ex #	R <sup>a</sup>
1	methyl
2	ethyl

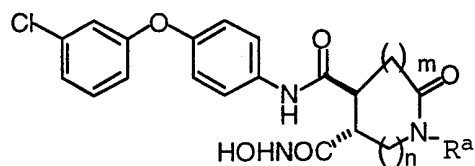
	3	propyl
	4	butyl
	5	pentyl
	6	hexyl
5	7	isopropyl
	8	isobutyl
	9	3-methylbutyl
	10	4-methylpentyl
	11	neopentyl
10	12	cyclopropanemethyl
	13	cyclopentanemethyl
	14	cyclohexanemethyl
	15	cyclopropyl
	16	cyclopentyl
15	17	cyclohexyl
	18	benzyl
	19	4-fluorobenzyl
	20	4-chlorobenzyl
	21	2-picolyl
20	22	3-picolyl
	23	4-picolyl
	24	2-pyridinyl
	25	4-pyridinyl
	26	methyloxycarbonyl
25	27	ethyloxycarbonyl
	28	propyloxycarbonyl
	29	butyloxycarbonyl
	30	pentyloxycarbonyl
	31	hexyloxycarbonyl
30	32	isopropyloxycarbonyl
	33	isobutyloxycarbonyl
	34	3-methylbutyloxycarbonyl
	35	cyclopropanemethyloxycarbonyl
	36	cyclopentanemethyloxycarbonyl
35	37	cyclohexanemethyloxycarbonyl
	38	benzyloxycarbonyl
	39	2-picolyloxycarbonyl
	40	3-picolyloxycarbonyl

	41	4-picolylloxycarbonyl
	42	2-thiazolylmethyloxycarbonyl
	43	methanesulfonyl
	44	ethanesulfonyl
5	45	propanesulfonyl
	46	butanesulfonyl
	47	benzenesulfonyl
	48	p-toluenesulfonyl
	49	o-toluenesulfonyl
10	50	m-toluenesulfonyl
	51	p-methoxybenzenesulfonyl
	52	2-thiophenesulfonyl
	53	3,5-dimethyl-4-isoxazolesulfonyl
	54	2,5-dimethyl-4-thiazolesulfonyl
15	55	acetyl
	56	propionyl
	57	butyryl
	58	valeryl
	59	t-butylacetyl
20	60	cyclopropylacetyl
	61	cyclopentylacetyl
	62	cyclohexylacetyl
	63	phenylacetyl
	64	2-pyridylacetyl
25	65	3-pyridylacetyl
	66	4-pyridylacetyl
	67	$\alpha,\alpha$ -dimethylphenylacetyl
	68	1-phenyl-1-cyclopropanecarbonyl
	69	benzoyl
30	70	2-pyridinecarbonyl
	71	2-quinolinecarbonyl
	72	3-quinolinecarbonyl
	73	4-quinolinecarbonyl
	74	2-thiazolecarbonyl
35	75	2-furoyl
	76	2-imidazolecarbonyl

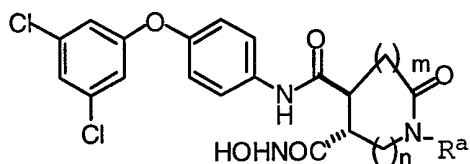
Table 3



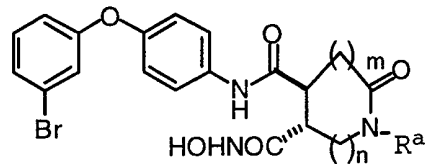
- A1** (m=0, n=1)  
**A2** (m=0, n=2)  
**A3** (m=0, n=3)  
**A4** (m=1, n=0)  
**A5** (m=1, n=1)  
**A6** (m=1, n=2)  
**A7** (m=2, n=0)  
**A8** (m=2, n=1)  
**A9** (m=3, n=0)



- B1** (m=0, n=1)  
**B2** (m=0, n=2)  
**B3** (m=0, n=3)  
**B4** (m=1, n=0)  
**B5** (m=1, n=1)  
**B6** (m=1, n=2)  
**B7** (m=2, n=0)  
**B8** (m=2, n=1)  
**B9** (m=3, n=0)



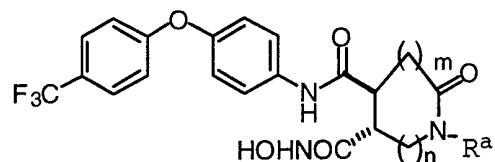
- C1** (m=0, n=1)  
**C2** (m=0, n=2)  
**C3** (m=0, n=3)  
**C4** (m=1, n=0)  
**C5** (m=1, n=1)  
**C6** (m=1, n=2)  
**C7** (m=2, n=0)  
**C8** (m=2, n=1)  
**C9** (m=3, n=0)



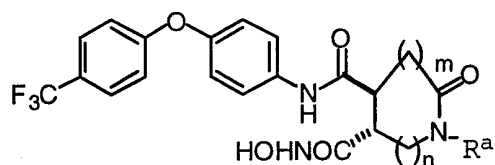
- D1** (m=0, n=1)  
**D2** (m=0, n=2)  
**D3** (m=0, n=3)  
**D4** (m=1, n=0)  
**D5** (m=1, n=1)  
**D6** (m=1, n=2)  
**D7** (m=2, n=0)  
**D8** (m=2, n=1)  
**D9** (m=3, n=0)



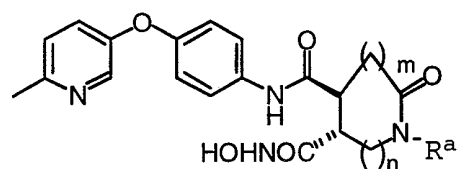
- E1** (m=0, n=1)  
**E2** (m=0, n=2)  
**E3** (m=0, n=3)  
**E4** (m=1, n=0)  
**E5** (m=1, n=1)  
**E6** (m=1, n=2)  
**E7** (m=2, n=0)  
**E8** (m=2, n=1)  
**E9** (m=3, n=0)



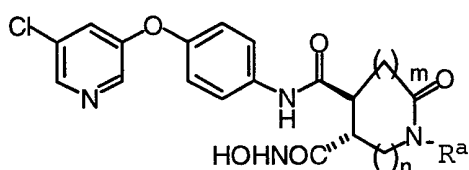
- F1** (m=0, n=1)  
**F2** (m=0, n=2)  
**F3** (m=0, n=3)  
**F4** (m=1, n=0)  
**F5** (m=1, n=1)  
**F6** (m=1, n=2)  
**F7** (m=2, n=0)  
**F8** (m=2, n=1)  
**F9** (m=3, n=0)



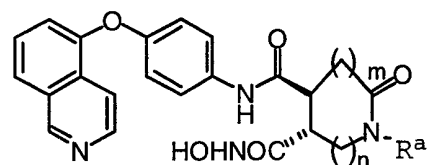
- G1** ( $m=0$ ,  $n=1$ )  
**G2** ( $m=0$ ,  $n=2$ )  
**G3** ( $m=0$ ,  $n=3$ )  
**G4** ( $m=1$ ,  $n=0$ )  
**G5** ( $m=1$ ,  $n=1$ )  
**G6** ( $m=1$ ,  $n=2$ )  
**G7** ( $m=2$ ,  $n=0$ )  
**G8** ( $m=2$ ,  $n=1$ )  
**G9** ( $m=3$ ,  $n=0$ )



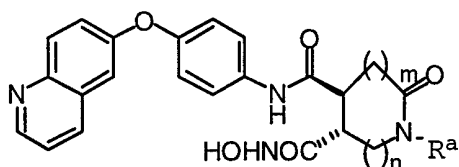
- H1** ( $m=0$ ,  $n=1$ )  
**H2** ( $m=0$ ,  $n=2$ )  
**H3** ( $m=0$ ,  $n=3$ )  
**H4** ( $m=1$ ,  $n=0$ )  
**H5** ( $m=1$ ,  $n=1$ )  
**H6** ( $m=1$ ,  $n=2$ )  
**H7** ( $m=2$ ,  $n=0$ )  
**H8** ( $m=2$ ,  $n=1$ )  
**H9** ( $m=3$ ,  $n=0$ )



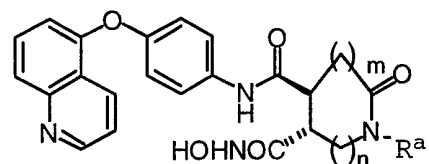
- I1** ( $m=0$ ,  $n=1$ )  
**I2** ( $m=0$ ,  $n=2$ )  
**I3** ( $m=0$ ,  $n=3$ )  
**I4** ( $m=1$ ,  $n=0$ )  
**I5** ( $m=1$ ,  $n=1$ )  
**I6** ( $m=1$ ,  $n=2$ )  
**I7** ( $m=2$ ,  $n=0$ )  
**I8** ( $m=2$ ,  $n=1$ )  
**I9** ( $m=3$ ,  $n=0$ )



- J1** ( $m=0$ ,  $n=1$ )  
**J2** ( $m=0$ ,  $n=2$ )  
**J3** ( $m=0$ ,  $n=3$ )  
**J4** ( $m=1$ ,  $n=0$ )  
**J5** ( $m=1$ ,  $n=1$ )  
**J6** ( $m=1$ ,  $n=2$ )  
**J7** ( $m=2$ ,  $n=0$ )  
**J8** ( $m=2$ ,  $n=1$ )  
**J9** ( $m=3$ ,  $n=0$ )

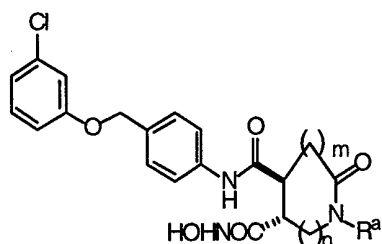


- K1** ( $m=0$ ,  $n=1$ )  
**K2** ( $m=0$ ,  $n=2$ )  
**K3** ( $m=0$ ,  $n=3$ )  
**K4** ( $m=1$ ,  $n=0$ )  
**K5** ( $m=1$ ,  $n=1$ )  
**K6** ( $m=1$ ,  $n=2$ )  
**K7** ( $m=2$ ,  $n=0$ )  
**K8** ( $m=2$ ,  $n=1$ )  
**K9** ( $m=3$ ,  $n=0$ )

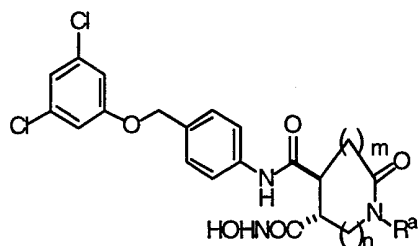


- L1** ( $m=0$ ,  $n=1$ )  
**L2** ( $m=0$ ,  $n=2$ )  
**L3** ( $m=0$ ,  $n=3$ )  
**L4** ( $m=1$ ,  $n=0$ )  
**L5** ( $m=1$ ,  $n=1$ )  
**L6** ( $m=1$ ,  $n=2$ )  
**L7** ( $m=2$ ,  $n=0$ )  
**L8** ( $m=2$ ,  $n=1$ )  
**L9** ( $m=3$ ,  $n=0$ )

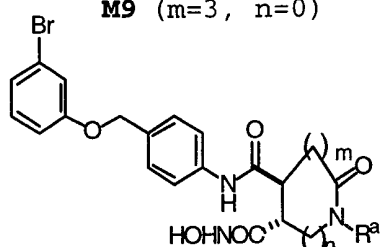




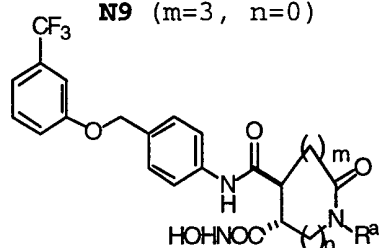
- M1** ( $m=0$ ,  $n=1$ )  
**M2** ( $m=0$ ,  $n=2$ )  
**M3** ( $m=0$ ,  $n=3$ )  
**M4** ( $m=1$ ,  $n=0$ )  
**M5** ( $m=1$ ,  $n=1$ )  
**M6** ( $m=1$ ,  $n=2$ )  
**M7** ( $m=2$ ,  $n=0$ )  
**M8** ( $m=2$ ,  $n=1$ )  
**M9** ( $m=3$ ,  $n=0$ )



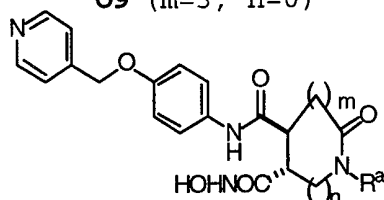
- N1** ( $m=0$ ,  $n=1$ )  
**N2** ( $m=0$ ,  $n=2$ )  
**N3** ( $m=0$ ,  $n=3$ )  
**N4** ( $m=1$ ,  $n=0$ )  
**N5** ( $m=1$ ,  $n=1$ )  
**N6** ( $m=1$ ,  $n=2$ )  
**N7** ( $m=2$ ,  $n=0$ )  
**N8** ( $m=2$ ,  $n=1$ )  
**N9** ( $m=3$ ,  $n=0$ )



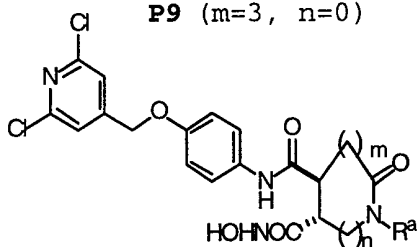
- O1** ( $m=0$ ,  $n=1$ )  
**O2** ( $m=0$ ,  $n=2$ )  
**O3** ( $m=0$ ,  $n=3$ )  
**O4** ( $m=1$ ,  $n=0$ )  
**O5** ( $m=1$ ,  $n=1$ )  
**O6** ( $m=1$ ,  $n=2$ )  
**O7** ( $m=2$ ,  $n=0$ )  
**O8** ( $m=2$ ,  $n=1$ )  
**O9** ( $m=3$ ,  $n=0$ )



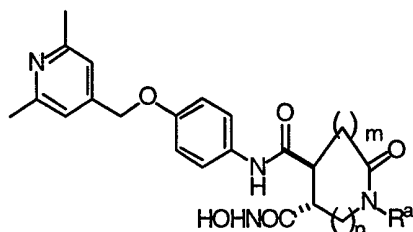
- P1** ( $m=0$ ,  $n=1$ )  
**P2** ( $m=0$ ,  $n=2$ )  
**P3** ( $m=0$ ,  $n=3$ )  
**P4** ( $m=1$ ,  $n=0$ )  
**P5** ( $m=1$ ,  $n=1$ )  
**P6** ( $m=1$ ,  $n=2$ )  
**P7** ( $m=2$ ,  $n=0$ )  
**P8** ( $m=2$ ,  $n=1$ )  
**P9** ( $m=3$ ,  $n=0$ )



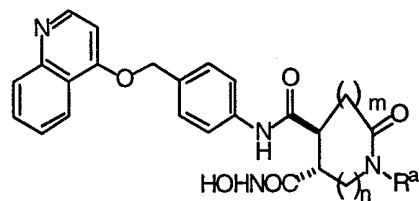
- Q1** ( $m=0$ ,  $n=1$ )  
**Q2** ( $m=0$ ,  $n=2$ )  
**Q3** ( $m=0$ ,  $n=3$ )  
**Q4** ( $m=1$ ,  $n=0$ )  
**Q5** ( $m=1$ ,  $n=1$ )  
**Q6** ( $m=1$ ,  $n=2$ )  
**Q7** ( $m=2$ ,  $n=0$ )  
**Q8** ( $m=2$ ,  $n=1$ )  
**Q9** ( $m=3$ ,  $n=0$ )



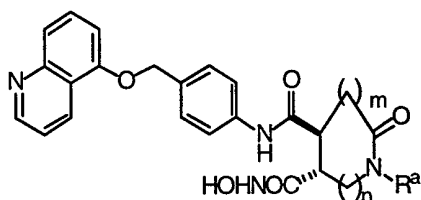
- R1** ( $m=0$ ,  $n=1$ )  
**R2** ( $m=0$ ,  $n=2$ )  
**R3** ( $m=0$ ,  $n=3$ )  
**R4** ( $m=1$ ,  $n=0$ )  
**R5** ( $m=1$ ,  $n=1$ )  
**R6** ( $m=1$ ,  $n=2$ )  
**R7** ( $m=2$ ,  $n=0$ )  
**R8** ( $m=2$ ,  $n=1$ )  
**R9** ( $m=3$ ,  $n=0$ )



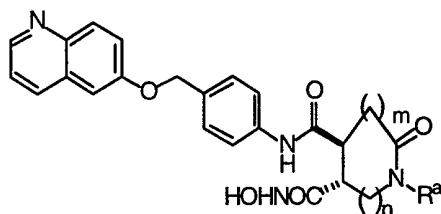
- S1** (m=0, n=1)  
**S2** (m=0, n=2)  
**S3** (m=0, n=3)  
**S4** (m=1, n=0)  
**S5** (m=1, n=1)  
**S6** (m=1, n=2)  
**S7** (m=2, n=0)  
**S8** (m=2, n=1)  
**S9** (m=3, n=0)



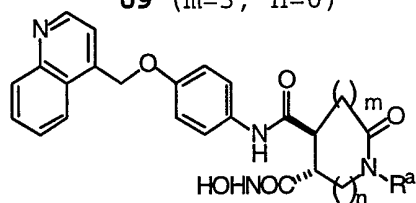
- T1** (m=0, n=1)  
**T2** (m=0, n=2)  
**T3** (m=0, n=3)  
**T4** (m=1, n=0)  
**T5** (m=1, n=1)  
**T6** (m=1, n=2)  
**T7** (m=2, n=0)  
**T8** (m=2, n=1)  
**T9** (m=3, n=0)



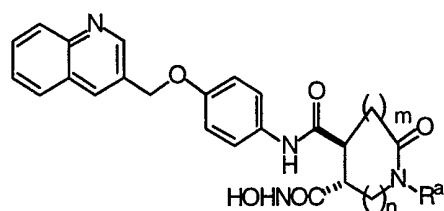
- U1** (m=0, n=1)  
**U2** (m=0, n=2)  
**U3** (m=0, n=3)  
**U4** (m=1, n=0)  
**U5** (m=1, n=1)  
**U6** (m=1, n=2)  
**U7** (m=2, n=0)  
**U8** (m=2, n=1)  
**U9** (m=3, n=0)



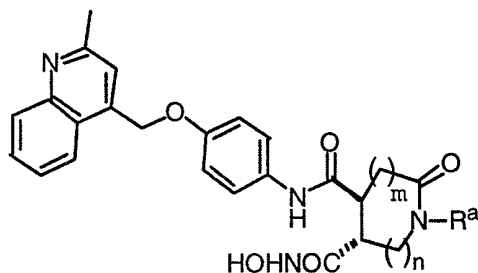
- V1** (m=0, n=1)  
**V2** (m=0, n=2)  
**V3** (m=0, n=3)  
**V4** (m=1, n=0)  
**V5** (m=1, n=1)  
**V6** (m=1, n=2)  
**V7** (m=2, n=0)  
**V8** (m=2, n=1)  
**V9** (m=3, n=0)



- W1** (m=0, n=1)  
**W2** (m=0, n=2)  
**W3** (m=0, n=3)  
**W4** (m=1, n=0)  
**W5** (m=1, n=1)  
**W6** (m=1, n=2)  
**W7** (m=2, n=0)  
**W8** (m=2, n=1)  
**W9** (m=3, n=0)



- X1** (m=0, n=1)  
**X2** (m=0, n=2)  
**X3** (m=0, n=3)  
**X4** (m=1, n=0)  
**X5** (m=1, n=1)  
**X6** (m=1, n=2)  
**X7** (m=2, n=0)  
**X8** (m=2, n=1)  
**X9** (m=3, n=0)



**Y1** (m=0, n=2)

**Y2** (m=0, n=3)

**Y3** (m=1, n=2)

**Y4** (m=1, n=1)

**Y5** (m=2, n=0)

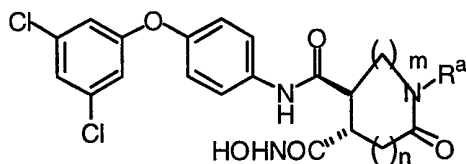
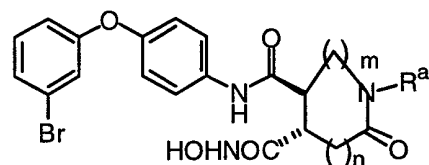
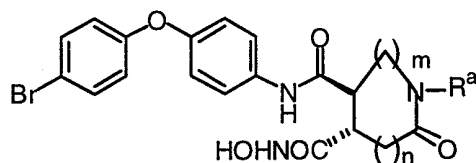
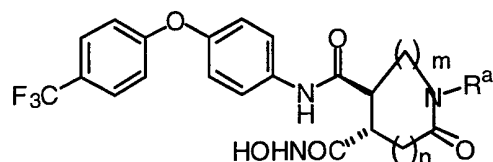
**Y6** (m=2, n=1)

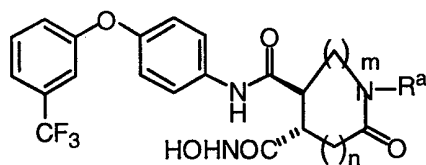
**Y7** (m=3, n=0)

	<b>Ex #</b>	<b>R<sup>a</sup></b>
	1	methyl
	2	ethyl
5	3	propyl
	4	butyl
	5	pentyl
	6	hexyl
	7	isopropyl
10	8	isobutyl
	9	3-methylbutyl
	10	4-methylpentyl
	11	neopentyl
	12	cyclopropanemethyl
15	13	cyclopentanemethyl
	14	cyclohexanemethyl
	15	t-butylethyl
	16	cyclopropaneethyl
	17	benzyl
20	18	2-methylbenzyl
	19	3-methylbenzyl
	20	4-methylbenzyl
	21	2-fluorobenzyl
	22	3-fluorobenzyl
25	23	4-fluorobenzyl
	24	2-chlorobenzyl
	25	3-chlorobenzyl

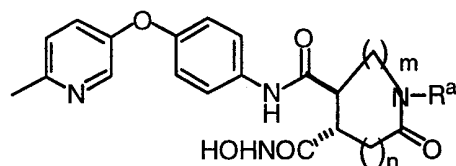
	26	4-chlorobenzyl
	27	2-picolyl
	28	3-picolyl
	29	4-picolyl
5	30	2-thiazolemethyl
	31	2-thiophenemethyl
	32	2-furfuryl
	33	phenethyl

Table 4

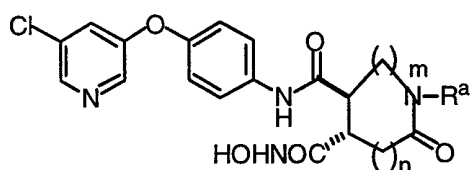
**A1** ( $m=0$ ,  $n=1$ )**A2** ( $m=0$ ,  $n=2$ )**A3** ( $m=0$ ,  $n=3$ )**A4** ( $m=1$ ,  $n=0$ )**A5** ( $m=1$ ,  $n=1$ )**A6** ( $m=1$ ,  $n=2$ )**A7** ( $m=2$ ,  $n=0$ )**A8** ( $m=2$ ,  $n=1$ )**A9** ( $m=3$ ,  $n=0$ )**B1** ( $m=0$ ,  $n=1$ )**B2** ( $m=0$ ,  $n=2$ )**B3** ( $m=0$ ,  $n=3$ )**B4** ( $m=1$ ,  $n=0$ )**B5** ( $m=1$ ,  $n=1$ )**B6** ( $m=1$ ,  $n=2$ )**B7** ( $m=2$ ,  $n=0$ )**B8** ( $m=2$ ,  $n=1$ )**B9** ( $m=3$ ,  $n=0$ )**C1** ( $m=0$ ,  $n=1$ )**C2** ( $m=0$ ,  $n=2$ )**C3** ( $m=0$ ,  $n=3$ )**C4** ( $m=1$ ,  $n=0$ )**C5** ( $m=1$ ,  $n=1$ )**C6** ( $m=1$ ,  $n=2$ )**C7** ( $m=2$ ,  $n=0$ )**C8** ( $m=2$ ,  $n=1$ )**C9** ( $m=3$ ,  $n=0$ )**D1** ( $m=0$ ,  $n=1$ )**D2** ( $m=0$ ,  $n=2$ )**D3** ( $m=0$ ,  $n=3$ )**D4** ( $m=1$ ,  $n=0$ )**D5** ( $m=1$ ,  $n=1$ )**D6** ( $m=1$ ,  $n=2$ )**D7** ( $m=2$ ,  $n=0$ )**D8** ( $m=2$ ,  $n=1$ )**D9** ( $m=3$ ,  $n=0$ )**E1** ( $m=0$ ,  $n=1$ )**E2** ( $m=0$ ,  $n=2$ )**E3** ( $m=0$ ,  $n=3$ )**E4** ( $m=1$ ,  $n=0$ )**E5** ( $m=1$ ,  $n=1$ )**E6** ( $m=1$ ,  $n=2$ )**E7** ( $m=2$ ,  $n=0$ )**E8** ( $m=2$ ,  $n=1$ )**E9** ( $m=3$ ,  $n=0$ )**F1** ( $m=0$ ,  $n=1$ )**F2** ( $m=0$ ,  $n=2$ )**F3** ( $m=0$ ,  $n=3$ )**F4** ( $m=1$ ,  $n=0$ )**F5** ( $m=1$ ,  $n=1$ )**F6** ( $m=1$ ,  $n=2$ )**F7** ( $m=2$ ,  $n=0$ )**F8** ( $m=2$ ,  $n=1$ )**F9** ( $m=3$ ,  $n=0$ )



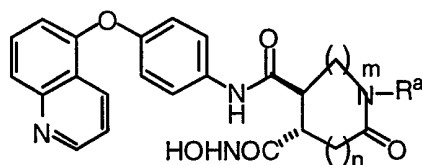
- G1** (m=0, n=1)  
**G2** (m=0, n=2)  
**G3** (m=0, n=3)  
**G4** (m=1, n=0)  
**G5** (m=1, n=1)  
**G6** (m=1, n=2)  
**G7** (m=2, n=0)  
**G8** (m=2, n=1)  
**G9** (m=3, n=0)



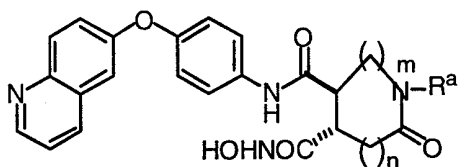
- H1** (m=0, n=1)  
**H2** (m=0, n=2)  
**H3** (m=0, n=3)  
**H4** (m=1, n=0)  
**H5** (m=1, n=1)  
**H6** (m=1, n=2)  
**H7** (m=2, n=0)  
**H8** (m=2, n=1)  
**H9** (m=3, n=0)



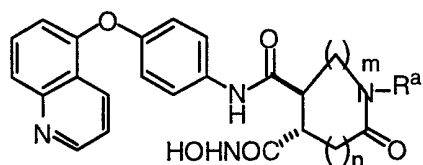
- I1** (m=0, n=1)  
**I2** (m=0, n=2)  
**I3** (m=0, n=3)  
**I4** (m=1, n=0)  
**I5** (m=1, n=1)  
**I6** (m=1, n=2)  
**I7** (m=2, n=0)  
**I8** (m=2, n=1)  
**I9** (m=3, n=0)



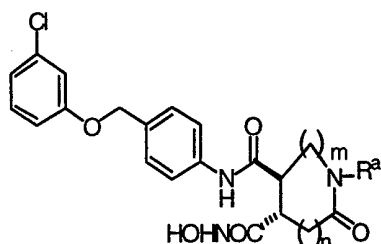
- J1** (m=0, n=1)  
**J2** (m=0, n=2)  
**J3** (m=0, n=3)  
**J4** (m=1, n=0)  
**J5** (m=1, n=1)  
**J6** (m=1, n=2)  
**J7** (m=2, n=0)  
**J8** (m=2, n=1)  
**J9** (m=3, n=0)



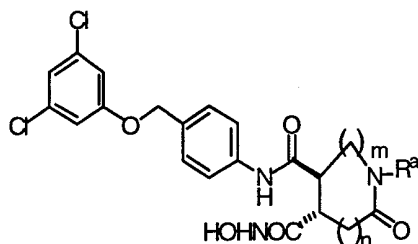
- K1** (m=0, n=1)  
**K2** (m=0, n=2)  
**K3** (m=0, n=3)  
**K4** (m=1, n=0)  
**K5** (m=1, n=1)  
**K6** (m=1, n=2)  
**K7** (m=2, n=0)  
**K8** (m=2, n=1)  
**K9** (m=3, n=0)



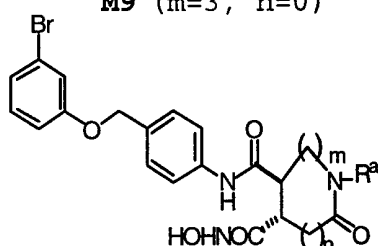
- L1** (m=0, n=1)  
**L2** (m=0, n=2)  
**L3** (m=0, n=3)  
**L4** (m=1, n=0)  
**L5** (m=1, n=1)  
**L6** (m=1, n=2)  
**L7** (m=2, n=0)  
**L8** (m=2, n=1)  
**L9** (m=3, n=0)



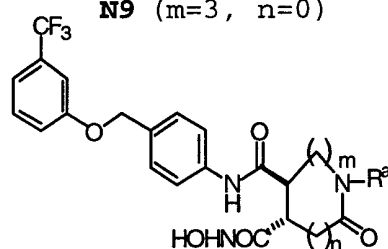
**M1** (m=0, n=1)  
**M2** (m=0, n=2)  
**M3** (m=0, n=3)  
**M4** (m=1, n=0)  
**M5** (m=1, n=1)  
**M6** (m=1, n=2)  
**M7** (m=2, n=0)  
**M8** (m=2, n=1)  
**M9** (m=3, n=0)



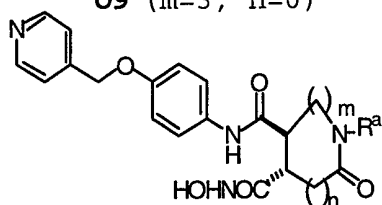
**N1** (m=0, n=1)  
**N2** (m=0, n=2)  
**N3** (m=0, n=3)  
**N4** (m=1, n=0)  
**N5** (m=1, n=1)  
**N6** (m=1, n=2)  
**N7** (m=2, n=0)  
**N8** (m=2, n=1)  
**N9** (m=3, n=0)



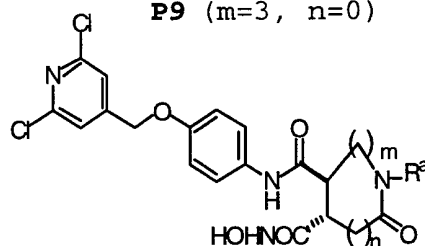
**O1** (m=0, n=1)  
**O2** (m=0, n=2)  
**O3** (m=0, n=3)  
**O4** (m=1, n=0)  
**O5** (m=1, n=1)  
**O6** (m=1, n=2)  
**O7** (m=2, n=0)  
**O8** (m=2, n=1)  
**O9** (m=3, n=0)



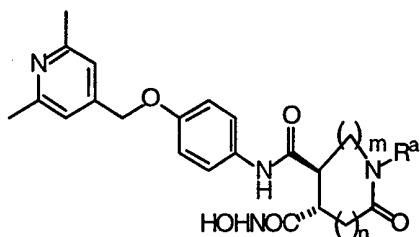
**P1** (m=0, n=1)  
**P2** (m=0, n=2)  
**P3** (m=0, n=3)  
**P4** (m=1, n=0)  
**P5** (m=1, n=1)  
**P6** (m=1, n=2)  
**P7** (m=2, n=0)  
**P8** (m=2, n=1)  
**P9** (m=3, n=0)



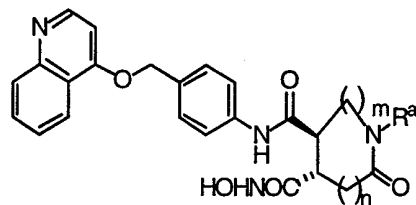
**Q1** (m=0, n=1)  
**Q2** (m=0, n=2)  
**Q3** (m=0, n=3)  
**Q4** (m=1, n=0)  
**Q5** (m=1, n=1)  
**Q6** (m=1, n=2)  
**Q7** (m=2, n=0)  
**Q8** (m=2, n=1)  
**Q9** (m=3, n=0)



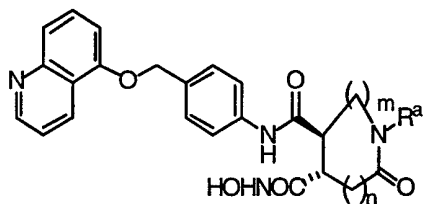
**R1** (m=0, n=1)  
**R2** (m=0, n=2)  
**R3** (m=0, n=3)  
**R4** (m=1, n=0)  
**R5** (m=1, n=1)  
**R6** (m=1, n=2)  
**R7** (m=2, n=0)  
**R8** (m=2, n=1)  
**R9** (m=3, n=0)



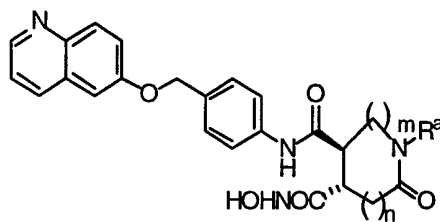
- S1** (m=0, n=1)  
**S2** (m=0, n=2)  
**S3** (m=0, n=3)  
**S4** (m=1, n=0)  
**S5** (m=1, n=1)  
**S6** (m=1, n=2)  
**S7** (m=2, n=0)  
**S8** (m=2, n=1)  
**S9** (m=3, n=0)



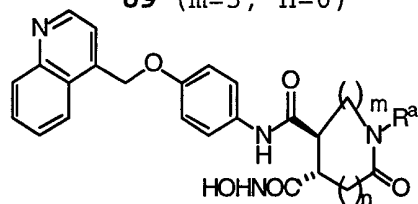
- T1** (m=0, n=1)  
**T2** (m=0, n=2)  
**T3** (m=0, n=3)  
**T4** (m=1, n=0)  
**T5** (m=1, n=1)  
**T6** (m=1, n=2)  
**T7** (m=2, n=0)  
**T8** (m=2, n=1)  
**T9** (m=3, n=0)



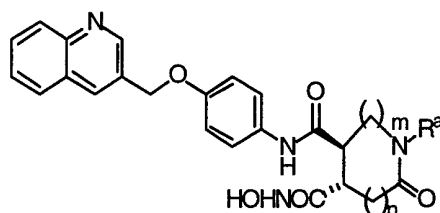
- U1** (m=0, n=1)  
**U2** (m=0, n=2)  
**U3** (m=0, n=3)  
**U4** (m=1, n=0)  
**U5** (m=1, n=1)  
**U6** (m=1, n=2)  
**U7** (m=2, n=0)  
**U8** (m=2, n=1)  
**U9** (m=3, n=0)



- V1** (m=0, n=1)  
**V2** (m=0, n=2)  
**V3** (m=0, n=3)  
**V4** (m=1, n=0)  
**V5** (m=1, n=1)  
**V6** (m=1, n=2)  
**V7** (m=2, n=0)  
**V8** (m=2, n=1)  
**V9** (m=3, n=0)

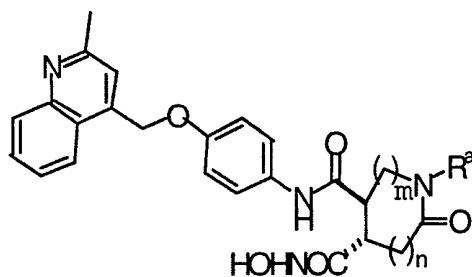


- W1** (m=0, n=1)  
**W2** (m=0, n=2)  
**W3** (m=0, n=3)  
**W4** (m=1, n=0)  
**W5** (m=1, n=1)  
**W6** (m=1, n=2)  
**W7** (m=2, n=0)  
**W8** (m=2, n=1)  
**W9** (m=3, n=0)



- X1** (m=0, n=1)  
**X2** (m=0, n=2)  
**X3** (m=0, n=3)  
**X4** (m=1, n=0)  
**X5** (m=1, n=1)  
**X6** (m=1, n=2)  
**X7** (m=2, n=0)  
**X8** (m=2, n=1)  
**X9** (m=3, n=0)



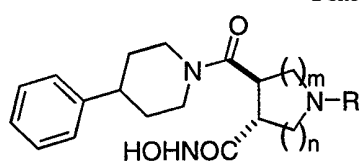


- Y1** (m=0, n=2)  
**Y2** (m=0, n=3)  
**Y3** (m=1, n=2)  
**Y4** (m=1, n=1)  
**Y5** (m=2, n=0)  
**Y6** (m=2, n=1)  
**Y7** (m=3, n=0)

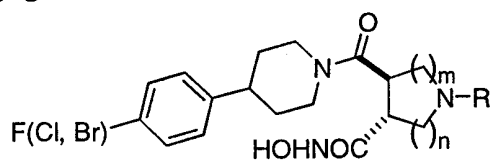
<b>Ex #</b>	<b>R<sup>a</sup></b>
5	1 methyl
	2 ethyl
	3 propyl
	4 butyl
	5 pentyl
	6 hexyl
	7 isopropyl
10	8 isobutyl
	9 3-methylbutyl
	10 4-methylpentyl
	11 neopentyl
	12 cyclopropanemethyl
15	13 cyclopentanemethyl
	14 cyclohexanemethyl
	15 t-butylethyl
	16 cyclopropaneethyl
	17 benzyl
20	18 2-methylbenzyl
	19 3-methylbenzyl
	20 4-methylbenzyl
	21 2-fluorobenzyl
	22 3-fluorobenzyl
25	23 4-fluorobenzyl
	24 2-chlorobenzyl
	25 3-chlorobenzyl

	26	4-chlorobenzyl
	27	2-picolyl
	28	3-picolyl
	29	4-picolyl
5	30	2-thiazolemethyl
	31	2-thiophenemethyl
	32	2-furfuryl
	33	phenethyl

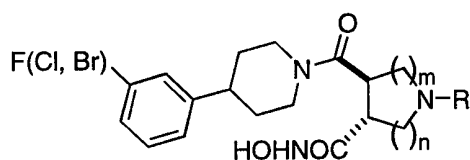
Table 5



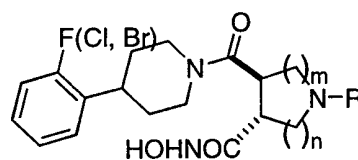
- A1** (m=0, n=2)  
**A2** (m=0, n=3)  
**A3** (m=1, n=2)  
**A4** (m=1, n=1)  
**A5** (m=2, n=0)  
**A6** (m=2, n=1)  
**A7** (m=3, n=0)



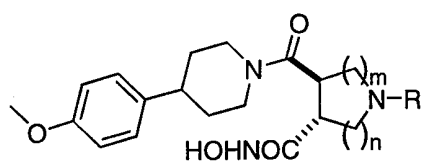
- B1** (m=0, n=2)  
**B2** (m=0, n=3)  
**B3** (m=1, n=2)  
**B4** (m=1, n=1)  
**B5** (m=2, n=0)  
**B6** (m=2, n=1)  
**B7** (m=3, n=0)



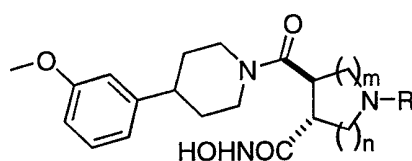
- C1** (m=0, n=2)  
**C2** (m=0, n=3)  
**C3** (m=1, n=2)  
**C4** (m=1, n=1)  
**C5** (m=2, n=0)  
**C6** (m=2, n=1)  
**C7** (m=3, n=0)



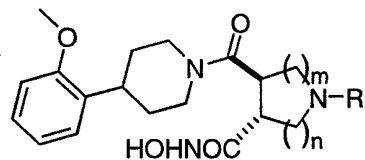
- D1** (m=0, n=2)  
**D2** (m=0, n=3)  
**D3** (m=1, n=2)  
**D4** (m=1, n=1)  
**D5** (m=2, n=0)  
**D6** (m=2, n=1)  
**D7** (m=3, n=0)



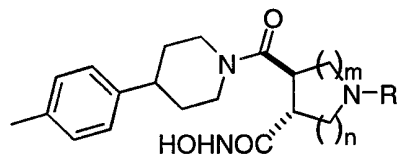
- E1** (m=0, n=2)  
**E2** (m=0, n=3)  
**E3** (m=1, n=2)  
**E4** (m=1, n=1)  
**E5** (m=2, n=0)  
**E6** (m=2, n=1)  
**E7** (m=3, n=0)



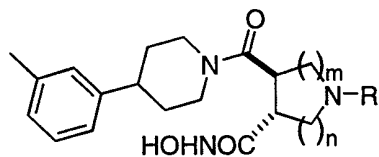
- F1** (m=0, n=2)  
**F2** (m=0, n=3)  
**F3** (m=1, n=2)  
**F4** (m=1, n=1)  
**F5** (m=2, n=0)  
**F6** (m=2, n=1)  
**F7** (m=3, n=0)



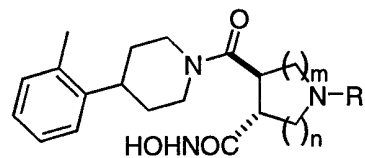
- G1** (m=0, n=2)  
**G2** (m=0, n=3)  
**G3** (m=1, n=2)  
**G4** (m=1, n=1)  
**G5** (m=2, n=0)  
**G6** (m=2, n=1)  
**G7** (m=3, n=0)



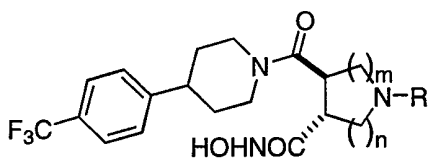
- H1** (m=0, n=2)  
**H2** (m=0, n=3)  
**H3** (m=1, n=2)  
**H4** (m=1, n=1)  
**H5** (m=2, n=0)  
**H6** (m=2, n=1)  
**H7** (m=3, n=0)



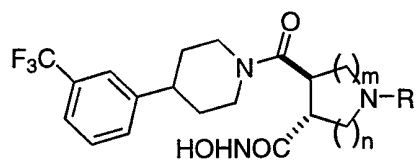
- I1** (m=0, n=2)  
**I2** (m=0, n=3)  
**I3** (m=1, n=2)  
**I4** (m=1, n=1)  
**I5** (m=2, n=0)  
**I6** (m=2, n=1)  
**I7** (m=3, n=0)



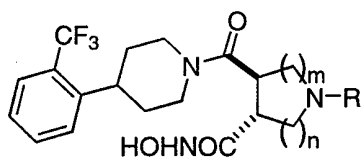
- J1** (m=0, n=2)  
**J2** (m=0, n=3)  
**J3** (m=1, n=2)  
**J4** (m=1, n=1)  
**J5** (m=2, n=0)  
**J6** (m=2, n=1)  
**J7** (m=3, n=0)



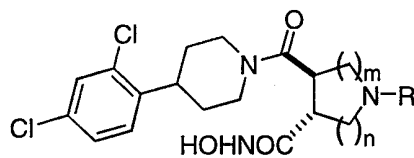
- K1** (m=0, n=2)  
**K2** (m=0, n=3)  
**K3** (m=1, n=2)  
**K4** (m=1, n=1)  
**K5** (m=2, n=0)  
**K6** (m=2, n=1)  
**K7** (m=3, n=0)



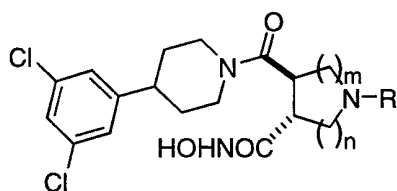
- L1** (m=0, n=2)  
**L2** (m=0, n=3)  
**L3** (m=1, n=2)  
**L4** (m=1, n=1)  
**L5** (m=2, n=0)  
**L6** (m=2, n=1)  
**L7** (m=3, n=0)



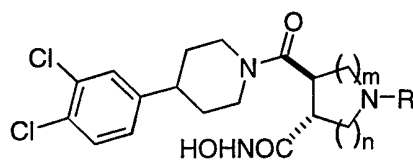
- M1** (m=0, n=2)  
**M2** (m=0, n=3)  
**M3** (m=1, n=2)  
**M4** (m=1, n=1)  
**M5** (m=2, n=0)  
**M6** (m=2, n=1)  
**M7** (m=3, n=0)



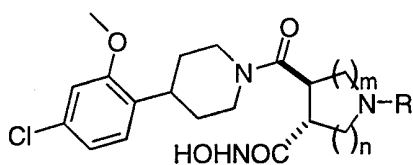
- N1** (m=0, n=2)  
**N2** (m=0, n=3)  
**N3** (m=1, n=2)  
**N4** (m=1, n=1)  
**N5** (m=2, n=0)  
**N6** (m=2, n=1)  
**N7** (m=3, n=0)



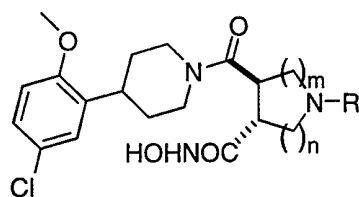
- O1** (m=0, n=2)  
**O2** (m=0, n=3)  
**O3** (m=1, n=2)  
**O4** (m=1, n=1)  
**O5** (m=2, n=0)  
**O6** (m=2, n=1)  
**O7** (m=3, n=0)



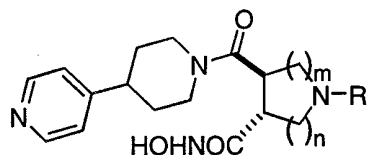
- P1** (m=0, n=2)  
**P2** (m=0, n=3)  
**P3** (m=1, n=2)  
**P4** (m=1, n=1)  
**P5** (m=2, n=0)  
**P6** (m=2, n=1)  
**P7** (m=3, n=0)



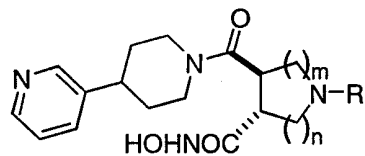
- Q1** (m=0, n=2)  
**Q2** (m=0, n=3)  
**Q3** (m=1, n=2)  
**Q4** (m=1, n=1)  
**Q5** (m=2, n=0)  
**Q6** (m=2, n=1)  
**Q7** (m=3, n=0)



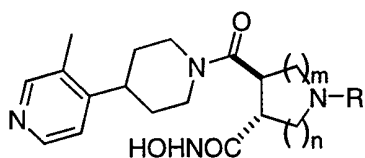
- R1** (m=0, n=2)  
**R2** (m=0, n=3)  
**R3** (m=1, n=2)  
**R4** (m=1, n=1)  
**R5** (m=2, n=0)  
**R6** (m=2, n=1)  
**R7** (m=3, n=0)



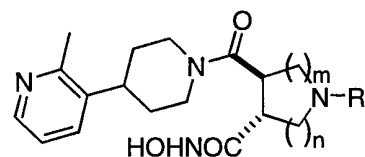
- S1** (m=0, n=2)  
**S2** (m=0, n=3)  
**S3** (m=1, n=2)  
**S4** (m=1, n=1)  
**S5** (m=2, n=0)  
**S6** (m=2, n=1)  
**S7** (m=3, n=0)



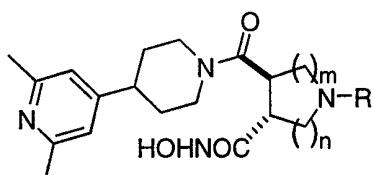
- T1** (m=0, n=2)  
**T2** (m=0, n=3)  
**T3** (m=1, n=2)  
**T4** (m=1, n=1)  
**T5** (m=2, n=0)  
**T6** (m=2, n=1)  
**T7** (m=3, n=0)



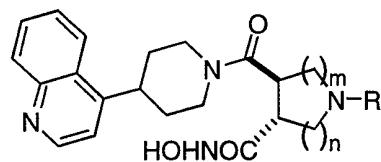
- U1** (m=0, n=2)  
**U2** (m=0, n=3)  
**U3** (m=1, n=2)  
**U4** (m=1, n=1)  
**U5** (m=2, n=0)  
**U6** (m=2, n=1)  
**U7** (m=3, n=0)



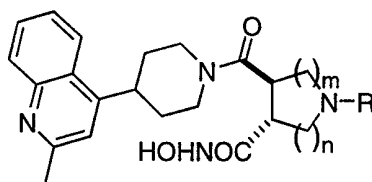
- V1** (m=0, n=2)  
**V2** (m=0, n=3)  
**V3** (m=1, n=2)  
**V4** (m=1, n=1)  
**V5** (m=2, n=0)  
**V6** (m=2, n=1)  
**V7** (m=3, n=0)



- W1** (m=0, n=2)  
**W2** (m=0, n=3)  
**W3** (m=1, n=2)  
**W4** (m=1, n=1)  
**W5** (m=2, n=0)  
**W6** (m=2, n=1)  
**W7** (m=3, n=0)



- X1** (m=0, n=2)  
**X2** (m=0, n=3)  
**X3** (m=1, n=2)  
**X4** (m=1, n=1)  
**X5** (m=2, n=0)  
**X6** (m=2, n=1)  
**X7** (m=3, n=0)



**Y1** (m=0, n=2)

**Y2** (m=0, n=3)

**Y3** (m=1, n=2)

**Y4** (m=1, n=1)

**Y5** (m=2, n=0)

**Y6** (m=2, n=1)

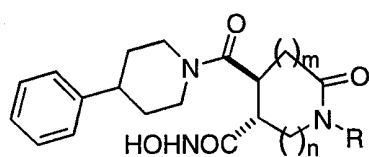
**Y7** (m=3, n=0)

	<b>Ex #</b>	<b>R<sup>a</sup></b>
	1	methyl
	2	ethyl
5	3	propyl
	4	butyl
	5	pentyl
	6	hexyl
	7	isopropyl
10	8	isobutyl
	9	3-methylbutyl
	10	4-methylpentyl
	11	neopentyl
	12	cyclopropanemethyl
15	13	cyclopentanemethyl
	14	cyclohexanemethyl
	15	t-butylethyl
	16	cyclopropaneethyl
	17	benzyl
20	18	2-methylbenzyl
	19	3-methylbenzyl
	20	4-methylbenzyl
	21	2-fluorobenzyl
	22	3-fluorobenzyl
25	23	4-fluorobenzyl
	24	2-chlorobenzyl
	25	3-chlorobenzyl
	26	4-chlorobenzyl

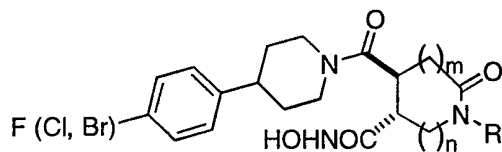
	27	2-picolyl
	28	3-picolyl
	29	4-picolyl
	30	2-thiazolemethyl
5	31	2-thiophenemethyl
	32	2-furfuryl
	33	phenethyl



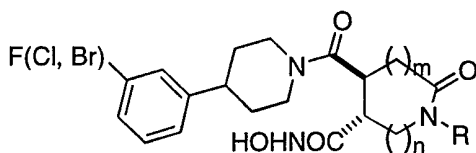
Table 6



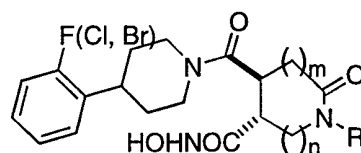
- A1** ( $m=0$ ,  $n=1$ )  
**A2** ( $m=0$ ,  $n=2$ )  
**A3** ( $m=0$ ,  $n=3$ )  
**A4** ( $m=1$ ,  $n=0$ )  
**A5** ( $m=1$ ,  $n=1$ )  
**A6** ( $m=1$ ,  $n=2$ )  
**A7** ( $m=2$ ,  $n=0$ )  
**A8** ( $m=2$ ,  $n=1$ )  
**A9** ( $m=3$ ,  $n=0$ )



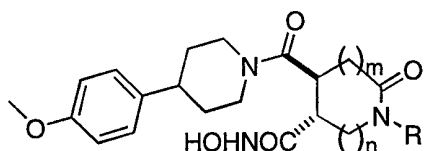
- B1** ( $m=0$ ,  $n=1$ )  
**B2** ( $m=0$ ,  $n=2$ )  
**B3** ( $m=0$ ,  $n=3$ )  
**B4** ( $m=1$ ,  $n=0$ )  
**B5** ( $m=1$ ,  $n=1$ )  
**B6** ( $m=1$ ,  $n=2$ )  
**B7** ( $m=2$ ,  $n=0$ )  
**B8** ( $m=2$ ,  $n=1$ )  
**B9** ( $m=3$ ,  $n=0$ )



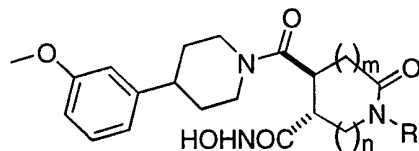
- C1** ( $m=0$ ,  $n=1$ )  
**C2** ( $m=0$ ,  $n=2$ )  
**C3** ( $m=0$ ,  $n=3$ )  
**C4** ( $m=1$ ,  $n=0$ )  
**C5** ( $m=1$ ,  $n=1$ )  
**C6** ( $m=1$ ,  $n=2$ )  
**C7** ( $m=2$ ,  $n=0$ )  
**C8** ( $m=2$ ,  $n=1$ )  
**C9** ( $m=3$ ,  $n=0$ )



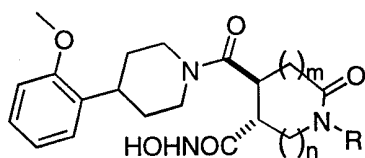
- D1** ( $m=0$ ,  $n=1$ )  
**D2** ( $m=0$ ,  $n=2$ )  
**D3** ( $m=0$ ,  $n=3$ )  
**D4** ( $m=1$ ,  $n=0$ )  
**D5** ( $m=1$ ,  $n=1$ )  
**D6** ( $m=1$ ,  $n=2$ )  
**D7** ( $m=2$ ,  $n=0$ )  
**D8** ( $m=2$ ,  $n=1$ )  
**D9** ( $m=3$ ,  $n=0$ )



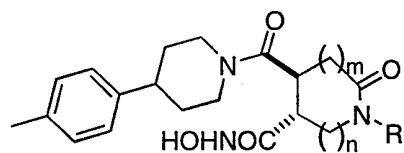
- E1** ( $m=0$ ,  $n=1$ )  
**E2** ( $m=0$ ,  $n=2$ )  
**E3** ( $m=0$ ,  $n=3$ )  
**E4** ( $m=1$ ,  $n=0$ )  
**E5** ( $m=1$ ,  $n=1$ )  
**E6** ( $m=1$ ,  $n=2$ )  
**E7** ( $m=2$ ,  $n=0$ )  
**E8** ( $m=2$ ,  $n=1$ )  
**E9** ( $m=3$ ,  $n=0$ )



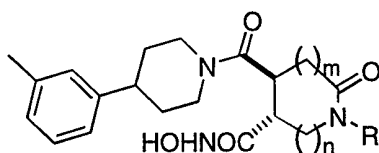
- F1** ( $m=0$ ,  $n=1$ )  
**F2** ( $m=0$ ,  $n=2$ )  
**F3** ( $m=0$ ,  $n=3$ )  
**F4** ( $m=1$ ,  $n=0$ )  
**F5** ( $m=1$ ,  $n=1$ )  
**F6** ( $m=1$ ,  $n=2$ )  
**F7** ( $m=2$ ,  $n=0$ )  
**F8** ( $m=2$ ,  $n=1$ )  
**F9** ( $m=3$ ,  $n=0$ )



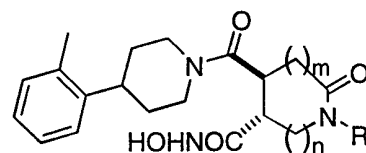
- G1** (m=0, n=1)  
**G2** (m=0, n=2)  
**G3** (m=0, n=3)  
**G4** (m=1, n=0)  
**G5** (m=1, n=1)  
**G6** (m=1, n=2)  
**G7** (m=2, n=0)  
**G8** (m=2, n=1)  
**G9** (m=3, n=0)



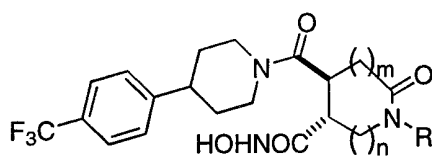
- H1** (m=0, n=1)  
**H2** (m=0, n=2)  
**H3** (m=0, n=3)  
**H4** (m=1, n=0)  
**H5** (m=1, n=1)  
**H6** (m=1, n=2)  
**H7** (m=2, n=0)  
**H8** (m=2, n=1)  
**H9** (m=3, n=0)



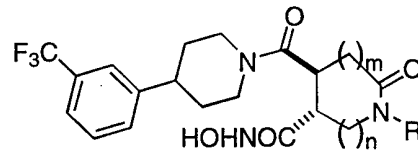
- I1** (m=0, n=1)  
**I2** (m=0, n=2)  
**I3** (m=0, n=3)  
**I4** (m=1, n=0)  
**I5** (m=1, n=1)  
**I6** (m=1, n=2)  
**I7** (m=2, n=0)  
**I8** (m=2, n=1)  
**I9** (m=3, n=0)



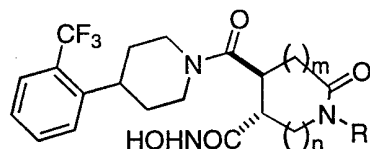
- J1** (m=0, n=1)  
**J2** (m=0, n=2)  
**J3** (m=0, n=3)  
**J4** (m=1, n=0)  
**J5** (m=1, n=1)  
**J6** (m=1, n=2)  
**J7** (m=2, n=0)  
**J8** (m=2, n=1)  
**J9** (m=3, n=0)



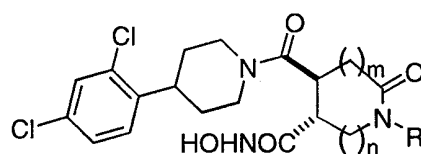
- K1** (m=0, n=1)  
**K2** (m=0, n=2)  
**K3** (m=0, n=3)  
**K4** (m=1, n=0)  
**K5** (m=1, n=1)  
**K6** (m=1, n=2)  
**K7** (m=2, n=0)  
**K8** (m=2, n=1)  
**K9** (m=3, n=0)



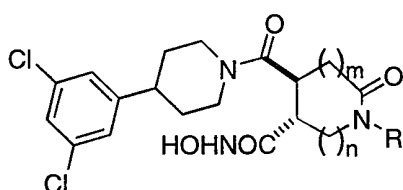
- L1** (m=0, n=1)  
**L2** (m=0, n=2)  
**L3** (m=0, n=3)  
**L4** (m=1, n=0)  
**L5** (m=1, n=1)  
**L6** (m=1, n=2)  
**L7** (m=2, n=0)  
**L8** (m=2, n=1)  
**L9** (m=3, n=0)



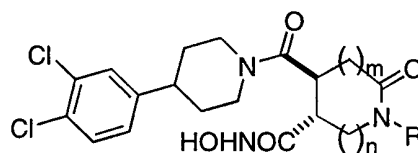
- M1** (m=0, n=1)  
**M2** (m=0, n=2)  
**M3** (m=0, n=3)  
**M4** (m=1, n=0)  
**M5** (m=1, n=1)  
**M6** (m=1, n=2)  
**M7** (m=2, n=0)  
**M8** (m=2, n=1)  
**M9** (m=3, n=0)



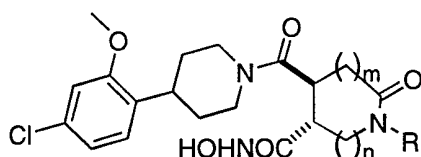
- N1** (m=0, n=1)  
**N2** (m=0, n=2)  
**N3** (m=0, n=3)  
**N4** (m=1, n=0)  
**N5** (m=1, n=1)  
**N6** (m=1, n=2)  
**N7** (m=2, n=0)  
**N8** (m=2, n=1)  
**N9** (m=3, n=0)



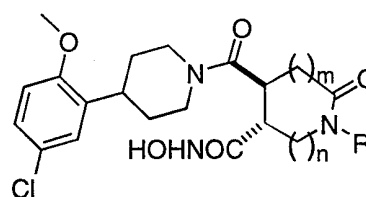
- O1** (m=0, n=1)  
**O2** (m=0, n=2)  
**O3** (m=0, n=3)  
**O4** (m=1, n=0)  
**O5** (m=1, n=1)  
**O6** (m=1, n=2)  
**O7** (m=2, n=0)  
**O8** (m=2, n=1)  
**O9** (m=3, n=0)



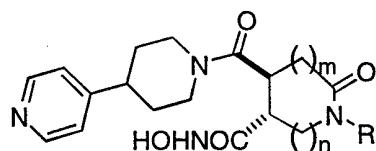
- P1** (m=0, n=1)  
**P2** (m=0, n=2)  
**P3** (m=0, n=3)  
**P4** (m=1, n=0)  
**P5** (m=1, n=1)  
**P6** (m=1, n=2)  
**P7** (m=2, n=0)  
**P8** (m=2, n=1)  
**P9** (m=3, n=0)



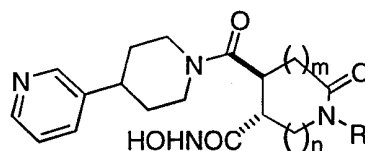
- Q1** (m=0, n=1)  
**Q2** (m=0, n=2)  
**Q3** (m=0, n=3)  
**Q4** (m=1, n=0)  
**Q5** (m=1, n=1)  
**Q6** (m=1, n=2)  
**Q7** (m=2, n=0)  
**Q8** (m=2, n=1)  
**Q9** (m=3, n=0)



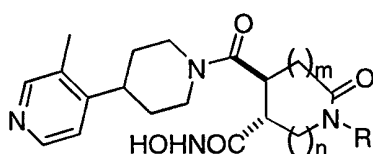
- R1** (m=0, n=1)  
**R2** (m=0, n=2)  
**R3** (m=0, n=3)  
**R4** (m=1, n=0)  
**R5** (m=1, n=1)  
**R6** (m=1, n=2)  
**R7** (m=2, n=0)  
**R8** (m=2, n=1)  
**R9** (m=3, n=0)



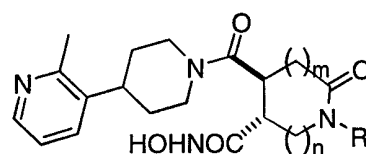
- S1** (m=0, n=1)  
**S2** (m=0, n=2)  
**S3** (m=0, n=3)  
**S4** (m=1, n=0)  
**S5** (m=1, n=1)  
**S6** (m=1, n=2)  
**S7** (m=2, n=0)  
**S8** (m=2, n=1)  
**S9** (m=3, n=0)



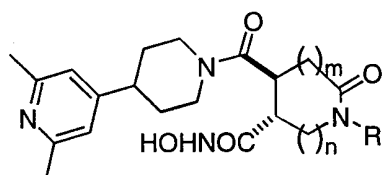
- T1** (m=0, n=1)  
**T2** (m=0, n=2)  
**T3** (m=0, n=3)  
**T4** (m=1, n=0)  
**T5** (m=1, n=1)  
**T6** (m=1, n=2)  
**T7** (m=2, n=0)  
**T8** (m=2, n=1)  
**T9** (m=3, n=0)



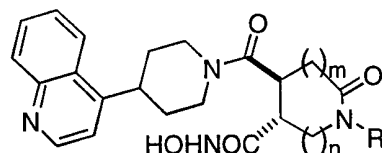
- U1** (m=0, n=1)  
**U2** (m=0, n=2)  
**U3** (m=0, n=3)  
**U4** (m=1, n=0)  
**U5** (m=1, n=1)  
**U6** (m=1, n=2)  
**U7** (m=2, n=0)  
**U8** (m=2, n=1)  
**U9** (m=3, n=0)



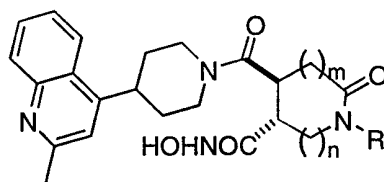
- V1** (m=0, n=1)  
**V2** (m=0, n=2)  
**V3** (m=0, n=3)  
**V4** (m=1, n=0)  
**V5** (m=1, n=1)  
**V6** (m=1, n=2)  
**V7** (m=2, n=0)  
**V8** (m=2, n=1)  
**V9** (m=3, n=0)



- W1** (m=0, n=1)  
**W2** (m=0, n=2)  
**W3** (m=0, n=3)  
**W4** (m=1, n=0)  
**W5** (m=1, n=1)  
**W6** (m=1, n=2)  
**W7** (m=2, n=0)  
**W8** (m=2, n=1)  
**W9** (m=3, n=0)



- X1** (m=0, n=1)  
**X2** (m=0, n=2)  
**X3** (m=0, n=3)  
**X4** (m=1, n=0)  
**X5** (m=1, n=1)  
**X6** (m=1, n=2)  
**X7** (m=2, n=0)  
**X8** (m=2, n=1)  
**X9** (m=3, n=0)



Y1 (m=0, n=2)

Y2 (m=0, n=3)

Y3 (m=1, n=2)

Y4 (m=1, n=1)

Y5 (m=2, n=0)

Y6 (m=2, n=1)

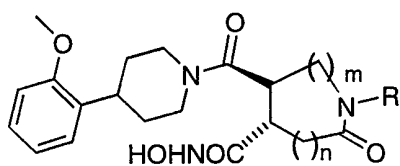
Y7 (m=3, n=0)

	Ex #	R <sup>a</sup>	
5	1	methyl	
	2	ethyl	
	3	propyl	
	4	butyl	
	5	pentyl	
	6	hexyl	
	7	isopropyl	
	10	8	isobutyl
	9	3-methylbutyl	
	10	4-methylpentyl	
	11	neopentyl	
	12	cyclopropanemethyl	
	15	13	cyclopentanemethyl
	14	cyclohexanemethyl	
	15	t-butylethyl	
	16	cyclopropaneethyl	
	17	benzyl	
	20	18	2-methylbenzyl
	19	3-methylbenzyl	
	20	4-methylbenzyl	
	21	2-fluorobenzyl	
	22	3-fluorobenzyl	
	25	23	4-fluorobenzyl
	24	2-chlorobenzyl	
	25	3-chlorobenzyl	
	26	4-chlorobenzyl	

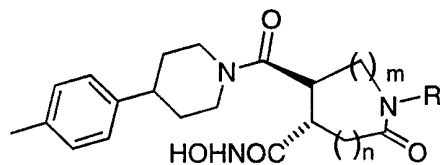
	27	2-picolyl
	28	3-picolyl
	29	4-picolyl
	30	2-thiazolemethyl
5	31	2-thiophenemethyl
	32	2-furfuryl
	33	phenethyl

Table 7

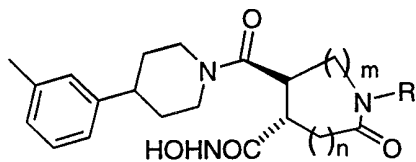
¶¶



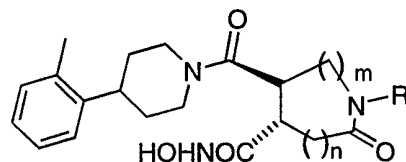
- G1** (m=0, n=1)  
**G2** (m=0, n=2)  
**G3** (m=0, n=3)  
**G4** (m=1, n=0)  
**G5** (m=1, n=1)  
**G6** (m=1, n=2)  
**G7** (m=2, n=0)  
**G8** (m=2, n=1)  
**G9** (m=3, n=0)



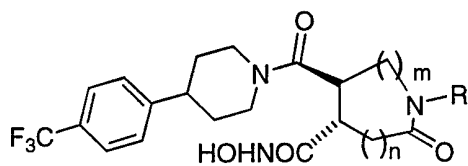
- H1** (m=0, n=1)  
**H2** (m=0, n=2)  
**H3** (m=0, n=3)  
**H4** (m=1, n=0)  
**H5** (m=1, n=1)  
**H6** (m=1, n=2)  
**H7** (m=2, n=0)  
**H8** (m=2, n=1)  
**H9** (m=3, n=0)



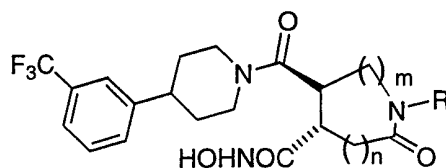
- I1** (m=0, n=1)  
**I2** (m=0, n=2)  
**I3** (m=0, n=3)  
**I4** (m=1, n=0)  
**I5** (m=1, n=1)  
**I6** (m=1, n=2)  
**I7** (m=2, n=0)  
**I8** (m=2, n=1)  
**I9** (m=3, n=0)



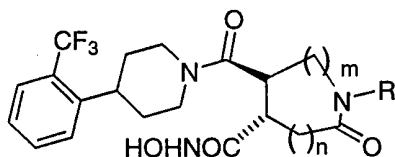
- J1** (m=0, n=1)  
**J2** (m=0, n=2)  
**J3** (m=0, n=3)  
**J4** (m=1, n=0)  
**J5** (m=1, n=1)  
**J6** (m=1, n=2)  
**J7** (m=2, n=0)  
**J8** (m=2, n=1)  
**J9** (m=3, n=0)



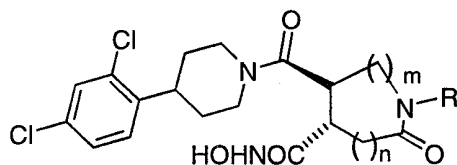
- K1** (m=0, n=1)  
**K2** (m=0, n=2)  
**K3** (m=0, n=3)  
**K4** (m=1, n=0)  
**K5** (m=1, n=1)  
**K6** (m=1, n=2)  
**K7** (m=2, n=0)  
**K8** (m=2, n=1)  
**K9** (m=3, n=0)



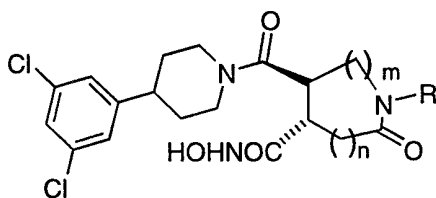
- L1** (m=0, n=1)  
**L2** (m=0, n=2)  
**L3** (m=0, n=3)  
**L4** (m=1, n=0)  
**L5** (m=1, n=1)  
**L6** (m=1, n=2)  
**L7** (m=2, n=0)  
**L8** (m=2, n=1)  
**L9** (m=3, n=0)



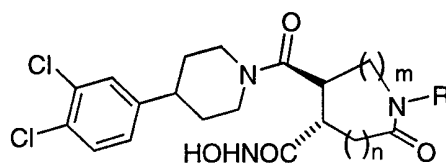
- M1** (m=0, n=1)  
**M2** (m=0, n=2)  
**M3** (m=0, n=3)  
**M4** (m=1, n=0)  
**M5** (m=1, n=1)  
**M6** (m=1, n=2)  
**M7** (m=2, n=0)  
**M8** (m=2, n=1)  
**M9** (m=3, n=0)



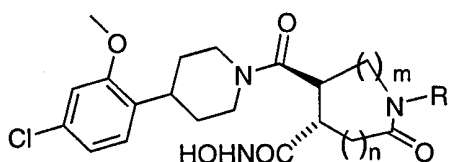
- N1** (m=0, n=1)  
**N2** (m=0, n=2)  
**N3** (m=0, n=3)  
**N4** (m=1, n=0)  
**N5** (m=1, n=1)  
**N6** (m=1, n=2)  
**N7** (m=2, n=0)  
**N8** (m=2, n=1)  
**N9** (m=3, n=0)



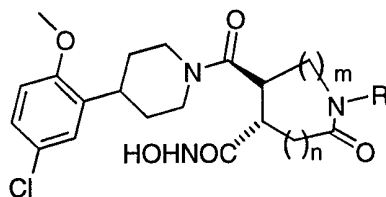
- O1** (m=0, n=1)  
**O2** (m=0, n=2)  
**O3** (m=0, n=3)  
**O4** (m=1, n=0)  
**O5** (m=1, n=1)  
**O6** (m=1, n=2)  
**O7** (m=2, n=0)  
**O8** (m=2, n=1)  
**O9** (m=3, n=0)



- P1** (m=0, n=1)  
**P2** (m=0, n=2)  
**P3** (m=0, n=3)  
**P4** (m=1, n=0)  
**P5** (m=1, n=1)  
**P6** (m=1, n=2)  
**P7** (m=2, n=0)  
**P8** (m=2, n=1)  
**P9** (m=3, n=0)

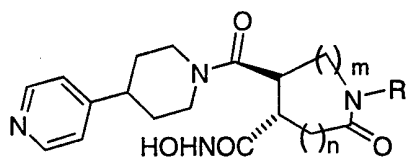


- Q1** (m=0, n=1)  
**Q2** (m=0, n=2)  
**Q3** (m=0, n=3)  
**Q4** (m=1, n=0)  
**Q5** (m=1, n=1)  
**Q6** (m=1, n=2)  
**Q7** (m=2, n=0)  
**Q8** (m=2, n=1)  
**Q9** (m=3, n=0)

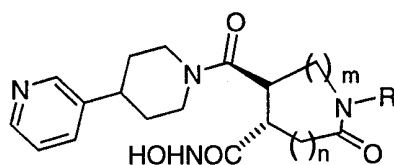


- R1** (m=0, n=1)  
**R2** (m=0, n=2)  
**R3** (m=0, n=3)  
**R4** (m=1, n=0)  
**R5** (m=1, n=1)  
**R6** (m=1, n=2)  
**R7** (m=2, n=0)  
**R8** (m=2, n=1)  
**R9** (m=3, n=0)

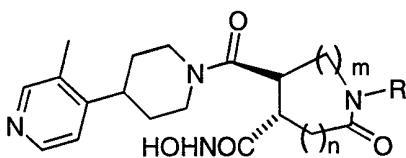




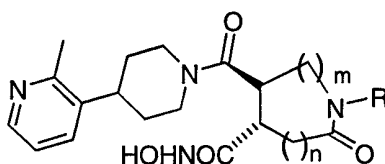
- S1** (m=0, n=1)  
**S2** (m=0, n=2)  
**S3** (m=0, n=3)  
**S4** (m=1, n=0)  
**S5** (m=1, n=1)  
**S6** (m=1, n=2)  
**S7** (m=2, n=0)  
**S8** (m=2, n=1)  
**S9** (m=3, n=0)



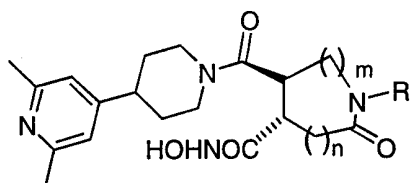
- T1** (m=0, n=1)  
**T2** (m=0, n=2)  
**T3** (m=0, n=3)  
**T4** (m=1, n=0)  
**T5** (m=1, n=1)  
**T6** (m=1, n=2)  
**T7** (m=2, n=0)  
**T8** (m=2, n=1)  
**T9** (m=3, n=0)



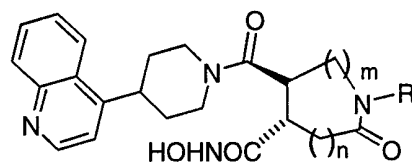
- U1** (m=0, n=1)  
**U2** (m=0, n=2)  
**U3** (m=0, n=3)  
**U4** (m=1, n=0)  
**U5** (m=1, n=1)  
**U6** (m=1, n=2)  
**U7** (m=2, n=0)  
**U8** (m=2, n=1)  
**U9** (m=3, n=0)



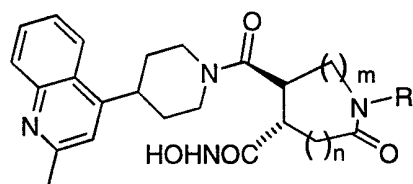
- V1** (m=0, n=1)  
**V2** (m=0, n=2)  
**V3** (m=0, n=3)  
**V4** (m=1, n=0)  
**V5** (m=1, n=1)  
**V6** (m=1, n=2)  
**V7** (m=2, n=0)  
**V8** (m=2, n=1)  
**V9** (m=3, n=0)



- W1** (m=0, n=1)  
**W2** (m=0, n=2)  
**W3** (m=0, n=3)  
**W4** (m=1, n=0)  
**W5** (m=1, n=1)  
**W6** (m=1, n=2)  
**W7** (m=2, n=0)  
**W8** (m=2, n=1)  
**W9** (m=3, n=0)



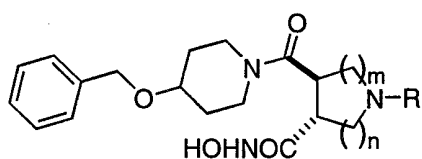
- X1** (m=0, n=1)  
**X2** (m=0, n=2)  
**X3** (m=0, n=3)  
**X4** (m=1, n=0)  
**X5** (m=1, n=1)  
**X6** (m=1, n=2)  
**X7** (m=2, n=0)  
**X8** (m=2, n=1)  
**X9** (m=3, n=0)

**Y1** (m=0, n=2)**Y2** (m=0, n=3)**Y3** (m=1, n=2)**Y4** (m=1, n=1)**Y5** (m=2, n=0)**Y6** (m=2, n=1)**Y7** (m=3, n=0)

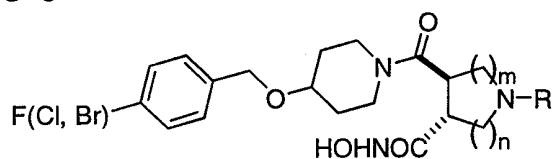
<b>Ex #</b>	<b>R<sup>a</sup></b>
5	1 methyl
	2 ethyl
	3 propyl
	4 butyl
	5 pentyl
10	6 hexyl
	7 isopropyl
	8 isobutyl
	9 3-methylbutyl
	10 4-methylpentyl
15	11 neopentyl
	12 cyclopropanemethyl
	13 cyclopentanemethyl
	14 cyclohexanemethyl
	15 t-butylethyl
20	16 cyclopropaneethyl
	17 benzyl
	18 2-methylbenzyl
	19 3-methylbenzyl
	20 4-methylbenzyl
25	21 2-fluorobenzyl
	22 3-fluorobenzyl
	23 4-fluorobenzyl
	24 2-chlorobenzyl
	25 3-chlorobenzyl
	26 4-chlorobenzyl
	27 2-picolyl

	28	3-picolyl
	29	4-picolyl
	30	2-thiazolemethyl
	31	2-thiophenemethyl
5	32	2-furfuryl
	33	phenethyl

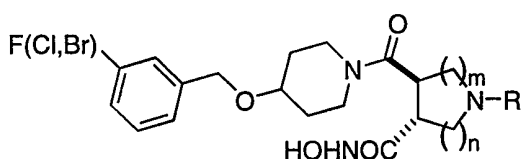
Table 8



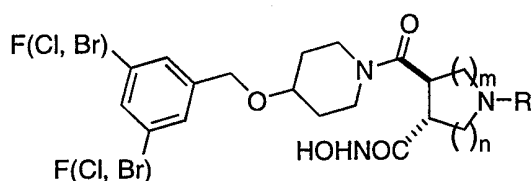
- A1** (m=0, n=2)  
**A2** (m=0, n=3)  
**A3** (m=1, n=2)  
**A4** (m=1, n=1)  
**A5** (m=2, n=0)  
**A6** (m=2, n=1)  
**A7** (m=3, n=0)



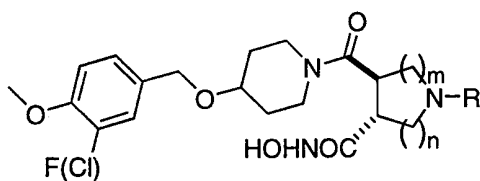
- B1** (m=0, n=2)  
**B2** (m=0, n=3)  
**B3** (m=1, n=2)  
**B4** (m=1, n=1)  
**B5** (m=2, n=0)  
**B6** (m=2, n=1)  
**B7** (m=3, n=0)



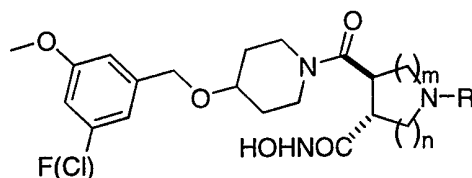
- C1** (m=0, n=2)  
**C2** (m=0, n=3)  
**C3** (m=1, n=2)  
**C4** (m=1, n=1)  
**C5** (m=2, n=0)  
**C6** (m=2, n=1)  
**C7** (m=3, n=0)



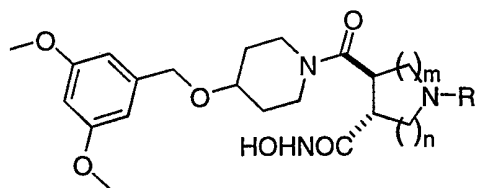
- D1** (m=0, n=2)  
**D2** (m=0, n=3)  
**D3** (m=1, n=2)  
**D4** (m=1, n=1)  
**D5** (m=2, n=0)  
**D6** (m=2, n=1)  
**D7** (m=3, n=0)



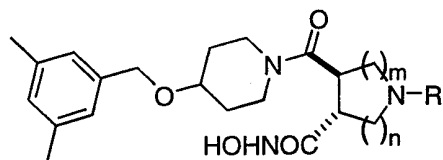
- E1** (m=0, n=2)  
**E2** (m=0, n=3)  
**E3** (m=1, n=2)  
**E4** (m=1, n=1)  
**E5** (m=2, n=0)  
**E6** (m=2, n=1)  
**E7** (m=3, n=0)



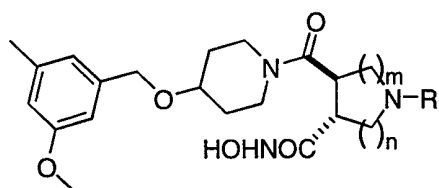
- F1** (m=0, n=2)  
**F2** (m=0, n=3)  
**F3** (m=1, n=2)  
**F4** (m=1, n=1)  
**F5** (m=2, n=0)  
**F6** (m=2, n=1)  
**F7** (m=3, n=0)



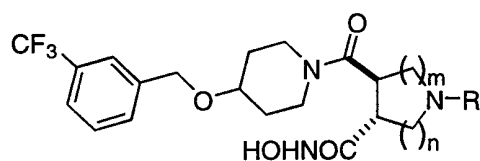
- G1** (m=0, n=2)  
**G2** (m=0, n=3)  
**G3** (m=1, n=2)  
**G4** (m=1, n=1)  
**G5** (m=2, n=0)  
**G6** (m=2, n=1)  
**G7** (m=3, n=0)



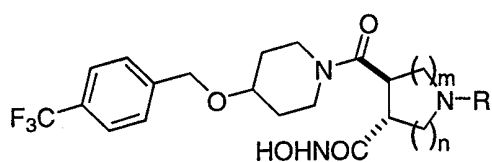
- H1** (m=0, n=2)  
**H2** (m=0, n=3)  
**H3** (m=1, n=2)  
**H4** (m=1, n=1)  
**H5** (m=2, n=0)  
**H6** (m=2, n=1)  
**H7** (m=3, n=0)



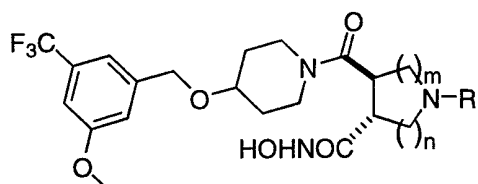
- I1** (m=0, n=2)  
**I2** (m=0, n=3)  
**I3** (m=1, n=2)  
**I4** (m=1, n=1)  
**I5** (m=2, n=0)  
**I6** (m=2, n=1)  
**I7** (m=3, n=0)



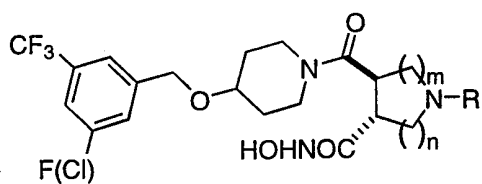
- J1** (m=0, n=2)  
**J2** (m=0, n=3)  
**J3** (m=1, n=2)  
**J4** (m=1, n=1)  
**J5** (m=2, n=0)  
**J6** (m=2, n=1)  
**J7** (m=3, n=0)



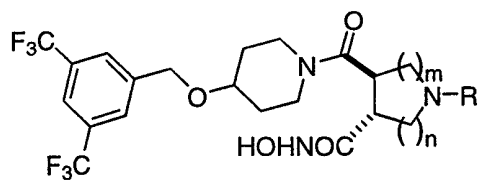
- K1** (m=0, n=2)  
**K2** (m=0, n=3)  
**K3** (m=1, n=2)  
**K4** (m=1, n=1)  
**K5** (m=2, n=0)  
**K6** (m=2, n=1)  
**K7** (m=3, n=0)



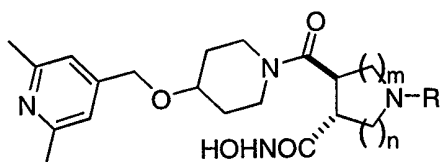
- L1** (m=0, n=2)  
**L2** (m=0, n=3)  
**L3** (m=1, n=2)  
**L4** (m=1, n=1)  
**L5** (m=2, n=0)  
**L6** (m=2, n=1)  
**L7** (m=3, n=0)



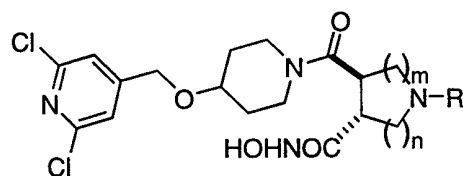
- M1** (m=0, n=2)  
**M2** (m=0, n=3)  
**M3** (m=1, n=2)  
**M4** (m=1, n=1)  
**M5** (m=2, n=0)  
**M6** (m=2, n=1)  
**M7** (m=3, n=0)



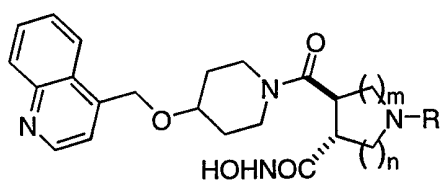
- N1** (m=0, n=2)  
**N2** (m=0, n=3)  
**N3** (m=1, n=2)  
**N4** (m=1, n=1)  
**N5** (m=2, n=0)  
**N6** (m=2, n=1)  
**N7** (m=3, n=0)



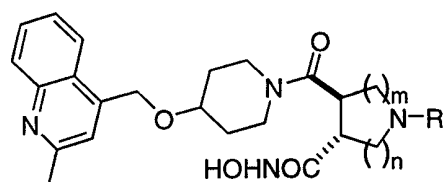
- O1** (m=0, n=2)  
**O2** (m=0, n=3)  
**O3** (m=1, n=2)  
**O4** (m=1, n=1)  
**O5** (m=2, n=0)  
**O6** (m=2, n=1)  
**O7** (m=3, n=0)



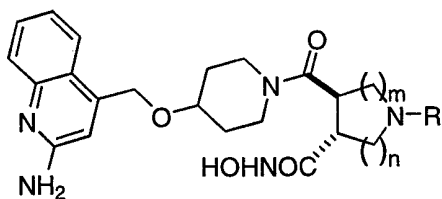
- P1** (m=0, n=2)  
**P2** (m=0, n=3)  
**P3** (m=1, n=2)  
**P4** (m=1, n=1)  
**P5** (m=2, n=0)  
**P6** (m=2, n=1)  
**P7** (m=3, n=0)



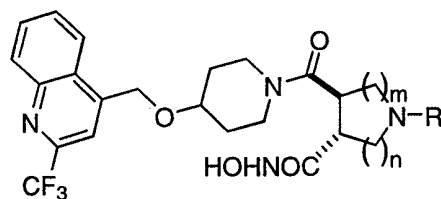
- Q1** (m=0, n=2)  
**Q2** (m=0, n=3)  
**Q3** (m=1, n=2)  
**Q4** (m=1, n=1)  
**Q5** (m=2, n=0)  
**Q6** (m=2, n=1)  
**Q7** (m=3, n=0)



- R1** (m=0, n=2)  
**R2** (m=0, n=3)  
**R3** (m=1, n=2)  
**R4** (m=1, n=1)  
**R5** (m=2, n=0)  
**R6** (m=2, n=1)  
**R7** (m=3, n=0)



**S1** (m=0, n=2)  
**S2** (m=0, n=3)  
**S3** (m=1, n=2)  
**S4** (m=1, n=1)  
**S5** (m=2, n=0)  
**S6** (m=2, n=1)  
**S7** (m=3, n=0)



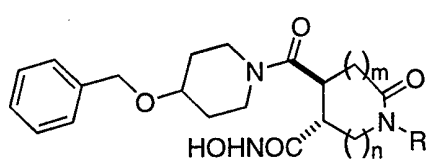
**T1** (m=0, n=2)  
**T2** (m=0, n=3)  
**T3** (m=1, n=2)  
**T4** (m=1, n=1)  
**T5** (m=2, n=0)  
**T6** (m=2, n=1)  
**T7** (m=3, n=0)

Ex #	R <sup>a</sup>
1	methyl
2	ethyl
5	3
	4
	5
	6
	7
10	8
	9
	10
	11
	12
15	13
	14
	15
	16
	17
20	18
	19
	20
	21
	22
25	23
	24
	25
	26
	27

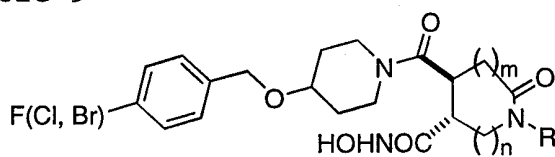
	28	3-picolyl
	29	4-picolyl
	30	2-thiazolemethyl
	31	2-thiophenemethyl
5	32	2-furfuryl
	33	phenethyl



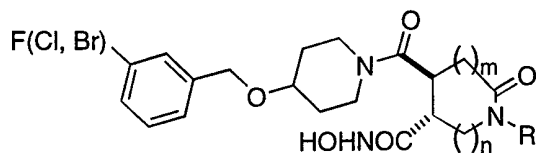
Table 9



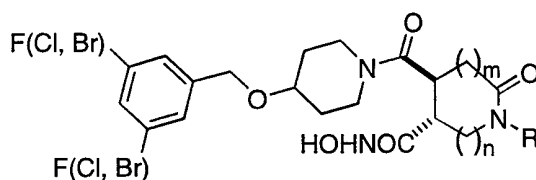
- A1** (m=0, n=1)  
**A2** (m=0, n=2)  
**A3** (m=0, n=3)  
**A4** (m=1, n=0)  
**A5** (m=1, n=1)  
**A6** (m=1, n=2)  
**A7** (m=2, n=0)  
**A8** (m=2, n=1)  
**A9** (m=3, n=0)



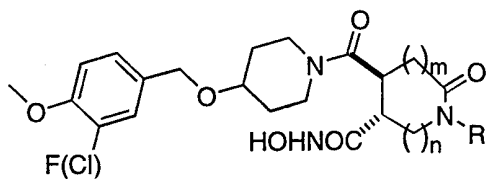
- B1** (m=0, n=1)  
**B2** (m=0, n=2)  
**B3** (m=0, n=3)  
**B4** (m=1, n=0)  
**B5** (m=1, n=1)  
**B6** (m=1, n=2)  
**B7** (m=2, n=0)  
**B8** (m=2, n=1)  
**B9** (m=3, n=0)



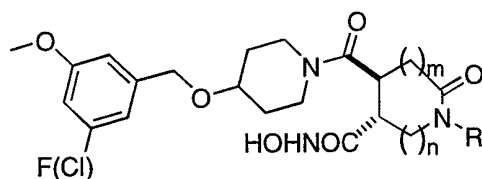
- C1** (m=0, n=1)  
**C2** (m=0, n=2)  
**C3** (m=0, n=3)  
**C4** (m=1, n=0)  
**C5** (m=1, n=1)  
**C6** (m=1, n=2)  
**C7** (m=2, n=0)  
**C8** (m=2, n=1)  
**C9** (m=3, n=0)



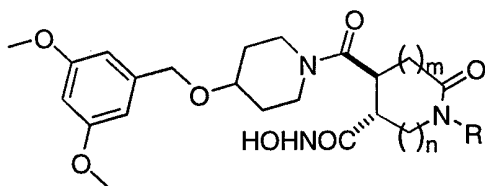
- D1** (m=0, n=1)  
**D2** (m=0, n=2)  
**D3** (m=0, n=3)  
**D4** (m=1, n=0)  
**D5** (m=1, n=1)  
**D6** (m=1, n=2)  
**D7** (m=2, n=0)  
**D8** (m=2, n=1)  
**D9** (m=3, n=0)



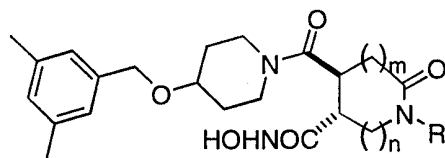
- E1** (m=0, n=1)  
**E2** (m=0, n=2)  
**E3** (m=0, n=3)  
**E4** (m=1, n=0)  
**E5** (m=1, n=1)  
**E6** (m=1, n=2)  
**E7** (m=2, n=0)  
**E8** (m=2, n=1)  
**E9** (m=3, n=0)



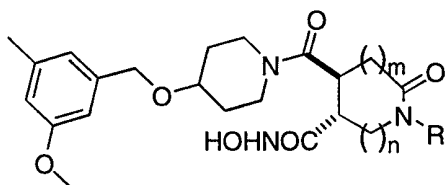
- F1** (m=0, n=1)  
**F2** (m=0, n=2)  
**F3** (m=0, n=3)  
**F4** (m=1, n=0)  
**F5** (m=1, n=1)  
**F6** (m=1, n=2)  
**F7** (m=2, n=0)  
**F8** (m=2, n=1)  
**F9** (m=3, n=0)



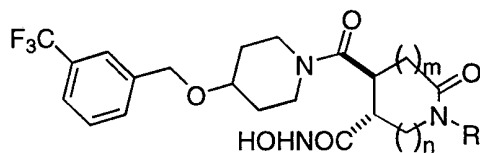
- G1** (m=0, n=1)  
**G2** (m=0, n=2)  
**G3** (m=0, n=3)  
**G4** (m=1, n=0)  
**G5** (m=1, n=1)  
**G6** (m=1, n=2)  
**G7** (m=2, n=0)  
**G8** (m=2, n=1)  
**G9** (m=3, n=0)



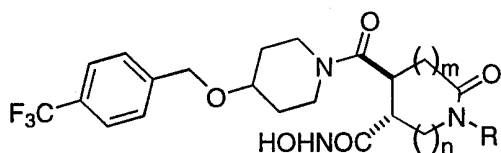
- H1** (m=0, n=1)  
**H2** (m=0, n=2)  
**H3** (m=0, n=3)  
**H4** (m=1, n=0)  
**H5** (m=1, n=1)  
**H6** (m=1, n=2)  
**H7** (m=2, n=0)  
**H8** (m=2, n=1)  
**H9** (m=3, n=0)



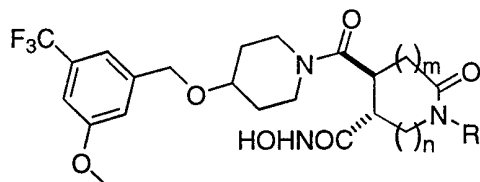
- I1** (m=0, n=1)  
**I2** (m=0, n=2)  
**I3** (m=0, n=3)  
**I4** (m=1, n=0)  
**I5** (m=1, n=1)  
**I6** (m=1, n=2)  
**I7** (m=2, n=0)  
**I8** (m=2, n=1)  
**I9** (m=3, n=0)



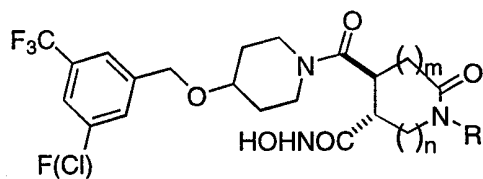
- J1** (m=0, n=1)  
**J2** (m=0, n=2)  
**J3** (m=0, n=3)  
**J4** (m=1, n=0)  
**J5** (m=1, n=1)  
**J6** (m=1, n=2)  
**J7** (m=2, n=0)  
**J8** (m=2, n=1)  
**J9** (m=3, n=0)



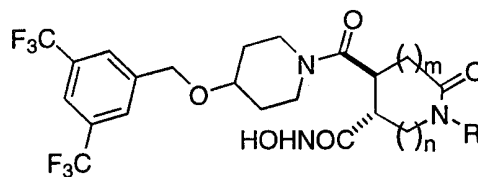
- K1** (m=0, n=1)  
**K2** (m=0, n=2)  
**K3** (m=0, n=3)  
**K4** (m=1, n=0)  
**K5** (m=1, n=1)  
**K6** (m=1, n=2)  
**K7** (m=2, n=0)  
**K8** (m=2, n=1)  
**K9** (m=3, n=0)



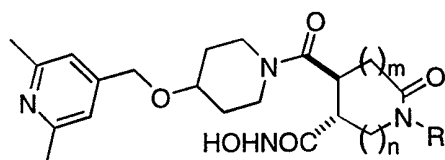
- L1** (m=0, n=1)  
**L2** (m=0, n=2)  
**L3** (m=0, n=3)  
**L4** (m=1, n=0)  
**L5** (m=1, n=1)  
**L6** (m=1, n=2)  
**L7** (m=2, n=0)  
**L8** (m=2, n=1)  
**L9** (m=3, n=0)



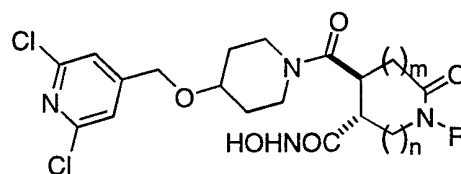
- M1** (m=0, n=1)  
**M2** (m=0, n=2)  
**M3** (m=0, n=3)  
**M4** (m=1, n=0)  
**M5** (m=1, n=1)  
**M6** (m=1, n=2)  
**M7** (m=2, n=0)  
**M8** (m=2, n=1)  
**M9** (m=3, n=0)



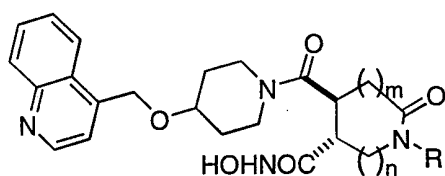
- N1** (m=0, n=1)  
**N2** (m=0, n=2)  
**N3** (m=0, n=3)  
**N4** (m=1, n=0)  
**N5** (m=1, n=1)  
**N6** (m=1, n=2)  
**N7** (m=2, n=0)  
**N8** (m=2, n=1)  
**N9** (m=3, n=0)



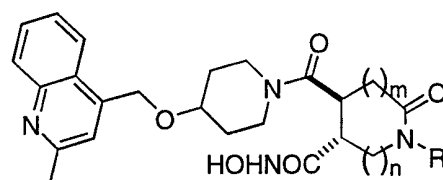
- O1** (m=0, n=1)  
**O2** (m=0, n=2)  
**O3** (m=0, n=3)  
**O4** (m=1, n=0)  
**O5** (m=1, n=1)  
**O6** (m=1, n=2)  
**O7** (m=2, n=0)  
**O8** (m=2, n=1)  
**O9** (m=3, n=0)



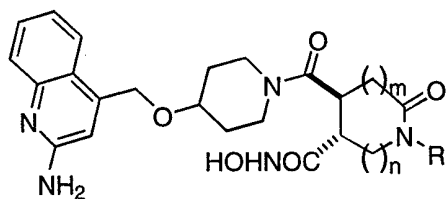
- P1** (m=0, n=1)  
**P2** (m=0, n=2)  
**P3** (m=0, n=3)  
**P4** (m=1, n=0)  
**P5** (m=1, n=1)  
**P6** (m=1, n=2)  
**P7** (m=2, n=0)  
**P8** (m=2, n=1)  
**P9** (m=3, n=0)



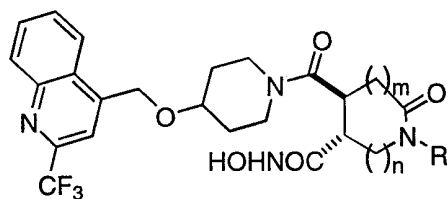
- Q1** (m=0, n=1)  
**Q2** (m=0, n=2)  
**Q3** (m=0, n=3)  
**Q4** (m=1, n=0)  
**Q5** (m=1, n=1)  
**Q6** (m=1, n=2)  
**Q7** (m=2, n=0)  
**Q8** (m=2, n=1)  
**Q9** (m=3, n=0)



- R1** (m=0, n=1)  
**R2** (m=0, n=2)  
**R3** (m=0, n=3)  
**R4** (m=1, n=0)  
**R5** (m=1, n=1)  
**R6** (m=1, n=2)  
**R7** (m=2, n=0)  
**R8** (m=2, n=1)  
**R9** (m=3, n=0)



**S1** (m=0, n=1)  
**S2** (m=0, n=2)  
**S3** (m=0, n=3)  
**S4** (m=1, n=0)  
**S5** (m=1, n=1)  
**S6** (m=1, n=2)  
**S7** (m=2, n=0)  
**S8** (m=2, n=1)  
**S9** (m=3, n=0)

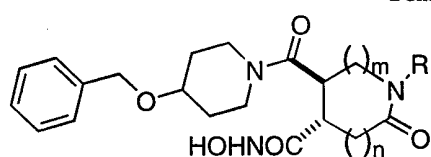


**T1** (m=0, n=1)  
**T2** (m=0, n=2)  
**T3** (m=0, n=3)  
**T4** (m=1, n=0)  
**T5** (m=1, n=1)  
**T6** (m=1, n=2)  
**T7** (m=2, n=0)  
**T8** (m=2, n=1)  
**T9** (m=3, n=0)

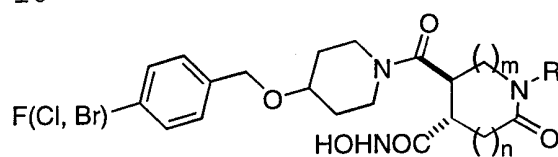
	<u>Ex #</u>	<u>R<sup>a</sup></u>
	1	methyl
	2	ethyl
5	3	propyl
	4	butyl
	5	pentyl
	6	hexyl
	7	isopropyl
10	8	isobutyl
	9	3-methylbutyl
	10	4-methylpentyl
	11	neopentyl
	12	cyclopropanemethyl
15	13	cyclopentanemethyl
	14	cyclohexanemethyl
	15	t-butylethyl
	16	cyclopropaneethyl
	17	benzyl
20	18	2-methylbenzyl
	19	3-methylbenzyl
	20	4-methylbenzyl
	21	2-fluorobenzyl
	22	3-fluorobenzyl
25	23	4-fluorobenzyl
	24	2-chlorobenzyl
	25	3-chlorobenzyl
	26	4-chlorobenzyl

	27	2-picolyl
	28	3-picolyl
	29	4-picolyl
	30	2-thiazolemethyl
5	31	2-thiophenemethyl
	32	2-furfuryl
	33	phenethyl

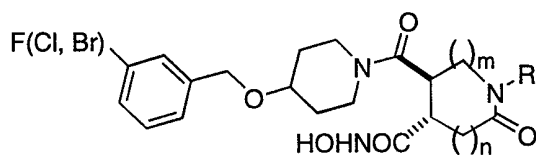
Table 10



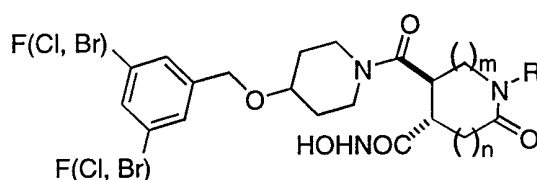
- A1** (m=0, n=1)  
**A2** (m=0, n=2)  
**A3** (m=0, n=3)  
**A4** (m=1, n=0)  
**A5** (m=1, n=1)  
**A6** (m=1, n=2)  
**A7** (m=2, n=0)  
**A8** (m=2, n=1)  
**A9** (m=3, n=0)



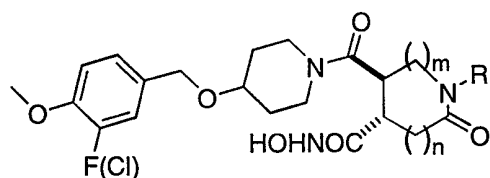
- B1** (m=0, n=1)  
**B2** (m=0, n=2)  
**B3** (m=0, n=3)  
**B4** (m=1, n=0)  
**B5** (m=1, n=1)  
**B6** (m=1, n=2)  
**B7** (m=2, n=0)  
**B8** (m=2, n=1)  
**B9** (m=3, n=0)



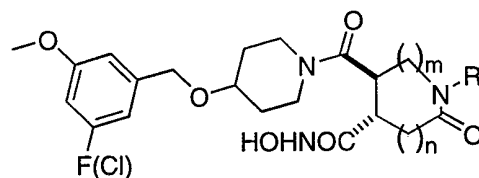
- C1** (m=0, n=1)  
**C2** (m=0, n=2)  
**C3** (m=0, n=3)  
**C4** (m=1, n=0)  
**C5** (m=1, n=1)  
**C6** (m=1, n=2)  
**C7** (m=2, n=0)  
**C8** (m=2, n=1)  
**C9** (m=3, n=0)



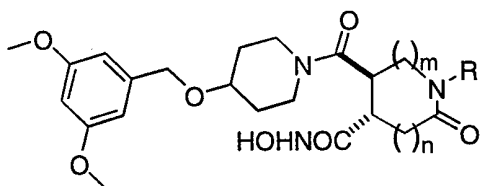
- D1** (m=0, n=1)  
**D2** (m=0, n=2)  
**D3** (m=0, n=3)  
**D4** (m=1, n=0)  
**D5** (m=1, n=1)  
**D6** (m=1, n=2)  
**D7** (m=2, n=0)  
**D8** (m=2, n=1)  
**D9** (m=3, n=0)



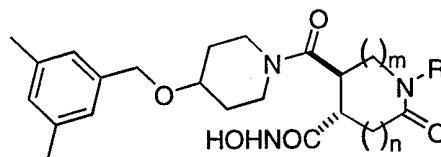
- E1** (m=0, n=1)  
**E2** (m=0, n=2)  
**E3** (m=0, n=3)  
**E4** (m=1, n=0)  
**E5** (m=1, n=1)  
**E6** (m=1, n=2)  
**E7** (m=2, n=0)  
**E8** (m=2, n=1)  
**E9** (m=3, n=0)



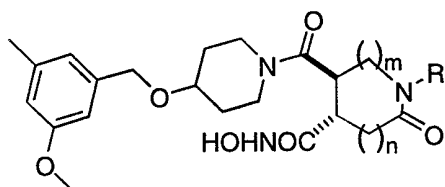
- F1** (m=0, n=1)  
**F2** (m=0, n=2)  
**F3** (m=0, n=3)  
**F4** (m=1, n=0)  
**F5** (m=1, n=1)  
**F6** (m=1, n=2)  
**F7** (m=2, n=0)  
**F8** (m=2, n=1)  
**F9** (m=3, n=0)



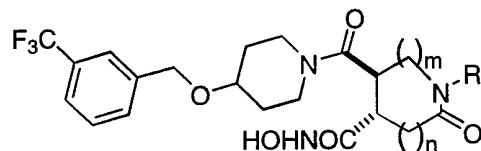
- G1** (m=0, n=1)  
**G2** (m=0, n=2)  
**G3** (m=0, n=3)  
**G4** (m=1, n=0)  
**G5** (m=1, n=1)  
**G6** (m=1, n=2)  
**G7** (m=2, n=0)  
**G8** (m=2, n=1)  
**G9** (m=3, n=0)



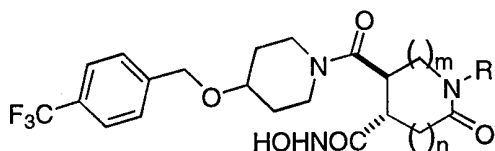
- H1** (m=0, n=1)  
**H2** (m=0, n=2)  
**H3** (m=0, n=3)  
**H4** (m=1, n=0)  
**H5** (m=1, n=1)  
**H6** (m=1, n=2)  
**H7** (m=2, n=0)  
**H8** (m=2, n=1)  
**H9** (m=3, n=0)



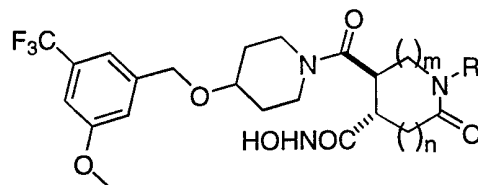
- I1** (m=0, n=1)  
**I2** (m=0, n=2)  
**I3** (m=0, n=3)  
**I4** (m=1, n=0)  
**I5** (m=1, n=1)  
**I6** (m=1, n=2)  
**I7** (m=2, n=0)  
**I8** (m=2, n=1)  
**I9** (m=3, n=0)



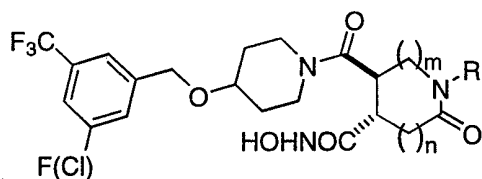
- J1** (m=0, n=1)  
**J2** (m=0, n=2)  
**J3** (m=0, n=3)  
**J4** (m=1, n=0)  
**J5** (m=1, n=1)  
**J6** (m=1, n=2)  
**J7** (m=2, n=0)  
**J8** (m=2, n=1)  
**J9** (m=3, n=0)



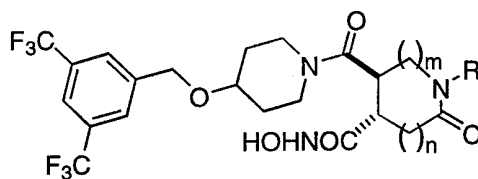
- K1** (m=0, n=1)  
**K2** (m=0, n=2)  
**K3** (m=0, n=3)  
**K4** (m=1, n=0)  
**K5** (m=1, n=1)  
**K6** (m=1, n=2)  
**K7** (m=2, n=0)  
**K8** (m=2, n=1)  
**K9** (m=3, n=0)



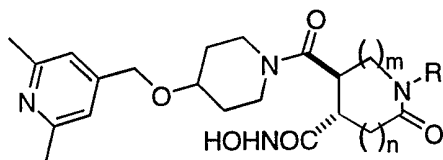
- L1** (m=0, n=1)  
**L2** (m=0, n=2)  
**L3** (m=0, n=3)  
**L4** (m=1, n=0)  
**L5** (m=1, n=1)  
**L6** (m=1, n=2)  
**L7** (m=2, n=0)  
**L8** (m=2, n=1)  
**L9** (m=3, n=0)



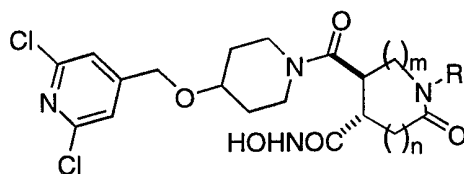
- M1** (m=0, n=1)  
**M2** (m=0, n=2)  
**M3** (m=0, n=3)  
**M4** (m=1, n=0)  
**M5** (m=1, n=1)  
**M6** (m=1, n=2)  
**M7** (m=2, n=0)  
**M8** (m=2, n=1)  
**M9** (m=3, n=0)



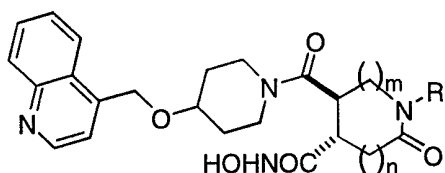
- N1** (m=0, n=1)  
**N2** (m=0, n=2)  
**N3** (m=0, n=3)  
**N4** (m=1, n=0)  
**N5** (m=1, n=1)  
**N6** (m=1, n=2)  
**N7** (m=2, n=0)  
**N8** (m=2, n=1)  
**N9** (m=3, n=0)



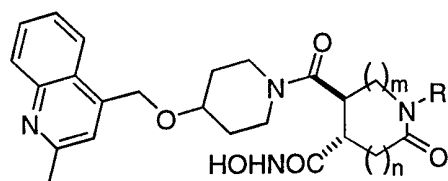
- O1** (m=0, n=1)  
**O2** (m=0, n=2)  
**O3** (m=0, n=3)  
**O4** (m=1, n=0)  
**O5** (m=1, n=1)  
**O6** (m=1, n=2)  
**O7** (m=2, n=0)  
**O8** (m=2, n=1)  
**O9** (m=3, n=0)



- P1** (m=0, n=1)  
**P2** (m=0, n=2)  
**P3** (m=0, n=3)  
**P4** (m=1, n=0)  
**P5** (m=1, n=1)  
**P6** (m=1, n=2)  
**P7** (m=2, n=0)  
**P8** (m=2, n=1)  
**P9** (m=3, n=0)

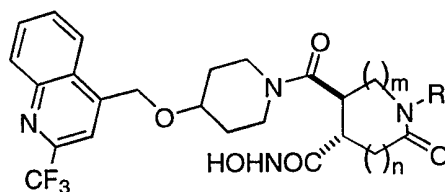
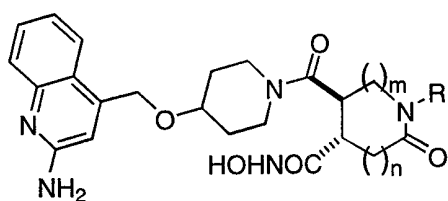


- Q1** (m=0, n=1)  
**Q2** (m=0, n=2)  
**Q3** (m=0, n=3)  
**Q4** (m=1, n=0)  
**Q5** (m=1, n=1)  
**Q6** (m=1, n=2)  
**Q7** (m=2, n=0)  
**Q8** (m=2, n=1)  
**Q9** (m=3, n=0)



- R1** (m=0, n=1)  
**R2** (m=0, n=2)  
**R3** (m=0, n=3)  
**R4** (m=1, n=0)  
**R5** (m=1, n=1)  
**R6** (m=1, n=2)  
**R7** (m=2, n=0)  
**R8** (m=2, n=1)  
**R9** (m=3, n=0)

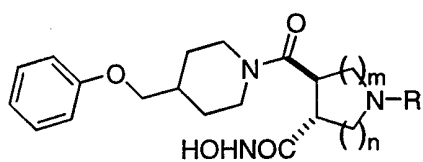


**S1** (m=0, n=1)**S2** (m=0, n=2)**S3** (m=0, n=3)**S4** (m=1, n=0)**S5** (m=1, n=1)**S6** (m=1, n=2)**S7** (m=2, n=0)**S8** (m=2, n=1)**S9** (m=3, n=0)**T1** (m=0, n=1)**T2** (m=0, n=2)**T3** (m=0, n=3)**T4** (m=1, n=0)**T5** (m=1, n=1)**T6** (m=1, n=2)**T7** (m=2, n=0)**T8** (m=2, n=1)**T9** (m=3, n=0)

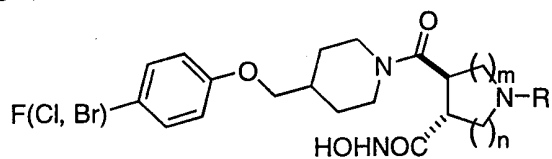
<b>Ex #</b>	<b>R<sup>a</sup></b>
1	methyl
2	ethyl
5	3
	4
	5
	6
	7
10	8
	9
	10
	11
	12
15	13
	14
	15
	16
	17
20	18
	19
	20
	21
	22
25	23
	24
	25

	26	4-chlorobenzyl
	27	2-picolyl
	28	3-picolyl
	29	4-picolyl
5	30	2-thiazolemethyl
	31	2-thiophenemethyl
	32	2-furfuryl
	33	phenethyl

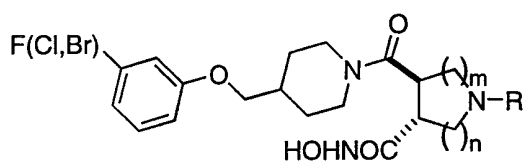
Table 11



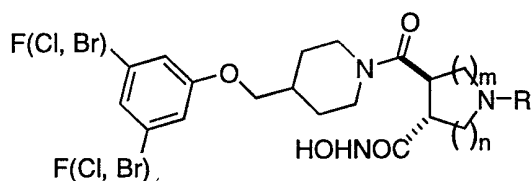
- A1** (m=0, n=2)  
**A2** (m=0, n=3)  
**A3** (m=1, n=2)  
**A4** (m=1, n=1)  
**A5** (m=2, n=0)  
**A6** (m=2, n=1)  
**A7** (m=3, n=0)



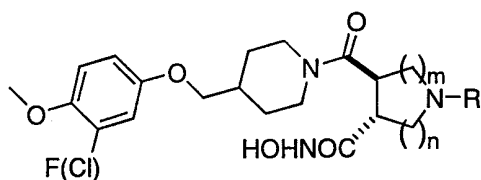
- B1** (m=0, n=2)  
**B2** (m=0, n=3)  
**B3** (m=1, n=2)  
**B4** (m=1, n=1)  
**B5** (m=2, n=0)  
**B6** (m=2, n=1)  
**B7** (m=3, n=0)



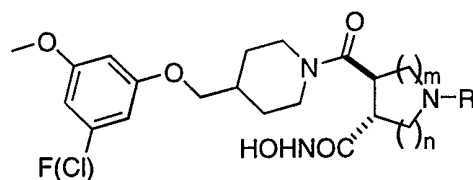
- C1** (m=0, n=2)  
**C2** (m=0, n=3)  
**C3** (m=1, n=2)  
**C4** (m=1, n=1)  
**C5** (m=2, n=0)  
**C6** (m=2, n=1)  
**C7** (m=3, n=0)



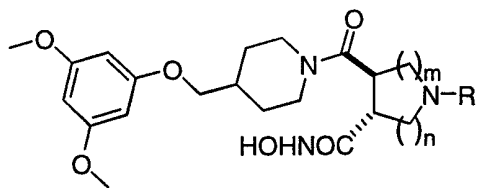
- D1** (m=0, n=2)  
**D2** (m=0, n=3)  
**D3** (m=1, n=2)  
**D4** (m=1, n=1)  
**D5** (m=2, n=0)  
**D6** (m=2, n=1)  
**D7** (m=3, n=0)



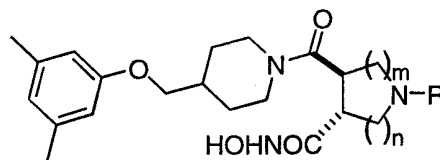
- E1** (m=0, n=2)  
**E2** (m=0, n=3)  
**E3** (m=1, n=2)  
**E4** (m=1, n=1)  
**E5** (m=2, n=0)  
**E6** (m=2, n=1)  
**E7** (m=3, n=0)



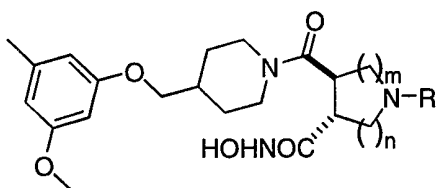
- F1** (m=0, n=2)  
**F2** (m=0, n=3)  
**F3** (m=1, n=2)  
**F4** (m=1, n=1)  
**F5** (m=2, n=0)  
**F6** (m=2, n=1)  
**F7** (m=3, n=0)



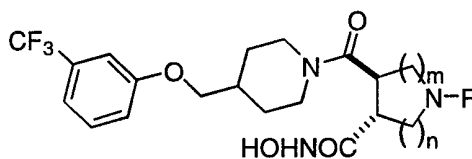
- G1** (m=0, n=2)  
**G2** (m=0, n=3)  
**G3** (m=1, n=2)  
**G4** (m=1, n=1)  
**G5** (m=2, n=0)  
**G6** (m=2, n=1)  
**G7** (m=3, n=0)



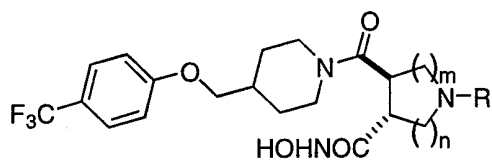
- H1** (m=0, n=2)  
**H2** (m=0, n=3)  
**H3** (m=1, n=2)  
**H4** (m=1, n=1)  
**H5** (m=2, n=0)  
**H6** (m=2, n=1)  
**H7** (m=3, n=0)



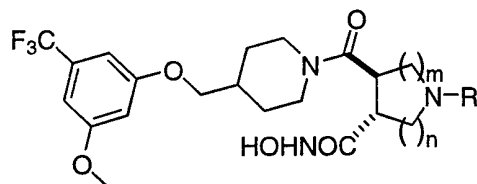
- I1** (m=0, n=2)  
**I2** (m=0, n=3)  
**I3** (m=1, n=2)  
**I4** (m=1, n=1)  
**I5** (m=2, n=0)  
**I6** (m=2, n=1)  
**I7** (m=3, n=0)



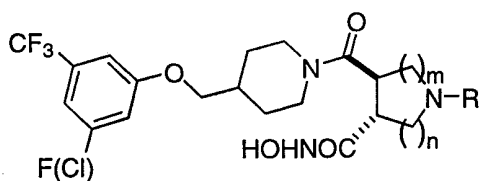
- J1** (m=0, n=2)  
**J2** (m=0, n=3)  
**J3** (m=1, n=2)  
**J4** (m=1, n=1)  
**J5** (m=2, n=0)  
**J6** (m=2, n=1)  
**J7** (m=3, n=0)



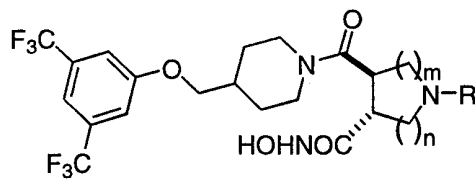
- K1** (m=0, n=2)  
**K2** (m=0, n=3)  
**K3** (m=1, n=2)  
**K4** (m=1, n=1)  
**K5** (m=2, n=0)  
**K6** (m=2, n=1)  
**K7** (m=3, n=0)



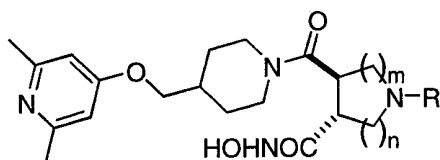
- L1** (m=0, n=2)  
**L2** (m=0, n=3)  
**L3** (m=1, n=2)  
**L4** (m=1, n=1)  
**L5** (m=2, n=0)  
**L6** (m=2, n=1)  
**L7** (m=3, n=0)



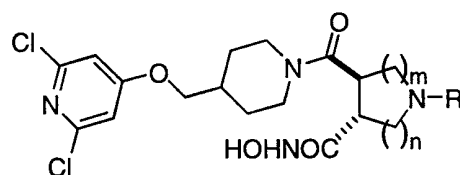
- M1** (m=0, n=2)  
**M2** (m=0, n=3)  
**M3** (m=1, n=2)  
**M4** (m=1, n=1)  
**M5** (m=2, n=0)  
**M6** (m=2, n=1)  
**M7** (m=3, n=0)



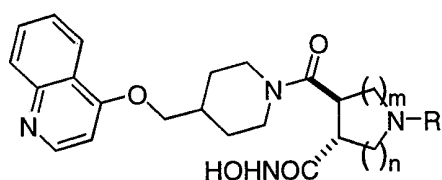
- N1** (m=0, n=2)  
**N2** (m=0, n=3)  
**N3** (m=1, n=2)  
**N4** (m=1, n=1)  
**N5** (m=2, n=0)  
**N6** (m=2, n=1)  
**N7** (m=3, n=0)



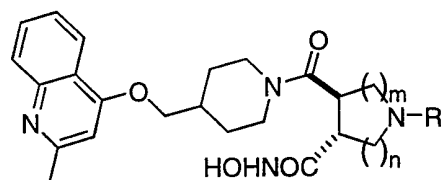
- O1** (m=0, n=2)  
**O2** (m=0, n=3)  
**O3** (m=1, n=2)  
**O4** (m=1, n=1)  
**O5** (m=2, n=0)  
**O6** (m=2, n=1)  
**O7** (m=3, n=0)



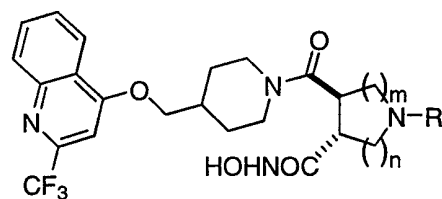
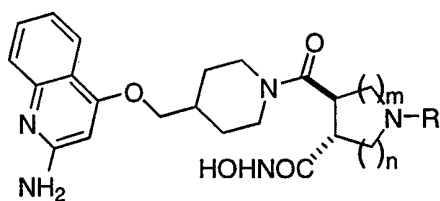
- P1** (m=0, n=2)  
**P2** (m=0, n=3)  
**P3** (m=1, n=2)  
**P4** (m=1, n=1)  
**P5** (m=2, n=0)  
**P6** (m=2, n=1)  
**P7** (m=3, n=0)



- Q1** (m=0, n=2)  
**Q2** (m=0, n=3)  
**Q3** (m=1, n=2)  
**Q4** (m=1, n=1)  
**Q5** (m=2, n=0)  
**Q6** (m=2, n=1)  
**Q7** (m=3, n=0)



- R1** (m=0, n=2)  
**R2** (m=0, n=3)  
**R3** (m=1, n=2)  
**R4** (m=1, n=1)  
**R5** (m=2, n=0)  
**R6** (m=2, n=1)  
**R7** (m=3, n=0)



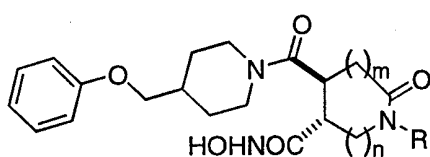
**S1** (m=0, n=2)  
**S2** (m=0, n=3)  
**S3** (m=1, n=2)  
**S4** (m=1, n=1)  
**S5** (m=2, n=0)  
**S6** (m=2, n=1)  
**S7** (m=3, n=0)

**T1** (m=0, n=2)  
**T2** (m=0, n=3)  
**T3** (m=1, n=2)  
**T4** (m=1, n=1)  
**T5** (m=2, n=0)  
**T6** (m=2, n=1)  
**T7** (m=3, n=0)

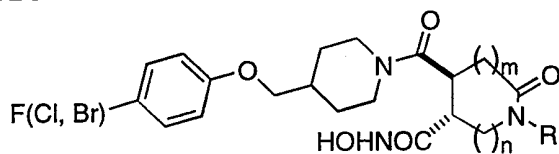
	<b>Ex #</b>	<b>R<sup>a</sup></b>
	1	methyl
	2	ethyl
5	3	propyl
	4	butyl
	5	pentyl
	6	hexyl
	7	isopropyl
10	8	isobutyl
	9	3-methylbutyl
	10	4-methylpentyl
	11	neopentyl
	12	cyclopropanemethyl
15	13	cyclopentanemethyl
	14	cyclohexanemethyl
	15	t-butylethyl
	16	cyclopropaneethyl
	17	benzyl
20	18	2-methylbenzyl
	19	3-methylbenzyl
	20	4-methylbenzyl
	21	2-fluorobenzyl
	22	3-fluorobenzyl
25	23	4-fluorobenzyl
	24	2-chlorobenzyl
	25	3-chlorobenzyl
	26	4-chlorobenzyl
	27	2-picolyl

	28	3-picolyl
	29	4-picolyl
	30	2-thiazolemethyl
	31	2-thiophenemethyl
5	32	2-furfuryl
	33	phenethyl

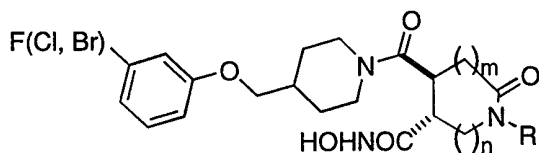
Table 12



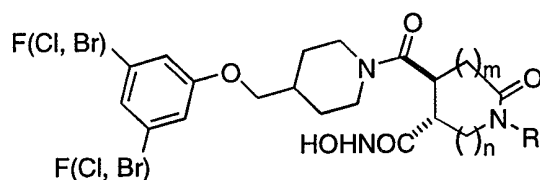
- A1** (m=0, n=1)  
**A2** (m=0, n=2)  
**A3** (m=0, n=3)  
**A4** (m=1, n=0)  
**A5** (m=1, n=1)  
**A6** (m=1, n=2)  
**A7** (m=2, n=0)  
**A8** (m=2, n=1)  
**A9** (m=3, n=0)



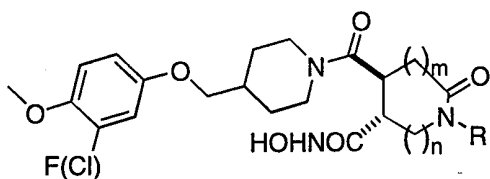
- B1** (m=0, n=1)  
**B2** (m=0, n=2)  
**B3** (m=0, n=3)  
**B4** (m=1, n=0)  
**B5** (m=1, n=1)  
**B6** (m=1, n=2)  
**B7** (m=2, n=0)  
**B8** (m=2, n=1)  
**B9** (m=3, n=0)



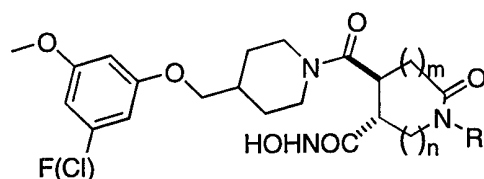
- C1** (m=0, n=1)  
**C2** (m=0, n=2)  
**C3** (m=0, n=3)  
**C4** (m=1, n=0)  
**C5** (m=1, n=1)  
**C6** (m=1, n=2)  
**C7** (m=2, n=0)  
**C8** (m=2, n=1)  
**C9** (m=3, n=0)



- D1** (m=0, n=1)  
**D2** (m=0, n=2)  
**D3** (m=0, n=3)  
**D4** (m=1, n=0)  
**D5** (m=1, n=1)  
**D6** (m=1, n=2)  
**D7** (m=2, n=0)  
**D8** (m=2, n=1)  
**D9** (m=3, n=0)

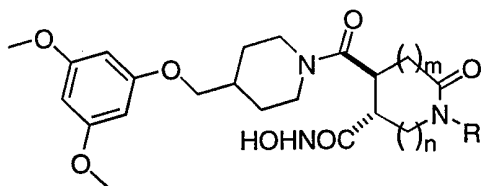


- E1** (m=0, n=1)  
**E2** (m=0, n=2)  
**E3** (m=0, n=3)  
**E4** (m=1, n=0)  
**E5** (m=1, n=1)  
**E6** (m=1, n=2)  
**E7** (m=2, n=0)  
**E8** (m=2, n=1)  
**E9** (m=3, n=0)

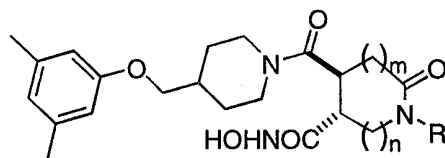


- F1** (m=0, n=1)  
**F2** (m=0, n=2)  
**F3** (m=0, n=3)  
**F4** (m=1, n=0)  
**F5** (m=1, n=1)  
**F6** (m=1, n=2)  
**F7** (m=2, n=0)  
**F8** (m=2, n=1)  
**F9** (m=3, n=0)

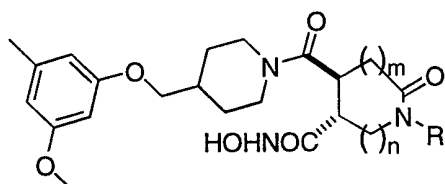




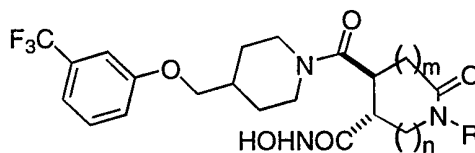
- G1** (m=0, n=1)  
**G2** (m=0, n=2)  
**G3** (m=0, n=3)  
**G4** (m=1, n=0)  
**G5** (m=1, n=1)  
**G6** (m=1, n=2)  
**G7** (m=2, n=0)  
**G8** (m=2, n=1)  
**G9** (m=3, n=0)



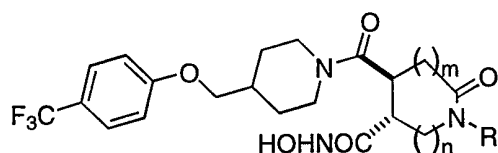
- H1** (m=0, n=1)  
**H2** (m=0, n=2)  
**H3** (m=0, n=3)  
**H4** (m=1, n=0)  
**H5** (m=1, n=1)  
**H6** (m=1, n=2)  
**H7** (m=2, n=0)  
**H8** (m=2, n=1)  
**H9** (m=3, n=0)



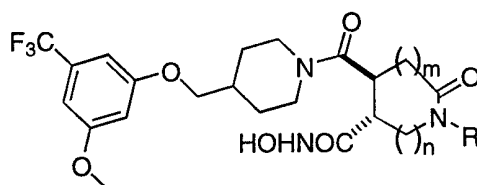
- I1** (m=0, n=1)  
**I2** (m=0, n=2)  
**I3** (m=0, n=3)  
**I4** (m=1, n=0)  
**I5** (m=1, n=1)  
**I6** (m=1, n=2)  
**I7** (m=2, n=0)  
**I8** (m=2, n=1)  
**I9** (m=3, n=0)



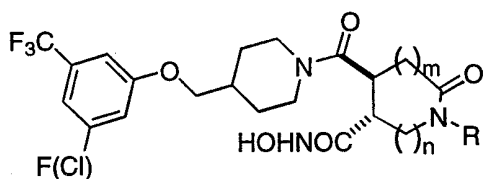
- J1** (m=0, n=1)  
**J2** (m=0, n=2)  
**J3** (m=0, n=3)  
**J4** (m=1, n=0)  
**J5** (m=1, n=1)  
**J6** (m=1, n=2)  
**J7** (m=2, n=0)  
**J8** (m=2, n=1)  
**J9** (m=3, n=0)



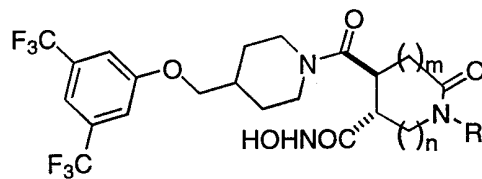
- K1** (m=0, n=1)  
**K2** (m=0, n=2)  
**K3** (m=0, n=3)  
**K4** (m=1, n=0)  
**K5** (m=1, n=1)  
**K6** (m=1, n=2)  
**K7** (m=2, n=0)  
**K8** (m=2, n=1)  
**K9** (m=3, n=0)



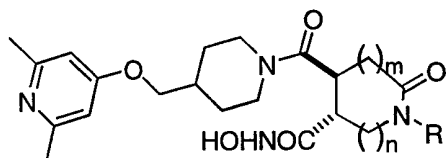
- L1** (m=0, n=1)  
**L2** (m=0, n=2)  
**L3** (m=0, n=3)  
**L4** (m=1, n=0)  
**L5** (m=1, n=1)  
**L6** (m=1, n=2)  
**L7** (m=2, n=0)  
**L8** (m=2, n=1)  
**L9** (m=3, n=0)



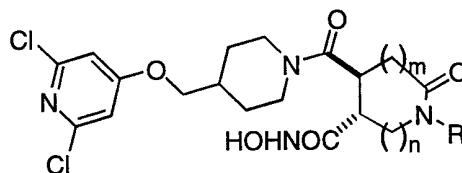
- M1** (m=0, n=1)  
**M2** (m=0, n=2)  
**M3** (m=0, n=3)  
**M4** (m=1, n=0)  
**M5** (m=1, n=1)  
**M6** (m=1, n=2)  
**M7** (m=2, n=0)  
**M8** (m=2, n=1)  
**M9** (m=3, n=0)



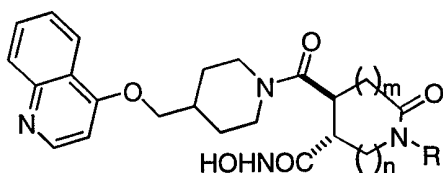
- N1** (m=0, n=1)  
**N2** (m=0, n=2)  
**N3** (m=0, n=3)  
**N4** (m=1, n=0)  
**N5** (m=1, n=1)  
**N6** (m=1, n=2)  
**N7** (m=2, n=0)  
**N8** (m=2, n=1)  
**N9** (m=3, n=0)



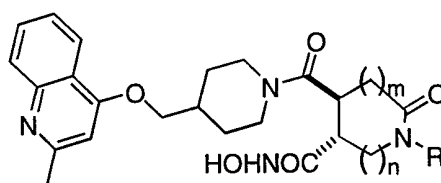
- O1** (m=0, n=1)  
**O2** (m=0, n=2)  
**O3** (m=0, n=3)  
**O4** (m=1, n=0)  
**O5** (m=1, n=1)  
**O6** (m=1, n=2)  
**O7** (m=2, n=0)  
**O8** (m=2, n=1)  
**O9** (m=3, n=0)



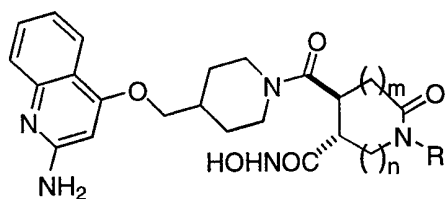
- P1** (m=0, n=1)  
**P2** (m=0, n=2)  
**P3** (m=0, n=3)  
**P4** (m=1, n=0)  
**P5** (m=1, n=1)  
**P6** (m=1, n=2)  
**P7** (m=2, n=0)  
**P8** (m=2, n=1)  
**P9** (m=3, n=0)



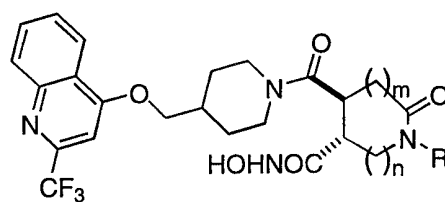
- Q1** (m=0, n=1)  
**Q2** (m=0, n=2)  
**Q3** (m=0, n=3)  
**Q4** (m=1, n=0)  
**Q5** (m=1, n=1)  
**Q6** (m=1, n=2)  
**Q7** (m=2, n=0)  
**Q8** (m=2, n=1)  
**Q9** (m=3, n=0)



- R1** (m=0, n=1)  
**R2** (m=0, n=2)  
**R3** (m=0, n=3)  
**R4** (m=1, n=0)  
**R5** (m=1, n=1)  
**R6** (m=1, n=2)  
**R7** (m=2, n=0)  
**R8** (m=2, n=1)  
**R9** (m=3, n=0)



**S1** (m=0, n=1)  
**S2** (m=0, n=2)  
**S3** (m=0, n=3)  
**S4** (m=1, n=0)  
**S5** (m=1, n=1)  
**S6** (m=1, n=2)  
**S7** (m=2, n=0)  
**S8** (m=2, n=1)  
**S9** (m=3, n=0)

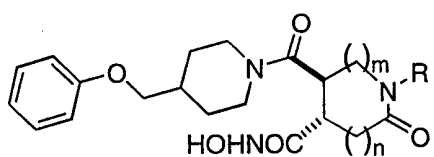


**T1** (m=0, n=1)  
**T2** (m=0, n=2)  
**T3** (m=0, n=3)  
**T4** (m=1, n=0)  
**T5** (m=1, n=1)  
**T6** (m=1, n=2)  
**T7** (m=2, n=0)  
**T8** (m=2, n=1)  
**T9** (m=3, n=0)

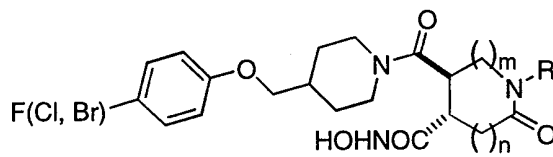
Ex #	R <sup>a</sup>
1	methyl
2	ethyl
5	3
	4
	5
	6
	7
10	8
	9
	10
	11
	12
15	13
	14
	15
	16
	17
20	18
	19
	20
	21
	22
25	23
	24
	25
	26

	27	2-picolyl
	28	3-picolyl
	29	4-picolyl
	30	2-thiazolemethyl
5	31	2-thiophenemethyl
	32	2-furfuryl
	33	phenethyl

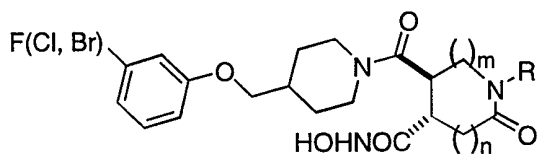
Table 13



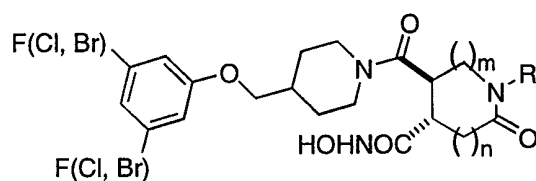
- A1** (m=0, n=1)  
**A2** (m=0, n=2)  
**A3** (m=0, n=3)  
**A4** (m=1, n=0)  
**A5** (m=1, n=1)  
**A6** (m=1, n=2)  
**A7** (m=2, n=0)  
**A8** (m=2, n=1)  
**A9** (m=3, n=0)



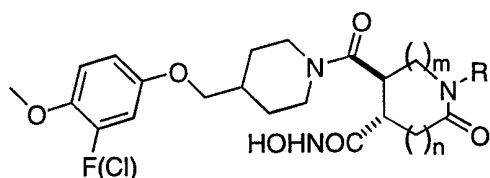
- B1** (m=0, n=1)  
**B2** (m=0, n=2)  
**B3** (m=0, n=3)  
**B4** (m=1, n=0)  
**B5** (m=1, n=1)  
**B6** (m=1, n=2)  
**B7** (m=2, n=0)  
**B8** (m=2, n=1)  
**B9** (m=3, n=0)



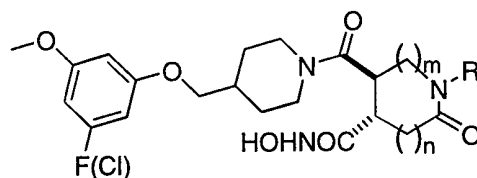
- C1** (m=0, n=1)  
**C2** (m=0, n=2)  
**C3** (m=0, n=3)  
**C4** (m=1, n=0)  
**C5** (m=1, n=1)  
**C6** (m=1, n=2)  
**C7** (m=2, n=0)  
**C8** (m=2, n=1)  
**C9** (m=3, n=0)



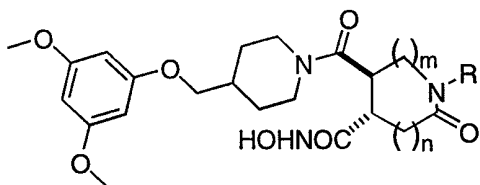
- D1** (m=0, n=1)  
**D2** (m=0, n=2)  
**D3** (m=0, n=3)  
**D4** (m=1, n=0)  
**D5** (m=1, n=1)  
**D6** (m=1, n=2)  
**D7** (m=2, n=0)  
**D8** (m=2, n=1)  
**D9** (m=3, n=0)



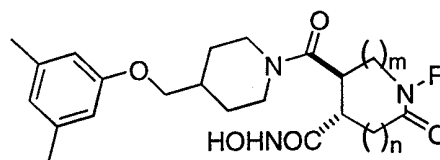
- E1** (m=0, n=1)  
**E2** (m=0, n=2)  
**E3** (m=0, n=3)  
**E4** (m=1, n=0)  
**E5** (m=1, n=1)  
**E6** (m=1, n=2)  
**E7** (m=2, n=0)  
**E8** (m=2, n=1)  
**E9** (m=3, n=0)



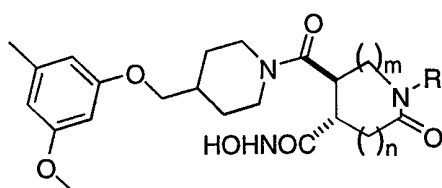
- F1** (m=0, n=1)  
**F2** (m=0, n=2)  
**F3** (m=0, n=3)  
**F4** (m=1, n=0)  
**F5** (m=1, n=1)  
**F6** (m=1, n=2)  
**F7** (m=2, n=0)  
**F8** (m=2, n=1)  
**F9** (m=3, n=0)



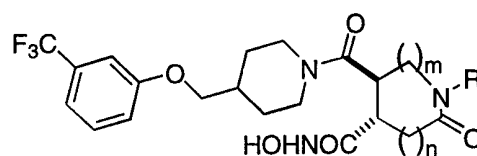
- G1** (m=0, n=1)  
**G2** (m=0, n=2)  
**G3** (m=0, n=3)  
**G4** (m=1, n=0)  
**G5** (m=1, n=1)  
**G6** (m=1, n=2)  
**G7** (m=2, n=0)  
**G8** (m=2, n=1)  
**G9** (m=3, n=0)



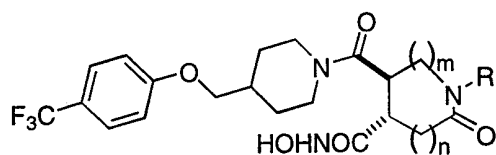
- H1** (m=0, n=1)  
**H2** (m=0, n=2)  
**H3** (m=0, n=3)  
**H4** (m=1, n=0)  
**H5** (m=1, n=1)  
**H6** (m=1, n=2)  
**H7** (m=2, n=0)  
**H8** (m=2, n=1)  
**H9** (m=3, n=0)



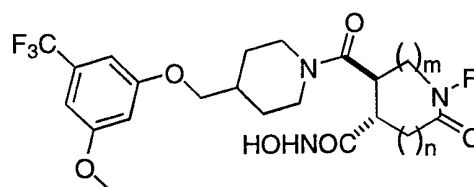
- I1** (m=0, n=1)  
**I2** (m=0, n=2)  
**I3** (m=0, n=3)  
**I4** (m=1, n=0)  
**I5** (m=1, n=1)  
**I6** (m=1, n=2)  
**I7** (m=2, n=0)  
**I8** (m=2, n=1)  
**I9** (m=3, n=0)



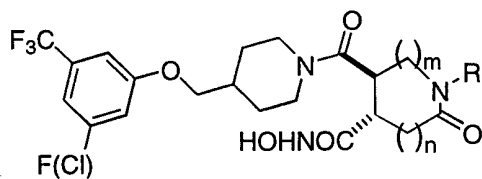
- J1** (m=0, n=1)  
**J2** (m=0, n=2)  
**J3** (m=0, n=3)  
**J4** (m=1, n=0)  
**J5** (m=1, n=1)  
**J6** (m=1, n=2)  
**J7** (m=2, n=0)  
**J8** (m=2, n=1)  
**J9** (m=3, n=0)



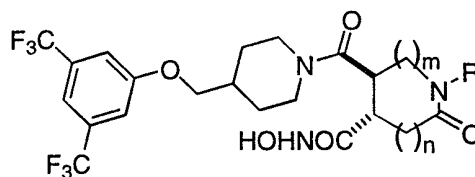
- K1** (m=0, n=1)  
**K2** (m=0, n=2)  
**K3** (m=0, n=3)  
**K4** (m=1, n=0)  
**K5** (m=1, n=1)  
**K6** (m=1, n=2)  
**K7** (m=2, n=0)  
**K8** (m=2, n=1)  
**K9** (m=3, n=0)



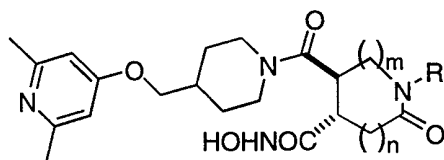
- L1** (m=0, n=1)  
**L2** (m=0, n=2)  
**L3** (m=0, n=3)  
**L4** (m=1, n=0)  
**L5** (m=1, n=1)  
**L6** (m=1, n=2)  
**L7** (m=2, n=0)  
**L8** (m=2, n=1)  
**L9** (m=3, n=0)



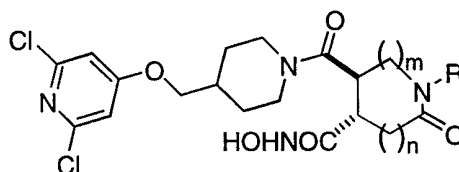
- M1** (m=0, n=1)  
**M2** (m=0, n=2)  
**M3** (m=0, n=3)  
**M4** (m=1, n=0)  
**M5** (m=1, n=1)  
**M6** (m=1, n=2)  
**M7** (m=2, n=0)  
**M8** (m=2, n=1)  
**M9** (m=3, n=0)



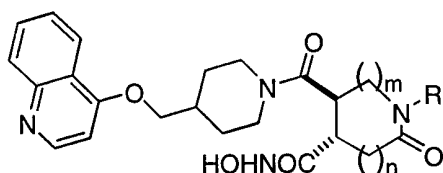
- N1** (m=0, n=1)  
**N2** (m=0, n=2)  
**N3** (m=0, n=3)  
**N4** (m=1, n=0)  
**N5** (m=1, n=1)  
**N6** (m=1, n=2)  
**N7** (m=2, n=0)  
**N8** (m=2, n=1)  
**N9** (m=3, n=0)



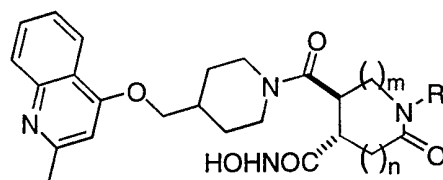
- O1** (m=0, n=1)  
**O2** (m=0, n=2)  
**O3** (m=0, n=3)  
**O4** (m=1, n=0)  
**O5** (m=1, n=1)  
**O6** (m=1, n=2)  
**O7** (m=2, n=0)  
**O8** (m=2, n=1)  
**O9** (m=3, n=0)



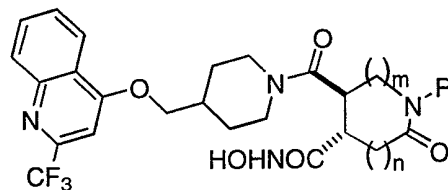
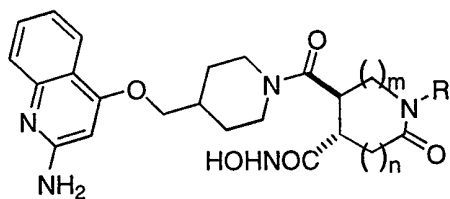
- P1** (m=0, n=1)  
**P2** (m=0, n=2)  
**P3** (m=0, n=3)  
**P4** (m=1, n=0)  
**P5** (m=1, n=1)  
**P6** (m=1, n=2)  
**P7** (m=2, n=0)  
**P8** (m=2, n=1)  
**P9** (m=3, n=0)



- Q1** (m=0, n=1)  
**Q2** (m=0, n=2)  
**Q3** (m=0, n=3)  
**Q4** (m=1, n=0)  
**Q5** (m=1, n=1)  
**Q6** (m=1, n=2)  
**Q7** (m=2, n=0)  
**Q8** (m=2, n=1)  
**Q9** (m=3, n=0)



- R1** (m=0, n=1)  
**R2** (m=0, n=2)  
**R3** (m=0, n=3)  
**R4** (m=1, n=0)  
**R5** (m=1, n=1)  
**R6** (m=1, n=2)  
**R7** (m=2, n=0)  
**R8** (m=2, n=1)  
**R9** (m=3, n=0)

**S1** (m=0, n=1)**S2** (m=0, n=2)**S3** (m=0, n=3)**S4** (m=1, n=0)**S5** (m=1, n=1)**S6** (m=1, n=2)**S7** (m=2, n=0)**S8** (m=2, n=1)**S9** (m=3, n=0)**T1** (m=0, n=1)**T2** (m=0, n=2)**T3** (m=0, n=3)**T4** (m=1, n=0)**T5** (m=1, n=1)**T6** (m=1, n=2)**T7** (m=2, n=0)**T8** (m=2, n=1)**T9** (m=3, n=0)

Ex #	R <sup>a</sup>
1	methyl
2	ethyl
3	propyl
4	butyl
5	pentyl
6	hexyl
7	isopropyl
8	isobutyl
9	3-methylbutyl
10	4-methylpentyl
11	neopentyl
12	cyclopropanemethyl
13	cyclopentanemethyl
14	cyclohexanemethyl
15	t-butylethyl
16	cyclopropaneethyl
17	benzyl
18	2-methylbenzyl
19	3-methylbenzyl
20	4-methylbenzyl
21	2-fluorobenzyl
22	3-fluorobenzyl
23	4-fluorobenzyl
24	2-chlorobenzyl
25	3-chlorobenzyl



	26	4-chlorobenzyl
	27	2-picolyl
	28	3-picolyl
	29	4-picolyl
5	30	2-thiazolemethyl
	31	2-thiophenemethyl
	32	2-furfuryl
	33	phenethyl

UTILITY

The compounds of formula I are expected to possess metalloproteinase and aggrecanase and TNF inhibitory activity. The MMP inhibitory activity of the compounds of the present invention is demonstrated using assays of MMP activity, for example, using the assay described below for assaying inhibitors of MMP activity. The compounds of the present invention are expected to be bioavailable in vivo as demonstrated, for example, using the ex vivo assay described below. The compounds of formula I are expected to have the ability to suppress/inhibit cartilage degradation in vivo, for example, as demonstrated using the animal model of acute cartilage degradation described below.

The compounds provided by this invention should also be useful as standards and reagents in determining the ability of a potential pharmaceutical to inhibit MPs. These would be provided in commercial kits comprising a compound of this invention.

Metalloproteinases have also been implicated in the degradation of basement membranes to allow infiltration of cancer cells into the circulation and subsequent penetration into other tissues leading to tumor metastasis. (Stetler-Stevenson, Cancer and Metastasis Reviews, 9, 289-303, 1990.) The compounds of the present invention should be useful for the prevention and treatment of invasive tumors by inhibition of this aspect of metastasis.

The compounds of the present invention should also have utility for the prevention and treatment of osteopenia associated with matrixmetalloproteinase-mediated breakdown of cartilage and bone which occurs in osteoporosis patients.

Compounds which inhibit the production or action of TNF and/or Aggrecanase and/or MP's are potentially useful for the treatment or prophylaxis of various inflammatory, infectious, immunological or malignant diseases. These include, but are not limited to inflammation, fever, cardiovascular effects, hemorrhage, coagulation and acute phase response, an acute infection, septic shock, haemodynamic shock and sepsis syndrome, post ischaemic

reperfusion injury, malaria, Crohn's disease, mycobacterial infection, meningitis, psoriasis, periodontitis, gingivitis, congestive heart failure, fibrotic disease, cachexia, and anoxia, graft rejection, cancer, corneal ulceration or tumor invasion by secondary metastases, autoimmune disease, skin inflammatory diseases, multiple osteo and rheumatoid arthritis, multiple sclerosis, radiation damage, HIV, and hyperoxic alveolar injury.

Some compounds of the present invention have been shown to inhibit TNF production in lipopolysaccharide stimulated mice, for example, using the assay for TNF Induction in Mice and in human whole blood as described below.

Some compounds of the present invention have been shown to inhibit aggrecanase a key enzyme in cartilage breakdown as determined by the aggrecanase assay described below.

As used herein "µg" denotes microgram, "mg" denotes milligram, "g" denotes gram, "µL" denotes microliter, "mL" denotes milliliter, "L" denotes liter, "nM" denotes nanomolar, "µM" denotes micromolar, "mM" denotes millimolar, "M" denotes molar and "nm" denotes nanometer. "Sigma" stands for the Sigma-Aldrich Corp. of St. Louis, MO.

A compound is considered to be active if it has an IC<sub>50</sub> or K<sub>i</sub> value of less than about 10 µM for the inhibition of a desired MMP. Preferred compounds of the present invention have K<sub>i</sub>'s or IC<sub>50</sub>'s of ≤1 µM. More preferred compounds of the present invention have K<sub>i</sub>'s or IC<sub>50</sub>'s of ≤0.1 µM. Even more preferred compounds of the present invention have K<sub>i</sub>'s or IC<sub>50</sub>'s of ≤0.01 µM. Still more preferred compounds of the present invention have K<sub>i</sub>'s or IC<sub>50</sub>'s of ≤0.001 µM.

#### Aggrecanase Enzymatic Assay

A novel enzymatic assay was developed to detect potential inhibitors of aggrecanase. The assay uses active aggrecanase accumulated in media from stimulated bovine nasal cartilage (BNC) or related cartilage sources and purified cartilage aggrecan monomer or a fragment thereof as a substrate.

The substrate concentration, amount of aggrecanase time of incubation and amount of product loaded for Western analysis were optimized for use of this assay in screening putative aggrecanase inhibitors. Aggrecanase is generated by stimulation of cartilage slices with interleukin-1 (IL-1), tumor necrosis factor alpha (TNF $\alpha$ ) or other stimuli. Matrix metalloproteinases (MMPs) are secreted from cartilage in an inactive, zymogen form following stimulation, although active enzymes are present within the matrix. We have shown that following depletion of the extracellular aggrecan matrix, active MMPs are released into the culture media. (Tortorella, M.D. et. al. Trans. Ortho. Res. Soc. 20, 341, 1995). Therefore, in order to accumulate BNC aggrecanase in culture media, cartilage is first depleted of endogenous aggrecan by stimulation with 500 ng/ml human recombinant IL-1 $\beta$  for 6 days with media changes every 2 days. Cartilage is then stimulated for an additional 8 days without media change to allow accumulation of soluble, active aggrecanase in the culture media. In order to decrease the amounts of other matrix metalloproteinases released into the media during aggrecanase accumulation, agents which inhibit MMP-1, -2, -3, and -9 biosynthesis are included during stimulation. This BNC conditioned media, containing aggrecanase activity is then used as the source of aggrecanase for the assay. Aggrecanase enzymatic activity is detected by monitoring production of aggrecan fragments produced exclusively by cleavage at the Glu373-Ala374 bond within the aggrecan core protein by Western analysis using the monoclonal antibody, BC-3 (Hughes, CE, et al., Biochem J 306:799-804, 1995). This antibody recognizes aggrecan fragments with the N-terminus, 374ARGSVIL, generated upon cleavage by aggrecanase. The BC-3 antibody recognizes this neoepitope only when it is at the N-terminus and not when it is present internally within aggrecan fragments or within the aggrecan protein core. Other proteases produced by cartilage in response to IL-1 do not cleave aggrecan at the Glu373-Ala374 aggrecanase site; therefore, only products produced upon

cleavage by aggrecanase are detected. Kinetic studies using this assay yield a  $K_m$  of  $1.5 \pm 0.35 \mu M$  for aggrecanase.

To evaluate inhibition of aggrecanase, compounds are prepared as 10 mM stocks in DMSO, water or other solvents and diluted to appropriate concentrations in water. Drug (50  $\mu l$ ) is added to 50  $\mu l$  of aggrecanase-containing media and 50  $\mu l$  of 2 mg/ml aggrecan substrate and brought to a final volume of 200  $\mu l$  in 0.2 M Tris, pH 7.6, containing 0.4 M NaCl and 40 mM  $CaCl_2$ . The assay is run for 4 hr at 37°C, quenched with 20 mM EDTA and analyzed for aggrecanase-generated products. A sample containing enzyme and substrate without drug is included as a positive control and enzyme incubated in the absence of substrate serves as a measure of background.

Removal of the glycosaminoglycan side chains from aggrecan is necessary for the BC-3 antibody to recognize the ARGSVIL epitope on the core protein. Therefore, for analysis of aggrecan fragments generated by cleavage at the Glu373-Ala374 site, proteoglycans and proteoglycan fragments are enzymatically deglycosylated with chondroitinase ABC (0.1 units/10  $\mu g$  GAG) for 2 hr at 37°C and then with keratanase (0.1 units/10  $\mu g$  GAG) and keratanase II (0.002 units/10  $\mu g$  GAG) for 2 hr at 37°C in buffer containing 50 mM sodium acetate, 0.1 M Tris/HCl, pH 6.5. After digestion, aggrecan in the samples is precipitated with 5 volumes of acetone and resuspended in 30  $\mu l$  of Tris glycine SDS sample buffer (Novex) containing 2.5% beta mercaptoethanol. Samples are loaded and then separated by SDS-PAGE under reducing conditions with 4-12% gradient gels, transferred to nitrocellulose and immunolabeled with 1:500 dilution of antibody BC3. Subsequently, membranes are incubated with a 1:5000 dilution of goat anti-mouse IgG alkaline phosphatase second antibody and aggrecan catabolites visualized by incubation with appropriate substrate for 10-30 minutes to achieve optimal color development. Blots are quantitated by scanning densitometry and inhibition of aggrecanase determined by comparing the amount of product produced in the presence versus absence of compound.

PBMC ASSAY

Human peripheral blood mononuclear cells (PBMC) were obtained from normal donor blood by leukaphoresis and isolated by Ficoll-Paque density separation. PBMCs were suspended in .5ml RPMI 1640 with no serum at  $2 \times 10^6$  cells/ml in 96 well polystyrene plates. Cells were preincubated 10 minutes with compound, then stimulated with 1  $\mu$ g/ml LPS (Lipopolysaccharide, Salmonella typhimurium) to induce TNF production. After an incubation of 5 hours at 37°C in 95% air, 5% CO<sub>2</sub> environment, culture supernatants were removed and tested by standard sandwich ELISA for TNF production.

15 TNF Human Whole Blood Assay

Blood is drawn from normal donors into tubes containing 143 USP units of heparin/10ml. 225ul of blood is plated directly into sterile polypropylene tubes. Compounds are diluted in DMSO/serum free media and added to the blood samples so the final concentration of compounds are 50, 10, 5, 1, .5, .1, and .01  $\mu$ M. The final concentration of DMSO does not exceed .5%. Compounds are preincubated for 15 minutes before the addition of 100ng/ml LPS. Plates are incubated for 5 hours in an atmosphere of 5% CO<sub>2</sub> in air. At the end of 5 hours, 750ul of serum free media is added to each tube and the samples are spun at 1200RPM for 10 minutes. The supernatant is collected off the top and assayed for TNF-alpha production by a standard sandwich ELISA. The ability of compounds to inhibit TNF-alpha production by 50% compared to DMSO treated cultures is given by the IC50 value.

TNF Induction In Mice

35 Test compounds are administered to mice either I.P. or P.O. at time zero. Immediately following compound administration, mice receive an I.P. injection of 20 mg of D-galactosamine plus 10  $\mu$ g of lipopolysaccharide. One hour

later, animals are anesthetized and bled by cardiac puncture. Blood plasma is evaluated for TNF levels by an ELISA specific for mouse TNF. Administration of representative compounds of the present invention to mice results in a dose-dependent suppression of plasma TNF levels at one hour in the above assay.

#### MMP Counterscreens

The enzymatic activities of recombinant MMP-1, 3 and 9 were measured at 25 °C with a fluorometric assay (Copeland, R.A.; Lombardo, D.; Giannaras, J. and Decicco, C.P. *Bioorganic Med. Chem. Lett.* **1995**, 5, 1947-1952). Final enzyme concentrations in the assay were between 0.05 and 10 nM depending on the enzyme and the potency of the inhibitor tested. The permissive peptide substrate, MCA-Pro-Leu-Gly-Leu-DPA-Ala-Arg-NH<sub>2</sub>, was present at a final concentration of 10 µM in all assays. Initial velocities, in the presence or absence of inhibitor, were measured as slopes of the linear portion of the product progress curves. IC<sub>50</sub> values were determined by plotting the inhibitor concentration dependence of the fractional velocity for each enzyme, and fitting the data by non-linear least squares methods to the standard isotherm equation (Copeland, R.A. *Enzymes: A practical Introduction to Structure, Mechanism and Data Analysis*, Wiley-VHC, New York, **1996**, pp 187-223). All of the hydroxamic acids studied here were assumed to act as competitive inhibitors of the enzyme, binding to the active site Zn atom as previously demonstrated by crystallographic studies of MMP-3 complexed with related hydroxamic acids (Rockwell, A.; Melden, M.; Copeland, R.A.; Hardman, K.; Decicco, C.P. and DeGrado, W.F. *J. Am. Chem. Soc.* **1996**, 118, 10337-10338). Based on the assumption of competitive inhibition, the IC<sub>50</sub> values were converted to K<sub>i</sub> values as previously described.

Compounds tested in the above assay are considered to be active if they exhibit a K<sub>i</sub> of ≤10 µM. Preferred compounds of the present invention have K<sub>i</sub>'s of ≤1 µM. More preferred compounds of the present invention have K<sub>i</sub>'s of

$\leq 0.1$   $\mu\text{M}$ . Even more preferred compounds of the present invention have  $K_i$ 's of  $\leq 0.01$   $\mu\text{M}$ . Still more preferred compounds of the present invention have  $K_i$ 's of  $\leq 0.001$   $\mu\text{M}$ .

Using the methodology described above, a number of  
5 compounds of the present invention were found to exhibit  $K_i$ 's of  $\leq 10$   $\mu\text{M}$ , thereby confirming the utility of the compounds of the present invention.

#### Dosage and Formulation

10 The compounds of the present invention can be administered orally using any pharmaceutically acceptable dosage form known in the art for such administration. The active ingredient can be supplied in solid dosage forms such as dry powders, granules, tablets or capsules, or in liquid  
15 dosage forms, such as syrups or aqueous suspensions. The active ingredient can be administered alone, but is generally administered with a pharmaceutical carrier. A valuable treatise with respect to pharmaceutical dosage forms is Remington's Pharmaceutical Sciences, Mack  
20 Publishing.

The compounds of the present invention can be administered in such oral dosage forms as tablets, capsules (each of which includes sustained release or timed release formulations), pills, powders, granules, elixirs, tinctures,  
25 suspensions, syrups, and emulsions. Likewise, they may also be administered in intravenous (bolus or infusion), intraperitoneal, subcutaneous, or intramuscular form, all using dosage forms well known to those of ordinary skill in the pharmaceutical arts. An effective but non-toxic amount  
30 of the compound desired can be employed as an antiinflammatory and antiarthritic agent.

The compounds of this invention can be administered by any means that produces contact of the active agent with the agent's site of action in the body of a mammal. They can be  
35 administered by any conventional means available for use in conjunction with pharmaceuticals, either as individual therapeutic agents or in a combination of therapeutic agents. They can be administered alone, but generally



administered with a pharmaceutical carrier selected on the basis of the chosen route of administration and standard pharmaceutical practice.

The dosage regimen for the compounds of the present invention will, of course, vary depending upon known factors, such as the pharmacodynamic characteristics of the particular agent and its mode and route of administration; the species, age, sex, health, medical condition, and weight of the recipient; the nature and extent of the symptoms; the kind of concurrent treatment; the frequency of treatment; the route of administration, the renal and hepatic function of the patient, and the effect desired. An ordinarily skilled physician or veterinarian can readily determine and prescribe the effective amount of the drug required to prevent, counter, or arrest the progress of the condition.

By way of general guidance, the daily oral dosage of each active ingredient, when used for the indicated effects, will range between about 0.001 to 1000 mg/kg of body weight, preferably between about 0.01 to 100 mg/kg of body weight per day, and most preferably between about 1.0 to 20 mg/kg/day. For a normal male adult human of approximately 70 kg of body weight, this translates into a dosage of 70 to 1400 mg/day. Intravenously, the most preferred doses will range from about 1 to about 10 mg/kg/minute during a constant rate infusion. Advantageously, compounds of the present invention may be administered in a single daily dose, or the total daily dosage may be administered in divided doses of two, three, or four times daily.

The compounds for the present invention can be administered in intranasal form via topical use of suitable intranasal vehicles, or via transdermal routes, using those forms of transdermal skin patches well known to those of ordinary skill in that art. To be administered in the form of a transdermal delivery system, the dosage administration will, of course, be continuous rather than intermittent throughout the dosage regimen.

In the methods of the present invention, the compounds herein described in detail can form the active ingredient,

and are typically administered in admixture with suitable pharmaceutical diluents, excipients, or carriers (collectively referred to herein as carrier materials) suitably selected with respect to the intended form of administration, that is, oral tablets, capsules, elixirs, syrups and the like, and consistent with conventional pharmaceutical practices.

For instance, for oral administration in the form of a tablet or capsule, the active drug component can be combined with an oral, non-toxic, pharmaceutically acceptable, inert carrier such as lactose, starch, sucrose, glucose, methyl cellulose, magnesium stearate, dicalcium phosphate, calcium sulfate, mannitol, sorbitol and the like; for oral administration in liquid form, the oral drug components can be combined with any oral, non-toxic, pharmaceutically acceptable inert carrier such as ethanol, glycerol, water, and the like. Moreover, when desired or necessary, suitable binders, lubricants, disintegrating agents, and coloring agents can also be incorporated into the mixture. Suitable binders include starch, gelatin, natural sugars such as glucose or beta-lactose, corn sweeteners, natural and synthetic gums such as acacia, tragacanth, or sodium alginate, carboxymethylcellulose, polyethylene glycol, waxes, and the like. Lubricants used in these dosage forms include sodium oleate, sodium stearate, magnesium stearate, sodium benzoate, sodium acetate, sodium chloride, and the like. Disintegrators include, without limitation, starch, methyl cellulose, agar, bentonite, xanthan gum, and the like.

The compounds of the present invention can also be administered in the form of liposome delivery systems, such as small unilamellar vesicles, large unilamellar vesicles, and multilamellar vesicles. Liposomes can be formed from a variety of phospholipids, such as cholesterol, stearylamine, or phosphatidylcholines.

Compounds of the present invention may also be coupled with soluble polymers as targetable drug carriers. Such polymers can include polyvinylpyrrolidone, pyran copolymer,

polyhydroxypropylmethacrylamide-phenol,  
polyhydroxyethylaspartamidephenol, or polyethyleneoxide-  
polylysine substituted with palmitoyl residues.

Furthermore, the compounds of the present invention may be  
5 coupled to a class of biodegradable polymers useful in  
achieving controlled release of a drug, for example,  
polylactic acid, polyglycolic acid, copolymers of polylactic  
and polyglycolic acid, polyepsilon caprolactone, polyhydroxy  
butyric acid, polyorthoesters, polyacetals,  
10 polydihydropyrans, polycyanoacylates, and crosslinked or  
amphipathic block copolymers of hydrogels.

Dosage forms (pharmaceutical compositions) suitable for  
administration may contain from about 1 milligram to about  
100 milligrams of active ingredient per dosage unit. In  
15 these pharmaceutical compositions the active ingredient will  
ordinarily be present in an amount of about 0.5-95% by  
weight based on the total weight of the composition.  
The active ingredient can be administered orally in solid  
dosage forms, such as capsules, tablets, and powders, or in  
20 liquid dosage forms, such as elixirs, syrups, and  
suspensions. It can also be administered parenterally, in  
sterile liquid dosage forms.

Gelatin capsules may contain the active ingredient and  
powdered carriers, such as lactose, starch, cellulose  
25 derivatives, magnesium stearate, stearic acid, and the like.  
Similar diluents can be used to make compressed tablets.  
Both tablets and capsules can be manufactured as sustained  
release products to provide for continuous release of  
medication over a period of hours. Compressed tablets can be  
30 sugar coated or film coated to mask any unpleasant taste and  
protect the tablet from the atmosphere, or enteric coated  
for selective disintegration in the gastrointestinal tract.  
Liquid dosage forms for oral administration can contain  
coloring and flavoring to increase patient acceptance.  
35 In general, water, a suitable oil, saline, aqueous dextrose  
(glucose), and related sugar solutions and glycols such as  
propylene glycol or polyethylene glycols are suitable  
carriers for parenteral solutions. Solutions for parenteral

administration preferably contain a water soluble salt of the active ingredient, suitable stabilizing agents, and if necessary, buffer substances. Antioxidizing agents such as sodium bisulfite, sodium sulfite, or ascorbic acid, either alone or combined, are suitable stabilizing agents. Also used are citric acid and its salts and sodium EDTA. In addition, parenteral solutions can contain preservatives, such as benzalkonium chloride, methyl- or propyl-paraben, and chlorobutanol.

Suitable pharmaceutical carriers are described in Remington's Pharmaceutical Sciences, Mack Publishing Company, a standard reference text in this field. Useful pharmaceutical dosage-forms for administration of the compounds of this invention can be illustrated as follows:

#### Capsules

Capsules are prepared by conventional procedures so that the dosage unit is 500 milligrams of active ingredient, 100 milligrams of cellulose and 10 milligrams of magnesium stearate.

A large number of unit capsules may also prepared by filling standard two-piece hard gelatin capsules each with 100 milligrams of powdered active ingredient, 150 milligrams of lactose, 50 milligrams of cellulose, and 6 milligrams magnesium stearate.

#### Syrup

	<u>Wt. %</u>
Active Ingredient	10
Liquid Sugar	50
Sorbitol	20
Glycerine	5
Flavor, Colorant and Preservative	as required
Water	as required

The final volume is brought up to 100% by the addition of distilled water.

Aqueous Suspension

		<u>Wt. %</u>
	Active Ingredient	10
	Sodium Saccharin	0.01
5	Keltrol® (Food Grade Xanthan Gum)	0.2
	Liquid Sugar	5
	Flavor, Colorant and	as required
	Preservative	
	Water	as required

Xanthan gum is slowly added into distilled water before adding the active ingredient and the rest of the formulation ingredients. The final suspension is passed through a homogenizer to assure the elegance of the final products.

Resuspendable Powder

		<u>Wt. %</u>
20	Active Ingredient	50.0
	Lactose	35.0
	Sugar	10.0
	Acacia	4.7
	Sodium Carboxymethylcellulose	0.3

Each ingredient is finely pulverized and then uniformly mixed together. Alternatively, the powder can be prepared as a suspension and then spray dried.

Semi-Solid Gel

		<u>Wt. %</u>
	Active Ingredient	10
	Sodium Saccharin	0.02
	Gelatin	2
35	Flavor, Colorant and	as required
	Preservative	
	Water	as required

Gelatin is prepared in hot water. The finely pulverized active ingredient is suspended in the gelatin solution and then the rest of the ingredients are mixed in. The suspension is filled into a suitable packaging container and cooled down to form the gel.

Semi-Solid Paste

		<u>Wt. %</u>
	Active Ingredient	10
	Gelcarin® (Carrageenin gum)	1
5	Sodium Saccharin	0.01
	Gelatin	2
	Flavor, Colorant and	as required
	Preservative	
	Water	as required

10

15      Gelcarin® is dissolved in hot water (around 80°C)  
 and then the fine-powder active ingredient is  
 suspended in this solution. Sodium saccharin and  
 the rest of the formulation ingredients are added  
 to the suspension while it is still warm. The  
 suspension is homogenized and then filled into  
 suitable containers.

Emulsifiable Paste

		<u>Wt. %</u>
20	Active Ingredient	30
	Tween® 80 and Span® 80	6
	Keltrol®	0.5
	Mineral Oil	63.5

25

All the ingredients are carefully mixed together  
 to make a homogenous paste.

## Soft Gelatin Capsules

30      A mixture of active ingredient in a digestable oil such  
 as soybean oil, cottonseed oil or olive oil is prepared and  
 injected by means of a positive displacement pump into  
 gelatin to form soft gelatin capsules containing 100  
 milligrams of the active ingredient. The capsules are  
 35 washed and dried.

## Tablets

Tablets may be prepared by conventional procedures so  
 that the dosage unit is 500 milligrams of active ingredient,  
 40 150 milligrams of lactose, 50 milligrams of cellulose and 10  
 milligrams of magnesium stearate.

A large number of tablets may also be prepared by  
 conventional procedures so that the dosage unit was 100  
 milligrams of active ingredient, 0.2 milligrams of colloidal  
 45 silicon dioxide, 5 milligrams of magnesium stearate, 275

milligrams of microcrystalline cellulose, 11 milligrams of starch and 98.8 milligrams of lactose. Appropriate coatings may be applied to increase palatability or delay absorption.

## 5   Injectable

A parenteral composition suitable for administration by injection is prepared by stirring 1.5% by weight of active ingredient in 10% by volume propylene glycol and water. The solution is made isotonic with sodium chloride and  
10   sterilized.

## Suspension

An aqueous suspension is prepared for oral administration so that each 5 mL contain 100 mg of finely  
15   divided active ingredient, 200 mg of sodium carboxymethyl cellulose, 5 mg of sodium benzoate, 1.0 g of sorbitol solution, U.S.P., and 0.025 mL of vanillin.

The compounds of the present invention may be administered in combination with a second therapeutic agent,  
20   especially non-steroidal anti-inflammatory drugs (NSAID's). The compound of Formula I and such second therapeutic agent can be administered separately or as a physical combination in a single dosage unit, in any dosage form and by various routes of administration, as described above.

25   The compound of Formula I may be formulated together with the second therapeutic agent in a single dosage unit (that is, combined together in one capsule, tablet, powder, or liquid, etc.). When the compound of Formula I and the second therapeutic agent are not formulated together in a  
30   single dosage unit, the compound of Formula I and the second therapeutic agent may be administered essentially at the same time, or in any order; for example the compound of Formula I may be administered first, followed by  
administration of the second agent. When not administered  
35   at the same time, preferably the administration of the compound of Formula I and the second therapeutic agent occurs less than about one hour apart, more preferably less than about 5 to 30 minutes apart.

Preferably the route of administration of the compound of Formula I is oral. Although it is preferable that the compound of Formula I and the second therapeutic agent are both administered by the same route (that is, for example, both orally), if desired, they may each be administered by different routes and in different dosage forms (that is, for example, one component of the combination product may be administered orally, and another component may be administered intravenously).

The dosage of the compound of Formula I when administered alone or in combination with a second therapeutic agent may vary depending upon various factors such as the pharmacodynamic characteristics of the particular agent and its mode and route of administration, the age, health and weight of the recipient, the nature and extent of the symptoms, the kind of concurrent treatment, the frequency of treatment, and the effect desired, as described above.

Particularly when provided as a single dosage unit, the potential exists for a chemical interaction between the combined active ingredients. For this reason, when the compound of Formula I and a second therapeutic agent are combined in a single dosage unit they are formulated such that although the active ingredients are combined in a single dosage unit, the physical contact between the active ingredients is minimized (that is, reduced). For example, one active ingredient may be enteric coated. By enteric coating one of the active ingredients, it is possible not only to minimize the contact between the combined active ingredients, but also, it is possible to control the release of one of these components in the gastrointestinal tract such that one of these components is not released in the stomach but rather is released in the intestines. One of the active ingredients may also be coated with a sustained-release material which effects a sustained-release throughout the gastrointestinal tract and also serves to minimize physical contact between the combined active ingredients. Furthermore, the sustained-released component



can be additionally enteric coated such that the release of this component occurs only in the intestine. Still another approach would involve the formulation of a combination product in which the one component is coated with a sustained and/or enteric release polymer, and the other component is also coated with a polymer such as a low-viscosity grade of hydroxypropyl methylcellulose (HPMC) or other appropriate materials as known in the art, in order to further separate the active components. The polymer coating serves to form an additional barrier to interaction with the other component.

These as well as other ways of minimizing contact between the components of combination products of the present invention, whether administered in a single dosage form or administered in separate forms but at the same time by the same manner, will be readily apparent to those skilled in the art, once armed with the present disclosure.

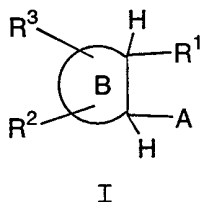
The present invention also includes pharmaceutical kits useful, for example, in the treatment or prevention of osteoarthritis or rheumatoid arthritis, which comprise one or more containers containing a pharmaceutical composition comprising a therapeutically effective amount of a compound of Formula I. Such kits may further include, if desired, one or more of various conventional pharmaceutical kit components, such as, for example, containers with one or more pharmaceutically acceptable carriers, additional containers, etc., as will be readily apparent to those skilled in the art. Instructions, either as inserts or as labels, indicating quantities of the components to be administered, guidelines for administration, and/or guidelines for mixing the components, may also be included in the kit.

In the present disclosure it should be understood that the specified materials and conditions are important in practicing the invention but that unspecified materials and conditions are not excluded so long as they do not prevent the benefits of the invention from being realized.

Although this invention has been described with respect to specific embodiments, the details of these embodiments are not to be construed as limitations. Various equivalents, changes and modifications may be made without  
5 departing from the spirit and scope of this invention, and it is understood that such equivalent embodiments are part of this invention.

**WHAT IS CLAIMED IS:**

1. A compound of formula I:



or a stereoisomer or pharmaceutically acceptable salt form thereof, wherein;

A is selected from  $-\text{COR}^5$ ,  $-\text{CO}_2\text{H}$ ,  $\text{CH}_2\text{CO}_2\text{H}$ ,  $-\text{CO}_2\text{R}^6$ ,  $-\text{CONHOH}$ ,  $-\text{CONHOR}^5$ ,  $-\text{CONHOR}^6$ ,  $-\text{NHR}^a$ ,  $-\text{N}(\text{OH})\text{COR}^5$ ,  $-\text{SH}$ ,  $-\text{CH}_2\text{SH}$ ,  $-\text{SONHR}^a$ ,  $-\text{SN}_2\text{H}_2\text{R}^a$ ,  $-\text{PO}(\text{OH})_2$ , and  $-\text{PO}(\text{OH})\text{NHR}^a$ ;

ring B is a 3-8 membered non-aromatic ring with 0-1 carbonyl groups and from 0-2 ring heteroatoms selected from O, N,  $\text{NR}^2$ , and  $\text{S}(\text{O})_p$ , provided that ring B contains a total of 0-1 ring S and O atoms;

$\text{R}^1$  is  $-\text{U}-\text{X}-\text{Y}-\text{Z}-\text{U}^a-\text{X}^a-\text{Y}^a-\text{Z}^a$ ;

U is absent or is selected from: O,  $\text{NR}^{a'}$ ,  $\text{C}(\text{O})$ ,  $\text{C}(\text{O})\text{O}$ ,  $\text{OC}(\text{O})$ ,  $\text{C}(\text{O})\text{NR}^{a'}$ ,  $\text{NR}^{a'}\text{C}(\text{O})$ ,  $\text{OC}(\text{O})\text{O}$ ,  $\text{OC}(\text{O})\text{NR}^{a'}$ ,  $\text{NR}^{a'}\text{C}(\text{O})\text{O}$ ,  $\text{NR}^{a'}\text{C}(\text{O})\text{NR}^{a'}$ ,  $\text{S}(\text{O})_p$ ,  $\text{S}(\text{O})_p\text{NR}^{a'}$ ,  $\text{NR}^{a'}\text{S}(\text{O})_p$ , and  $\text{NR}^{a'}\text{SO}_2\text{NR}^{a'}$ ;

X is absent or selected from  $\text{C}_{1-10}$  alkylene,  $\text{C}_{2-10}$  alkenylene, and  $\text{C}_{2-10}$  alkynylene;

Y is absent or selected from O,  $\text{NR}^{a'}$ ,  $\text{S}(\text{O})_p$ , and  $\text{C}(\text{O})$ ;

Z is absent or selected from a  $\text{C}_{3-13}$  carbocyclic residue substituted with 0-5  $\text{R}^b$  and a 5-14 membered heterocyclic system containing from 1-4 heteroatoms selected from the group consisting of N, O, and S and substituted with 0-5  $\text{R}^b$ ;

U<sup>a</sup> is absent or is selected from: O, NR<sup>a'</sup>, C(O), C(O)O,  
 OC(O), C(O)NR<sup>a'</sup>, NR<sup>a'</sup>C(O), OC(O)O, OC(O)NR<sup>a'</sup>, NR<sup>a'</sup>C(O)O,  
 NR<sup>a'</sup>C(O)NR<sup>a'</sup>, S(O)<sub>p</sub>, S(O)<sub>p</sub>NR<sup>a'</sup>, NR<sup>a'</sup>S(O)<sub>p</sub>, and  
 5 NR<sup>a'</sup>SO<sub>2</sub>NR<sup>a'</sup>;

X<sup>a</sup> is absent or selected from C<sub>1-10</sub> alkylene, C<sub>2-10</sub>  
 alkenylene, and C<sub>2-10</sub> alkynylene;

10 Y<sup>a</sup> is absent or selected from O, NR<sup>a'</sup>, S(O)<sub>p</sub>, and C(O);

Z<sup>a</sup> is selected from H, a C<sub>3-13</sub> carbocyclic residue  
 substituted with 0-5 R<sup>c</sup> and a 5-14 membered  
 heterocyclic system containing from 1-4 heteroatoms  
 15 selected from the group consisting of N, O, and S and  
 substituted with 0-5 R<sup>c</sup>;

provided that U, Y, Z, U<sup>a</sup>, Y<sup>a</sup>, and Z<sup>a</sup> do not combine to form  
 a N-N, N-O, O-N, O-O, S(O)<sub>p</sub>-O, O-S(O)<sub>p</sub> or S(O)<sub>p</sub>-S(O)<sub>p</sub>  
 20 group;

R<sup>2</sup> is selected from H, C<sub>1-6</sub> alkylene-Q, C<sub>2-6</sub> alkenylene-Q,  
 C<sub>2-6</sub> alkynylene-Q, (CR<sup>a</sup>RA')<sub>r</sub>O(CR<sup>a</sup>RA')<sub>r</sub>-Q,  
 (CR<sup>a</sup>RA')<sub>r</sub>NR<sup>a</sup>(CR<sup>a</sup>RA')<sub>r</sub>-Q, (CR<sup>a</sup>RA')<sub>r</sub>C(O)(CR<sup>a</sup>RA')<sub>r</sub>-Q,  
 25 (CR<sup>a</sup>RA')<sub>r</sub>C(O)O(CR<sup>a</sup>RA')<sub>r</sub>-Q, (CR<sup>a</sup>RA')<sub>r</sub>OC(O)(CR<sup>a</sup>RA')<sub>r</sub>-Q,  
 (CR<sup>a</sup>RA')<sub>r</sub>C(O)NR<sup>a</sup>(CR<sup>a</sup>RA')<sub>r</sub>-Q, (CR<sup>a</sup>RA')<sub>r</sub>NR<sup>a</sup>C(O)(CR<sup>a</sup>RA')<sub>r</sub>-Q,  
 (CR<sup>a</sup>RA')<sub>r</sub>OC(O)O(CR<sup>a</sup>RA')<sub>r</sub>-Q,  
 (CR<sup>a</sup>RA')<sub>r</sub>OC(O)NR<sup>a</sup>(CR<sup>a</sup>RA')<sub>r</sub>-Q,  
 (CR<sup>a</sup>RA')<sub>r</sub>NR<sup>a</sup>C(O)O(CR<sup>a</sup>RA')<sub>r</sub>-Q,  
 30 (CR<sup>a</sup>RA')<sub>r</sub>NR<sup>a</sup>C(O)NR<sup>a</sup>(CR<sup>a</sup>RA')<sub>r</sub>-Q,  
 (CR<sup>a</sup>RA')<sub>r</sub>S(O)<sub>p</sub>(CR<sup>a</sup>RA')<sub>r</sub>-Q, (CR<sup>a</sup>RA')<sub>r</sub>SO<sub>2</sub>NR<sup>a</sup>(CR<sup>a</sup>RA')<sub>r</sub>-Q,  
 (CR<sup>a</sup>RA')<sub>r</sub>NR<sup>a</sup>SO<sub>2</sub>(CR<sup>a</sup>RA')<sub>r</sub>-Q, and  
 (CR<sup>a</sup>RA')<sub>r</sub>NR<sup>a</sup>SO<sub>2</sub>NR<sup>a</sup>(CR<sup>a</sup>RA')<sub>r</sub>-Q;

35 Q is selected from H, a C<sub>3-13</sub> carbocyclic residue substituted  
 with 0-5 R<sup>d</sup> and a 5-14 membered heteroaryl system  
 containing from 1-4 heteroatoms selected from the group  
 consisting of N, O, and S and substituted with 0-5 R<sup>d</sup>;

$R^3$  is selected from H,  $C_{1-6}$  alkylene- $Q'$ ,  $C_{2-6}$  alkenylene- $Q'$ ,  
 $C_{2-6}$  alkynylene- $Q'$ ,  $(CR^aRa')_rO(CH_2)_rQ'$ ,  
 $(CR^aRa')_rNR^a(CR^aRa')_rQ'$ ,  $(CR^aRa')_rNR^aC(O)(CR^aRa')_rQ'$ ,  
 5  $(CR^aRa')_rC(O)NR^a(CR^aRa')_rQ'$ ,  $(CR^aRa')_rC(O)(CR^aRa')_rQ'$ ,  
 $(CR^aRa')_rC(O)O(CR^aRa')_rQ'$ ,  $(CR^aRa')_2)_rS(O)_p(CR^aRa')_rQ'$ ,  
 and  $(CR^aRa')_rSO_2NR^a(CR^aRa')_rQ'$ ;

$Q'$  is selected from H, phenyl substituted with 0-3  $R^d$ ,  
 10 naphthyl substituted with 0-3  $R^d$  and a 5-10 membered  
 heteroaryl system containing from 1-4 heteroatoms  
 selected from the group consisting of N, O, and S and  
 substituted with 0-3  $R^d$ ;

15 alternatively,  $R^2$  and  $R^3$  combine to form a fused benzo ring  
 substituted with  $R^{3'}$ ;

$R^{3'}$  is selected from H,  $(CR^aRa')_rQ'$ ,  $C_{2-6}$  alkenylene- $Q'$ ,  $C_{2-6}$   
 alkynylene- $Q'$ ,  $(CR^aRa')_rO(CH_2)_rQ'$ ,  
 20  $(CR^aRa')_rNR^a(CR^aRa')_rQ'$ ,  $(CR^aRa')_rNR^aC(O)(CR^aRa')_rQ'$ ,  
 $(CR^aRa')_rC(O)NR^a(CR^aRa')_rQ'$ ,  $(CR^aRa')_rC(O)(CR^aRa')_rQ'$ ,  
 $(CR^aRa')_rC(O)O(CR^aRa')_rQ'$ ,  $(CR^aRa')_rS(O)_p(CR^aRa')_rQ'$ ,  
 and  $(CR^aRa')_rSO_2NR^a(CR^aRa')_rQ'$ ;

25  $R^a$ , at each occurrence, is independently selected from H,  
 $C_{1-4}$  alkyl, phenyl and benzyl;

$R^{a'}$ , at each occurrence, is independently selected from H  
 and  $C_{1-4}$  alkyl;

30 alternatively,  $R^a$  and  $R^{a'}$  taken together with the nitrogen to  
 which they are attached form a 5 or 6 membered ring  
 containing from 0-1 additional heteroatoms selected  
 from the group consisting of N, O, and S;

35  $R^{a''}$ , at each occurrence, is independently selected from  $C_{1-4}$   
 alkyl, phenyl and benzyl;

$R^b$ , at each occurrence, is independently selected from  $C_{1-6}$  alkyl,  $OR^a$ , Cl, F, Br, I, =O, -CN,  $NO_2$ ,  $NR^aR^{a'}$ ,  $C(O)R^a$ ,  $C(O)OR^a$ ,  $C(O)NR^aR^{a'}$ ,  $R^aNC(O)NR^aR^{a'}$ ,  $OC(O)NR^aR^{a'}$ ,  $R^aNC(O)O$ ,  $S(O)_2NR^aR^{a'}$ ,  $NR^aS(O)_2R^{a''}$ ,  $NR^aS(O)_2NR^aR^{a'}$ ,  
 5  $OS(O)_2NR^aR^{a'}$ ,  $NR^aS(O)_2R^{a''}$ ,  $S(O)_pR^{a''}$ ,  $CF_3$ , and  $CF_2CF_3$ ;

$R^c$ , at each occurrence, is independently selected from  $C_{1-6}$  alkyl,  $OR^a$ , Cl, F, Br, I, =O, -CN,  $NO_2$ ,  $NR^aR^{a'}$ ,  $C(O)R^a$ ,  $C(O)OR^a$ ,  $C(O)NR^aR^{a'}$ ,  $R^aNC(O)NR^aR^{a'}$ ,  $OC(O)NR^aR^{a'}$ ,  
 10  $R^aNC(O)O$ ,  $S(O)_2NR^aR^{a'}$ ,  $NR^aS(O)_2R^{a''}$ ,  $NR^aS(O)_2NR^aR^{a'}$ ,  $OS(O)_2NR^aR^{a'}$ ,  $NR^aS(O)_2R^{a''}$ ,  $S(O)_pR^{a''}$ ,  $CF_3$ ,  $CF_2CF_3$ ,  $C_{3-10}$  carbocyclic residue and a 5-14 membered heterocyclic system containing from 1-4 heteroatoms selected from the group consisting of N, O, and S;

15  $R^d$ , at each occurrence, is independently selected from  $C_{1-6}$  alkyl,  $OR^a$ , Cl, F, Br, I, =O, -CN,  $NO_2$ ,  $NR^aR^{a'}$ ,  $C(O)R^a$ ,  $C(O)OR^a$ ,  $C(O)NR^aR^{a'}$ ,  $R^aNC(O)NR^aR^{a'}$ ,  $OC(O)NR^aR^{a'}$ ,  $R^aNC(O)O$ ,  $S(O)_2NR^aR^{a'}$ ,  $NR^aS(O)_2R^{a''}$ ,  $NR^aS(O)_2NR^aR^{a'}$ ,  
 20  $OS(O)_2NR^aR^{a'}$ ,  $NR^aS(O)_2R^{a''}$ ,  $S(O)_pR^{a''}$ ,  $CF_3$ ,  $CF_2CF_3$ ,  $C_{3-10}$  carbocyclic residue and a 5-14 membered heterocyclic system containing from 1-4 heteroatoms selected from the group consisting of N, O, and S;

25  $R^5$ , at each occurrence, is selected from  $C_{1-10}$  alkyl substituted with 0-2  $R^b$ , and  $C_{1-8}$  alkyl substituted with 0-2  $R^e$ ;

30  $R^e$ , at each occurrence, is selected from phenyl substituted with 0-2  $R^b$  and biphenyl substituted with 0-2  $R^b$ ;

$R^6$ , at each occurrence, is selected from phenyl, naphthyl,  $C_{1-10}$  alkyl-phenyl- $C_{1-6}$  alkyl-,  $C_{3-11}$  cycloalkyl,  $C_{1-6}$  alkylcarbonyloxy- $C_{1-3}$  alkyl-,  $C_{1-6}$  alkoxy carbonyloxy- $C_{1-3}$  alkyl-,  $C_{2-10}$  alkoxy carbonyl,  $C_{3-6}$  cycloalkylcarbonyloxy- $C_{1-3}$  alkyl-,  
 35

C<sub>3-6</sub> cycloalkoxycarbonyloxy-C<sub>1-3</sub> alkyl-,  
C<sub>3-6</sub> cycloalkoxycarbonyl,  
phenoxycarbonyl,  
phenyloxycarbonyloxy-C<sub>1-3</sub> alkyl-,  
5 phenylcarbonyloxy-C<sub>1-3</sub> alkyl-,  
C<sub>1-6</sub> alkoxy-C<sub>1-6</sub> alkylcarbonyloxy-C<sub>1-3</sub> alkyl-,  
[5-(C<sub>1-5</sub> alkyl)-1,3-dioxa-cyclopenten-2-one-yl]methyl,  
[5-(R<sup>a</sup>)-1,3-dioxa-cyclopenten-2-one-yl]methyl,  
(5-aryl-1,3-dioxa-cyclopenten-2-one-yl)methyl,  
10 -C<sub>1-10</sub> alkyl-NR<sup>7</sup>R<sup>7a</sup>,  
-CH(R<sup>8</sup>)OC(=O)R<sup>9</sup>, and  
-CH(R<sup>8</sup>)OC(=O)OR<sup>9</sup>;

R<sup>7</sup> is selected from H and C<sub>1-10</sub> alkyl, C<sub>2-6</sub> alkenyl, C<sub>3-6</sub>  
15 cycloalkyl-C<sub>1-3</sub> alkyl-, and phenyl-C<sub>1-6</sub> alkyl-;

R<sup>7a</sup> is selected from H and C<sub>1-10</sub> alkyl, C<sub>2-6</sub> alkenyl, C<sub>3-6</sub>  
cycloalkyl-C<sub>1-3</sub> alkyl-, and phenyl-C<sub>1-6</sub> alkyl-;

20 R<sup>8</sup> is selected from H and C<sub>1-4</sub> linear alkyl;

R<sup>9</sup> is selected from H, C<sub>1-8</sub> alkyl substituted with 1-2 R<sup>f</sup>,  
C<sub>3-8</sub> cycloalkyl substituted with 1-2 R<sup>f</sup>, and phenyl  
substituted with 0-2 R<sup>b</sup>;

25 R<sup>f</sup>, at each occurrence, is selected from C<sub>1-4</sub> alkyl, C<sub>3-8</sub>  
cycloalkyl, C<sub>1-5</sub> alkoxy, phenyl substituted with 0-2 R<sup>b</sup>;

p, at each occurrence, is selected from 0, 1, and 2;

30 r, at each occurrence, is selected from 0, 1, 2, 3, and 4;  
and,

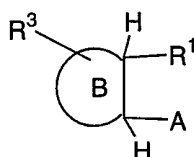
r', at each occurrence, is selected from 1, 2, 3, and 4;

35 provided that the moiety in ring B adjacent to CH-A is other  
than substituted or unsubstituted N-SO<sub>2</sub>-phenyl-O-Ar and

N-SO<sub>2</sub>-phenyl-S-Ar, wherein Ar is aryl or heteroaryl;  
and,

provided that when ring B is cyclopentyl or cyclohexyl, then  
5 R<sup>1</sup> is other than a substituted or unsubstituted phenyl-S(O)<sub>p</sub>- group.

2. A compound according to Claim 1, wherein the compound is  
10 of formula II:



II

or a stereoisomer or pharmaceutically acceptable salt form  
thereof, wherein;

15

A is selected from COR<sup>5</sup>, -CO<sub>2</sub>H, CH<sub>2</sub>CO<sub>2</sub>H, -CONHOH, -CONHOR<sup>5</sup>,  
-CONHOR<sup>6</sup>, -N(OH)COR<sup>5</sup>, -SH, and -CH<sub>2</sub>SH;

20

ring B is a 5-7 membered non-aromatic ring with 0-1 carbonyl  
groups and 0-2 ring heteroatoms selected from O and  
NR<sup>2</sup>, provided that ring B contains a total of 0-1 ring  
O atoms;

25

R<sup>1</sup> is -U-X-Y-Z-U<sup>a</sup>-X<sup>a</sup>-Y<sup>a</sup>-Z<sup>a</sup>;

U is absent or is selected from: O, NR<sup>a'</sup>, C(O), C(O)O,  
C(O)NR<sup>a'</sup>, NR<sup>a'</sup>C(O), S(O)<sub>p</sub>, and S(O)<sub>p</sub>NR<sup>a'</sup>;

30

X is absent;

Y is absent;

35

Z is absent or selected from a C<sub>3-6</sub> carbocyclic residue  
substituted with 0-5 R<sup>b</sup> and a 5-6 membered heterocyclic  
system containing from 1-4 heteroatoms selected from



the group consisting of N, O, and S and substituted with 0-5 R<sup>b</sup>;

U<sup>a</sup> is absent or is selected from: O, NR<sup>a'</sup>, C(O), C(O)O, C(O)NR<sup>a'</sup>, NR<sup>a'</sup>C(O), S(O)<sub>p</sub>, and S(O)<sub>p</sub>NR<sup>a'</sup>;

X<sup>a</sup> is absent or selected from C<sub>1-4</sub> alkylene;

Y<sup>a</sup> is absent or selected from O and NR<sup>a'</sup>;

Z<sup>a</sup> is selected from H, a C<sub>3-6</sub> carbocyclic residue substituted with 0-5 R<sup>c</sup> and a 5-10 membered heterocyclic system containing from 1-4 heteroatoms selected from the group consisting of N, O, and S and substituted with 0-5 R<sup>c</sup>;

provided that U, Z, U<sup>a</sup>, Y<sup>a</sup>, and Z<sup>a</sup> do not combine to form a N-N, N-O, O-N, O-O, S(O)<sub>p</sub>-O, O-S(O)<sub>p</sub> or S(O)<sub>p</sub>-S(O)<sub>p</sub> group;

R<sup>2</sup> is selected from H, C<sub>1-6</sub> alkylene-Q, (CR<sup>a</sup>R<sup>a'</sup>)<sub>r</sub>O(CR<sup>a</sup>R<sup>a'</sup>)<sub>r</sub>-Q, (CR<sup>a</sup>R<sup>a'</sup>)<sub>r</sub>NR<sup>a</sup>(CR<sup>a</sup>R<sup>a'</sup>)<sub>r</sub>-Q, (CR<sup>a</sup>R<sup>a'</sup>)<sub>r</sub>C(O)(CR<sup>a</sup>R<sup>a'</sup>)<sub>r</sub>-Q, (CR<sup>a</sup>R<sup>a'</sup>)<sub>r</sub>C(O)O(CR<sup>a</sup>R<sup>a'</sup>)<sub>r</sub>-Q, (CR<sup>a</sup>R<sup>a'</sup>)<sub>r</sub>C(O)NR<sup>a</sup>(CR<sup>a</sup>R<sup>a'</sup>)<sub>r</sub>-Q, (CR<sup>a</sup>R<sup>a'</sup>)<sub>r</sub>S(O)<sub>p</sub>(CR<sup>a</sup>R<sup>a'</sup>)<sub>r</sub>-Q, and (CR<sup>a</sup>R<sup>a'</sup>)<sub>r</sub>SO<sub>2</sub>NR<sup>a</sup>(CR<sup>a</sup>R<sup>a'</sup>)<sub>r</sub>-Q;

Q is selected from H, a C<sub>3-6</sub> carbocyclic residue substituted with 0-5 R<sup>d</sup>, and a 5-10 membered heteroaryl system containing from 1-4 heteroatoms selected from the group consisting of N, O, and S and substituted with 0-5 R<sup>d</sup>;

R<sup>3</sup> is selected from H, C<sub>1-6</sub> alkylene-Q', (CR<sup>a</sup>R<sup>a'</sup>)<sub>r</sub>O(CR<sup>a</sup>R<sup>a'</sup>)<sub>r</sub>-Q', (CR<sup>a</sup>R<sup>a'</sup>)<sub>r</sub>NR<sup>a</sup>(CR<sup>a</sup>R<sup>a'</sup>)<sub>r</sub>-Q', (CR<sup>a</sup>R<sup>a'</sup>)<sub>r</sub>C(O)NR<sup>a</sup>(CR<sup>a</sup>R<sup>a'</sup>)<sub>r</sub>-Q', (CR<sup>a</sup>R<sup>a'</sup>)<sub>r</sub>C(O)(CR<sup>a</sup>R<sup>a'</sup>)<sub>r</sub>-Q', (CR<sup>a</sup>R<sup>a'</sup>)<sub>r</sub>C(O)O(CR<sup>a</sup>R<sup>a'</sup>)<sub>r</sub>-Q', (CR<sup>a</sup>R<sup>a'</sup>)<sub>r</sub>S(O)<sub>p</sub>(CR<sup>a</sup>R<sup>a'</sup>)<sub>r</sub>-Q', and (CR<sup>a</sup>R<sup>a'</sup>)<sub>r</sub>SO<sub>2</sub>NR<sup>a</sup>(CR<sup>a</sup>R<sup>a'</sup>)<sub>r</sub>-Q';

Q' is selected from H, phenyl substituted with 0-3 R<sup>d</sup>, naphthyl substituted with 0-3 R<sup>d</sup> and a 5-6 membered

heteroaryl system containing from 1-4 heteroatoms selected from the group consisting of N, O, and S and substituted with 0-3 R<sup>d</sup>;

5 R<sup>a</sup>, at each occurrence, is independently selected from H, C<sub>1-4</sub> alkyl, phenyl and benzyl;

R<sup>a'</sup>, at each occurrence, is independently selected from H and C<sub>1-4</sub> alkyl;

10

alternatively, R<sup>a</sup> and R<sup>a'</sup> taken together with the nitrogen to which they are attached form a 5 or 6 membered ring containing from 0-1 additional heteroatoms selected from the group consisting of N, O, and S;

15

R<sup>a''</sup>, at each occurrence, is independently selected from C<sub>1-4</sub> alkyl, phenyl and benzyl;

20

R<sup>b</sup>, at each occurrence, is independently selected from C<sub>1-6</sub> alkyl, OR<sup>a</sup>, Cl, F, Br, =O, -CN, NR<sup>a</sup>R<sup>a'</sup>, C(O)R<sup>a</sup>, C(O)OR<sup>a</sup>, C(O)NR<sup>a</sup>R<sup>a'</sup>, S(O)<sub>2</sub>NR<sup>a</sup>R<sup>a'</sup>, S(O)<sub>p</sub>R<sup>a''</sup>, and CF<sub>3</sub>;

25

R<sup>c</sup>, at each occurrence, is independently selected from C<sub>1-6</sub> alkyl, OR<sup>a</sup>, Cl, F, Br, =O, -CN, NR<sup>a</sup>R<sup>a'</sup>, C(O)R<sup>a</sup>, C(O)OR<sup>a</sup>, C(O)NR<sup>a</sup>R<sup>a'</sup>, S(O)<sub>2</sub>NR<sup>a</sup>R<sup>a'</sup>, S(O)<sub>p</sub>R<sup>a''</sup>, CF<sub>3</sub>, C<sub>3-6</sub> carbocyclic residue and a 5-6 membered heterocyclic system containing from 1-4 heteroatoms selected from the group consisting of N, O, and S;

30

R<sup>d</sup>, at each occurrence, is independently selected from C<sub>1-6</sub> alkyl, OR<sup>a</sup>, Cl, F, Br, =O, -CN, NR<sup>a</sup>R<sup>a'</sup>, C(O)R<sup>a</sup>, C(O)OR<sup>a</sup>, C(O)NR<sup>a</sup>R<sup>a'</sup>, S(O)<sub>2</sub>NR<sup>a</sup>R<sup>a'</sup>, S(O)<sub>p</sub>R<sup>a''</sup>, CF<sub>3</sub>, C<sub>3-6</sub> carbocyclic residue and a 5-6 membered heterocyclic system containing from 1-4 heteroatoms selected from the group consisting of N, O, and S;

35

R<sup>5</sup>, at each occurrence, is selected from C<sub>1-6</sub> alkyl substituted with 0-2 R<sup>b</sup>, and C<sub>1-4</sub> alkyl substituted with 0-2 R<sup>e</sup>;

5 R<sup>e</sup>, at each occurrence, is selected from phenyl substituted with 0-2 R<sup>b</sup> and biphenyl substituted with 0-2 R<sup>b</sup>;

R<sup>6</sup>, at each occurrence, is selected from phenyl, naphthyl, C<sub>1-10</sub> alkyl-phenyl-C<sub>1-6</sub> alkyl-,

10 C<sub>3-11</sub> cycloalkyl,

C<sub>1-6</sub> alkylcarbonyloxy-C<sub>1-3</sub> alkyl-,

C<sub>1-6</sub> alkoxy carbonyloxy-C<sub>1-3</sub> alkyl-,

C<sub>2-10</sub> alkoxy carbonyl,

C<sub>3-6</sub> cycloalkylcarbonyloxy-C<sub>1-3</sub> alkyl-,

15 C<sub>3-6</sub> cycloalkoxy carbonyloxy-C<sub>1-3</sub> alkyl-,

C<sub>3-6</sub> cycloalkoxy carbonyl,

phenoxy carbonyl,

phenyloxy carbonyloxy-C<sub>1-3</sub> alkyl-,

phenylcarbonyloxy-C<sub>1-3</sub> alkyl-,

20 C<sub>1-6</sub> alkoxy-C<sub>1-6</sub> alkylcarbonyloxy-C<sub>1-3</sub> alkyl-,

[5-(C<sub>1</sub>-C<sub>5</sub> alkyl)-1,3-dioxa-cyclopenten-2-one-yl]methyl,

[5-(R<sup>a</sup>)-1,3-dioxa-cyclopenten-2-one-yl]methyl,

(5-aryl-1,3-dioxa-cyclopenten-2-one-yl)methyl,

-C<sub>1-10</sub> alkyl-NR<sup>7</sup>R<sup>7a</sup>,

25 -CH(R<sup>8</sup>)OC(=O)R<sup>9</sup>, and

-CH(R<sup>8</sup>)OC(=O)OR<sup>9</sup>;

R<sup>7</sup> is selected from H and C<sub>1-6</sub> alkyl, C<sub>2-6</sub> alkenyl, C<sub>3-6</sub> cycloalkyl-C<sub>1-3</sub> alkyl-, and phenyl-C<sub>1-6</sub> alkyl-;

30

R<sup>7a</sup> is selected from H and C<sub>1-6</sub> alkyl, C<sub>2-6</sub> alkenyl, C<sub>3-6</sub> cycloalkyl-C<sub>1-3</sub> alkyl-, and phenyl-C<sub>1-6</sub> alkyl-;

R<sup>8</sup> is selected from H and C<sub>1-4</sub> linear alkyl;

35

R<sup>9</sup> is selected from H, C<sub>1-6</sub> alkyl substituted with 1-2 R<sup>f</sup>, C<sub>3-6</sub> cycloalkyl substituted with 1-2 R<sup>f</sup>, and phenyl substituted with 0-2 R<sup>b</sup>;

R<sup>f</sup>, at each occurrence, is selected from C<sub>1-4</sub> alkyl, C<sub>3-6</sub> cycloalkyl, C<sub>1-5</sub> alkoxy, phenyl substituted with 0-2 R<sup>b</sup>;

5 p, at each occurrence, is selected from 0, 1, and 2;

r, at each occurrence, is selected from 0, 1, 2, 3, and 4;  
and,

10 r', at each occurrence, is selected from 1, 2, 3, and 4;

provided that the moiety in ring B adjacent to CH-A is other than substituted or unsubstituted N-SO<sub>2</sub>-phenyl-O-Ar and N-SO<sub>2</sub>-phenyl-S-Ar, wherein Ar is aryl or heteroaryl;

15 and,

provided that when ring B is cyclopentyl or cyclohexyl, then R<sup>1</sup> is other than a substituted or unsubstituted phenyl-S(O)<sub>p</sub>- group.

20

3. A compound according to Claim 2, wherein:

A is selected from -CO<sub>2</sub>H, CH<sub>2</sub>CO<sub>2</sub>H, -CONHOH, -CONHOR<sup>5</sup>, and  
25 -N(OH)COR<sup>5</sup>;

ring B is a 5-7 membered non-aromatic ring with 0-1 carbonyl groups and 0-2 ring heteroatoms selected from O and NR<sup>2</sup>, provided that ring B contains a total of 0-1 ring  
30 O atoms;

R<sup>1</sup> is -U-X-Y-Z-U<sup>a</sup>-X<sup>a</sup>-Y<sup>a</sup>-Z<sup>a</sup>;

U is absent or is selected from: O, NR<sup>a'</sup>, C(O), C(O)NR<sup>a'</sup>,  
35 S(O)<sub>p</sub>, and S(O)<sub>p</sub>NR<sup>a'</sup>;

X is absent;

Y is absent;

Z is absent or selected from a C<sub>5-6</sub> carbocyclic residue substituted with 0-3 R<sup>b</sup> and a 5-6 membered heteroaryl containing from 1-4 heteroatoms selected from the group consisting of N, O, and S and substituted with 0-3 R<sup>b</sup>;

U<sup>a</sup> is absent or is selected from: O, NR<sup>a'</sup>, C(O), C(O)NR<sup>a'</sup>, S(O)<sub>p</sub>, and S(O)<sub>p</sub>NR<sup>a'</sup>;

X<sup>a</sup> is absent or selected from C<sub>1-2</sub> alkylene;

Y<sup>a</sup> is absent or selected from O and NR<sup>a'</sup>;

Z<sup>a</sup> is selected from H, a C<sub>5-6</sub> carbocyclic residue substituted with 0-3 R<sup>c</sup> and a 5-10 membered heteroaryl containing from 1-4 heteroatoms selected from the group consisting of N, O, and S and substituted with 0-3 R<sup>c</sup>;

provided that U, Z, U<sup>a</sup>, Y<sup>a</sup>, and Z<sup>a</sup> do not combine to form a N-N, N-O, O-N, O-O, S(O)<sub>p</sub>-O, O-S(O)<sub>p</sub> or S(O)<sub>p</sub>-S(O)<sub>p</sub> group;

R<sup>2</sup> is selected from H, C<sub>1-6</sub> alkylene-Q, (CR<sup>a</sup>R<sup>a'</sup>)<sub>r</sub>C(O)(CR<sup>a</sup>R<sup>a'</sup>)<sub>r</sub>-Q, (CR<sup>a</sup>R<sup>a'</sup>)<sub>r</sub>C(O)O(CR<sup>a</sup>R<sup>a'</sup>)<sub>r</sub>-Q, (CR<sup>a</sup>R<sup>a'</sup>)<sub>r</sub>C(O)NR<sup>a</sup>(CR<sup>a</sup>R<sup>a'</sup>)<sub>r</sub>-Q, and (CR<sup>a</sup>R<sup>a'</sup>)<sub>r</sub>S(O)<sub>p</sub>(CR<sup>a</sup>R<sup>a'</sup>)<sub>r</sub>-Q;

Q is selected from H, a C<sub>3-6</sub> carbocyclic residue substituted with 0-3 R<sup>d</sup> and a 5-10 membered heteroaryl system containing from 1-4 heteroatoms selected from the group consisting of N, O, and S and substituted with 0-3 R<sup>d</sup>;

R<sup>3</sup> is selected from H, C<sub>1-6</sub> alkylene-Q', (CHR<sup>a</sup>)<sub>r</sub>O(CHR<sup>a</sup>)<sub>r</sub>-Q', (CHR<sup>a</sup>)<sub>r</sub>NR<sup>a</sup>(CHR<sup>a</sup>)<sub>r</sub>-Q', (CHR<sup>a</sup>)<sub>r</sub>C(O)NR<sup>a</sup>(CHR<sup>a</sup>)<sub>r</sub>-Q', (CHR<sup>a</sup>)<sub>r</sub>C(O)(CHR<sup>a</sup>)<sub>r</sub>-Q', and (CHR<sup>a</sup>)<sub>r</sub>S(O)<sub>p</sub>(CHR<sup>a</sup>)<sub>r</sub>-Q';

Q' is selected from H, phenyl substituted with 0-3 R<sup>d</sup>, and a 5-6 membered heteroaryl system containing from 1-4 heteroatoms selected from the group consisting of N, O, and S and substituted with 0-3 R<sup>d</sup>;

5

R<sup>a</sup>, at each occurrence, is independently selected from H, C<sub>1-4</sub> alkyl, phenyl and benzyl;

R<sup>a'</sup>, at each occurrence, is independently selected from H and C<sub>1-4</sub> alkyl;

10

R<sup>a''</sup>, at each occurrence, is independently selected from C<sub>1-4</sub> alkyl, phenyl and benzyl;

15 R<sup>b</sup>, at each occurrence, is independently selected from C<sub>1-4</sub> alkyl, OR<sup>a</sup>, Cl, F, =O, NR<sup>a</sup>R<sup>a'</sup>, C(O)R<sup>a</sup>, C(O)OR<sup>a</sup>, C(O)NR<sup>a</sup>R<sup>a'</sup>, S(O)<sub>2</sub>NR<sup>a</sup>R<sup>a'</sup>, S(O)<sub>p</sub>R<sup>a''</sup>, and CF<sub>3</sub>;

20 R<sup>c</sup>, at each occurrence, is independently selected from C<sub>1-6</sub> alkyl, OR<sup>a</sup>, Cl, F, Br, =O, NR<sup>a</sup>R<sup>a'</sup>, C(O)R<sup>a</sup>, C(O)NR<sup>a</sup>R<sup>a'</sup>, S(O)<sub>2</sub>NR<sup>a</sup>R<sup>a'</sup>, S(O)<sub>p</sub>R<sup>a''</sup>, and CF<sub>3</sub>;

25 R<sup>d</sup>, at each occurrence, is independently selected from C<sub>1-6</sub> alkyl, OR<sup>a</sup>, Cl, F, Br, =O, NR<sup>a</sup>R<sup>a'</sup>, C(O)R<sup>a</sup>, C(O)NR<sup>a</sup>R<sup>a'</sup>, S(O)<sub>2</sub>NR<sup>a</sup>R<sup>a'</sup>, S(O)<sub>p</sub>R<sup>a''</sup>, CF<sub>3</sub> and phenyl;

R<sup>5</sup>, at each occurrence, is selected from C<sub>1-4</sub> alkyl substituted with 0-2 R<sup>b</sup>, and C<sub>1-4</sub> alkyl substituted with 0-2 R<sup>e</sup>;

30

R<sup>e</sup>, at each occurrence, is selected from phenyl substituted with 0-2 R<sup>b</sup> and biphenyl substituted with 0-2 R<sup>b</sup>;

p, at each occurrence, is selected from 0, 1, and 2;

35

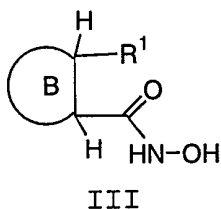
r, at each occurrence, is selected from 0, 1, 2, 3, and 4;  
and,

$r'$ , at each occurrence, is selected from 1, 2, 3, and 4;

provided that the moiety in ring B adjacent to CH-A is other than substituted or unsubstituted N-SO<sub>2</sub>-phenyl-O-Ar and N-SO<sub>2</sub>-phenyl-S-Ar, wherein Ar is aryl or heteroaryl; and,

provided that when ring B is cyclopentyl or cyclohexyl, then R<sup>1</sup> is other than a substituted or unsubstituted phenyl-S(O)<sub>p</sub>- group.

4. A compound according to Claim 3, wherein the compound is of formula III:



ring B is a 5-7 membered non-aromatic ring with 0-1 carbonyl groups and 0-2 ring heteroatoms selected from O and NR<sup>2</sup>, provided that ring B contains a total of 0-1 ring O atoms;

R<sup>1</sup> is -U-Z-U<sup>a</sup>-X<sup>a</sup>-Y<sup>a</sup>-Z<sup>a</sup>;

U is absent or is selected from C(O) and C(O)NR<sup>a'</sup>;

Z is absent or selected from phenyl substituted with 0-3 R<sup>b</sup> and pyridyl substituted with 0-3 R<sup>b</sup>;

U<sup>a</sup> is absent or is O;

X<sup>a</sup> is absent or is CH<sub>2</sub> or CH<sub>2</sub>CH<sub>2</sub>;

Y<sup>a</sup> is absent or is O;

Z<sup>a</sup> is selected from H, phenyl substituted with 0-3 R<sup>c</sup>,  
pyridyl substituted with 0-3 R<sup>c</sup>, and quinolinyl  
substituted with 0-3 R<sup>c</sup>;

5 provided that U, Z, U<sup>a</sup>, Y<sup>a</sup>, and Z<sup>a</sup> do not combine to form a  
N-N, N-O, O-N, or O-O group;

R<sup>2</sup> is selected from H, C<sub>1-6</sub> alkylene-Q, C(O)(CR<sup>a</sup>R<sup>a'</sup>)<sub>r</sub>-Q,  
C(O)O(CR<sup>a</sup>R<sup>a'</sup>)<sub>r</sub>-Q, C(O)NR<sup>a</sup>(CR<sup>a</sup>R<sup>a'</sup>)<sub>r</sub>-Q, and  
10 S(O)<sub>p</sub>(CR<sup>a</sup>R<sup>a'</sup>)<sub>r</sub>-Q;

Q is selected from H, cyclopropyl substituted with 0-1 R<sup>d</sup>,  
cyclopentyl substituted with 0-1 R<sup>d</sup>, cyclohexyl  
substituted with 0-1 R<sup>d</sup>, phenyl substituted with 0-2 R<sup>d</sup>  
15 and a heteroaryl substituted with 0-3 R<sup>d</sup>, wherein the  
heteroaryl is selected from pyridyl, quinolinyl,  
thiazolyl, furanyl, imidazolyl, and isoxazolyl;

R<sup>a</sup>, at each occurrence, is independently selected from H and  
20 CH<sub>3</sub>, and CH<sub>2</sub>CH<sub>3</sub>;

R<sup>a'</sup>, at each occurrence, is independently selected from H  
and CH<sub>3</sub>, and CH<sub>2</sub>CH<sub>3</sub>;

25 R<sup>a''</sup>, at each occurrence, is independently selected from H  
and CH<sub>3</sub>, and CH<sub>2</sub>CH<sub>3</sub>;

R<sup>b</sup>, at each occurrence, is independently selected from C<sub>1-4</sub>  
alkyl, OR<sup>a</sup>, Cl, F, =O, NR<sup>a</sup>R<sup>a'</sup>, C(O)R<sup>a</sup>, C(O)OR<sup>a</sup>,  
30 C(O)NR<sup>a</sup>R<sup>a'</sup>, S(O)<sub>2</sub>NR<sup>a</sup>R<sup>a'</sup>, S(O)<sub>p</sub>R<sup>a''</sup>, and CF<sub>3</sub>;

R<sup>c</sup>, at each occurrence, is independently selected from C<sub>1-6</sub>  
alkyl, OR<sup>a</sup>, Cl, F, Br, =O, NR<sup>a</sup>R<sup>a'</sup>, C(O)R<sup>a</sup>, C(O)NR<sup>a</sup>R<sup>a'</sup>,  
S(O)<sub>2</sub>NR<sup>a</sup>R<sup>a'</sup>, S(O)<sub>p</sub>R<sup>a''</sup>, and CF<sub>3</sub>;

35 R<sup>d</sup>, at each occurrence, is independently selected from C<sub>1-6</sub>  
alkyl, OR<sup>a</sup>, Cl, F, Br, =O, NR<sup>a</sup>R<sup>a'</sup>, C(O)R<sup>a</sup>, C(O)NR<sup>a</sup>R<sup>a'</sup>,  
S(O)<sub>2</sub>NR<sup>a</sup>R<sup>a'</sup>, S(O)<sub>p</sub>R<sup>a''</sup>, CF<sub>3</sub> and phenyl;



p, at each occurrence, is selected from 0, 1, and 2;

r, at each occurrence, is selected from 0, 1, 2, and 3; and,

5

r', at each occurrence, is selected from 1, 2, and 3;

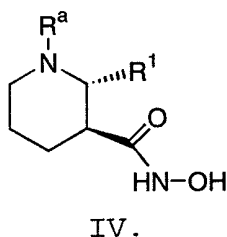
provided that the moiety in ring B adjacent to CH-A is other than substituted or unsubstituted N-SO<sub>2</sub>-phenyl-O-Ar and N-SO<sub>2</sub>-phenyl-S-Ar, wherein Ar is aryl or heteroaryl; and,

10

provided that when ring B is cyclopentyl or cyclohexyl, then R<sup>1</sup> is other than a substituted or unsubstituted phenyl-S(O)<sub>p</sub>- group.

15

5. A compound according to Claim 4, wherein the compound is of formula IV:



20

6. A compound according to Claim 1, wherein the compound is selected from the group:

25

*trans*-N-Hydroxy-2-[(4-phenyl-1-piperidinyl)carbonyl]cyclopentanecarboxamide;

30

*trans*-N-Hydroxy-2-{[4-[(4-methylphenoxy)methyl]-1-piperidinyl]carbonyl}cyclopentanecarboxamide;

*trans*-N-Hydroxy-2-{[4-(2-phenoxyethyl)-1-piperidinyl]carbonyl}cyclopentanecarboxamide;

35

*trans*-N-Hydroxy-N'-[4-(phenylmethoxy)phenyl]-1,2-cyclopentanedicarboxamide;

- trans*-N-Hydroxy-N'-[4-(4-pyridinylmethoxy)phenyl]-1,2-cyclopentanedicarboxamide;
- 5 *trans*-N-[4-[(3,5-Dichlorophenyl)methoxy]phenyl]-N'-hydroxy-1,2-cyclopentanedicarboxamide;
- trans*-N-Hydroxy-N'-[4-[4-quinolinyloxy)methyl]phenyl]-1,2-cyclopentanedicarboxamide;
- 10 *trans*-N-Hydroxy-N'-[4-(4-pyridinylmethyl)phenyl]-1,2-cyclopentanedicarboxamide;
- trans*-N-Hydroxy-N'-[4-(phenylmethoxy)phenyl]-1,2-cyclohexanedicarboxamide;
- 15 *trans*-N-Hydroxy-N'-[4-[(4-quinolinyloxy)methyl]phenyl]-1,2-cyclohexanedicarboxamide;
- trans*-N-Hydroxy-N'-[4-[(5-quinolinyloxy)methyl]phenyl]-1,2-cyclohexanedicarboxamide;
- 20 *trans*-N-Hydroxy-N'-[4-[(6-quinolinyloxy)methyl]phenyl]-1,2-cyclohexanedicarboxamide;
- (3*R-trans*)-2-methylpropyl 4-[(hydroxyamino)carbonyl]-3-[[[4-[(4-quinolinyloxy)methyl]phenyl]amino]carbonyl]-1-piperidinecarboxylate;
- 25 (3*R-trans*)-2-Methylpropyl 3-[(hydroxyamino)carbonyl]-4-[[[4-[(4-quinolinyloxy)methyl]phenyl]amino]carbonyl]-1-piperidinecarboxylate;
- 30 (3*R-trans*)-1-(3,3-Dimethyl-1-oxobutyl)-N3-hydroxy-N4-[4-[(4-quinolinyloxy)methyl]phenyl]-3,4-piperidinedicarboxamide;
- 35 (3*R-trans*)-N3-Hydroxy-1-[(1-phenylcyclopropyl)carbonyl]-N4-[4-[(4-quinolinyloxy)methyl]phenyl]-3,4-piperidinedicarboxamide;
- 40 17 (3*R-trans*)-N3-Hydroxy--1-(phenylsulfonyl)-N4-[4-[(4-quinolinyloxy)methyl]phenyl]-3,4-piperidinedicarboxamide;
- 45 (3*R-trans*)-2-Methylpropyl 3-[(hydroxyamino)carbonyl]-4-[[[4-(2-phenylethoxy)phenyl]amino]carbonyl]-1-piperidinecarboxylate;
- 50 (3*R-trans*)-2-Methylpropyl 4-[[[2-fluoro-4-(2-phenylethoxy)phenyl]amino]carbonyl]-3-[(hydroxyamino)carbonyl]-1-piperidinecarboxylate;

- (3*R*-*trans*)-2-Methylpropyl3-[(hydroxyamino)carbonyl]-4-[[[4-(4-pyridinyloxy)phenyl]amino]carbonyl]-1-piperidinecarboxylate;
- 5 (3*R*-*trans*)-1-(3,3-Dimethyl-1-oxobutyl)-N3-hydroxy-N4-[4-(4-quinolinyloxy)phenyl]-3,4-piperidinedicarboxamidemono(;
- (3*R*-*trans*)-N4-[4-[3,5-bis(Trifluoromethyl)phenoxy]phenyl]-1-(2,2-dimethylpropyl)-N3-hydroxy-3,4-
- 10 piperidinedicarboxamide;
- (3*R*-*trans*)-N4-[4-(3,5-dichlorophenoxy)phenyl]-1-(2,2-dimethylpropyl)-N3-hydroxy-3,4-piperidinedicarboxamide;
- 15 (3*R*-*trans*)-N4-[4-(3-chlorophenoxy)phenyl]-1-(2,2-dimethylpropyl)-N3-hydroxy-3,4-piperidinedicarboxamide;
- (3*R*-*trans*)-1-(2,2-dimethylpropyl)-N3-hydroxy-N4-(4-phenoxyphenyl)-3,4-piperidinedicarboxamide;
- 20 (3*R*-*trans*)-*tert*-Butyl4-[[[4-[(2-methyl-4-quinolinyloxy)methoxy]phenyl]amino]carbonyl]-3-[(hydroxyamino)carbonyl]-1-piperidinecarboxylate;
- 25 (3*R*-*trans*)-N3-Hydroxy-N4-[4-[(2-methyl-4-quinolinyloxy)methoxy]phenyl]-3,4-piperidinedicarboxamide;
- (3*R*-*trans*)-Methyl4-[[[4-[(2-methyl-4-quinolinyloxy)methoxy]phenyl]amino]carbonyl]-3-[(hydroxyamino)carbonyl]-1-piperidinecarboxylate;
- 30 (3*R*-*trans*)-2-propyl4-[[[4-[(2-methyl-4-quinolinyloxy)methoxy]phenyl]amino]carbonyl]-3-[(hydroxyamino)carbonyl]-1-piperidinecarboxylate;
- 35 (3*R*-*trans*)-Cyclopropylmethyl4-[[[4-[(2-methyl-4-quinolinyloxy)methoxy]phenyl]amino]carbonyl]-3-[(hydroxyamino)carbonyl]-1-piperidinecarboxylate;
- 40 (3*R*-*trans*)-Cyclopentylmethyl4-[[[4-[(2-methyl-4-quinolinyloxy)methoxy]phenyl]amino]carbonyl]-3-[(hydroxyamino)carbonyl]-1-piperidinecarboxylate;
- (3*R*-*trans*)-Allyl4-[[[4-[(2-methyl-4-quinolinyloxy)methoxy]phenyl]amino]carbonyl]-3-[(hydroxyamino)carbonyl]-1-piperidinecarboxylate;
- 45 (3*R*-*trans*)-Propargyl4-[[[4-[(2-methyl-4-quinolinyloxy)methoxy]phenyl]amino]carbonyl]-3-[(hydroxyamino)carbonyl]-1-piperidinecarboxylate;
- 50

- Tetrahydro-4H-pyran-4-yl (3*R-trans*)-4-[[[4-[(2-methyl-4-quinolinyl)methoxy]phenyl]amino]carbonyl]-3-[(hydroxyamino)carbonyl]-1-piperidinecarboxylate;
- 5 (S)-Tetrahydrofuran-3-yl (3*R-trans*)-4-[[[4-[(2-methyl-4-quinolinyl)methoxy]phenyl]amino]carbonyl]-3-[(hydroxyamino)carbonyl]-1-piperidinecarboxylate;
- 10 2-Methyl-4-thiazolemethyl (3*R-trans*)-4-[[[4-[(2-methyl-4-quinolinyl)methoxy]phenyl]amino]carbonyl]-3-[(hydroxyamino)carbonyl]-1-piperidinecarboxylate;
- 15 2-Thiazolemethyl (3*R-trans*)-4-[[[4-[(2-methyl-4-quinolinyl)methoxy]phenyl]amino]carbonyl]-3-[(hydroxyamino)carbonyl]-1-piperidinecarboxylate;
- 20 4-Thiazolemethyl (3*R-trans*)-4-[[[4-[(2-methyl-4-quinolinyl)methoxy]phenyl]amino]carbonyl]-3-[(hydroxyamino)carbonyl]-1-piperidinecarboxylate;
- 4-Quinolinylmethyl (3*R-trans*)-4-[[[4-[(2-methyl-4-quinolinyl)methoxy]phenyl]amino]carbonyl]-3-[(hydroxyamino)carbonyl]-1-piperidinecarboxylate;
- 25 (3*R-trans*)-1-Acetyl-N3-hydroxy-N4-[4-[(2-methyl-4-quinolinyl)methoxy]phenyl]-3,4-piperidinedicarboxamide;
- (3*R-trans*)-1-(2-Furoyl)-N3-hydroxy-N4-[4-[(2-methyl-4-quinolinyl)methoxy]phenyl]-3,4-piperidinedicarboxamide;
- 30 (3*R-trans*)-1-[(2-amino-4-thiazole)acetyl]-N3-hydroxy-N4-[4-[(2-methyl-4-quinolinyl)methoxy]phenyl]-3,4-piperidinedicarboxamide;
- 35 (3*R-trans*)-1-[(2-pyridinyl)carbonyl]-N3-hydroxy-N4-[4-[(2-methyl-4-quinolinyl)methoxy]phenyl]-3,4-piperidinedicarboxamide;
- 40 (3*R-trans*)-1-[(2-Chloro-6-methyl-4-pyridinyl)carbonyl]-N3-hydroxy-N4-[4-[(2-methyl-4-quinolinyl)methoxy]phenyl]-3,4-piperidinedicarboxamide;
- 45 (3*R-trans*)-1-[(4-pyridinyl)carbonyl]-N3-hydroxy-N4-[4-[(2-methyl-4-quinolinyl)methoxy]phenyl]-3,4-piperidinedicarboxamide;
- (3*R-trans*)-1-[(4-quinolinyl)carbonyl]-N3-hydroxy-N4-[4-[(2-methyl-4-quinolinyl)methoxy]phenyl]-3,4-piperidinedicarboxamide;
- 50 (3*R-trans*)-1-[(2-quinolinyl)carbonyl]-N3-hydroxy-N4-[4-[(2-methyl-4-quinolinyl)methoxy]phenyl]-3,4-piperidinedicarboxamide;

- (3*R*-*trans*)-1-Benzoyl-N3-hydroxy-N4-[4-[(2-methyl-4-quinolinyl)methoxy]phenyl]-3,4-piperidinedicarboxamide;
- 5 (3*R*-*trans*)-1-[(4-Methylsulfonyl)benzoyl]-N3-hydroxy-N4-[4-[(2-methyl-4-quinolinyl)methoxy]phenyl]-3,4-piperidinedicarboxamide;
- 10 (3*R*-*trans*)-1-(4-Chlorobenzoyl)-N3-hydroxy-N4-[4-[(2-methyl-4-quinolinyl)methoxy]phenyl]-3,4-piperidinedicarboxamide;
- 15 (3*R*-*trans*)-1-(4-Cyanobenzoyl)-N3-hydroxy-N4-[4-[(2-methyl-4-quinolinyl)methoxy]phenyl]-3,4-piperidinedicarboxamide;
- (3*R*-*trans*)-1-(4-Methoxybenzoyl)-N3-hydroxy-N4-[4-[(2-methyl-4-quinolinyl)methoxy]phenyl]-3,4-piperidinedicarboxamide;
- 20 (3*R*-*trans*)-1-(3-Methoxybenzoyl)-N3-hydroxy-N4-[4-[(2-methyl-4-quinolinyl)methoxy]phenyl]-3,4-piperidinedicarboxamide;
- 25 (3*R*-*trans*)-1-(5-Nitro-2-pyridinyl)-N3-hydroxy-N4-[4-[(2-methyl-4-quinolinyl)methoxy]phenyl]-3,4-piperidinedicarboxamide;
- (3*R*-*trans*)-1-Methylsulfonyl-N3-hydroxy-N4-[4-[(2-methyl-4-quinolinyl)methoxy]phenyl]-3,4-piperidinedicarboxamide;
- 30 (3*R*-*trans*)-1-[(1-Methyl-4-imidazole)sulfonyl]-N3-hydroxy-N4-[4-[(2-methyl-4-quinolinyl)methoxy]phenyl]-3,4-piperidinedicarboxamide;
- 35 (3*R*-*trans*)-1-(2-Thiophenesulfonyl)-N3-hydroxy-N4-[4-[(2-methyl-4-quinolinyl)methoxy]phenyl]-3,4-piperidinedicarboxamide;
- 40 (3*R*-*trans*)-1-(*tert*-Butylaminocarbonyl)-N3-hydroxy-N4-[4-[(2-methyl-4-quinolinyl)methoxy]phenyl]-3,4-piperidinedicarboxamide;
- 45 *trans*-1,1-Dimethylethyl3-[(hydroxyamino)carbonyl]-4-[[[4-[(4-quinolinylloxy)methyl]phenyl]amino]carbonyl]-1-pyrrolidinecarboxylate;
- trans*-N3-Hydroxy-N4-[4-[(4-quinolinylloxy)methyl]phenyl]-3,4-pyrrolidinedicarboxamidebis-;
- 50 *trans*-1,1-Dimethylethyl3-[[[4-[(2,6-dichloro-4-pyridinyl)methoxy]phenyl]amino]carbonyl]-4-[(hydroxyamino)carbonyl]-1-pyrrolidinecarboxylate;

*trans*-N3-[4-[(2,6-Dichloro-4-pyridinyl)methoxy]phenyl]-N4-hydroxy-3,4-pyrrolidinedicarboxamidebis-;

5 (2*R-trans*)-N2-[4-(4-quinolinylloxymethyl)phenyl]-N3-hydroxy-2,3-piperidinedicarboxamide;

(2*R-trans*)-1-methyl-N2-[4-(4-quinolinylloxymethyl)phenyl]-N3-hydroxy-2,3-piperidinedicarboxamide;

10 (2*R-trans*)-N2-[4-(2-methyl-4-quinolinylmethoxy)phenyl]-N3-hydroxy-2,3-piperidinedicarboxamide;

15 (2*R-trans*)-1-methyl-N2-[4-(2-methyl-4-quinolinylmethoxy)phenyl]-N3-hydroxy-2,3-piperidinedicarboxamide;

(2*R-trans*)-1-ethyl-N2-[4-(2-methyl-4-quinolinylmethoxy)phenyl]-N3-hydroxy-2,3-piperidinedicarboxamide;

20 (2*R-trans*)-1-cyclopropylmethyl-N2-[4-(2-methyl-4-quinolinylmethoxy)phenyl]-N3-hydroxy-2,3-piperidinedicarboxamide;

25 (2*R-trans*)-1-(2-thiazolomethyl)-N2-[4-(2-methyl-4-quinolinylmethoxy)phenyl]-N3-hydroxy-2,3-piperidinedicarboxamide;

30 (2*R-trans*)-1-Methyl-2-[[4-(2-methyl-4-quinolinylmethoxy)piperidinyl]carbonyl]-3-(N-hydroxy)piperidinecarboxamide;

35 (2*R-trans*)-1-Methyl-2-[[4-(4-quinolinylloxymethyl)piperidinyl]carbonyl]-3-(N-hydroxy)piperidinecarboxamide;

(2*R-trans*)-1-Methyl-2-[[4-(2-methyl-4-quinolinylloxymethyl)piperidinyl]carbonyl]-3-(N-hydroxy)piperidinecarboxamide;

40 (2*R-trans*)-1-Methyl-2-[[4-(2-trifluoromethyl-4-quinolinylloxymethyl)piperidinyl]carbonyl]-3-(N-hydroxy)piperidinecarboxamide;

45 (2*R-trans*)-2-[(4-phenylpiperidinyl)carbonyl]-3-(N-hydroxy)piperidinecarboxamide;

(2*R-trans*)-1-Ethyl-2-[(4-phenylpiperidinyl)carbonyl]-3-(N-hydroxy)piperidinecarboxamide;

50 (2*R-trans*)-1-Methyl-2-[[4-(2-methoxyphenyl)piperidinyl]carbonyl]-3-(N-hydroxy)piperidinecarboxamide;

(2*R-trans*)-1-Methyl-2-[[4-(2-trifluoromethylphenyl)piperidinyl]carbonyl]-3-(N-hydroxy)piperidinecarboxamide;

5

(2*R-trans*)-1-Methyl-2-[[4-(2-methylphenyl)piperidinyl]carbonyl]-3-(N-hydroxy)piperidinecarboxamide;

10

(2*R-trans*)-1-Methyl-2-[[4-(3-methoxyphenyl)piperidinyl]carbonyl]-3-(N-hydroxy)piperidinecarboxamide; and,

15

(2*R-trans*)-1-Methyl-2-[[4-(3-trifluoromethylphenyl)piperidinyl]carbonyl]-3-(N-hydroxy)piperidinecarboxamide;

or a pharmaceutically acceptable salt form thereof.

20

7. A pharmaceutical composition, comprising: a pharmaceutically acceptable carrier and a therapeutically effective amount of a compound of Claim 1, 2, 3, 4, 5, or 6 or a pharmaceutically acceptable salt form thereof.

25

8. A method for treating or preventing an inflammatory disorder, comprising: administering to a patient in need thereof a therapeutically effective amount of a compound of Claim 1, 2, 3, 4, 5, or 6 or a pharmaceutically acceptable salt form thereof.

30

9. A method of treating a condition or disease mediated by MMPs, TNF, aggrecanase, or a combination thereof in a mammal, comprising: administering to the mammal in need of such treatment a therapeutically effective amount of a compound of Claim 1, 2, 3, 4, 5, or 6 or a pharmaceutically acceptable salt form thereof.

40

10. A method of treating a condition or disease wherein the disease or condition is referred to as rheumatoid arthritis, osteoarthritis, periodontitis, gingivitis, corneal ulceration, solid tumor growth and tumor  
5 invasion by secondary metastases, neovascular glaucoma, multiple sclerosis, or psoriasis in a mammal, comprising: administering to the mammal in need of such treatment a therapeutically effective amount of a compound of Claim 1, 2, 3, 4, 5, or 6 or a pharmaceutically acceptable salt form  
10 thereof.

11. A method of treating a condition or disease wherein the disease or condition is referred to as fever,  
15 cardiovascular effects, hemorrhage, coagulation, cachexia, anorexia, alcoholism, acute phase response, acute infection, shock, graft versus host reaction, autoimmune disease or HIV infection in a mammal comprising administering to the mammal in need of such treatment a therapeutically effective amount  
20 of a compound of Claim 1, 2, 3, 4, 5, or 6 or a pharmaceutically acceptable salt form thereof.

12. A Compound of Claim 1, 2, 3, 4, 5, or 6 or a  
25 pharmaceutically acceptable salt form thereof for use in therapy.

13. Use of a compound of Claim 1, 2, 3, 4, 5, or 6 or  
30 a pharmaceutically acceptable salt form thereof for the manufacture of a medicament for the treatment of a condition or disease mediated by MMPs, TNF, aggrecanase, or a combination thereof.



# INTERNATIONAL SEARCH REPORT

International Application No

PCT/US 99/13723

## A. CLASSIFICATION OF SUBJECT MATTER

IPC 6 C07C259/08 C07D211/16 A61K31/47 C07D211/22 C07D213/30  
C07D215/22 C07D213/40 C07D215/20 C07D401/12 C07D211/60  
C07D405/14 C07D417/14 C07D401/14 C07D409/14 A61K31/445

According to International Patent Classification (IPC) or to both national classification and IPC

## B. FIELDS SEARCHED

Minimum documentation searched (classification system followed by classification symbols)

IPC 6 C07C C07D A61K

Documentation searched other than minimum documentation to the extent that such documents are included in the fields searched

Electronic data base consulted during the international search (name of data base and, where practical, search terms used)

## C. DOCUMENTS CONSIDERED TO BE RELEVANT

Category *	Citation of document, with indication, where appropriate, of the relevant passages	Relevant to claim No.
X	WO 98 16506 A (AMERICAN CYANAMID CO) 23 April 1998 (1998-04-23) example 9 ---	1-4, 7-13
X	EP 0 818 442 A (PFIZER) 14 January 1998 (1998-01-14) claim 1; examples ---	1-4, 7-13
X	EP 0 780 306 A (HUGHES AIRCRAFT CO) 25 June 1997 (1997-06-25) page 5, line 44 - line 47; claim 1 page 57, line 58 - page 58, line 1 ---	1-4, 7-13
X	WO 96 33172 A (RIZZI JAMES P ; PFIZER (US); PISCOPIO ANTHONY D (US)) 24 October 1996 (1996-10-24) claim 1 --- -/--	1-4, 7-13



Further documents are listed in the continuation of box C.



Patent family members are listed in annex.

### \* Special categories of cited documents:

"A" document defining the general state of the art which is not considered to be of particular relevance

"E" earlier document but published on or after the international filing date

"L" document which may throw doubts on priority claim(s) or which is cited to establish the publication date of another citation or other special reason (as specified)

"O" document referring to an oral disclosure, use, exhibition or other means

"P" document published prior to the international filing date but later than the priority date claimed

"T" later document published after the international filing date or priority date and not in conflict with the application but cited to understand the principle or theory underlying the invention

"X" document of particular relevance; the claimed invention cannot be considered novel or cannot be considered to involve an inventive step when the document is taken alone

"Y" document of particular relevance; the claimed invention cannot be considered to involve an inventive step when the document is combined with one or more other such documents, such combination being obvious to a person skilled in the art.

"&" document member of the same patent family

Date of the actual completion of the international search

28 September 1999

Date of mailing of the international search report

12/10/1999

Name and mailing address of the ISA

European Patent Office, P.B. 5818 Patentlaan 2  
NL - 2280 HV Rijswijk  
Tel. (+31-70) 340-2040, Tx. 31 651 epo nl,  
Fax: (+31-70) 340-3016

Authorized officer

De Jong, B

## INTERNATIONAL SEARCH REPORT

International Application No

PCT/US 99/13723

## C.(Continuation) DOCUMENTS CONSIDERED TO BE RELEVANT

Category *	Citation of document, with indication, where appropriate, of the relevant passages	Relevant to claim No.
X	WO 92 09282 A (GROBELNY DAMIAN ;GALARDY RICHARD E (US); UNIV FLORIDA RES FOUND (U) 11 June 1992 (1992-06-11) page 30, line 15 - line 23 ----	1-4,7-13
X	HANESSION, STEPHEN ET AL: "Synthesis of conformationally constrained potential inhibitors of mammalian metalloproteinases" BIOORG. MED. CHEM. LETT. (1997), 7(24), 3119-3124 , XP002116647 page 3120 ----	1-4,7-13
X	WO 97 20824 A (AGOURON PHARMA ;ZOOK SCOTT E (US); DAGNINO RAYMOND JR (US); DEASON) 12 June 1997 (1997-06-12) table 1 ----	1-4,7-13
X	US 4 207 091 A (FISCHER HANSPETER) 10 June 1980 (1980-06-10) compounds 2,3 claim 1 ----	1-4
X	DE 27 05 034 A (CIBA GEIGY AG) 11 August 1977 (1977-08-11) compounds 3,18 claim 1 ----	1-4
X	BADE, MARIA L.: "Aminoalkanohydroxamates. A case of slow proton transfer between electronegative atoms in solution" J. AMER. CHEM. SOC.(1971), 93(4), 949-53 , XP002116648 Prolylhydroxamic acid ----	1-4
E	WO 99 32451 A (AMGEN INC ;HUMMEL CONRAD (US); KOCH KEVIN (US); TERMIN ANDREAS (US) 1 July 1999 (1999-07-01) claim 1 -----	1-4,7-13

# INTERNATIONAL SEARCH REPORT

Information on patent family members

International Application No

PCT/US 99/13723

Patent document cited in search report	Publication date	Patent family member(s)	Publication date
WO 9816506 A	23-04-1998	AU 4979097 A EP 0934259 A	11-05-1998 11-08-1999
EP 0818442 A	14-01-1998	CA 2210056 A JP 10095764 A	12-01-1998 14-04-1998
EP 0780306 A	25-06-1997	US 5787969 A	04-08-1998
WO 9633172 A	24-10-1996	CA 2218503 A AU 694635 B AU 5080296 A BR 9602001 A CN 1140165 A CZ 9601130 A EP 0821671 A FI 973974 A JP 10507466 T NO 961585 A NZ 286417 A SG 43350 A TR 960966 A US 5861510 A	24-10-1996 23-07-1998 31-10-1996 07-04-1996 15-01-1997 13-11-1996 04-02-1998 16-10-1997 21-07-1998 21-10-1996 26-06-1998 17-10-1997 21-11-1996 19-01-1999
WO 9209282 A	11-06-1992	US 5114953 A AT 164767 T AU 652016 B AU 9135191 A CA 2096223 A DE 69129236 D DE 69129236 T EP 0558681 A ES 2115668 T JP 6102626 B US 5892112 A US 5773438 A US 5270326 A	19-05-1992 15-04-1998 11-08-1994 25-06-1992 22-05-1992 14-05-1998 17-09-1998 08-09-1993 01-07-1998 14-12-1994 06-04-1999 30-06-1998 14-12-1993
WO 9720824 A	12-06-1997	AU 1409197 A BR 9611929 A CA 2238306 A CN 1207734 A CZ 9801733 A EP 0874830 A NO 982590 A PL 327275 A SK 73898 A	27-06-1997 18-05-1999 12-06-1997 10-02-1999 11-11-1998 04-11-1998 05-08-1998 07-12-1998 11-01-1999
US 4207091 A	10-06-1980	CH 621043 A AT 353551 B AT 81077 A BE 851198 A CA 1098331 A CS 212786 B DD 129995 A DE 2705034 A DK 52677 A,B, FR 2340046 A GB 1572470 A	15-01-1981 26-11-1979 15-04-1979 08-08-1977 31-03-1981 26-03-1982 01-03-1978 11-08-1977 10-08-1977 02-09-1977 30-07-1980

# INTERNATIONAL SEARCH REPORT

national application No.

PCT/US 99/ 13723

## Box I Observations where certain claims were found unsearchable (Continuation of item 1 of first sheet)

This International Search Report has not been established in respect of certain claims under Article 17(2)(a) for the following reasons:

1. ☐ Claims Nos.:  
because they relate to subject matter not required to be searched by this Authority, namely:
2. ☒ Claims Nos.: 1-4, 7-13  
because they relate to parts of the International Application that do not comply with the prescribed requirements to such an extent that no meaningful International Search can be carried out, specifically:  
see FURTHER INFORMATION sheet PCT/ISA/210
3. ☐ Claims Nos.:  
because they are dependent claims and are not drafted in accordance with the second and third sentences of Rule 6.4(a).

## Box II Observations where unity of invention is lacking (Continuation of item 2 of first sheet)

This International Searching Authority found multiple inventions in this international application, as follows:

1. ☐ As all required additional search fees were timely paid by the applicant, this International Search Report covers all searchable claims.
2. ☐ As all searchable claims could be searched without effort justifying an additional fee, this Authority did not invite payment of any additional fee.
3. ☐ As only some of the required additional search fees were timely paid by the applicant, this International Search Report covers only those claims for which fees were paid, specifically claims Nos.:
4. ☐ No required additional search fees were timely paid by the applicant. Consequently, this International Search Report is restricted to the invention first mentioned in the claims; it is covered by claims Nos.:

### Remark on Protest

- ☐ The additional search fees were accompanied by the applicant's protest.
- ☐ No protest accompanied the payment of additional search fees.

## INTERNATIONAL SEARCH REPORT

International Application No. PCT/US 99 /13723

FURTHER INFORMATION CONTINUED FROM PCT/ISA/ 210

Continuation of Box I.2

Claims Nos.: 1-4,7-13

Present claims 1-4,7-13 relate to an extremely large number of possible compounds, to the use of these compounds in pharmaceutical methods and to pharmaceutical compositions comprising these compounds. Support within the meaning of Article 6 PCT and/or disclosure within the meaning of Article 5 PCT is to be found, however, for only a very small proportion of the compounds. In the present case, the claims so lack support, and the application so lacks disclosure, that a meaningful search over the whole of the claimed scope is impossible.

Consequently, the search has been carried out for those parts of the claims which appear to be supported and disclosed, namely those parts relating to the compounds according to claims 5 and 6 and tables 1-13, and to the pharmaceutical use of these compounds.

The applicant's attention is drawn to the fact that claims, or parts of claims, relating to inventions in respect of which no international search report has been established need not be the subject of an international preliminary examination (Rule 66.1(e) PCT). The applicant is advised that the EPO policy when acting as an International Preliminary Examining Authority is normally not to carry out a preliminary examination on matter which has not been searched. This is the case irrespective of whether or not the claims are amended following receipt of the search report or during any Chapter II procedure.

# INTERNATIONAL SEARCH REPORT

Information on patent family members

International Application No

PCT/US 99/13723

Patent document cited in search report	Publication date	Patent family member(s)	Publication date
US 4207091 A		JP 52098158 A	17-08-1977
		NL 7701320 A	11-08-1977
DE 2705034 A	11-08-1977	CH 621043 A	15-01-1981
		AT 353551 B	26-11-1979
		AT 81077 A	15-04-1979
		BE 851198 A	08-08-1977
		CA 1098331 A	31-03-1981
		CS 212786 B	26-03-1982
		DD 129995 A	01-03-1978
		DK 52677 A,B,	10-08-1977
		FR 2340046 A	02-09-1977
		GB 1572470 A	30-07-1980
		JP 52098158 A	17-08-1977
		NL 7701320 A	11-08-1977
		US 4207091 A	10-06-1980
WO 9932451 A	01-07-1999	NONE	