



US00D475868S

(12) **United States Design Patent** (10) **Patent No.:** **US D475,868 S**
Vaaler (45) **Date of Patent:** **** Jun. 17, 2003**

(54) **CABINET**

OTHER PUBLICATIONS

(75) Inventor: **Lawrence I. Vaaler**, Lenoir, NC (US)

Thomasville Catalog, *Domaine China Cabinet*, p. 10, 1989.*
Ethan Allen, *Country French China and Buffet*, p. 333, 1998.*

(73) Assignee: **Bernhardt, L.L.C.**, Lenoir, NC (US)

Photocopy of a cabinet; origin and date unknown.
Photocopy of a cabinet; origin and date unknown.

(**) Term: **14 Years**

* cited by examiner

(21) Appl. No.: **29/159,171**

(22) Filed: **Apr. 16, 2002**

Primary Examiner—Cathron C. Brooks

(51) **LOC (7) Cl.** **06-04**

(74) *Attorney, Agent, or Firm*—MacCord Mason PLLC

(52) **U.S. Cl.** **D6/470**

(57) **CLAIM**

(58) **Field of Search** D6/432–448, 470;
312/204, 224, 237, 278, 279, 114, 194,
348.4

The ornamental design for a cabinet, as shown and described.

(56) **References Cited**

DESCRIPTION

U.S. PATENT DOCUMENTS

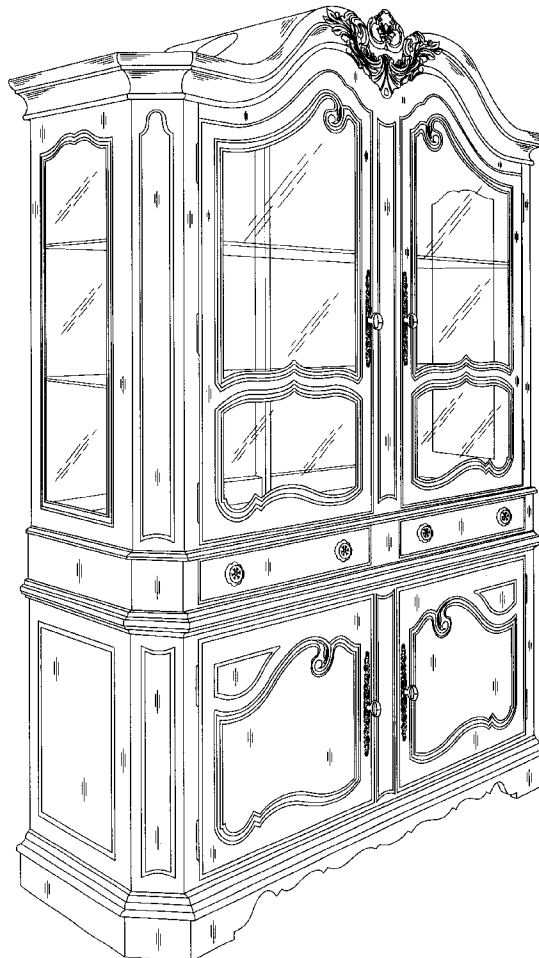
FIG. 1 is a left front perspective view of a cabinet showing my new design;

D227,843 S	*	7/1973	Adkinson	D6/434
D255,072 S	*	5/1980	Adkinson	D6/438
D371,688 S	*	7/1996	Keller	D6/438
D447,886 S	*	9/2001	OaHare et al.	D6/438
D454,729 S	*	3/2002	Vaaler	D6/470
D461,655 S	*	8/2002	Stanton	D6/470

FIG. 2 is a front view thereof; and,

FIG. 3 is a side view, the opposite side being a mirror image thereof.

1 Claim, 3 Drawing Sheets



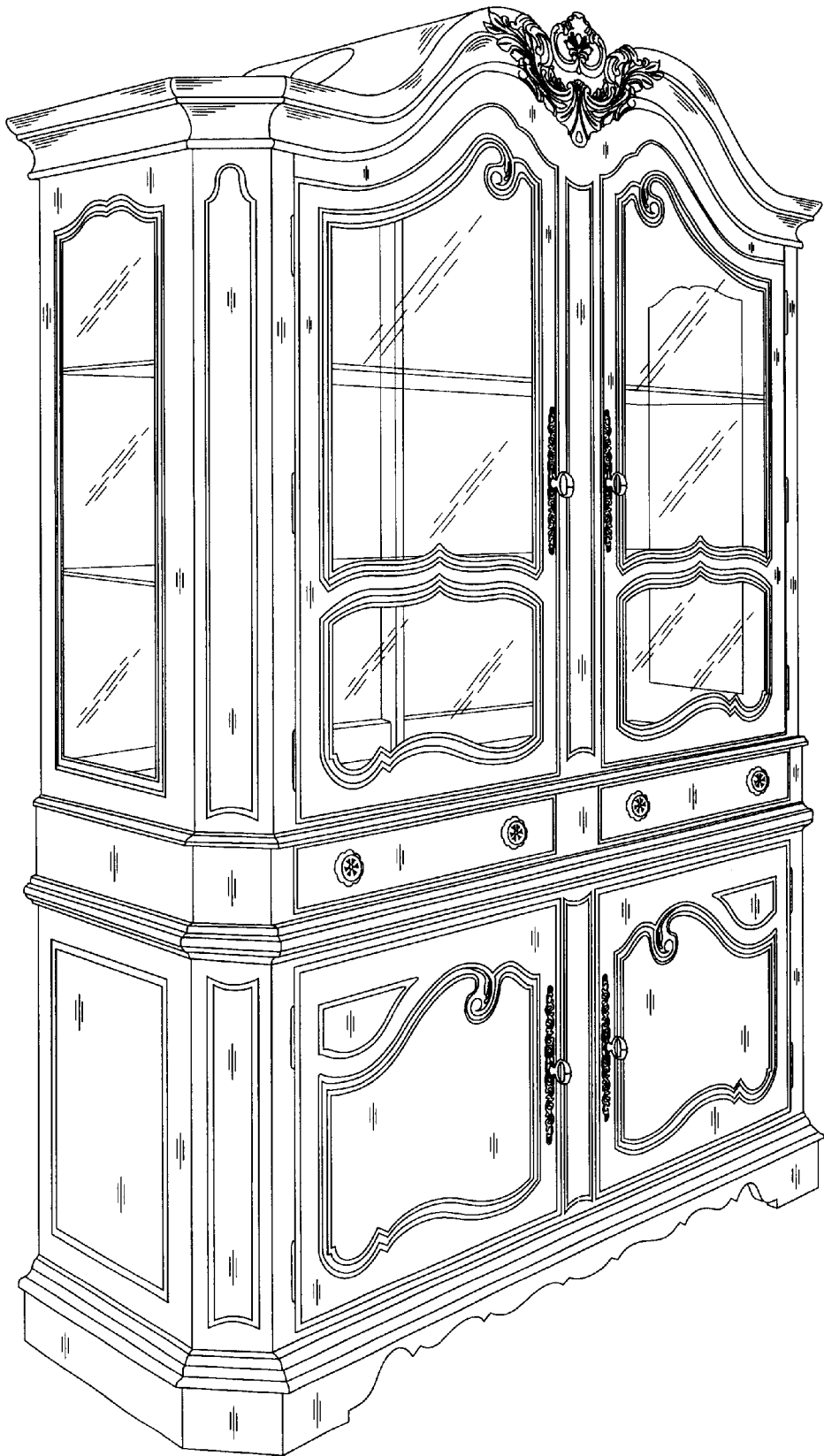


FIG. 1




FIG. 2




FIG. 3