

[54] **COMBINED LIGHT AND SIREN SPEAKER HOUSING FOR EMERGENCY VEHICLE**

[75] Inventor: **Earl W. Gosswiller**, Clarendon Hills, Ill.

[73] Assignee: **Federal Signal Corporation**, Oak Brook, Ill.

[\*\*] Term: **14 Years**

[21] Appl. No.: **881,876**

[22] Filed: **Feb. 27, 1978**

[51] Int. Cl. .... **D10-06; D26-06**

[52] U.S. Cl. .... **D10/114; D10/120**

[58] Field of Search ..... **D48/32 R; D10/114, 120; 340/384 R, 384 E, 50, 74, 81 R, 84, 87, 92; 362/61, 62, 72, 217, 223, 224, 227, 262, 282, 311, 362**

[56] **References Cited**

**U.S. PATENT DOCUMENTS**

D. 146,683	4/1947	Roeder .....	D48/32 R
2,996,607	8/1961	Witt .....	D48/32 R X
3,404,371	10/1968	Gosswiller .....	340/87

**OTHER PUBLICATIONS**

Public Safety Equipment, Inc. Catalog, p. 1, Code 3 TM Bar, Model 2200.

Primary Examiner—Susan J. Lucas

Attorney, Agent, or Firm—Charles F. Pigott, Jr.

[57] **CLAIM**

The ornamental design for a combined light and siren speaker housing for emergency vehicle, as shown and described.

**DESCRIPTION**

FIG. 1 is a perspective view of a combined light and siren speaker housing for emergency vehicle showing my new design;

FIG. 2 is an end elevational view thereof on an enlarged scale;

FIG. 3 is a front elevational view thereof on an enlarged scale;

FIG. 4 is a top plan view thereof on an enlarged scale; and

FIG. 5 is a rear elevational view thereof on an enlarged scale.

The vehicle and mounting elements are shown in broken lines in FIG. 1 for illustrative purposes only.

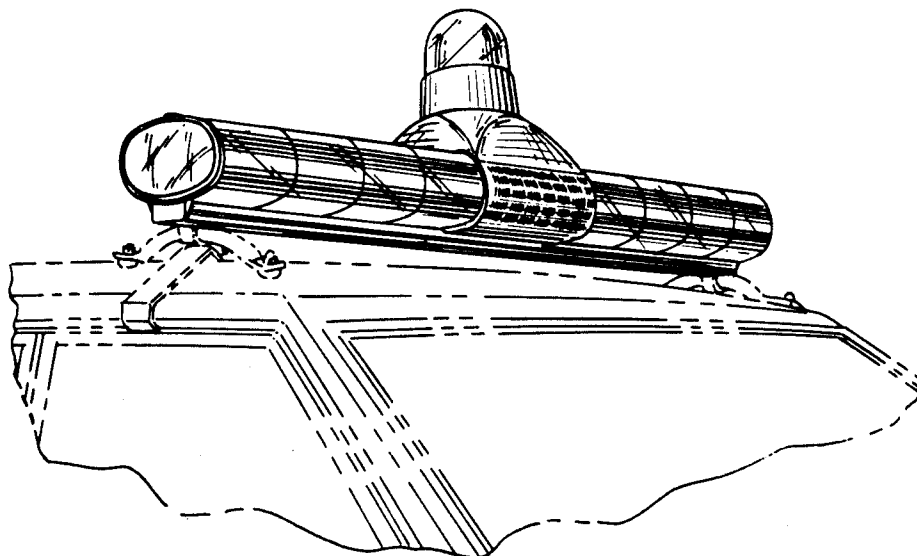


FIG. 2

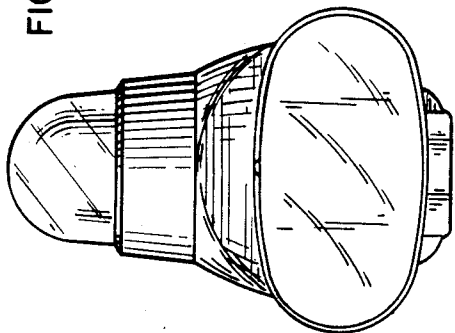


FIG. 1

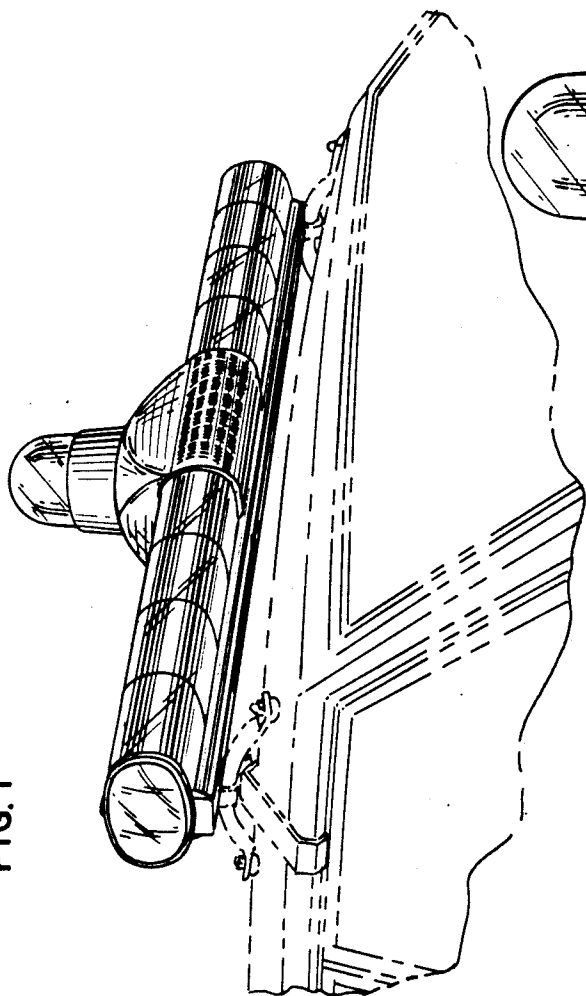
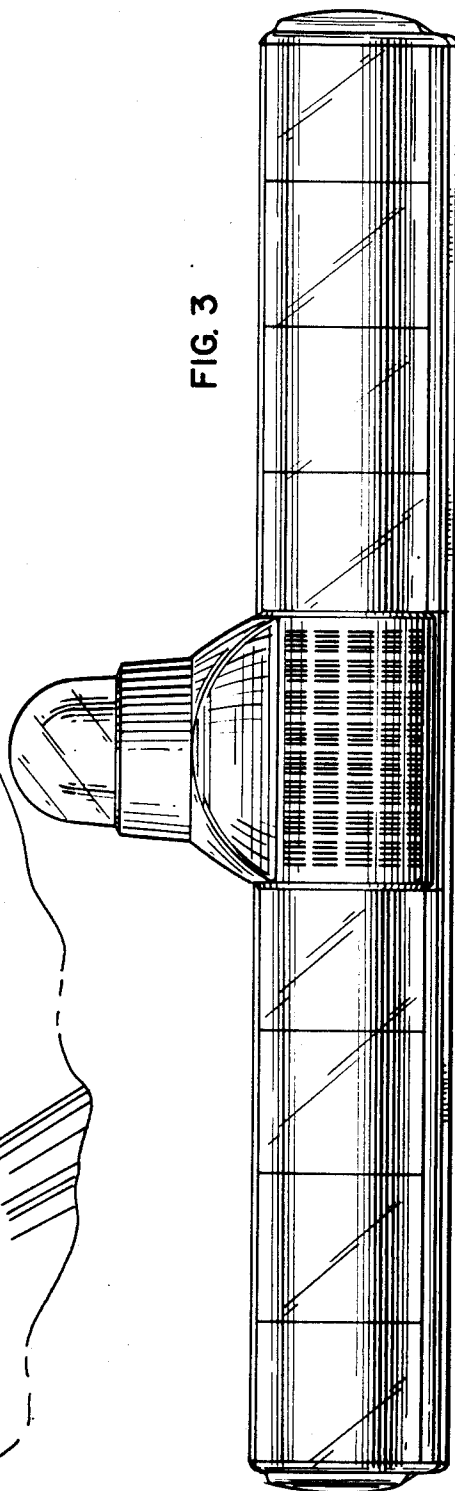


FIG. 3



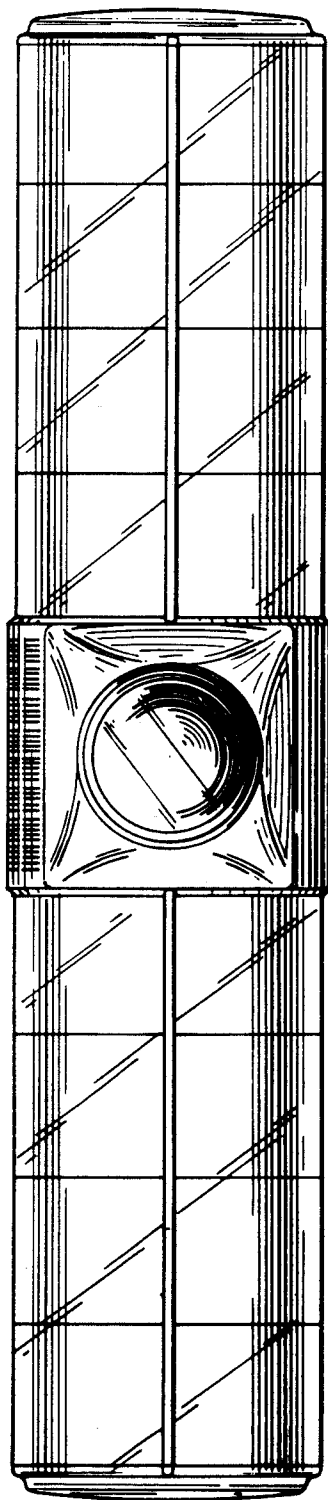


FIG. 4

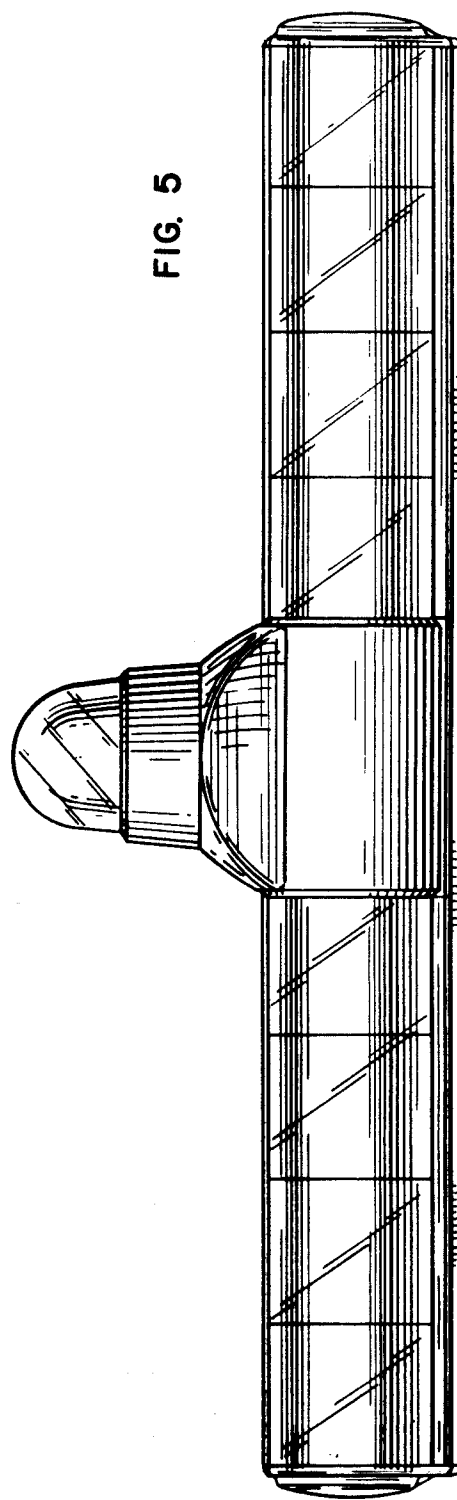


FIG. 5