

J. M. SCHRAMM.
 Mill-Stone Balance.

No. 134,491.

Patented Dec. 31, 1872.

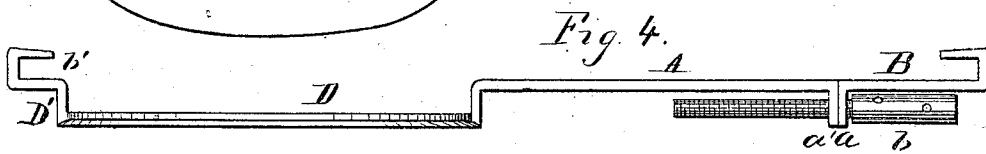
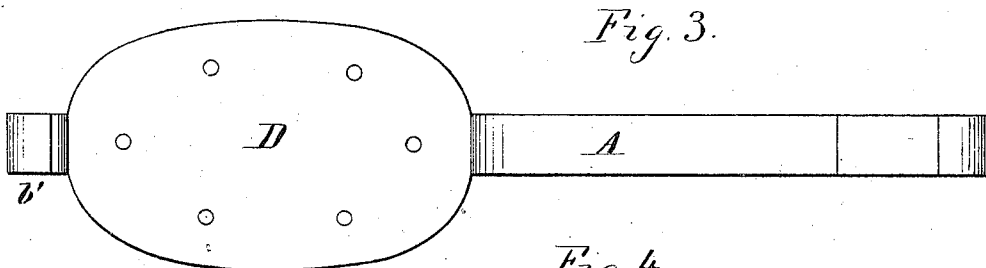

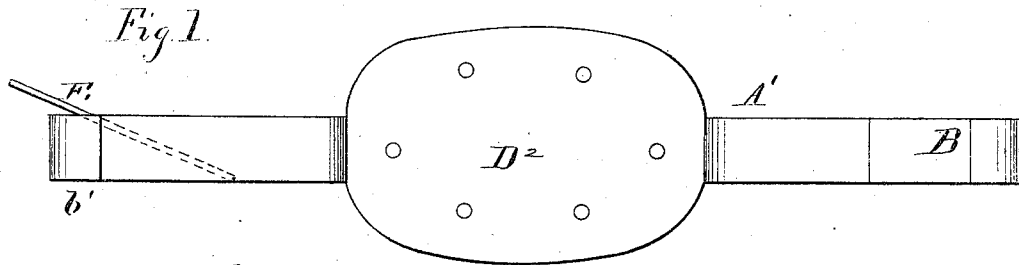
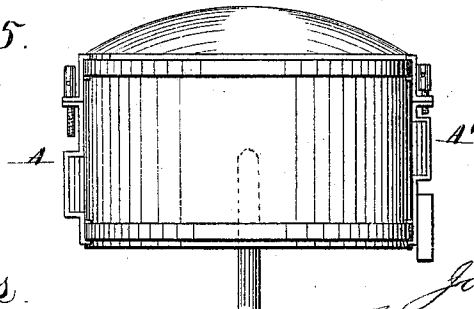


Fig. 5.



Witnesses.
 C. A. Bates.
 George E. Vophaw.

Inventor
 John M. Schramm,
 Chapman & Osmer & Co
 Attys

UNITED STATES PATENT OFFICE.

JOHN M. SCHRAMM, OF PONTOOSUC, ILLINOIS.

IMPROVEMENT IN MILLSTONE-BALANCES.

Specification forming part of Letters Patent No. 134,491, dated December 31, 1872.

To all whom it may concern:

Be it known that I, JOHN M. SCHRAMM, of Pontoosuc, in the county of Hancock and State of Illinois, have invented a new and valuable Improvement in Devices for Balancing Millstones; and I do hereby declare that the following is a full, clear, and exact description of the construction and operation of the same, reference being had to the annexed drawing making a part of this specification, and to the letters and figures of reference marked thereon.

Figure 1 of the drawing is a representation of a front view of one of my hangers. Fig. 2 is a side view of the same. Fig. 3 is a front view of the opposite hanger. Fig. 4 is a side view of the same. Fig. 5 is a view of a millstone with my devices attached.

This invention has relation to the means for balancing millstones; and it consists in the construction and novel arrangement of adjustable weight-holding hangers, designed to be applied to the upper stone or runner, substantially as and for the purpose hereinafter more fully described.

Referring to the accompanying drawing, A, A' designate two hangers, each provided with an adjustable clamping-hook, B, having a lug, *a*, corresponding to and resting on a lug, *a'*, at the top of the standard, and secured thereto by an adjusting-screw, *b*. The lower end of each hanger is also constructed with a hook, *b'*, similar to the clamp-hook. These hooks are used in securing the hangers to the upper and lower edges of the band encircling the runner. The parts B are made adjustable, so that the standards may be applied to and rigidly secured to bands of different widths. The hanger A is provided with a plate, D, held outward by means of arms D¹, furnished with screw-holes or other means for the attachment of pieces of lead used as a balancing material. The plate D is located near the lower end of the hanger A. The hanger A' is also provided

with a similar plate, D², which is located about midway between the ends of said hanger. Below the plate D² is arranged an oblique plate, E, projecting below the end of the hanger, so as to touch, or nearly touch, the surface of the lower stone inside the curb.

The hangers are properly weighted according to the following process: The stone must be first put in good train and "drive," and the spindle tightened to hold it steady. A stout rest is then fitted up above the back of the runner, from which to turn off the plaster back to make it true with the face. When the plaster is properly finished the runner is to be raised about one-half inch or an inch above the bed-stone, and started above grinding speed. A pencil is then held toward the outer edge of the stone and against the rest until it touches the plaster back at the outer edge of the stone. On the side where the pencil marks the greater proportion of weight will be found to be below the cock-eye. The hanger at this side must, therefore, have its weight lessened by removing some of the lead. The stone is again rotated, and the pencil applied as before, and so on until the stone is put in true balance.

The plate E is designed to prevent the meal from filling up the space between the curb and stone, and also to cool the meal and convey it to the spout.

What I claim as new, and desire to secure by Letters Patent, is—

The combination of the hangers A A' having the adjustable clamps B, plates D D², and hooks *b'*, and applied to a mill runner-stone, substantially as specified.

In testimony that I claim the above I have hereunto subscribed my name in the presence of two witnesses.

JOHN M. SCHRAMM.

Witnesses:

JOS. P. HEYER,
ALEXANDER ABERNETHY.