



US00D681997S

(12) **United States Design Patent**  
**Benz**

(10) **Patent No.:** **US D681,997 S**

(45) **Date of Patent:** **\*\* May 14, 2013**

(54) **STADIUM BLANKET**

(76) Inventor: **Gary Benz**, Brentwood, TN (US)

(\*\*) Term: **14 Years**

(21) Appl. No.: **29/411,886**

(22) Filed: **Jan. 27, 2012**

(51) **LOC (9) Cl.** ..... **06-09**

(52) **U.S. Cl.**  
USPC ..... **D6/603**

(58) **Field of Classification Search** ..... D6/595,  
D6/596, 597, 601, 603; 5/630, 636, 637,  
5/648, 652, 653, 655.3, 656, 907, 417-420  
See application file for complete search history.

(56) **References Cited**

U.S. PATENT DOCUMENTS

1,222,563	A	*	4/1917	Rosenberg	.....	5/419
D264,165	S	*	5/1982	McVeigh	.....	D6/596
5,179,741	A	*	1/1993	Book	.....	5/417
D376,689	S	*	12/1996	Doppelt	.....	D3/274
5,587,219	A	*	12/1996	Schofield	.....	428/68

D477,958	S	*	8/2003	Barker et al.	.....	D6/596
D551,891	S	*	10/2007	Kaiser et al.	.....	D6/603
D663,148	S	*	7/2012	Freese et al.	.....	D6/596

\* cited by examiner

*Primary Examiner* — Janice Seeger

(74) *Attorney, Agent, or Firm* — Butler, Snow, O'Mara, Stevens & Cannada PLLC

(57) **CLAIM**

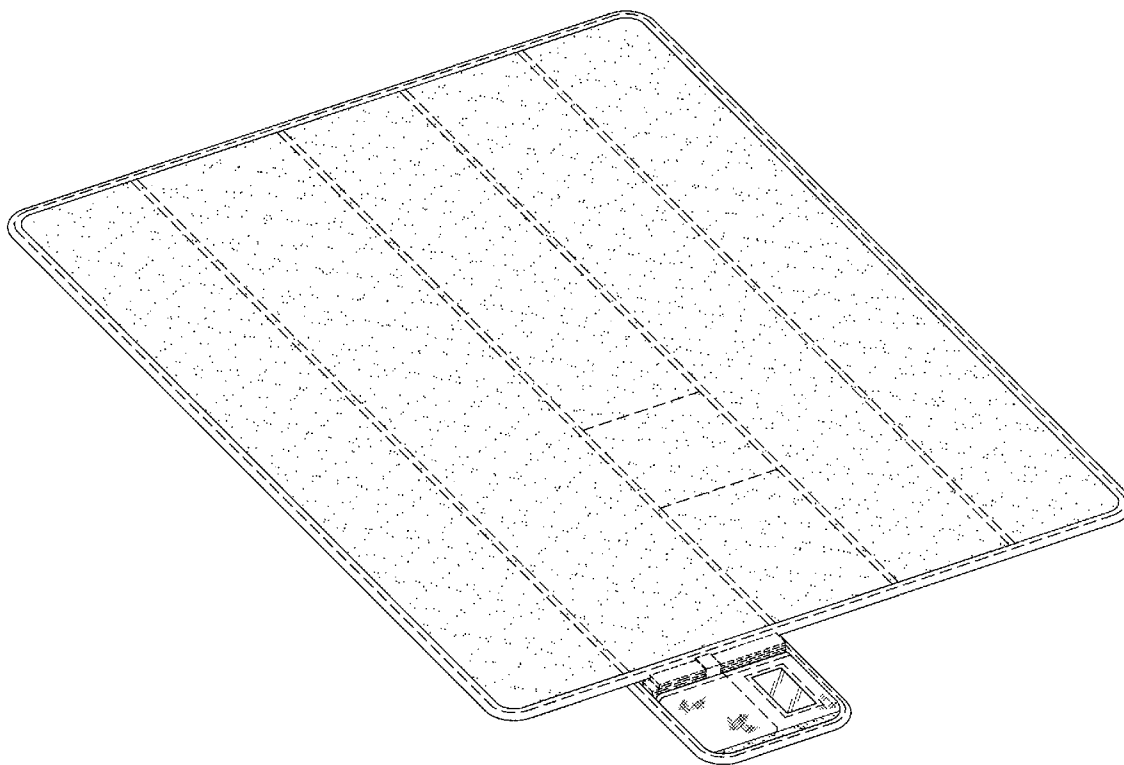
The ornamental design for a stadium blanket, as is shown and described.

**DESCRIPTION**

FIG. 1 is a top perspective view of a stadium blanket, showing my new design in unfolded condition; FIG. 2 is a side elevational view thereof; FIG. 3 is a top plan view thereof; FIG. 4 is a bottom plan view thereof; FIG. 5 is an end elevational view thereof; FIG. 6 is an end view opposite that shown in FIG. 5; and, FIG. 7 is a perspective view showing the blanket in folded condition.

The long dashed lines represent stitching. The short dashed lines are for environmental purposes only and form no part of the claimed design.

**1 Claim, 5 Drawing Sheets**



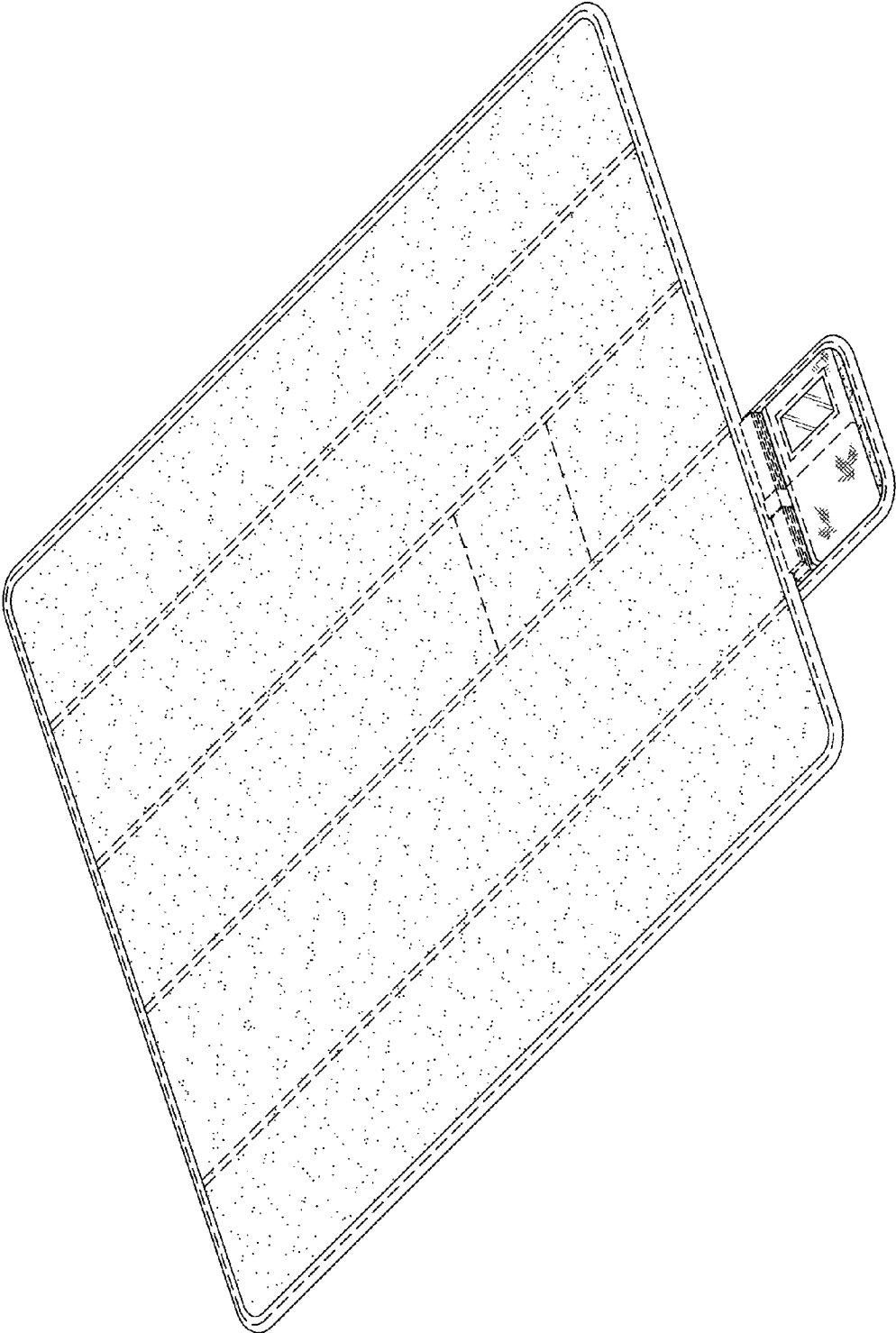


FIG. 1

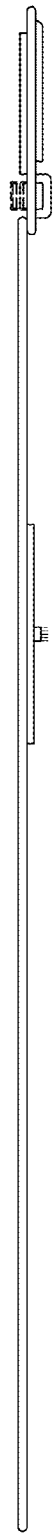


FIG. 2




FIG. 3

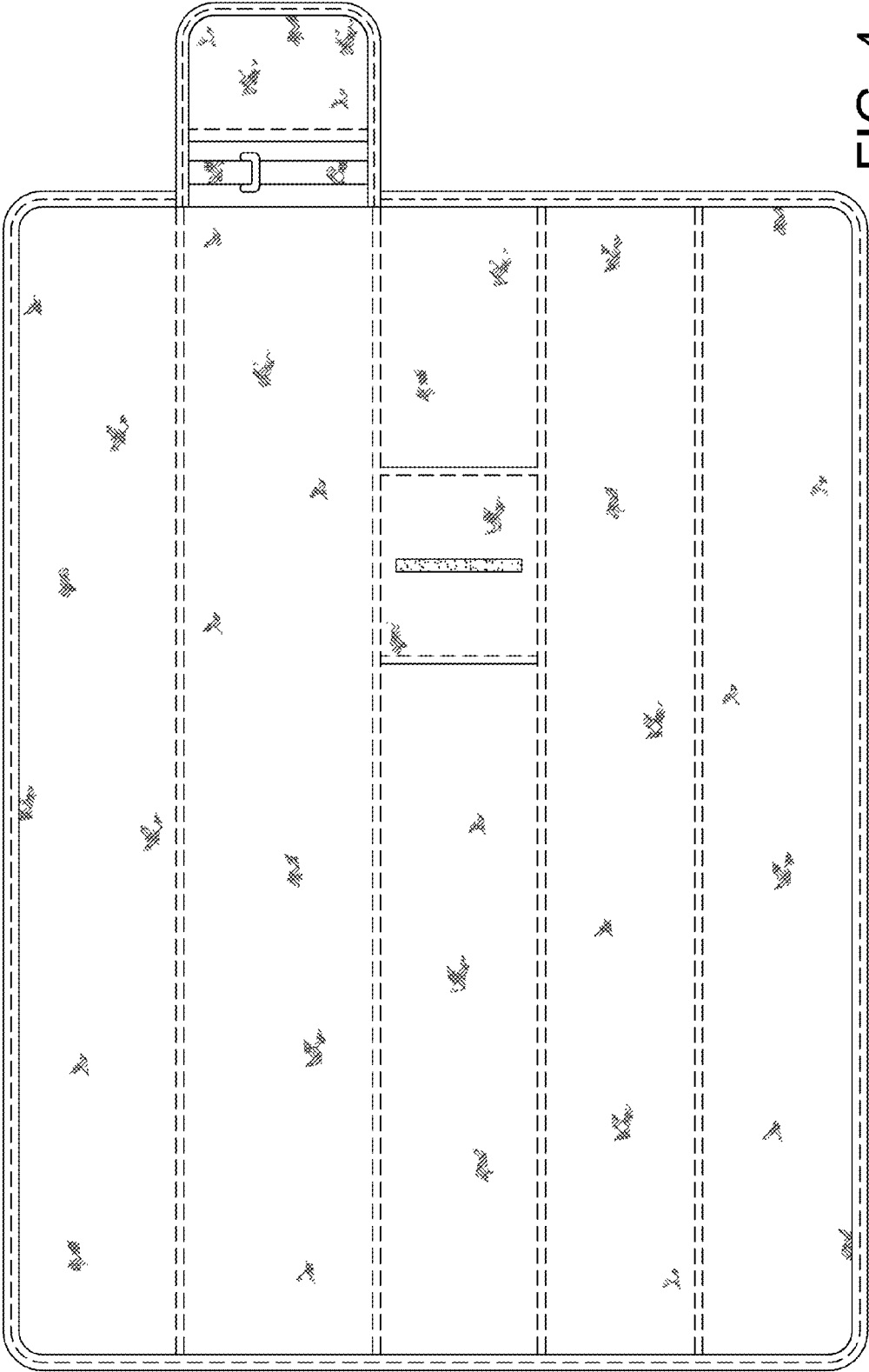


FIG. 4



FIG. 5

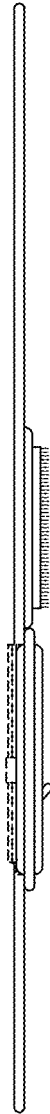


FIG. 6

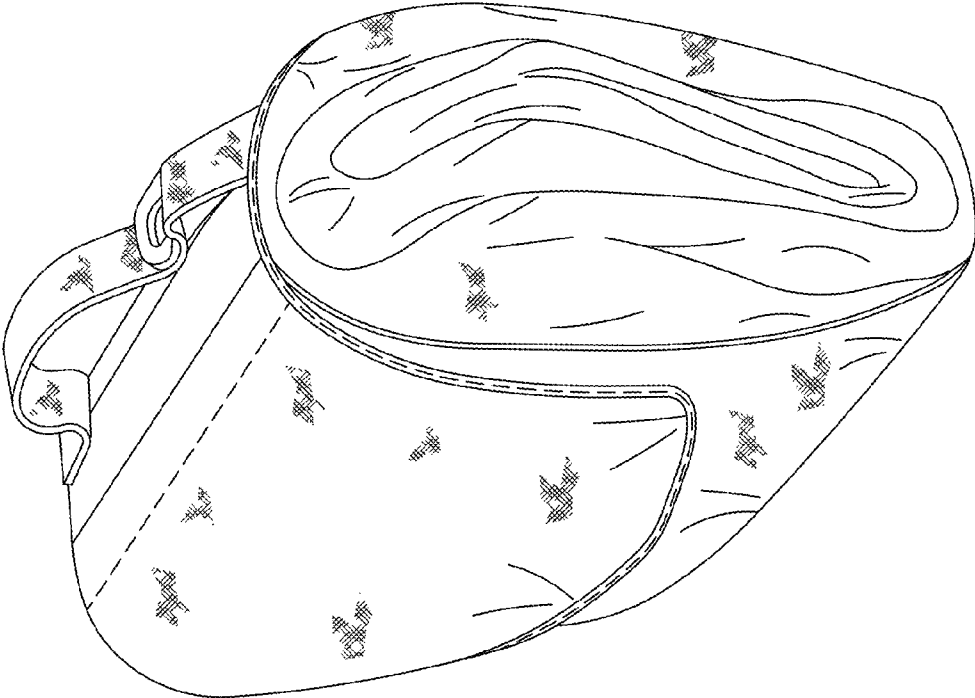


FIG. 7