



- (51) **International Patent Classification:**
A61K 31/4745 (2006.01) *C07D 471/04* (2006.01)
- (21) **International Application Number:**
PCT/US2015/065449
- (22) **International Filing Date:**
14 December 2015 (14.12.2015)
- (25) **Filing Language:** English
- (26) **Publication Language:** English
- (30) **Priority Data:**
62/094,707 19 December 2014 (19.12.2014) US
- (71) **Applicant (for all designated States except US):** **MERCK SHARP & DOHME CORP.** [US/US]; 126 East Lincoln Avenue, Rahway, New Jersey 07065-0907 (US).
- (72) **Inventors; and**
- (71) **Applicants (for NZ, US only):** **KIM, Ronald** [US/US]; 126 East Lincoln Avenue, Rahway, New Jersey 07065-0907 (US). **KUDUK, Scott, D.** [US/US]; 219 Summerwind Lane, Harleysville, Pennsylvania 19438 (US). **LIVERTON, Nigel** [GB/US]; 786 Sharon Lane, Harleysville, Pennsylvania 19438 (US). **ZHUO, Gang** [CN/US]; 126 East Lincoln Avenue, Rahway, New Jersey 07065-0907 (US).
- (74) **Common Representative:** **MERCK SHARP & DOHME CORP.**; 126 East Lincoln Avenue, Rahway, New Jersey 07065-0907 (US).
- (81) **Designated States (unless otherwise indicated, for every kind of national protection available):** AE, AG, AL, AM,

AO, AT, AU, AZ, BA, BB, BG, BH, BN, BR, BW, BY, BZ, CA, CH, CL, CN, CO, CR, CU, CZ, DE, DK, DM, DO, DZ, EC, EE, EG, ES, FI, GB, GD, GE, GH, GM, GT, HN, HR, HU, ID, IL, IN, IR, IS, JP, KE, KG, KN, KP, KR, KZ, LA, LC, LK, LR, LS, LU, LY, MA, MD, ME, MG, MK, MN, MW, MX, MY, MZ, NA, NG, NI, NO, NZ, OM, PA, PE, PG, PH, PL, PT, QA, RO, RS, RU, RW, SA, SC, SD, SE, SG, SK, SL, SM, ST, SV, SY, TH, TJ, TM, TN, TR, TT, TZ, UA, UG, US, UZ, VC, VN, ZA, ZM, ZW.

- (84) **Designated States (unless otherwise indicated, for every kind of regional protection available):** ARIPO (BW, GH, GM, KE, LR, LS, MW, MZ, NA, RW, SD, SL, ST, SZ, TZ, UG, ZM, ZW), Eurasian (AM, AZ, BY, KG, KZ, RU, TJ, TM), European (AL, AT, BE, BG, CH, CY, CZ, DE, DK, EE, ES, FI, FR, GB, GR, HR, HU, IE, IS, IT, LT, LU, LV, MC, MK, MT, NL, NO, PL, PT, RO, RS, SE, SI, SK, SM, TR), OAPI (BF, BJ, CF, CG, CI, CM, GA, GN, GQ, GW, KM, ML, MR, NE, SN, TD, TG).

Declarations under Rule 4.17:

- as to applicant's entitlement to apply for and be granted a patent (Rule 4.17(ii))
- as to the applicant's entitlement to claim the priority of the earlier application (Rule 4.17(iii))

Published:

- without international search report and to be republished upon receipt of that report (Rule 48.2(g))



WO 2016/100157 A2

(54) **Title:** 6,5-BICYCLIC OCTAHYDROPYRROLOPYRIDINE OREXIN RECEPTOR ANTAGONISTS

(57) **Abstract:** The present invention is directed to 6,5-bicyclic octahydropyrrolopyridine compounds which are antagonists of orexin receptors. The present invention is also directed to uses of the compounds described herein in the potential treatment or prevention of neurological and psychiatric disorders and diseases in which orexin receptors are involved. The present invention is also directed to compositions comprising these compounds. The present invention is also directed to uses of these compositions in the potential prevention or treatment of such diseases in which orexin receptors are involved.

TITLE OF THE INVENTION

6,5-BICYCLIC OCTAHYDROPYRROLOPYRIDINE OREXIN RECEPTOR ANTAGONISTS

BACKGROUND OF THE INVENTION

5 The orexins (hypocretins) comprise two neuropeptides produced in the hypothalamus: orexin A (OX-A) (a 33 amino acid peptide) and the orexin B (OX-B) (a 28 amino acid peptide) (Sakurai T. et al., Cell, 1998, 92, 573-585). Orexins are found to stimulate food consumption in rats suggesting a physiological role for these peptides as mediators in the central feedback mechanism that regulates feeding behavior (Sakurai T. et al., Cell, 1998, 92, 10 573-585). Orexins regulate states of sleep and wakefulness opening potentially novel therapeutic approaches for narcoleptic or insomniac patients (Chemelli R.M. et al., Cell, 1999, 98, 437-451). Orexins have also been indicated as playing a role in arousal, reward, learning and memory (Harris, et al., Trends Neurosci., 2006, 29 (10), 571-577). Two orexin receptors have been cloned and characterized in mammals. They belong to the super family of G-protein coupled 15 receptors (Sakurai T. et al., Cell, 1998, 92, 573-585): the orexin-1 receptor (OX or OX1R) is selective for OX-A and the orexin-2 receptor (OX2 or OX2R) is capable of binding OX-A as well as OX-B. The physiological actions in which orexins are presumed to participate are thought to be expressed via one or both of OX1 receptor and OX2 receptor as the two subtypes of orexin receptors.

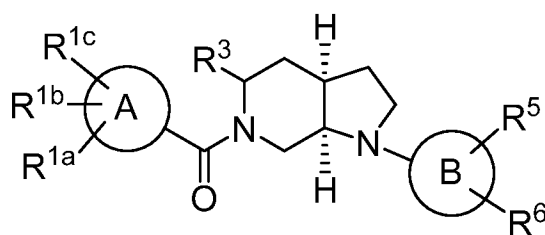
20

SUMMARY OF THE INVENTION

 The present invention is directed to 6,5-bicyclic octahydropyrrolopyridine compounds which are antagonists of orexin receptors. The present invention is also directed to uses of the compounds described herein in the potential treatment or prevention of neurological 25 and psychiatric disorders and diseases in which orexin receptors are involved. The present invention is also directed to compositions comprising these compounds. The present invention is also directed to uses of these compositions in the potential prevention or treatment of such diseases in which orexin receptors are involved.

30 DETAILED DESCRIPTION OF THE INVENTION

 The present invention is directed to compounds of the formula I:



I

wherein:

A is selected from the group consisting of phenyl, naphthyl and heteroaryl;

5

B is selected from the group consisting of phenyl, naphthyl and heteroaryl;

each of R^{1a}, R^{1b} and R^{1c} is independently selected from the group consisting of:

- (1) hydrogen,
- 10 (2) halogen,
- (3) hydroxyl,
- (4) $-(C=O)_m-O_n-C_{1-6}$ alkyl, where m is 0 or 1, n is 0 or 1 (wherein if m is 0 or n is 0, a bond is present) and where the alkyl is unsubstituted or substituted with one to three substituents independently selected from R⁴,
- 15 (5) $-(C=O)_m-O_n-C_{3-6}$ cycloalkyl, where the cycloalkyl is unsubstituted or substituted with one to three substituents independently selected from R⁴,
- (6) $-(C=O)_m-C_{2-4}$ alkenyl, where the alkenyl is unsubstituted or substituted with one to three substituents independently selected from R⁴,
- (7) $-(C=O)_m-C_{2-4}$ alkynyl, where the alkynyl is unsubstituted or substituted with one to three substituents independently selected from R⁴,
- 20 (8) $-(C=O)_m-O_n$ -phenyl or $-(C=O)_m-O_n$ -naphthyl, where the phenyl or naphthyl is unsubstituted or substituted with one to three substituents independently selected from R⁴,
- (9) $-(C=O)_m-O_n$ -heterocycle, where the heterocycle is unsubstituted or substituted with one to three substituents independently selected from R⁴,
- 25 (10) $-(C=O)_m-NR^{10}R^{11}$, wherein R¹⁰ and R¹¹ are independently selected from the group consisting of:
 - (a) hydrogen,
 - (b) C₁₋₆alkyl, which is unsubstituted or substituted with R⁴,
 - 30 (c) C₃₋₆alkenyl, which is unsubstituted or substituted with R⁴,

- (d) C₃₋₆alkynyl, which is unsubstituted or substituted with R⁴,
(e) C₃₋₆cycloalkyl which is unsubstituted or substituted with R⁴,
(f) phenyl, which is unsubstituted or substituted with R⁴, and
(g) heterocycle, which is unsubstituted or substituted with R⁴,
- 5 (11) -S(O)₂-NR¹⁰R¹¹,
(12) -S(O)_q-R¹², where q is 0, 1 or 2 and where R¹² is selected from the definitions of
R¹⁰ and R¹¹,
(13) -CO₂H,
(14) -CN, and
10 (15) -NO₂;

R³ is selected from hydrogen and C₁₋₆alkyl, which is unsubstituted or substituted with halo or hydroxyl;

15 R⁴ is selected from the group consisting of:

- (1) hydroxyl,
(2) halogen,
(3) C₁₋₆alkyl,
(4) -C₃₋₆cycloalkyl,
20 (5) -O-C₁₋₆alkyl,
(6) -O(C=O)-C₁₋₆alkyl,
(7) -NH₂,
(8) -NH-C₁₋₆alkyl,
(9) -NO₂,
25 (10) phenyl,
(11) heterocycle,
(12) -CO₂H, and
(13) -CN;

30 R⁵ is selected from the group consisting of:

- (1) hydrogen,
(2) halogen,
(3) C₁₋₆alkyl, which is unsubstituted or substituted with halogen, hydroxyl or phenyl,

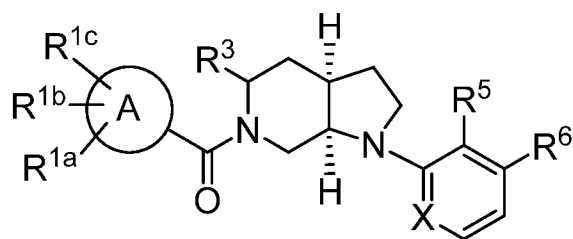
- 5
- (4) -O-C₁₋₆alkyl, which is unsubstituted or substituted with halogen or phenyl,
 - (5) -O-C₃₋₆cycloalkyl, which is unsubstituted or substituted with C₁₋₆alkyl, halogen or phenyl,
 - (6) heterocycle, which is unsubstituted or substituted with R⁴,
 - (7) -NR¹⁰R¹¹; and
 - (8) -(C=O)-O-C₁₋₆alkyl;

R⁶ is selected from the group consisting of:

- 10
- (1) halogen,
 - (2) -CN,
 - (3) C₁₋₆alkyl, which is unsubstituted or substituted with halogen, hydroxyl or phenyl,
 - (4) -O-C₁₋₆alkyl, which is unsubstituted or substituted with halogen or phenyl,
 - (5) -O-C₃₋₆cycloalkyl, which is unsubstituted or substituted with C₁₋₆alkyl, halogen or phenyl,
 - (6) -(C=O)-O-C₁₋₆alkyl, and
 - (7) -(C=O)-NH₂;
- 15

or a pharmaceutically acceptable salt thereof.

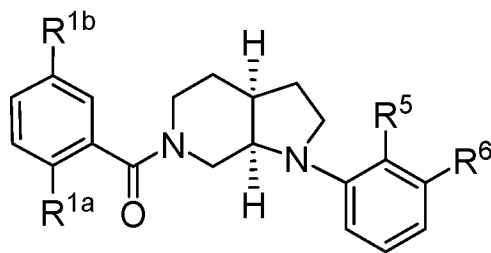
20 An embodiment of the present invention includes compounds of the formula Ia:



Ia

wherein X is N or CH, and R^{1a}, R^{1b}, R^{1c}, R², R³, R⁵ and R⁶ are defined herein; or a pharmaceutically acceptable salt thereof.

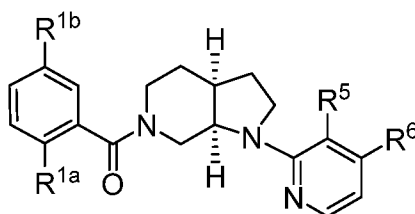
25 An embodiment of the present invention includes compounds of the formula Ib:



Ib

wherein R^{1a}, R^{1b}, R⁵ and R⁶ are defined herein; or a pharmaceutically acceptable salt thereof.

An embodiment of the present invention includes compounds of the formula Ic:



Ic

wherein R^{1a}, R^{1b}, R⁵ and R⁶ are defined herein; or a pharmaceutically acceptable salt thereof.

An embodiment of the present invention includes compounds wherein A is selected from phenyl, pyridyl, thiophenyl, thiazolyl, isothiazolyl, and pyrazolyl. An embodiment of the present invention includes compounds wherein A is phenyl. An embodiment of the present invention includes compounds wherein A is pyridyl. An embodiment of the present invention includes compounds wherein A is thiophenyl. An embodiment of the present invention includes compounds wherein A is thiazolyl. An embodiment of the present invention includes compounds wherein A is isothiazolyl. An embodiment of the present invention includes compounds wherein A is pyrazolyl.

An embodiment of the present invention includes compounds wherein X is N.

An embodiment of the present invention includes compounds wherein X is CH.

An embodiment of the present invention includes compounds wherein R^{1a}, R^{1b} and R^{1c} are independently selected from the group consisting of:

- (1) hydrogen,
- (2) halogen,
- (3) hydroxyl,
- (4) C₁₋₆alkyl, which is unsubstituted or substituted with halogen, hydroxyl or phenyl,

- (5) -O-C₁₋₆alkyl, which is unsubstituted or substituted with halogen, hydroxyl or phenyl,
- (6) heteroaryl, wherein heteroaryl is selected from imidazolyl, indolyl, oxazolyl, pyridyl, pyrrolyl, pyrimidinyl, tetrazolyl, and triazolyl, which is unsubstituted or substituted with halogen, hydroxyl, C₁₋₆alkyl, -O-C₁₋₆alkyl or-NO₂,
- 5 (7) phenyl, which is unsubstituted or substituted with halogen, hydroxyl, C₁₋₆alkyl, -O-C₁₋₆alkyl or-NO₂,
- (8) -O-phenyl, which is unsubstituted or substituted with halogen, hydroxyl, C₁₋₆alkyl, -O-C₁₋₆alkyl or -NO₂,
- 10 (9) -CN, and
- (10) -NH-C₁₋₆alkyl, or -N(C₁₋₆alkyl)(C₁₋₆alkyl), which is unsubstituted or substituted with halogen, hydroxyl, C₁₋₆alkyl, and -O-C₁₋₆alkyl.

An embodiment of the present invention includes compounds wherein R^{1a}, R^{1b} and R^{1c} are independently selected from the group consisting of:

- 15 (1) hydrogen,
- (2) halogen,
- (3) hydroxyl,
- (4) C₁₋₆alkyl, which is unsubstituted or substituted with halogen, hydroxyl or phenyl,
- 20 (5) -O-C₁₋₆alkyl, which is unsubstituted or substituted with halogen, hydroxyl or phenyl,
- (6) -CN, and
- (7) heteroaryl, wherein heteroaryl is selected from imidazolyl, indolyl, oxazolyl, pyridyl, pyrrolyl, pyrimidinyl, tetrazolyl, and triazolyl, which is unsubstituted or substituted with halogen, hydroxyl, C₁₋₆alkyl, -O-C₁₋₆alkyl or-NO₂.
- 25

An embodiment of the present invention includes compounds wherein R^{1a}, R^{1b} and R^{1c} are independently selected from the group consisting of:

- 30 (1) hydrogen,
- (2) halogen,
- (3) C₁₋₆alkyl, which is unsubstituted or substituted with halogen,
- (4) -O-C₁₋₆alkyl, which is unsubstituted or substituted with halogen,
- (5) -CN, and
- (6) heteroaryl, wherein heteroaryl is selected from imidazolyl, indolyl, oxazolyl, pyridyl, pyrrolyl, pyrimidinyl, tetrazolyl, and triazolyl.

An embodiment of the present invention includes compounds wherein R^{1c} is hydrogen, and R^{1a} and R^{1b} are independently selected from the group consisting of:

- (1) hydrogen,
- (2) fluoro,
- 5 (3) chloro,
- (4) bromo,
- (5) methyl,
- (6) ethyl,
- (7) methoxy,
- 10 (8) trifluoromethyl, and
- (9) heteroaryl, wherein heteroaryl is selected from imidazolyl, indolyl, oxazolyl, pyridyl, pyrrolyl, pyrimidinyl, tetrazolyl, and triazolyl.

An embodiment of the present invention includes compounds wherein R^{1c} is hydrogen, and R^{1a} and R^{1b} are independently selected from the group consisting of:

- 15 (1) hydrogen,
- (2) fluoro,
- (3) chloro,
- (4) methyl,
- (5) methoxy,
- 20 (6) tetrazolyl, and
- (7) triazolyl.

An embodiment of the present invention includes compounds wherein R³ is hydrogen. An embodiment of the present invention includes compounds wherein R³ is methyl. An embodiment of the present invention includes compounds wherein R³ is hydroxymethyl.

25 An embodiment of the present invention includes compounds wherein R⁵ is selected from the group consisting of:

- (1) hydrogen,
- (2) halogen,
- (3) C₁₋₆alkyl, which is unsubstituted or substituted with halogen,
- 30 (4) -O-C₁₋₆alkyl, which is unsubstituted or substituted with halogen, and
- (5) -(C=O)-O-C₁₋₆alkyl.

An embodiment of the present invention includes compounds wherein R⁵ is selected from the group consisting of: hydrogen, fluoro, methyl, and methoxy.

An embodiment of the present invention includes compounds wherein R⁶ is selected from the group consisting of:

- (1) hydrogen,
- (2) methyl,
- 5 (3) methoxy,
- (4) difluoroethoxy,
- (5) -CN,
- (6) -C(CH₃)₂OH,
- (7) -CH(OH)CF₃,
- 10 (8) -CH(OH)CH₃,
- (9) -C(OH)(CH₃)CH₂CH₃,
- (10) -C(OH)(CF₃)CH₃, and
- (11) -C(=O)OCH₃.

15 An embodiment of the present invention includes compounds wherein R⁶ is selected from the group consisting of: -CN, -C(CH₃)₂OH, methyl, methoxy, and difluoroethoxy.

An embodiment of the present invention includes compounds wherein R⁶ is selected from the group consisting of: -CN and -C(CH₃)₂OH.

20 Certain embodiments of the present invention include a compound which is selected from the group consisting of the subject compounds of the Examples herein or a pharmaceutically acceptable salt thereof.

The compounds of the present invention may contain one or more asymmetric centers and can thus occur as racemates and racemic mixtures, single enantiomers, diastereomeric mixtures and individual diastereomers. Additional asymmetric centers may be present depending upon the nature of the various substituents on the molecule. Each such
25 asymmetric center will independently produce two optical isomers and it is intended that all of the possible optical isomers and diastereomers in mixtures and as pure or partially purified compounds are included within the ambit of this invention. The present invention is meant to comprehend all such isomeric forms of these compounds. Formula I shows the structure of the
30 class of compounds without specific stereochemistry.

The independent syntheses of these diastereomers or their chromatographic separations may be achieved as known in the art by appropriate modification of the methodology disclosed herein. Their absolute stereochemistry may be determined by the x-ray crystallography of crystalline products or crystalline intermediates which are derivatized, if

necessary, with a reagent containing an asymmetric center of known absolute configuration. If desired, racemic mixtures of the compounds may be separated so that the individual enantiomers are isolated. The separation can be carried out by methods well known in the art, such as the coupling of a racemic mixture of compounds to an enantiomerically pure compound to form a diastereomeric mixture, followed by separation of the individual diastereomers by standard methods, such as fractional crystallization or chromatography. The coupling reaction is often the formation of salts using an enantiomerically pure acid or base. The diastereomeric derivatives may then be converted to the pure enantiomers by cleavage of the added chiral residue. The racemic mixture of the compounds can also be separated directly by chromatographic methods utilizing chiral stationary phases, which methods are well known in the art. Alternatively, any enantiomer of a compound may be obtained by stereoselective synthesis using optically pure starting materials or reagents of known configuration by methods well known in the art.

As appreciated by those of skill in the art, halogen or halo as used herein are intended to include fluoro, chloro, bromo and iodo. Similarly, C₁₋₆, as in C₁₋₆alkyl is defined to identify the group as having 1, 2, 3, 4, 5 or 6 carbons in a linear or branched arrangement, such that C₁₋₆alkyl specifically includes methyl, ethyl, n-propyl, iso-propyl, n-butyl, iso-butyl, tert-butyl, pentyl, and hexyl. A group which is designated as being independently substituted with substituents may be independently substituted with multiple numbers of such substituents. Substituents (such as R^{1a}, R^{1b} and R^{1c}) may be absent if the valency of the group to which they are attached does not permit such substitution. The term "heteroaryl" as used herein includes benzoimidazolyl, benzimidazolonyl, benzofuranyl, benzofurazanyl, benzopyrazolyl, benzothiazolyl, benzotriazolyl, benzothiophenyl, benzoxazepin, benzoxazolyl, carbazolyl, carbolinyl, cinnolinyl, furanyl, imidazolyl, indolinyl, indolyl, dihydroindolyl, indolaziny, indazolyl, isobenzofuranyl, isoindolyl, isoquinolyl, isothiazolyl, isoxazolyl, naphthpyridinyl, oxadiazolyl, oxazolyl, oxazoline, isoxazoline, oxetanyl, pyrazinyl, pyrazolyl, pyridazinyl, pyridopyridinyl, pyridazinyl, pyridyl, pyrimidyl, pyrrolyl, quinazoliny, quinolyl, quinoxaliny, tetrahydroquinoxaliny, tetrazolyl, tetrazolopyridyl, thiadiazolyl, thiazolyl, thienyl, triazolyl, and N-oxides thereof, and wherein the saturated heterocyclic moieties include azetidiny, 1,4-dioxanyl, hexahydroazepiny, piperazinyl, piperidiny, pyridin-2-onyl, pyrrolidiny, morpholinyl, tetrahydrofuranyl, thiomorpholinyl, and tetrahydrothienyl, and N-oxides thereof.

The present invention also includes all pharmaceutically acceptable isotopic variations of a compound of the Formula I in which one or more atoms is replaced by atoms having the same atomic number, but an atomic mass or mass number different from the atomic mass or mass number usually found in nature. Examples of isotopes suitable for inclusion in the

compounds of the invention include isotopes of hydrogen such as ^2H and ^3H , carbon such as ^{11}C , ^{13}C and ^{14}C , nitrogen such as ^{13}N and ^{15}N , oxygen such as ^{15}O , ^{17}O and ^{18}O , phosphorus such as ^{32}P , sulfur such as ^{35}S , fluorine such as ^{18}F , iodine such as ^{123}I and ^{125}I , and chlorine such as ^{36}Cl . Certain isotopically-labelled compounds of Formula I, for example
5 those incorporating a radioactive isotope, are useful in drug and/or substrate tissue distribution studies. The radioactive isotopes tritium, i.e. ^3H , and carbon-14, i.e. ^{14}C , are particularly useful for this purpose in view of their ease of incorporation and ready means of detection. Substitution with heavier isotopes such as deuterium, i.e. ^2H , may afford certain therapeutic advantages resulting from greater metabolic stability, for example, increased in vivo half-life or reduced
10 dosage requirements, and hence may be preferred in some circumstances. Substitution with positron emitting isotopes, such as ^{11}C , ^{18}F , ^{15}O and ^{13}N , can be useful in Positron Emission Topography (PET) studies for examining substrate receptor occupancy. Isotopically-labelled compounds of Formula I can generally be prepared by conventional techniques known to those skilled in the art or by processes analogous to those described in the accompanying Examples
15 using appropriate isotopically-labelled reagents in place of the non-labelled reagent previously employed.

The term "pharmaceutically acceptable salts" refers to salts prepared from pharmaceutically acceptable non-toxic bases or acids including inorganic or organic bases and inorganic or organic acids. Salts derived from inorganic bases include aluminum, ammonium,
20 calcium, copper, ferric, ferrous, lithium, magnesium, manganese salts, manganous, potassium, sodium, zinc, and the like. Particular embodiments include the ammonium, calcium, magnesium, potassium, and sodium salts. Salts in the solid form may exist in more than one crystal structure, and may also be in the form of hydrates. Salts derived from pharmaceutically acceptable organic non-toxic bases include salts of primary, secondary, and tertiary amines,
25 substituted amines including naturally occurring substituted amines, cyclic amines, and basic ion exchange resins, such as arginine, betaine, caffeine, choline, $\text{N,N}'$ -dibenzylethylene-diamine, diethylamine, 2-diethylaminoethanol, 2-dimethylaminoethanol, ethanolamine, ethylenediamine, N-ethyl-morpholine, N-ethylpiperidine, glucamine, glucosamine, histidine, hydrabamine, isopropylamine, lysine, methylglucamine, morpholine, piperazine, piperidine, polyamine resins,
30 procaine, purines, theobromine, triethylamine, trimethylamine, tripropylamine, tromethamine, and the like.

When the compound of the present invention is basic, salts may be prepared from pharmaceutically acceptable non-toxic acids, including inorganic and organic acids. Such acids include acetic, benzenesulfonic, benzoic, camphorsulfonic, citric, ethanesulfonic, fumaric,

gluconic, glutamic, hydrobromic, hydrochloric, isethionic, lactic, maleic, malic, mandelic, methanesulfonic, mucic, nitric, pamoic, pantothenic, phosphoric, succinic, sulfuric, tartaric, p-toluenesulfonic acid, and the like. Particular embodiments include the citric, hydrobromic, hydrochloric, maleic, phosphoric, sulfuric, fumaric, and tartaric acids. It will be understood that, as used herein, references to the compounds of Formula I are meant to also include the pharmaceutically acceptable salts.

Exemplifying the invention is the use of the compounds disclosed in the Examples and herein. Specific compounds within the present invention include a compound which is selected from the group consisting of the compounds disclosed in the following Examples and pharmaceutically acceptable salts thereof and individual enantiomers or diastereomers thereof.

The present invention is also directed to the use of the compounds disclosed herein as antagonists of orexin receptor activity. The subject compounds and pharmaceutically acceptable salts thereof are useful in a method of antagonizing orexin receptor activity in a subject such as a mammal comprising the administration of an amount of the compound. In addition to primates, especially humans, a variety of other mammals may be administered with a compound of the present invention. The present invention is directed to a compound of the present invention or a pharmaceutically acceptable salt thereof that could be useful in thereapy. The present invention may further be directed to a use of a compound of the present invention or a pharmaceutically acceptable salt thereof for the manufacture of a medicament for antagonizing orexin receptor activity or treating the disorders and diseases noted herein in humans and animals.

A subject administered with a compound of the present invention, or a pharmaceutically acceptable salt thereof, is generally a mammal, such as a human being, male or female. The amount of compound administered to the subject is an amount sufficient to antagonize the orexin receptor in the subject. In an embodiment, the amount of compound can be an "effective amount", wherein the subject compound is administered in an amount that will elicit the biological or medical response of a tissue, system, animal or human that is being sought by the researcher, veterinarian, medical doctor or other clinician. An effective amount does not necessarily include considerations of toxicity and safety related to the administration of the compound. It is recognized that one skilled in the art may affect neurological and psychiatric disorders associated with orexin receptor activation by treating a subject presently afflicted with the disorders, or by prophylactically treating a subject likely to be afflicted with the disorders, with an effective amount of a compound of the present invention. As used herein, the terms

"treatment" and "treating" refer to all processes wherein there may be a slowing, interrupting, arresting, controlling, or stopping of the progression of the neurological and psychiatric disorders described herein, but does not necessarily indicate a total elimination of all disorder symptoms, as well as the prophylactic therapy of the mentioned conditions, particularly in a subject that is predisposed to such disease or disorder. The terms "administration of" and or "administering a" compound should be understood to mean providing a compound of the invention or a prodrug of a compound of the invention to to the subject.

The term "composition" as used herein is intended to encompass a product comprising the specified ingredients in the specified amounts, as well as any product which results, directly or indirectly, from combination of the specified ingredients in the specified amounts. Such term is intended to encompass a product comprising the active ingredient(s), and the inert ingredient(s) that make up the carrier, as well as any product which results, directly or indirectly, from combination, complexation or aggregation of any two or more of the ingredients, or from dissociation of one or more of the ingredients, or from other types of reactions or interactions of one or more of the ingredients. Accordingly, the compositions of the present invention encompass any composition made by admixing a compound of the present invention and a pharmaceutically acceptable carrier. By "pharmaceutically acceptable" it is meant the carrier, diluent or excipient must be compatible with the other ingredients of the formulation and not deleterious to the recipient thereof.

The utility of the compounds in accordance with the present invention as orexin receptor OX1R and/or OX2R antagonists may be readily determined without undue experimentation by methodology well known in the art, including the "FLIPR Ca²⁺ Flux Assay" (Okumura et al., Biochem. Biophys. Res. Comm. 280:976-981, 2001). In a typical experiment the OX1 and OX2 receptor antagonistic activity of the compounds of the present invention was determined in accordance with the following experimental method. For intracellular calcium measurements, Chinese hamster ovary (CHO) cells expressing the rat orexin-1 receptor or the human orexin-2 receptor, are grown in Iscove's modified DMEM containing 2 mM L-glutamine, 0.5 g/ml G418, 1% hypoxanthine-thymidine supplement, 100 U/ml penicillin, 100 µg/ml streptomycin and 10 % heat-inactivated fetal calf serum (FCS). The cells are seeded at 20,000 cells / well into Becton-Dickinson black 384-well clear bottom sterile plates coated with poly-D-lysine. All reagents were from GIBCO-Invitrogen Corp. The seeded plates are incubated overnight at 37°C and 5% CO₂. Ala-6,12 human orexin-A as the agonist is prepared as a 1 mM stock solution in 1% bovine serum albumin (BSA) and diluted in assay buffer (HBSS containing 20 mM HEPES, 0.1% BSA and 2.5mM probenecid, pH7.4) for use in the assay at a final

concentration of 70pM. Test compounds are prepared as 10 mM stock solution in DMSO, then diluted in 384-well plates, first in DMSO, then assay buffer. On the day of the assay, cells are washed 3 times with 100 μ l assay buffer and then incubated for 60 min (37° C, 5% CO₂) in 60 μ l assay buffer containing 1 μ M Fluo-4AM ester, 0.02 % pluronic acid, and 1 % BSA. The dye loading solution is then aspirated and cells are washed 3 times with 100 μ l assay buffer. 30 μ l of that same buffer is left in each well. Within the Fluorescent Imaging Plate Reader (FLIPR, Molecular Devices), test compounds are added to the plate in a volume of 25 μ l, incubated for 5 min and finally 25 μ l of agonist is added. Fluorescence is measured for each well at 1 second intervals for 5 minutes and the height of each fluorescence peak is compared to the height of the fluorescence peak induced by 70 pM Ala-6,12 orexin-A with buffer in place of antagonist. For each antagonist, IC₅₀ value (the concentration of compound needed to inhibit 50 % of the agonist response) is determined. Alternatively, compound potency can be assessed by a radioligand binding assay (described in Bergman et. al. Bioorg. Med. Chem. Lett. 2008, 18, 1425 - 1430) in which the inhibition constant (K_i) is determined in membranes prepared from CHO cells expressing either the OX1 or OX2 receptor. The intrinsic orexin receptor antagonist activity of a compound which may be used in the present invention may be determined by these assays.

All of the final compounds of the following examples had activity in antagonizing the human orexin-2 receptor in the aforementioned assays with an IC₅₀ of about 0.1 nM to 100 nM. All of the final compounds of the following examples had activity in the FLIPR assay with an IC₅₀ of about 5 nM to 500 nM against the orexin-2 receptor. Additional data is provided in the following Examples. Such a result is indicative of the intrinsic activity of the compounds in use as antagonists of orexin-1 receptor and/or the orexin-2 receptor. In general, one of ordinary skill in the art would appreciate that a substance is considered to effectively antagonize the orexin receptor if it has an IC₅₀ of less than about 50 μ M, or more specifically less than about 100 nM.

The orexin receptors have been implicated in a wide range of biological functions. This has suggested a potential role for these receptors in a variety of disease processes in humans or other species. The compounds of the present invention could therefore potentially have utility in treating, preventing, ameliorating, controlling or reducing the risk of a variety of neurological and psychiatric disorders associated with orexin receptors, including one or more of the following conditions or diseases: sleep disorders, sleep disturbances, including enhancing sleep quality, improving sleep quality, increasing sleep efficiency, augmenting sleep maintenance; increasing the value which is calculated from the time that a subject sleeps divided

by the time that a subject is attempting to sleep; improving sleep initiation; decreasing sleep latency or onset (the time it takes to fall asleep); decreasing difficulties in falling asleep; increasing sleep continuity; decreasing the number of awakenings during sleep; decreasing intermittent wakings during sleep; decreasing nocturnal arousals; decreasing the time spent
5 awake following the initial onset of sleep; increasing the total amount of sleep; reducing the fragmentation of sleep; altering the timing, frequency or duration of REM sleep bouts; altering the timing, frequency or duration of slow wave (i.e. stages 3 or 4) sleep bouts; increasing the amount and percentage of stage 2 sleep; promoting slow wave sleep; enhancing EEG-delta activity during sleep; decreasing nocturnal arousals, especially early morning awakenings;
10 increasing daytime alertness; reducing daytime drowsiness; treating or reducing excessive daytime sleepiness; increasing satisfaction with the intensity of sleep; increasing sleep maintenance; idiopathic insomnia; sleep problems; insomnia, hypersomnia, idiopathic hypersomnia, repeatability hypersomnia, intrinsic hypersomnia, narcolepsy, interrupted sleep, sleep apnea, wakefulness, nocturnal myoclonus, REM sleep interruptions, jet-lag, shift workers'
15 sleep disturbances, dyssomnias, night terror, insomnias associated with depression, emotional/mood disorders, Alzheimer's disease or cognitive impairment, as well as sleep walking and enuresis, and sleep disorders which accompany aging; Alzheimer's sundowning; conditions associated with circadian rhythmicity as well as mental and physical disorders associated with travel across time zones and with rotating shift-work schedules, conditions due
20 to drugs which cause reductions in REM sleep as a side effect; fibromyalgia; syndromes which are manifested by non-restorative sleep and muscle pain or sleep apnea which is associated with respiratory disturbances during sleep; conditions which result from a diminished quality of sleep; increasing learning; augmenting memory; increasing retention of memory; eating disorders associated with excessive food intake and complications associated therewith, compulsive eating
25 disorders, obesity (due to any cause, whether genetic or environmental), obesity-related disorders overeating, anorexia, bulimia, cachexia, dysregulated appetite control, hypertension, diabetes, elevated plasma insulin concentrations and insulin resistance, dyslipidemias, hyperlipidemia, endometrial, breast, prostate and colon cancer, osteoarthritis, obstructive sleep apnea, cholelithiasis, gallstones, heart disease, lung disease, abnormal heart rhythms and arrhythmias,
30 myocardial infarction, congestive heart failure, coronary heart disease, acute and congestive heart failure; hypotension; hypertension; urinary retention; osteoporosis; angina pectoris; myocardial infarction; ischemic or haemorrhagic stroke; subarachnoid haemorrhage; ulcers; allergies; benign prostatic hypertrophy; chronic renal failure; renal disease; impaired glucose tolerance; sudden death, polycystic ovary disease, craniopharyngioma, the Prader-Willi

Syndrome, Frohlich's syndrome, GH-deficient subjects, normal variant short stature, Turner's syndrome, and other pathological conditions showing reduced metabolic activity or a decrease in resting energy expenditure as a percentage of total fat-free mass, e.g, children with acute lymphoblastic leukemia, metabolic syndrome, also known as syndrome X, insulin resistance syndrome, reproductive hormone abnormalities, sexual and reproductive dysfunction, such as impaired fertility, infertility, hypogonadism in males and hirsutism in females, fetal defects associated with maternal obesity, gastrointestinal motility disorders, intestinal motility dyskinesias, obesity-related gastro-esophageal reflux, hypothalamic diseases, hypophysis diseases, respiratory disorders, such as obesity-hypoventilation syndrome (Pickwickian syndrome), breathlessness, cardiovascular disorders, inflammation, such as systemic inflammation of the vasculature, arteriosclerosis, hypercholesterolemia, hyperuricaemia, lower back pain, gallbladder disease, gout, kidney cancer, increased anesthetic risk, reducing the risk of secondary outcomes of obesity, such as reducing the risk of left ventricular hypertrophy; diseases or disorders where abnormal oscillatory activity occurs in the brain, including depression, migraine, neuropathic pain, Parkinson's disease, psychosis and schizophrenia, as well as diseases or disorders where there is abnormal coupling of activity, particularly through the thalamus; enhancing cognitive function, including cognitive dysfunctions that comprise deficits in all types of attention, learning and memory functions occurring transiently or chronically in the normal, healthy, young, adult or aging population, and also occurring transiently or chronically in psychiatric, neurologic, cardiovascular and immune disorders; enhancing memory; increasing memory retention; increasing immune response; increasing immune function; hot flashes; night sweats; extending life span; schizophrenia; muscle-related disorders that are controlled by the excitation/relaxation rhythms imposed by the neural system such as cardiac rhythm and other disorders of the cardiovascular system; conditions related to proliferation of cells such as vasodilation or vasostriction and blood pressure; cancer; cardiac arrhythmia; hypertension; congestive heart failure; conditions of the genital/urinary system; disorders of sexual function and fertility; adequacy of renal function; responsiveness to anesthetics; mood disorders, such as depression or more particularly depressive disorders, for example, single episodic or recurrent major depressive disorders and dysthymic disorders, or bipolar disorders, for example, bipolar I disorder, bipolar II disorder and cyclothymic disorder, mood disorders due to a general medical condition, and substance-induced mood disorders; affective neurosis; depressive neurosis; anxiety neurosis; anxiety disorders including acute stress disorder, agoraphobia, generalized anxiety disorder, obsessive-compulsive disorder, panic attack, panic disorder, post-traumatic stress disorder, separation anxiety disorder, social phobia, specific phobia, substance-induced

anxiety disorder and anxiety due to a general medical condition; acute neurological and psychiatric disorders such as cerebral deficits subsequent to cardiac bypass surgery and grafting, stroke, ischemic stroke, cerebral ischemia, spinal cord trauma, head trauma, perinatal hypoxia, cardiac arrest, hypoglycemic neuronal damage; Huntington's Chorea; Huntington's disease and
5 Tourette syndrome; Cushing's syndrome/disease; basophile adenoma; prolactinoma; hyperprolactinemia; hypophysis tumor/adenoma; hypothalamic diseases; inflammatory bowel disease; gastric dyskinesia; gastric ulcers; Froehlich's syndrome; adrenohypophysis disease; hypophysis disease; adrenohypophysis hypofunction; adrenohypophysis hyperfunction; hypothalamic hypogonadism; Kallman's syndrome (anosmia, hyposmia); functional or
10 psychogenic amenorrhea; hypopituitarism; hypothalamic hypothyroidism; hypothalamic- adrenal dysfunction; idiopathic hyperprolactinemia; hypothalamic disorders of growth hormone deficiency; idiopathic growth deficiency; dwarfism; gigantism; acromegaly; amyotrophic lateral sclerosis; multiple sclerosis; ocular damage; retinopathy; cognitive disorders; idiopathic and drug-induced Parkinson's disease; muscular spasms and disorders associated with muscular
15 spasticity including tremors, epilepsy, convulsions, seizure disorders, absence seizures, complex partial and generalized seizures; Lennox-Gastaut syndrome; cognitive disorders including dementia (associated with Alzheimer's disease, ischemia, trauma, vascular problems or stroke, HIV disease, Parkinson's disease, Huntington's disease, Pick's disease, Creutzfeldt-Jacob disease, perinatal hypoxia, other general medical conditions or substance abuse); delirium,
20 amnesic disorders or age related cognitive decline; schizophrenia or psychosis including schizophrenia (paranoid, disorganized, catatonic or undifferentiated), schizophreniform disorder, schizoaffective disorder, delusional disorder, brief psychotic disorder, shared psychotic disorder, psychotic disorder due to a general medical condition and substance-induced psychotic disorder; dissociative disorders including multiple personality syndromes and psychogenic amnesias;
25 substance-related disorders, substance use, substance abuse, substance seeking, substance reinstatement, all types of psychological and physical addictions and addictive behaviors, reward-related behaviors (including substance-induced delirium, persisting dementia, persisting amnesic disorder, psychotic disorder or anxiety disorder; tolerance, addictive feeding, addictive feeding behaviors, binge/purge feeding behaviors, dependence, withdrawal or relapse from
30 substances including alcohol, amphetamines, cannabis, cocaine, hallucinogens, inhalants, morphine, nicotine, opioids, phencyclidine, sedatives, hypnotics or anxiolytics); appetite, taste, eating or drinking disorders; movement disorders, including akinesias and akinetic-rigid syndromes (including Parkinson's disease, drug-induced parkinsonism, postencephalitic parkinsonism, progressive supranuclear palsy, multiple system atrophy, corticobasal

degeneration, parkinsonism-ALS dementia complex and basal ganglia calcification), chronic fatigue syndrome, fatigue, including Parkinson's fatigue, multiple sclerosis fatigue, fatigue caused by a sleep disorder or a circadian rhythm disorder, medication-induced parkinsonism (such as neuroleptic-induced parkinsonism, neuroleptic malignant syndrome, neuroleptic-

5 induced acute dystonia, neuroleptic-induced acute akathisia, neuroleptic-induced tardive dyskinesia and medication-induced postural tremor), Gilles de la Tourette's syndrome, epilepsy, and dyskinesias [including tremor (such as rest tremor, essential tremor, postural tremor and intention tremor), chorea (such as Sydenham's chorea, Huntington's disease, benign hereditary chorea, neuroacanthocytosis, symptomatic chorea, drug-induced chorea and hemiballism),

10 myoclonus (including generalised myoclonus and focal myoclonus), tics (including simple tics, complex tics and symptomatic tics), restless leg syndrome and dystonia (including generalised dystonia such as idiopathic dystonia, drug-induced dystonia, symptomatic dystonia and paroxymal dystonia, and focal dystonia such as blepharospasm, oromandibular dystonia, spasmodic dysphonia, spasmodic torticollis, axial dystonia, dystonic writer's cramp and

15 hemiplegic dystonia); neurodegenerative disorders including nosological entities such as disinhibition-dementia-parkinsonism-amyotrophy complex; pallido-ponto-nigral degeneration; epilepsy; seizure disorders; attention deficit/hyperactivity disorder (ADHD); conduct disorder; migraine (including migraine headache); headache; hyperalgesia; pain; enhanced or exaggerated sensitivity to pain such as hyperalgesia, causalgia, and allodynia; acute pain; burn pain; atypical

20 facial pain; neuropathic pain; back pain; complex regional pain syndrome I and II; arthritic pain; sports injury pain; pain related to infection e.g. HIV, post-chemotherapy pain; post-stroke pain; post-operative pain; neuralgia; emesis, nausea, vomiting; gastric dyskinesia; gastric ulcers; Kallman's syndrome (anosmia); asthma; cancer; conditions associated with visceral pain such as irritable bowel syndrome, and angina; eating disorders; urinary incontinence; substance

25 tolerance, substance withdrawal (including, substances such as opiates, nicotine, tobacco products, alcohol, benzodiazepines, cocaine, sedatives, hypnotics, etc.); psychosis; schizophrenia; anxiety (including generalized anxiety disorder, panic disorder, and obsessive compulsive disorder); mood disorders (including depression, mania, bipolar disorders); trigeminal neuralgia; hearing loss; tinnitus; neuronal damage including ocular damage;

30 retinopathy; macular degeneration of the eye; emesis; brain edema; pain, including acute and chronic pain states, severe pain, intractable pain, inflammatory pain, neuropathic pain, post-traumatic pain, bone and joint pain (osteoarthritis), repetitive motion pain, dental pain, cancer pain, myofascial pain (muscular injury, fibromyalgia), perioperative pain (general surgery,

gynecological), chronic pain, neuropathic pain, post-traumatic pain, trigeminal neuralgia, migraine and migraine headache and other diseases related to general orexin system dysfunction.

Thus, in certain embodiments the present invention may provide methods for: enhancing the quality of sleep; augmenting sleep maintenance; increasing REM sleep; increasing stage 2 sleep; decreasing fragmentation of sleep patterns; treating insomnia and all types of sleep disorders; treating or controlling sleep disturbances associated with diseases such as neurological disorders including neuropathic pain and restless leg syndrome; treating or controlling addiction disorders; treating or controlling psychoactive substance use and abuse; enhancing cognition; increasing memory retention; treating or controlling obesity; treating or controlling diabetes and appetite, taste, eating, or drinking disorders; treating or controlling hypothalamic diseases; treating or controlling depression; treating, controlling, ameliorating or reducing the risk of epilepsy, including absence epilepsy; treating or controlling pain, including neuropathic pain; treating or controlling Parkinson's disease; treating or controlling psychosis; treating or controlling dysthymic, mood, psychotic and anxiety disorders; treating or controlling depression, including major depression and major depression disorder; treating or controlling bipolar disorder; or treating, controlling, ameliorating or reducing the risk of schizophrenia, in a mammalian subject which comprises administering to the subject a compound of the present invention.

The subject compounds could further be of potential use in a method for the prevention, treatment, control, amelioration, or reduction of risk of the diseases, disorders and conditions noted herein. The dosage of active ingredient in the compositions of this invention may be varied, however, it is necessary that the amount of the active ingredient be such that a suitable dosage form is obtained. The active ingredient may be administered to subjects (animals and human) in need of such treatment in dosages that will provide optimal pharmaceutical efficacy. The selected dosage depends upon the desired therapeutic effect, on the route of administration, and on the duration of the treatment. The dose will vary from subject to subject depending upon the nature and severity of disease, the subject's weight, special diets then being followed by a subject, concurrent medication, and other factors which those skilled in the art will recognize. Generally, dosage levels of between 0.0001 to 10 mg/kg. of body weight daily are administered to the subject, e.g., humans and elderly humans, to obtain effective antagonism of orexin receptors. The dosage range will generally be about 0.5 mg to 1.0 g. per subject per day which may be administered in single or multiple doses. In one embodiment, the dosage range will be about 0.5 mg to 500 mg per subject per day; in another embodiment about 0.5 mg to 200 mg per subject per day; and in yet another embodiment about 5 mg to 50 mg per subject per day.

Pharmaceutical compositions of the present invention may be provided in a solid dosage formulation such as comprising about 0.5 mg to 500 mg active ingredient, or comprising about 1 mg to 250 mg active ingredient. The pharmaceutical composition may be provided in a solid dosage formulation comprising about 1 mg, 5 mg, 10 mg, 25 mg, 30 mg, 50 mg, 80 mg, 100 mg, 200 mg or 250 mg active ingredient. For oral administration, the compositions may be provided in the form of tablets containing 1.0 to 1000 milligrams of the active ingredient, such as 1, 5, 10, 15, 20, 25, 50, 75, 100, 150, 200, 250, 300, 400, 500, 600, 750, 800, 900, and 1000 milligrams of the active ingredient for the symptomatic adjustment of the dosage to the subject to be treated. The compounds may be administered on a regimen of 1 to 4 times per day, such as once or twice per day. The compounds may be administered before bedtime. For example, the compounds may be administered about 1Hour prior to bedtime, about 30 minutes prior to bedtime or immediately before bedtime.

The compounds of the present invention may be used in combination with one or more other drugs in the treatment, prevention, control, amelioration, or reduction of risk of diseases or conditions for which compounds of the present invention or the other drugs may have utility, where the combination of the drugs together are safer or more effective than either drug alone. Such other drug(s) may be administered, by a route and in an amount commonly used therefor, contemporaneously or sequentially with a compound of the present invention. When a compound of the present invention is used contemporaneously with one or more other drugs, a pharmaceutical composition in unit dosage form containing such other drugs and the compound of the present invention is contemplated. However, the combination therapy may also include therapies in which the compound of the present invention and one or more other drugs are administered on different overlapping schedules. It is also contemplated that when used in combination with one or more other active ingredients, the compounds of the present invention and the other active ingredients may be used in lower doses than when each is used singly. Accordingly, the pharmaceutical compositions of the present invention include those that contain one or more other active ingredients, in addition to a compound of the present invention. The above combinations include combinations of a compound of the present invention not only with one other active compound, but also with two or more other active compounds.

Likewise, compounds of the present invention may be used in combination with other drugs that are used in the prevention, treatment, control, amelioration, or reduction of risk of the diseases or conditions for which compounds of the present invention are useful. Such other drugs may be administered, by a route and in an amount commonly used therefor, contemporaneously or sequentially with a compound of the present invention. When a

compound of the present invention is used contemporaneously with one or more other drugs, a pharmaceutical composition containing such other drugs in addition to the compound of the present invention is contemplated. Accordingly, the pharmaceutical compositions of the present invention include those that also contain one or more other active ingredients, in addition to a
5 compound of the present invention.

The weight ratio of the compound of the present invention to the second active ingredient may be varied and will depend upon the effective dose of each ingredient. Generally, an effective dose of each will be used. Thus, for example, when a compound of the present invention is combined with another agent, the weight ratio of the compound of the present
10 invention to the other agent will generally range from about 1000:1 to about 1:1000, such as about 200:1 to about 1:200. Combinations of a compound of the present invention and other active ingredients will generally also be within the aforementioned range, but in each case, an effective dose of each active ingredient should be used. In such combinations the compound of the present invention and other active agents may be administered separately or in conjunction.
15 In addition, the administration of one element may be prior to, concurrent to, or subsequent to the administration of other agent(s).

The compounds of the present invention may be administered in combination with other compounds which are known in the art to be useful for enhancing sleep quality and preventing and treating sleep disorders and sleep disturbances, including e.g., sedatives,
20 hypnotics, anxiolytics, antipsychotics, antianxiety agents, antihistamines, benzodiazepines, barbiturates, cyclopyrrolones, GABA agonists, 5HT-2 antagonists including 5HT-2A antagonists and 5HT-2A/2C antagonists, histamine antagonists including histamine H3 antagonists, histamine H3 inverse agonists, imidazopyridines, minor tranquilizers, melatonin agonists and antagonists, melatonergic agents, other orexin antagonists, orexin agonists, prokineticin agonists
25 and antagonists, pyrazolopyrimidines, T-type calcium channel antagonists, triazolopyridines, and the like, such as: adinazolam, allobarbital, alonimid, alprazolam, amitriptyline, amobarbital, amoxapine, armodafinil, APD-125, bentazepam, benzoctamine, brotizolam, bupropion, busprione, butabarbital, butalbital, capromorelin, capuride, carbocloral, chloral betaine, chloral hydrate, chlordiazepoxide, clomipramine, clonazepam, cloperidone, clorazepate, clorethate,
30 clozapine, conazepam, cyprazepam, desipramine, dexclamol, diazepam, dichloralphenazone, divalproex, diphenhydramine, doxepin, EMD-281014, eplivanserin, estazolam, eszopiclone, ethchlorynol, etomidate, fenobam, flunitrazepam, flurazepam, fluvoxamine, fluoxetine, fosazepam, gaboxadol, glutethimide, halazepam, hydroxyzine, ibutamoren, imipramine, indiplon, lithium, lorazepam, lormetazepam, LY-156735, maprotiline, MDL-100907,

mecloqualone, melatonin, mephobarbital, meprobamate, methaqualone, methyprylon, midafalur, midazolam, modafinil, nefazodone, NGD-2-73, nisobamate, nitrazepam, nortriptyline, ornortriptyline, oxazepam, paraldehyde, paroxetine, pentobarbital, perlapine, perphenazine, phenelzine, phenobarbital, prazepam, promethazine, propofol, protriptyline, quazepam, 5 ramelteon, reclazepam, roletamide, secobarbital, sertraline, suproclone, TAK-375, temazepam, thioridazine, tiagabine, tracazolate, tranlycypromaine, trazodone, triazolam, trepipam, tricetamide, triclofos, trifluoperazine, trimetozine, trimipramine, uldazepam, venlafaxine, zaleplon, zolazepam, zopiclone, zolpidem, and salts thereof, and combinations thereof, and the like, or the compound of the present invention may be administered in conjunction with the use 10 of physical methods such as with light therapy or electrical stimulation.

In another embodiment, the subject compound may be employed in combination with other compounds which are known in the art, either administered separately or in the same pharmaceutical compositions, including, but are not limited to: insulin sensitizers including (i) PPAR γ antagonists such as glitazones (e.g. ciglitazone; darglitazone; englitazone; isaglitazone 15 (MCC-555); pioglitazone; rosiglitazone; troglitazone; tularik; BRL49653; CLX-0921; 5-BTZD), GW-0207, LG-100641, and LY-300512, and the like); (iii) biguanides such as metformin and phenformin; (b) insulin or insulin mimetics, such as biota, LP-100, novarapid, insulin detemir, insulin lispro, insulin glargine, insulin zinc suspension (lente and ultralente); Lys-Pro insulin, GLP-1 (73-7) (insulintropin); and GLP-1 (7-36)-NH₂); (c) sulfonylureas, such as 20 acetohexamide; chlorpropamide; diabinese; glibenclamide; glipizide; glyburide; glimepiride; gliclazide; glipentide; gliquidone; glisolamide; tolazamide; and tolbutamide; (d) α -glucosidase inhibitors, such as acarbose, adiposine; camiglibose; emiglitate; miglitol; voglibose; pradimicin-Q; salbostatin; CKD-711; MDL-25,637; MDL-73,945; and MOR 14, and the like; (e) cholesterol lowering agents such as (i) HMG-CoA reductase inhibitors (atorvastatin, itavastatin, fluvastatin, 25 lovastatin, pravastatin, rivastatin, rosuvastatin, simvastatin, and other statins), (ii) bile acid absorbers/sequestrants, such as cholestyramine, colestipol, dialkylaminoalkyl derivatives of a cross-linked dextran; Colestid®; LoCholest®, and the like, (ii) nicotiny alcohol, nicotinic acid or a salt thereof, (iii) proliferator-activater receptor α agonists such as fenofibric acid derivatives (gemfibrozil, clofibrate, fenofibrate and benzafibrate), (iv) inhibitors of cholesterol absorption 30 such as stanol esters, beta-sitosterol, sterol glycosides such as tiqueside; and azetidionones such as ezetimibe, and the like, and (acyl CoA:cholesterol acyltransferase (ACAT)) inhibitors such as avasimibe, and melinamide, (v) anti-oxidants, such as probucol, (vi) vitamin E, and (vii) thyromimetics; (f) PPAR α agonists such as beclofibrate, benzafibrate, ciprofibrate, clofibrate, etofibrate, fenofibrate, and gemfibrozil; and other fibric acid derivatives, such as Atromid®,

Lopid® and Tricor®, and the like, and PPAR α agonists as described in WO 97/36579; (g) PPAR δ agonists, such as those disclosed in WO97/28149; (h) PPAR α/δ agonists, such as muraglitazar, and the compounds disclosed in US 6,414,002; (i) anti-obesity agents, such as (1) growth hormone secretagogues, growth hormone secretagogue receptor agonists/antagonists, 5 such as NN703, hexarelin, MK-0677, SM-130686, CP-424,391, L-692,429, and L-163,255, and such as those disclosed in U.S. Patent Nos. 5,536,716, and 6,358,951, U.S. Patent Application Nos. 2002/049196 and 2002/022637, and PCT Application Nos. WO 01/56592 and WO 02/32888; (2) protein tyrosine phosphatase-1B (PTP-1B) inhibitors; (3) cannabinoid receptor ligands, such as cannabinoid CB₁ receptor antagonists or inverse agonists, such as rimonabant, 10 taranabant, AMT-251, and SR-14778 and SR 141716A (Sanofi Synthelabo), SLV-319 (Solvay), BAY 65-2520 (Bayer) and those disclosed in U.S. Patent Nos. 5,532,237, 4,973,587, 5,013,837, 5,081,122, 5,112,820, 5,292,736, 5,624,941, 6,028,084, PCT Application Nos. WO 96/33159, WO 98/33765, WO98/43636, WO98/43635, WO 01/09120, WO98/31227, WO98/41519, WO98/37061, WO00/10967, WO00/10968, WO97/29079, WO99/02499, WO 01/58869, WO 15 01/64632, WO 01/64633, WO 01/64634, W002/076949, WO 03/007887, WO 04/048317, and WO 05/000809; (4) anti-obesity serotonergic agents, such as fenfluramine, dexfenfluramine, phentermine, and sibutramine; (5) β 3-adrenoreceptor agonists, such as AD9677/TAK677 (Dainippon/Takeda), CL-316,243, SB 418790, BRL-37344, L-796568, BMS-196085, BRL- 20 35135A, CGP12177A, BTA-243, Trecadrine, Zeneca D7114, SR 59119A; (6) pancreatic lipase inhibitors, such as orlistat (Xenical®), Triton WR1339, RHC80267, lipstatin, tetrahydrolipstatin, teasaponin, diethylumbelliferyl phosphate, and those disclosed in PCT Application No. WO 01/77094; (7) neuropeptide Y1 antagonists, such as BIBP3226, J-115814, BIBO 3304, LY- 25 357897, CP-671906, GI-264879A, and those disclosed in U.S. Patent No. 6,001,836, and PCT Patent Publication Nos. WO 96/14307, WO 01/23387, WO 99/51600, WO 01/85690, WO 01/85098, WO 01/85173, and WO 01/89528; (8) neuropeptide Y5 antagonists, such as GW- 30 569180A, GW-594884A, GW-587081X, GW-548118X, FR226928, FR 240662, FR252384, 1229U91, GI-264879A, CGP71683A, LY-377897, PD-160170, SR-120562A, SR-120819A and JCF-104, and those disclosed in U.S. Patent Nos. 6,057,335; 6,043,246; 6,140,354; 6,166,038; 6,180,653; 6,191,160; 6,313,298; 6,335,345; 6,337,332; 6,326,375; 6,329,395; 6,340,683; 6,388,077; 6,462,053; 6,649,624; and 6,723,847, European Patent Nos. EP-01010691, and EP- 01044970; and PCT International Patent Publication Nos. WO 97/19682, WO 97/20820, WO 97/20821, WO 97/20822, WO 97/20823, WO 98/24768; WO 98/25907; WO 98/25908; WO 98/27063, WO 98/47505; WO 98/40356; WO 99/15516; WO 99/27965; WO 00/64880, WO 00/68197, WO 00/69849, WO 01/09120, WO 01/14376; WO 01/85714, WO 01/85730, WO

01/07409, WO 01/02379, WO 01/02379, WO 01/23388, WO 01/23389, WO 01/44201, WO
01/62737, WO 01/62738, WO 01/09120, WO 02/22592, WO 0248152, and WO 02/49648; WO
02/094825; WO 03/014083; WO 03/10191; WO 03/092889; WO 04/002986; and WO
04/031175; (9) melanin-concentrating hormone (MCH) receptor antagonists, such as those
5 disclosed in WO 01/21577 and WO 01/21169; (10) melanin-concentrating hormone 1 receptor
(MCH1R) antagonists, such as T-226296 (Takeda), and those disclosed in PCT Patent
Application Nos. WO 01/82925, WO 01/87834, WO 02/051809, WO 02/06245, WO 02/076929,
WO 02/076947, WO 02/04433, WO 02/51809, WO 02/083134, WO 02/094799, WO 03/004027;
(11) melanin-concentrating hormone 2 receptor (MCH2R) agonist/antagonists; (12) orexin
10 receptor antagonists, such as SB-334867-A, and those disclosed in patent publications herein;
(13) serotonin reuptake inhibitors such as fluoxetine, paroxetine, and sertraline; (14)
melanocortin agonists, such as Melanotan II; (15) Mc4r (melanocortin 4 receptor) agonists, such
as CHIR86036 (Chiron), ME-10142, and ME-10145 (Melacure), CHIR86036 (Chiron); PT-141,
and PT-14 (Palatin); (16) 5HT-2 agonists; (17) 5HT2C (serotonin receptor 2C) agonists, such as
15 BVT933, DPCA37215, WAY161503, R-1065, and those disclosed in U.S. Patent No. 3,914,250,
and PCT Application Nos. WO 02/36596, WO 02/48124, WO 02/10169, WO 01/66548, WO
02/44152, WO 02/51844, WO 02/40456, and WO 02/40457; (18) galanin antagonists; (19) CCK
agonists; (20) CCK-A (cholecystokinin-A) agonists, such as AR-R 15849, GI 181771, JMV-180,
A-71378, A-71623 and SR14613, and those disclosed in U.S. Patent No. 5,739,106; (21) GLP-1
20 agonists; (22) corticotropin-releasing hormone agonists; (23) histamine receptor-3 (H3)
modulators; (24) histamine receptor-3 (H3) antagonists/inverse agonists, such as hioperamide, 3-
(1H-imidazol-4-yl)propyl N-(4-pentenyl)carbamate, clobenpropit, iodophenpropit, imoproxifan,
GT2394 (Gliatech), and O-[3-(1H-imidazol-4-yl)propanol]-carbamates; (25) β -hydroxy steroid
dehydrogenase-1 inhibitors (β -HSD-1); (26) PDE (phosphodiesterase) inhibitors, such as
25 theophylline, pentoxifylline, zaprinast, sildenafil, amrinone, milrinone, cilostamide, rolipram,
and cilomilast; (27) phosphodiesterase-3B (PDE3B) inhibitors; (28) NE (norepinephrine)
transport inhibitors, such as GW 320659, despiramine, talsupram, and nomifensine; (29) ghrelin
receptor antagonists, such as those disclosed in PCT Application Nos. WO 01/87335, and WO
02/08250; (30) leptin, including recombinant human leptin (PEG-OB, Hoffman La Roche) and
30 recombinant methionyl human leptin (Amgen); (31) leptin derivatives; (32) BRS3 (bombesin
receptor subtype 3) agonists such as [D-Phe⁶,beta-Ala¹¹,Phe¹³,Nle¹⁴]Bn(6-14) and [D-
Phe⁶,Phe¹³]Bn(6-13)propylamide, and those compounds disclosed in Pept. Sci. 2002 Aug; 8(8):
461-75); (33) CNTF (Ciliary neurotrophic factors), such as GI-181771 (Glaxo-SmithKline),
SR146131 (Sanofi Synthelabo), butabindide, PD170,292, and PD 149164 (Pfizer); (34) CNTF

derivatives, such as axokine (Regeneron); (35) monoamine reuptake inhibitors, such as
sibutramine; (36) UCP-1 (uncoupling protein-1), 2, or 3 activators, such as phytanic acid, 4-[(E)-
2-(5,6,7,8-tetrahydro-5,5,8,8-tetramethyl-2-naphthalenyl)-1-propenyl]benzoic acid (TTNPB),
retinoic acid; (37) thyroid hormone β agonists, such as KB-2611 (KaroBioBMS); (38) FAS (fatty
5 acid synthase) inhibitors, such as Cerulenin and C75; (39) DGAT1 (diacylglycerol
acyltransferase 1) inhibitors; (40) DGAT2 (diacylglycerol acyltransferase 2) inhibitors; (41)
ACC2 (acetyl-CoA carboxylase-2) inhibitors; (42) glucocorticoid antagonists; (43) acyl-
estrogens, such as oleoyl-estrone, disclosed in del Mar-Grasa, M. et al., Obesity Research, 9:202-
9 (2001); (44) dipeptidyl peptidase IV (DP-IV) inhibitors, such as isoleucine thiazolidide, valine
10 pyrrolidide, NVP-DPP728, LAF237, P93/01, TSL 225, TMC-2A/2B/2C, FE 999011,
P9310/K364, VIP 0177, SDZ 274-444, sitagliptin; and the compounds disclosed in US
6,699,871, WO 03/004498; WO 03/004496; EP 1 258 476; WO 02/083128; WO 02/062764;
WO 03/000250; WO 03/002530; WO 03/002531; WO 03/002553; WO 03/002593; WO
03/000180; and WO 03/000181; (46) dicarboxylate transporter inhibitors; (47) glucose
15 transporter inhibitors; (48) phosphate transporter inhibitors; (49) Metformin (Glucophage®);
(50) Topiramate (Topimax®); (50) peptide YY, PYY 3-36, peptide YY analogs, derivatives, and
fragments such as BIM-43073D, BIM-43004C (Olitvak, D.A. et al., Dig. Dis. Sci. 44(3):643-48
(1999)); (51) Neuropeptide Y2 (NPY2) receptor agonists such as NPY3-36, N acetyl [Leu(28,31)]
NPY 24-36, TASP-V, and cyclo-(28/32)-Ac-[Lys28-Glu32]-(25-36)-pNPY; (52) Neuropeptide
20 Y4 (NPY4) agonists such as pancreatic peptide (PP), and other Y4 agonists such as 1229U91;
(54) cyclooxygenase-2 inhibitors such as etoricoxib, celecoxib, valdecoxib, parecoxib,
lumiracoxib, BMS347070, tiracoxib or JTE522, ABT963, CS502 and GW406381; (55)
Neuropeptide Y1 (NPY1) antagonists such as BIBP3226, J-115814, BIBO 3304, LY-357897,
CP-671906, GI-264879A; (56) Opioid antagonists such as nalmefene (Revex ®), 3-
25 methoxynaltrexone, naloxone, naltrexone; (57) 11 β HSD-1 (11-beta hydroxy steroid
dehydrogenase type 1) inhibitors such as BVT 3498, BVT 2733, and those disclosed in WO
01/90091, WO 01/90090, WO 01/90092, US 6,730,690 and US 2004-0133011; (58) aminorex;
(59) ampechloral; (60) amphetamine; (61) benzphetamine; (62) chlorphentermine; (63)
clobenzorex; (64) cloforex; (65) clominorex; (66) clortermine; (67) cyclexedrine; (68)
30 dextroamphetamine; (69) diphemethoxidine, (70) N-ethylamphetamine; (71) fenbutrazate; (72)
fenisorex; (73) fenproporex; (74) fludorex; (75) fluminorex; (76) furfurylmethylamphetamine;
(77) levamfetamine; (78) levophacetoperane; (79) mafenorex; (80) metamfepramone; (81)
methamphetamine; (82) norpseudoephedrine; (83) pentorex; (84) phendimetrazine; (85)
phenmetrazine; (86) picilorex; (87) phytopharm 57; and (88) zonisamide., (89) neuromedin U

and analogs or derivatives thereof, (90) oxyntomodulin and analogs or derivatives thereof, and (91) Neurokinin-1 receptor antagonists (NK-1 antagonists) such as the compounds disclosed in: U.S. Patent Nos. 5,162,339, 5,232,929, 5,242,930, 5,373,003, 5,387,595, 5,459,270, 5,494,926, 5,496,833, and 5,637,699.

5 In another embodiment, the subject compound may be employed in combination with an anti-depressant or anti-anxiety agent, including norepinephrine reuptake inhibitors (including tertiary amine tricyclics and secondary amine tricyclics), selective serotonin reuptake inhibitors (SSRIs), monoamine oxidase inhibitors (MAOIs), reversible inhibitors of monoamine oxidase (RIMAs), serotonin and noradrenaline reuptake inhibitors (SNRIs), corticotropin
10 releasing factor (CRF) antagonists, α -adrenoreceptor antagonists, neurokinin-1 receptor antagonists, atypical anti-depressants, benzodiazepines, 5-HT_{1A} agonists or antagonists, especially 5-HT_{1A} partial agonists, and corticotropin releasing factor (CRF) antagonists. Specific agents include: amitriptyline, clomipramine, doxepin, imipramine and trimipramine; amoxapine, desipramine, maprotiline, nortriptyline and protriptyline; citalopram, duloxetine, fluoxetine,
15 fluvoxamine, paroxetine and sertraline; isocarboxazid, phenelzine, tranylcypromine and selegiline; moclobemide; venlafaxine; aprepitant; bupropion, lithium, nefazodone, trazodone and viloxazine; alprazolam, chlordiazepoxide, clonazepam, chlorazepate, diazepam, halazepam, lorazepam, oxazepam and prazepam; buspirone, flesinoxan, gepirone and ipsapirone, and pharmaceutically acceptable salts thereof.

20 In another embodiment, the subject compound may be employed in combination with anti-Alzheimer's agents; beta-secretase inhibitors, such as verubecestat; gamma-secretase inhibitors; growth hormone secretagogues; recombinant growth hormone; HMG-CoA reductase inhibitors; NSAID's including ibuprofen; vitamin E; anti-amyloid antibodies; CB-1 receptor antagonists or CB-1 receptor inverse agonists; antibiotics such as doxycycline and rifampin; N-
25 methyl-D-aspartate (NMDA) receptor antagonists, such as memantine; cholinesterase inhibitors such as galantamine, rivastigmine, donepezil, and tacrine; growth hormone secretagogues such as ibutamoren, ibutamoren mesylate, and capromorelin; histamine H₃ antagonists; AMPA agonists; PDE IV inhibitors; GABA_A inverse agonists; or neuronal nicotinic agonists.

30 In another embodiment, the subject compound may be employed in combination with sedatives, hypnotics, anxiolytics, antipsychotics, antianxiety agents, cyclopyrrolones, imidazopyridines, pyrazolopyrimidines, minor tranquilizers, melatonin agonists and antagonists, melatonergic agents, benzodiazepines, barbiturates, 5HT-2 antagonists, and the like, such as: adinazolam, allobarbitol, alonimid, alprazolam, amitriptyline, amobarbital, amoxapine, bentazepam, benzoctamine, brotizolam, bupropion, buspirone, butabarbital, butalbital, capuride,

carbocloral, chloral betaine, chloral hydrate, chlordiazepoxide, clomipramine, clonazepam, cloperidone, clorazepate, clorethate, clozapine, cyprazepam, desipramine, dexclamol, diazepam, dichloralphenazone, divalproex, diphenhydramine, doxepin, estazolam, ethchlorvynol, etomidate, fenobam, flunitrazepam, flurazepam, fluvoxamine, fluoxetine, fosazepam, glutethimide, halazepam, hydroxyzine, imipramine, lithium, lorazepam, lormetazepam, maprotiline, mecloqualone, melatonin, mephobarbital, meprobamate, methaqualone, midaflur, midazolam, nefazodone, nisobamate, nitrazepam, nortriptyline, oxazepam, paraldehyde, paroxetine, pentobarbital, perlapine, perphenazine, phenelzine, phenobarbital, prazepam, promethazine, propofol, protriptyline, quazepam, reclazepam, roletamide, secobarbital, sertraline, suproclone, temazepam, thioridazine, tracazolate, tranlycypromaine, trazodone, triazolam, trepipam, tricetamide, triclofos, trifluoperazine, trimetozine, trimipramine, uldazepam, venlafaxine, zaleplon, zolazepam, zolpidem, and salts thereof, and combinations thereof, and the like, or the subject compound may be administered in conjunction with the use of physical methods such as with light therapy or electrical stimulation.

15 In another embodiment, the subject compound may be employed in combination with levodopa (with or without a selective extracerebral decarboxylase inhibitor such as carbidopa or benserazide), anticholinergics such as biperiden (optionally as its hydrochloride or lactate salt) and trihexyphenidyl (benzhexol) hydrochloride, COMT inhibitors such as entacapone, MOA-B inhibitors, antioxidants, A2a adenosine receptor antagonists, cholinergic agonists, NMDA receptor antagonists, serotonin receptor antagonists and dopamine receptor agonists such as alentemol, bromocriptine, fenoldopam, lisuride, naxagolide, pergolide and pramipexole.

25 In another embodiment, the subject compound may be employed in combination with acetophenazine, alentemol, benzhexol, bromocriptine, biperiden, chlorpromazine, chlorprothixene, clozapine, diazepam, fenoldopam, fluphenazine, haloperidol, levodopa, levodopa with benserazide, levodopa with carbidopa, lisuride, loxapine, mesoridazine, molindolone, naxagolide, olanzapine, pergolide, perphenazine, pimozide, pramipexole, risperidone, sulpiride, tetrabenazine, trihexyphenidyl, thioridazine, thiothixene or trifluoperazine.

30 In another embodiment, the subject compound may be employed in combination with a compound from the phenothiazine, thioxanthene, heterocyclic dibenzazepine, butyrophenone, diphenylbutylpiperidine and indolone classes of neuroleptic agent. Suitable examples of phenothiazines include chlorpromazine, mesoridazine, thioridazine, acetophenazine, fluphenazine, perphenazine and trifluoperazine. Suitable examples of thioxanthenes include chlorprothixene and thiothixene. An example of a dibenzazepine is clozapine. An example of a

butyrophenone is haloperidol. An example of a diphenylbutylpiperidine is pimozide. An example of an indolone is molindolone. Other neuroleptic agents include loxapine, sulpiride and risperidone.

In another embodiment, the subject compound may be employed in combination
5 with a nicotine agonist or a nicotine receptor partial agonist such as varenicline, opioid
antagonists (e.g., naltrexone (including naltrexone depot), antabuse, and nalmefene),
dopaminergic agents (e.g., apomorphine), ADD/ADHD agents (e.g., methylphenidate
hydrochloride (e.g., Ritalin® and Concerta®), atomoxetine (e.g., Strattera®), a monoamine
oxidase inhibitor (MAOI), amphetamines (e.g., Adderall®) and anti-obesity agents, such as
10 apo-B/MTP inhibitors, 11Beta-hydroxy steroid dehydrogenase-1 (11Beta-HSD type 1)
inhibitors, peptide YY3-36 or analogs thereof, MCR-4 agonists, CCK-A agonists, monoamine
reuptake inhibitors, sympathomimetic agents, β 3 adrenergic receptor agonists, dopamine
receptor agonists, melanocyte-stimulating hormone receptor analogs, 5-HT_{2c} receptor agonists,
melanin concentrating hormone receptor antagonists, leptin, leptin analogs, leptin receptor
15 agonists, galanin receptor antagonists, lipase inhibitors, bombesin receptor agonists,
neuropeptide-Y receptor antagonists (e.g., NPY Y5 receptor antagonists), thyromimetic agents,
dehydroepiandrosterone or analogs thereof, glucocorticoid receptor antagonists, other orexin
receptor antagonists, such as suvorexant, glucagon-like peptide-1 receptor agonists, ciliary
neurotrophic factors, human agouti-related protein antagonists, ghrelin receptor antagonists,
20 histamine 3 receptor antagonists or inverse agonists, and neuromedin U receptor agonists, and
pharmaceutically acceptable salts thereof.

In another embodiment, the subject compound may be employed in combination
with an anorectic agent such as aminorex, amphechloral, amphetamine, benzphetamine,
chlorphentermine, clobenzorex, cloforex, clominorex, clortermine, cyclexedrine,
25 dexfenfluramine, dextroamphetamine, diethylpropion, diphemethoxidine, N-ethylamphetamine,
fenbutrazate, fenfluramine, fenisorex, fenproporex, fludorex, fluminorex,
furfurylmethylamphetamine, levamfetamine, levophacetoperane, mazindol, mefenorex,
metamfepramone, methamphetamine, norpseudoephedrine, pentorex, phendimetrazine,
phenmetrazine, phentermine, phenylpropanolamine, picilorex and sibutramine; selective
30 serotonin reuptake inhibitor (SSRI); halogenated amphetamine derivatives, including
chlorphentermine, cloforex, clortermine, dexfenfluramine, fenfluramine, picilorex and
sibutramine; and pharmaceutically acceptable salts thereof.

In another embodiment, the subject compound may be employed in combination
with an opiate agonist, a lipoxygenase inhibitor, such as an inhibitor of 5-lipoxygenase, a

cyclooxygenase inhibitor, such as a cyclooxygenase-2 inhibitor, an interleukin inhibitor, such as an interleukin-1 inhibitor, an NMDA antagonist, an inhibitor of nitric oxide or an inhibitor of the synthesis of nitric oxide, a non-steroidal antiinflammatory agent, or a cytokine-suppressing antiinflammatory agent, for example with a compound such as acetaminophen, aspirin, codeine, fentanyl, ibuprofen, indomethacin, ketorolac, morphine, naproxen, phenacetin, piroxicam, a steroidal analgesic, sufentanyl, sunlindac, tenidap, and the like. Similarly, the subject compound may be administered with a pain reliever; a potentiator such as caffeine, an H₂-antagonist, simethicone, aluminum or magnesium hydroxide; a decongestant such as phenylephrine, phenylpropanolamine, pseudophedrine, oxymetazoline, ephinephrine, naphazoline, xylometazoline, propylhexedrine, or levo-desoxy-ephedrine; an antiitussive such as codeine, hydrocodone, caramiphen, carbetapentane, or dexamethorphan; a diuretic; and a sedating or non-sedating antihistamine.

The compounds of the present invention may be administered by oral, parenteral (e.g., intramuscular, intraperitoneal, intravenous, ICV, intracisternal injection or infusion, subcutaneous injection, or implant), by inhalation spray, nasal, vaginal, rectal, sublingual, or topical routes of administration and may be formulated, alone or together, in suitable dosage unit formulations containing conventional non-toxic pharmaceutically acceptable carriers, adjuvants and vehicles appropriate for each route of administration. In addition to the treatment of warm-blooded animals such as mice, rats, horses, cattle, sheep, dogs, cats, monkeys, etc., the compounds of the invention may be effective for use in humans.

The pharmaceutical compositions for the administration of the compounds of this invention may conveniently be presented in dosage unit form and may be prepared by any of the methods well known in the art of pharmacy. All methods include the step of bringing the active ingredient into association with the carrier which constitutes one or more accessory ingredients. In general, the pharmaceutical compositions are prepared by uniformly and intimately bringing the active ingredient into association with a liquid carrier or a finely divided solid carrier or both, and then, if necessary, shaping the product into the desired formulation. In the pharmaceutical composition the active object compound is included in an amount sufficient to produce the desired effect upon the process or condition of diseases. As used herein, the term "composition" is intended to encompass a product comprising the specified ingredients in the specified amounts, as well as any product which results, directly or indirectly, from combination of the specified ingredients in the specified amounts.

Pharmaceutical compositions intended for oral use may be prepared according to any method known to the art for the manufacture of pharmaceutical compositions and such

compositions may contain one or more agents selected from the group consisting of sweetening agents, flavoring agents, coloring agents and preserving agents in order to provide pharmaceutically elegant and palatable preparations. Tablets contain the active ingredient in admixture with non-toxic pharmaceutically acceptable excipients which are suitable for the manufacture of tablets. These excipients may be for example, inert diluents, such as calcium carbonate, sodium carbonate, lactose, calcium phosphate or sodium phosphate; granulating and disintegrating agents, for example, corn starch, or alginic acid; binding agents, for example starch, gelatin or acacia, and lubricating agents, for example magnesium stearate, stearic acid or talc. The tablets may be uncoated or they may be coated by known techniques to delay disintegration and absorption in the gastrointestinal tract and thereby provide a sustained action over a longer period. Compositions for oral use may also be presented as hard gelatin capsules wherein the active ingredient is mixed with an inert solid diluent, for example, calcium carbonate, calcium phosphate or kaolin, or as soft gelatin capsules wherein the active ingredient is mixed with water or an oil medium, for example peanut oil, liquid paraffin, or olive oil. Aqueous suspensions contain the active materials in admixture with excipients suitable for the manufacture of aqueous suspensions. Oily suspensions may be formulated by suspending the active ingredient in a suitable oil. Oil-in-water emulsions may also be employed. Dispersible powders and granules suitable for preparation of an aqueous suspension by the addition of water provide the active ingredient in admixture with a dispersing or wetting agent, suspending agent and one or more preservatives. Pharmaceutical compositions of the present compounds may be in the form of a sterile injectable aqueous or oleagenous suspension. The compounds of the present invention may also be administered in the form of suppositories for rectal administration. For topical use, creams, ointments, jellies, solutions or suspensions, etc., containing the compounds of the present invention may be employed. The compounds of the present invention may also be formulated for administered by inhalation. The compounds of the present invention may also be administered by a transdermal patch by methods known in the art.

Several methods for preparing the compounds of this invention are illustrated in the following Schemes and Examples. Starting materials are made according to procedures known in the art (e.g. PCT Patent Publications WO2001/68609, WO2004/085403, WO2005/118548, WO2008/147518, WO2009/143033 and WO2010/048012) or as illustrated herein. The following abbreviations are used herein: Me: methyl; Et: ethyl; t-Bu: *tert*-butyl; Ar: aryl; Ph: phenyl; BINAP: 2,2'-bis(diphenylphosphino)-1,1'-binaphthyl; Bn: benzyl; Ac: acetyl; Boc: *tert*-butyloxy carbonyl; BSA: bovine serum albumin; CbzCl: benzylchloroformate; CDI: carbonyl diimidazole; DCM: dichloromethane; DCE: dichloroethane; DEAD:

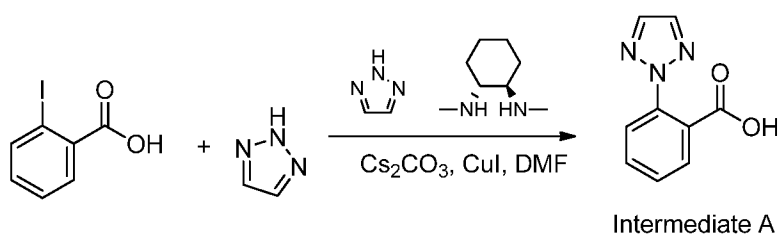
diethylazodicarboxylate; DIPEA: N,N-diisopropylethylamine; DMF: N,N-dimethylformamide; DMSO: dimethylsulfoxide; CH₂Cl₂: dichloromethane; EDC: N-(3-Dimethylaminopropyl)-N'-ethylcarbodiimide; Et₃N: triethylamine; EtOAc: ethyl acetate; EtOH: ethanol; HCl: hydrogen chloride; HOAt: 1-hydroxy-7-aza-benzotriazole; HOBT: hydroxybenzotriazole hydrate; HPLC: high performance liquid chromatography; Hunig's base: N,N-diisopropylethylamine; MeOH: methanol; MgSO₄: magnesium sulfate; MTBE: methyl tert-butyl ether; NaHCO₃: sodium bicarbonate; NaOH: sodium hydroxide; NMM: N-methylmorpholine; PtO₂: platinum oxide; PyClu: 1-(chloro-1-pyrrolidinylmethylene)-pyrrolidinium hexafluorophosphate; rt: room temperature; SOCl₂: thionyl chloride; T3P: 2,4,6-tripropyl-1,3,5,2,4,6-trioxatriphosphorinane-2,4,6-trioxide; THF: tetrahydrofuran; TFA: trifluoroacetic acid; X-Phos: 2-(dicyclohexylphosphino)-2',4',6'-triisopropylbiphenyl. The compounds of the present invention can be prepared in a variety of fashions.

In some cases the final product may be further modified, for example, by manipulation of substituents. These manipulations may include, but are not limited to, reduction, oxidation, alkylation, acylation, and hydrolysis reactions which are commonly known to those skilled in the art. In some cases the order of carrying out the foregoing reaction schemes may be varied to facilitate the reaction or to avoid unwanted reaction products. The following examples are provided so that the invention might be more fully understood. These examples are illustrative only and should not be construed as limiting the invention in any way.

20

INTERMEDIATES

Intermediate A



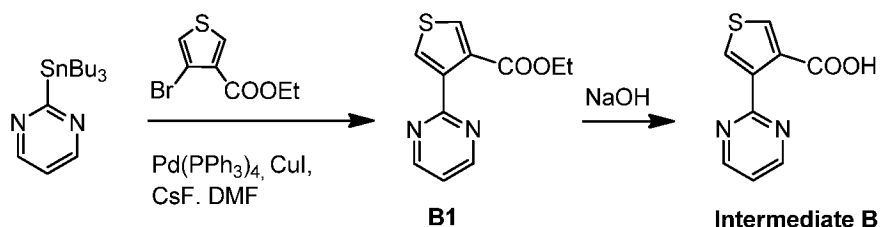
2-(2H-1,2,3-Triazol-2-yl)benzoic acid

25

A solution of 2-iodobenzoyl acid (3.0 g, 12.09 mmol) in DMF (1.0 mL) was treated with 1,2,3-triazole (1.5 g, 21.7 mmol), copper(I) iodide (0.25 g, 1.2 mmol), Cs₂CO₃ (7.08 g, 21.7 mmol), and *trans*-N,N'-dimethylcyclohexane-1,2-diamine (0.31 g, 2.17 mmol). The mixture was heated at 120 °C for 12h. The reaction was cooled to rt, diluted with EtOAc, and

filtered through Celite. The residue was purified by gradient elution on SiO₂ (0 to 10% MeOH in DCM with 0.1% AcOH) to give the title compound. ¹HNMR (500 MHz, DMSO-d₆) δ 13.05 (br s, 1H), 8.12 (s, 2H), 7.81-7.52 (m, 4H) ppm. LRMS m/z (M+H) 190.2 found, 190.2.

5 Intermediate B



4-(Pyrimidin-2-yl)thiophene-3-carboxylic acid

Step 1: 4-Pyrimidin-2-yl-thiophene-3-carboxylic acid ethyl ester (B1)

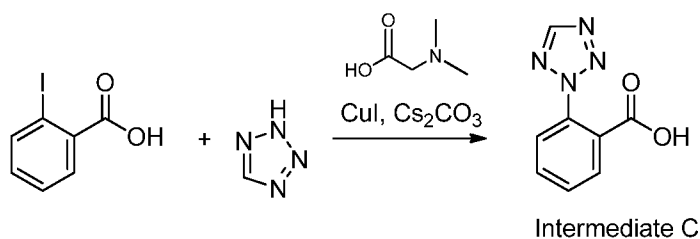
To a degassed solution of 4-bromothiophene-3-carboxylic acid ethyl ester (1 g, 4.3 mmol), 2-tributylstannylpyrimidine (1.587 g, 4.3 mmol) and CsF (1.3 g, 8.6 mmol) in DMF (5 mL) was added Pd(PPh₃)₄ (0.5 g, 0.43 mmol) and CuI (0.16 g, 0.86 mmol). The mixture was heated under microwave conditions at 110 °C for 45 minutes, cooled and diluted with saturated NH₄Cl aqueous solution and water. The mixture was extracted with EtOAc (20 mL x 5) and the combined organic layers were dried over Na₂SO₄, filtered. The filtrate was then concentrated *in vacuo*. The residue was purified by chromatography on silica gel (petroleum ether:EtOAc = 10:1) to provide the title compound. LRMS m/z (M+H) 235.0 found, 235.0 required.

Step 2: 4-Pyrimidin-2-yl-thiophene-3-carboxylic acid (Intermediate B)

The title compound was prepared from the product of step 1 using the procedure described for the synthesis of compound F2. LRMS m/z (M+H) 207.0 found, 207.0 required.

20

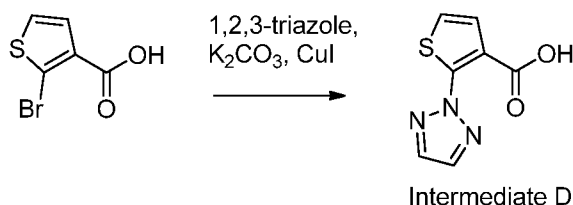
Intermediate C



2-(2H-Tetrazol-2-yl)benzoic acid.

- To a 20 mL microwave tube was charged with 2-iodobenzoic acid (1.85 g, 7.46 mmol), cesium carbonate (4.06 g, 12.5 mmol), copper (I) iodide (0.128 g, 0.671 mmol), and DMA (8.0 mL).
- 5 *N,N*-Dimethylglycine (0.131 g, 1.27 mmol) and tetrazole (1.29 g, 18.4 mmol) were added, and the solution was irradiated in a microwave reactor at 100 °C for 1 hour. The reaction mixture was diluted with water and 1 *N* aqueous sodium hydroxide solution and extracted with EtOAc. The aqueous layer was acidified with conc. HCl and extracted 2x with EtOAc. The combined organic layers were washed with brine, dried over MgSO₄, filtered, and concentrated *in vacuo*.
- 10 The residue was purified by silica gel chromatography [0-85% (1% acetic acid in EtOAc) in hexanes], to provide the title compound. ¹H NMR (400 MHz, CD₃OD): δ 7.72-7.84 (m, 3 H), 8.07 (dd, *J* = 7.6, 1.6 Hz, 1 H), 8.90 (s, 1 H) ppm. LRMS *m/z* (M+H) 191.1 found, 191.2.

Intermediate D



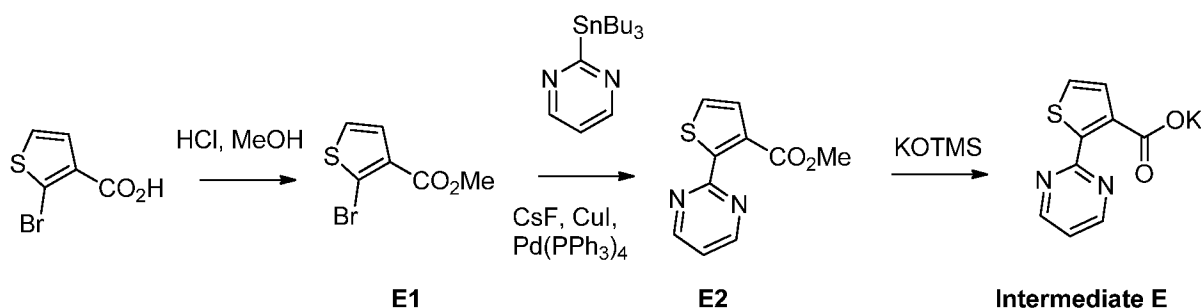
15

2-(2H)-1,2,3-Triazol-2-yl)thiophene-3-carboxylic acid

- A solution of 2-bromo-3-thiophene carboxylic acid (1.50 g, 7.24 mmol), 1*H*-1,2,3-triazole (0.600 g, 8.69 mmol), potassium carbonate (2.00 g, 14.5 mmol), and copper(I) iodide (0.138 g, 0.724 mmol) in DMF (36.2 mL) was sparged with nitrogen and heated to 75 °C
- 20 for 96 h. The cooled reaction mixture was diluted with water and washed with ether. The aqueous layer was acidified with conc. HCl. The acidic aqueous solution was extracted 3x with EtOAc and the combined organic fractions were washed with brine, dried over MgSO₄, filtered,

and concentrated *in vacuo*. The crude material was purified by silica gel chromatography [0-70% (1% acetic acid in EtOAc) in hexanes] to provide the title compound. LRMS m/z (M+H) 196.2 found, 196.1 required.

5 Intermediate E



Potassium 2-(pyrimidin-2-yl)thiophene-3-carboxylate

10 Step 1: Methyl 2-bromothiophene-3-carboxylate (E1)

A solution of 2-bromo-3-thiophene carboxylic acid (3.35 g, 16.2 mmol) in methanol (50 mL) was cooled to 0 °C and saturated with gaseous HCl. The solution was heated to 60 °C overnight, cooled and then concentrated *in vacuo*. The residue was re-dissolved in EtOAc, washed with saturated aqueous sodium bicarbonate and brine, dried over Na₂SO₄, filtered, and concentrated *in vacuo* to provide the title compound. LRMS m/z (M+H) 221.1 found, 221.0 required.

Step 2: Methyl 2-(pyrimidin-2-yl)thiophene-3-carboxylate (E2)

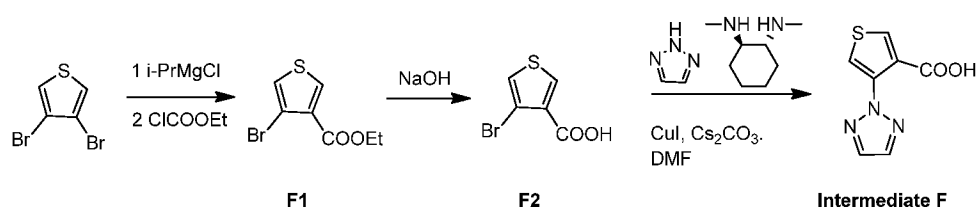
A solution of the product from step 1 (1.74 g, 7.87 mmol), 2-(tributylstannyl)pyrimidine (4.36 g, 11.81 mmol), CsF (4.78 g, 31.5 mmol), and copper(I) iodide (0.450 g, 2.36 mmol) in DMF (16 mL) in a pressure vessel was sparged with nitrogen and treated with Pd(PPh₃)₄ (0.455 g, 0.394 mmol). The mixture was sealed and heated at 120 °C overnight. The cooled reaction mixture was partitioned between EtOAc and water and filtered through celite. The organic layer was washed with saturated aqueous sodium bicarbonate and brine,

dried over MgSO_4 , filtered, and concentrated *in vacuo*. The residue was purified by silica gel chromatography (0-30% EtOAc in hexanes) to provide the title compound. LRMS m/z (M+H) 221.2 found, 221.1 required.

5 Step 3: Potassium 2-(pyrimidin-2-yl)thiophene-3-carboxylate (Intermediate E)

A solution of the product from step 2 (0.695 g, 3.16 mmol) and potassium trimethylsilanolate (0.506 g, 3.94 mmol) in THF (16 mL) was stirred at RT overnight, then diluted with ether and filtered through a glass frit. The solid was washed with ether and the filtrate was concentrated *in vacuo* to provide the title compound. LRMS m/z (M+H) 207.3
10 found, 207.1 required.

Intermediate F



4-(2*H*-1,2,3-Triazol-2-yl)thiophene-3-carboxylic acid

15 Step 1: 4-Bromo-thiophene-3-carboxylic acid ethyl ester (F1)

To a solution of 3,4-dibromothiophene (30 g, 0.12 mol) in THF (200 mL) at 0 °C was added *i*-PrMgCl (2.0 M solution in THF, 77 mL, 0.15 mol) while maintaining the temperature below 5 °C. The resulting mixture was stirred at 0-5 °C for 5 h. Then, ethyl chloroformate (14.4 mL, 0.15 mol) was added dropwise at while maintaining the temperature below 10 °C and the resulting
20 mixture was warmed to RT, stirred overnight and quenched with the saturated aqueous NH_4Cl solution. Most of the THF was then removed *in vacuo*, water was added and the mixture was extracted with EtOAc (80 mL x 4). The combined organic layers were dried over Na_2SO_4 , filtered. The filtrate was concentrated *in vacuo* and the crude product was purified by chromatography on silica gel (petroleum ether: EtOAc =300:1) to provide the title compound.

25

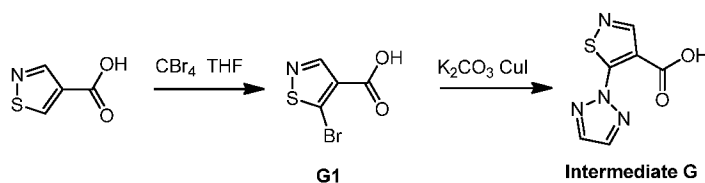
Step 2: 4-Bromo-thiophene-3-carboxylic acid (F2)

To a solution of the product from step 1 (10 g, 43 mmol) in methanol (60 mL) was added sodium hydroxide (3.4 g, 86 mmol) and water (1 mL) and the mixture was stirred at RT overnight. The mixture was concentrated *in vacuo* and the residue was diluted with water (30mL) and extracted with EtOAc (25 mL x 4). The pH of aqueous layer was adjusted to ~3 with 1M HCl and
 5 extracted with EtOAc (25 mL x 4). The combined EtOAc layers were dried over Na₂SO₄ and filtered. The filtrate was concentrated *in vacuo* to provide the title compound. LRMS m/z (M+H) 206.9, 208.9 found, 206.9, 208.9 required.

Step 3: 4-(2*H*-1,2,3-Triazol-2-yl)thiophene-3-carboxylic acid (Intermediate F)

10 To a mixture of the product from step 2 (7.9 g, 38 mmol), cesium carbonate (24.8 g, 76 mmol) and CuI (2.88 g, 7.6 mmol) in DMF (200 mL) were added 2*H*-[1,2,3]triazole (5.24 g, 76 mmol) and *N,N'*-dimethyl-cyclohexane-1,2-diamine (0.9 g, 6.5 mmol) and the mixture was heated to 110 °C overnight. The cooled reaction mixture was adjusted to ~pH=12 with 1M sodium hydroxide aqueous solution and extracted with EtOAc (50 mL x 3). The aqueous layer was
 15 adjusted to ~pH=4 with 1M HCl aqueous solution and extracted with EtOAc (50 mLx4). The extracts was dried over Na₂SO₄, filtered. The filtrate was concentrated *in vacuo* and the residue was purified by chromatography on silica (petroleum ether : EtOAc =10:1) to provide the title compound. LRMS m/z (M+H) 196.0 found, 196.0 required.

20 Intermediate G



5-(2*H*-1,2,3-Triazol-2-yl)isothiazole-4-carboxylic acid

Step 1: 5-Bromo-isothiazole-4-carboxylic acid (G1)

To a solution of isothiazole-4-carboxylic acid (1.70 g, 12.98 mmol) in THF (17
 25 ml) was added *t*-BuLi (29.95 mL) at -78 °C, and then a solution of CBr₄ (8.62 g, 25.96 mmol) in THF (10 ml) was added dropwise. The mixture was stirred at -78 °C for 2 h, quenched with

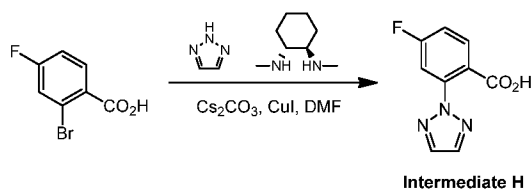
addition of saturated aqueous NH_4Cl solution and extracted with EtOAc (50 mL x 3). The aqueous layer was adjusted to $\sim\text{pH} = 1.5$ by addition of HCl and extracted with EtOAc (50 mL x 3). The combined organic layers were dried over MgSO_4 , filtered, and concentrated *in vacuo* to provide the title compound, which was used without further purification.

5

Step 2: 5-[1,2,3]Triazol-2-yl-isothiazole-4-carboxylic acid (Intermediate G)

To a solution of the product from step 1 (1.50 g, 7.25 mmol) in DMF (15 mL) were added potassium carbonate (2.00 g, 14.5 mmol), CuI (138 mg, 0.725 mmol) and 2*H*-1, 2, 3-triazole (0.6 g, 8.70 mmol) and the mixture heated at 110 °C for 16 h. The cooled reaction mixture was filtered and extracted with EtOAc (50 mL x 3). The aqueous layer was adjusted to $\sim\text{pH} = 1.5$ by addition of HCl and extracted with EtOAc (50 mL x 3). The combined organic layers were dried over MgSO_4 , filtered, and concentrated *in vacuo*. The residue was purified by Prep-HPLC to provide the title compound.

15 Intermediate H



4-Fluoro-2-(2*H*-1,2,3-triazol-2-yl)benzoic acid

To a mixture of 2-bromo-4-fluorobenzoic acid (30 g, 137 mmol), cesium carbonate (89.26 g, 274 mmol) and CuI (5.27 g, 27.4 mmol) in DMF (200 mL) were added *N,N'*-dimethylcyclohexane-1,2-diamine (3.7 mL, 23.3 mmol) and 1*H*-1,2,3-triazole (18.92 g, 274 mmol). The resulting mixture was stirred at 110 °C overnight, cooled, concentrated *in vacuo* and diluted with water (150 mL). The aqueous mixture was extracted with EtOAc (300 mL x 3). The aqueous layer was acidified with 2*N* HCl and extracted with EtOAc (300 mL x 4). The combined organic layers were washed with brine (150 mL x 3), dried over Na_2SO_4 , filtered and the filtrate was concentrated *in vacuo*. The residue was purified by chromatography on silica gel

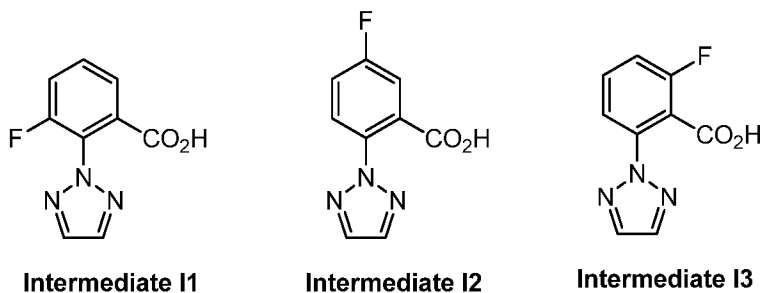
25

(petroleum ether : EtOAc = 100: 1 ~ 5 : 1) to provide the title compound. LRMS m/z (M+H) 208.0 found, 208.0 required.

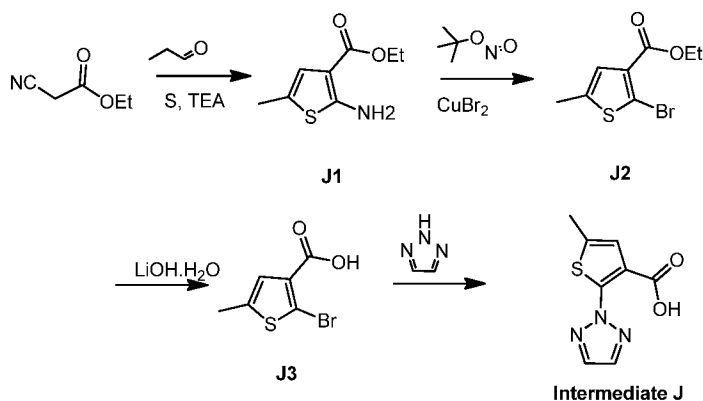
Intermediates I1, I2, I3

- 5 3-Fluoro-2-(2H-1,2,3-triazol-2-yl)benzoic acid
 5-Fluoro-2-(2H-1,2,3-triazol-2-yl)benzoic acid
 6-Fluoro-2-(2H-1,2,3-triazol-2-yl)benzoic acid

Intermediates I1, I2, I3 were prepared in a similar manner to that described for Intermediate G, replacing 2-bromo-4-fluorobenzoic acid with the appropriate bromo or iodo substituted fluorobenzoic acids.



Intermediate J



- 15 5-Methyl-2-(2H-1,2,3-triazol-2-yl)thiophene-3-carboxylic acid
Step 1: Ethyl 2-amino-5-methylthiophene-3-carboxylate (J1)

A mixture of ethyl 2-cyanoacetate (9.7 g, 90 mmol), TEA (5.15 g, 51 mmol) and sublimed sulfur in DMF (30 mL) was stirred at 15 °C for 15 mins. Propionaldehyde (5.0 g, 90 mmol) was added dropwise. The reaction mixture was stirred for 3 hours, diluted with EtOAc (70 mL), and filtered. The filtrate was washed with water, brine, dried over MgSO₄, filtered, and concentrated *in vacuo*. The residue was purified by chromatography on silica (petroleum ether: EtOAc = 10:1 to 1:1) to give the title compound. LRMS m/z (M+H) 186.2 found, 186.1 required.

Step 2: Ethyl 2-bromo-5-methylthiophene-3-carboxylate (J2)

A mixture of *tert*-butyl nitrite (6.67 g, 64.8 mmol) and CuBr₂ in acetonitrile (80 mL) was stirred at 0 °C for 30 mins and a solution of the product from step 1 (6.0 g, 32.4 mmol) in acetonitrile (100 mL) was added dropwise. The reaction mixture was stirred for 4 h, diluted with EtOAc (70 mL), washed with water and brine, dried over MgSO₄, filtered, and concentrated *in vacuo*. The residue was purified by chromatography on silica (petroleum ether: EtOAc = 100:0 to 90:10) to give the title compound.

Step 3: 2-Bromo-5-methylthiophene-3-carboxylic acid (J3)

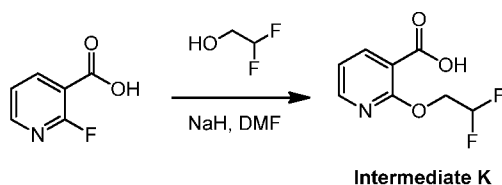
A solution of the product from step 2 (3.0 g, 12 mmol) and LiOH·hydrate (1.51 g, 36 mmol) in 15 mL of ethanol and 15 mL of water was stirred at RT overnight. The reaction mixture was adjusted to ~pH=3 with 1N HCl and concentrated *in vacuo*. The residue was extracted with EtOAc (30 mL x 3). The combined organic layers were dried over Na₂SO₄, filtered and the filtrate was concentrated *in vacuo* to give the title compound.

Step 4: 5-Methyl-2-(2*H*-1,2,3-triazol-2-yl)thiophene-3-carboxylic acid (Intermediate J)

To a solution of the product from step 3 (1.4 g, 6.33 mmol), cesium carbonate (6.17 g, 19.0 mmol) and CuI (0.12 g, 0.633 mmol) in DMF (30 mL) was added *N,N'*-dimethylcyclohexane-1,2-diamine (0.1 mL) and 1*H*-1,2,3-triazole (873 mL, 12.66 mmol). The resulting mixture was stirred at 110 °C overnight and the cooled mixture concentrated *in vacuo*, diluted with water (50 mL), and extracted with EtOAc (30 mL x 3). The aqueous layer was acidified with 2N HCl and extracted with EtOAc (30 mL x 4). The combined organic layers were washed

with brine (50 mL x 3), dried over Na₂SO₄, filtered and the filtrate concentrated *in vacuo*. The residue was purified by chromatography on silica gel (petroleum ether: EtOAc = 1: 1) to give the title compound. LRMS m/z (M+H) 210.0 found, 210.0 required.

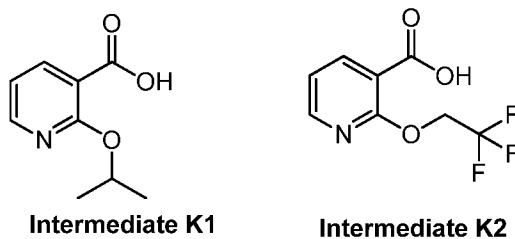
5 Intermediate K



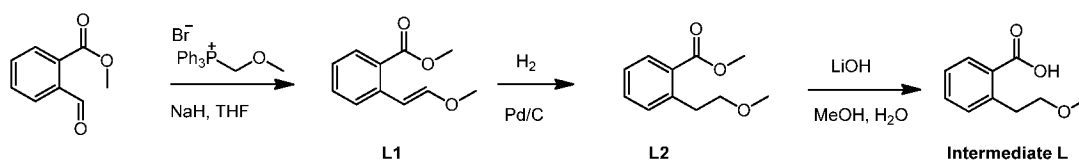
2-(2,2-Difluoroethoxy)nicotinic acid

To a suspension of 2,2-difluoroethanol (492 mg, 6.0 mmol) in DMF (10 mL) at 0 °C was added NaH (180 mg, 4.5 mmol) and the mixture was stirred at 0 °C for 0.5 h. A suspension of 2-fluoronicotinic acid (423 mg, 3.0 mmol) and NaH (180 mg, 4.5 mmol) in DMF (5mL) was added dropwise at 0 °C and the resulting mixture was stirred at RT overnight. The mixture was diluted with water, acidified to ~pH=3 with 1M HCl and extracted with EtOAc (50 mL x 3). The combined organic layers were washed with brine, dried over MgSO₄, filtered, and concentrated *in vacuo* to give the title compound. LRMS m/z (M+H) 204.1 found, 204.0 required.

The following intermediates were made as described above, replacing 2,2-difluoroethanol with the appropriate alcohol



20 Intermediate L



2-(2-Methoxyethyl)benzoic acid

Step 1: (E)-Methyl 2-(2-methoxyvinyl)benzoate (L1)

To a suspension of (methoxymethyl)triphenylphosphonium bromide (9.44 g, 27.4 mmol) in THF (50 mL) was added NaH (1.46 g, 36.6 mmol) at 0 °C portion wise. The mixture was stirred at 0 °C for 0.5 h. Then a solution of methyl 2-formylbenzoate (3.0 g, 18.3 mmol) in THF (15 mL) was added dropwise and the reaction mixture was stirred at RT for 12 h. The mixture was diluted with water and extracted with EtOAc (30 mL x 2). The combined organic layers was washed with brine, dried over MgSO₄, filtered, and concentrated *in vacuo*. The residue was purified by chromatography on silica (petroleum ether: EtOAc = 10:1 to 3:1) to give the title compound.

Step 2: Methyl 2-(2-methoxyethyl)benzoate (L2)

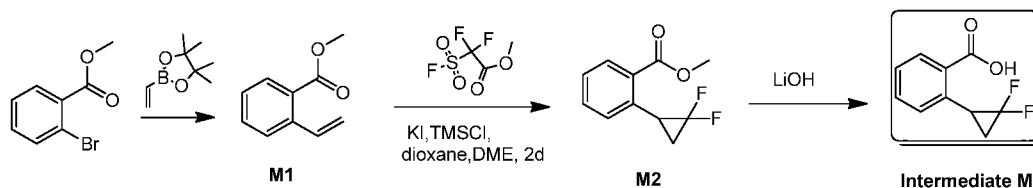
To a solution of the product from step 1 (2.3 g, 11.9 mmol) in EtOAc (30 mL) was added Pd/C (200 mg) at RT and the mixture was stirred at RT overnight under a balloon of H₂. The mixture was filtered and the filtrate was concentrated *in vacuo* to give the title compound, which was used directly in the next step.

Step 3: 2-(2-Methoxyethyl)benzoic acid (Intermediate L)

A mixture of the product from step 2 (2.2 g, 11.3 mmol) and LiOH (1.43 g, 33.9 mmol) in methanol (15 mL) and water (15 mL) was stirred at RT overnight. The mixture was adjusted to ~pH=3 with 1N HCl and concentrated *in vacuo*. The residue was extracted with EtOAc (30 mL x 3), and the combined organic layers were dried over Na₂SO₄, filtered and the filtrate was concentrated *in vacuo* to give the title compound, which was used in the next step without further purification.

Intermediate M

2-(2,2-difluorocyclopropyl)benzoic acid

Step 1: methyl 2-vinylbenzoate (M1)

To a solution of methyl 2-bromobenzoate (1.2 g, 5.5 mmol) in dioxane/water (15 mL/0.6 mL) were added 4,4,5,5-tetramethyl-2-vinyl-1,3,2-dioxaborolane (1.7 g, 11.1 mmol), K_2CO_3 (1.53 g, 11.1 mmol) and $Pd(dppf)Cl_2$ (0.4 g). The resulting mixture was stirred at 100 °C overnight. After cooled to RT, the mixture was diluted with water (20 mL) and extracted with EtOAc (30 mL x 3). The combined organic layers were washed with brine, dried over sodium sulfate, filtered and the filtrate was concentrated *in vacuo*. The residue was purified by Prep-TLC (10% EtOAc in petroleum ether) to give the title compound. LRMS m/z (M+H) 163.1 found, 163.1 required. 1H NMR (Methanol- d_4 , 400MHz): δ 7.87 (d, $J=7.6$ Hz, 1H), 7.28-7.57 (m, 4H), 5.61 (d, $J=17.6$ Hz, 1H), 5.35 (d, $J=11.2$ Hz, 1H), 3.88 (s, 3H).

Step 2: methyl 2-(2,2-difluorocyclopropyl)benzoate (M2)

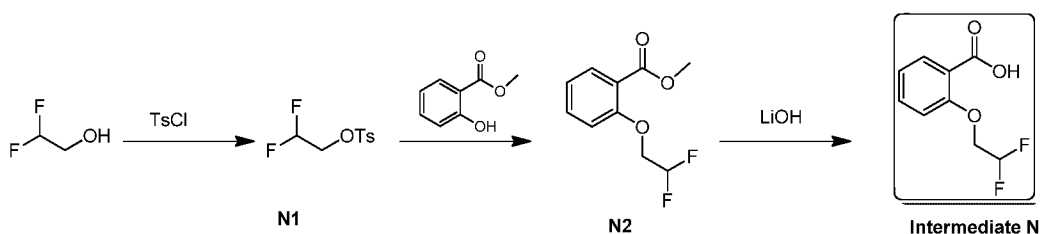
A mixture of the product from step 1 (500 mg, 3.09 mmol) and KI (1.15 g, 6.94 mmol) in DME (27.8 mg, 0.31 mmol) and dioxane (461.7 mg, 5.25 mmol) was stirred at 120 °C for 5 minutes. Then TMSCl (666.6 mg, 6.17 mmol) and methyl 2,2-difluoro-2-(fluorosulfonyl)acetate (1.2 g, 6.17 mmol) were added. The resulting mixture was stirred at 120 °C for 24hs. After cooled to RT, the mixture was quenched with water and extracted with EtOAc (10 mL x 3). The combined organic layers were dried over sodium sulfate, filtered and concentrated *in vacuo*. The residue was purified through Prep-HPLC to afford the title product. LRMS m/z (M+H) 213.2 found, 213.2 required.

Step 3: 2-(2,2-difluorocyclopropyl)benzoic acid (Intermediate M)

A solution of the product from step 2 (170 mg, 0.8 mmol) and LiOH (23 mg, 0.55 mmol) in mixed solvent THF:H₂O: MeOH (2:2:1) was stirred at 0 °C overnight. The reaction mixture was

diluted by H₂O (6 mL), adjusted pH to ~2 with 1 M HCl and extracted with EtOAc (8 mL x 3). The combined organic layers were washed with brine (10 mL), dried over sodium sulfate, filtered and concentrated *in vacuo*. The residue was purified by Prep-HPLC to give the title compound. LRMS m/z (M+H) 199.1 found, 199.1 required. ¹H (Methanol-*d*₄, 400MHz): δ 7.95 (d, *J*=7.2 Hz, 1H), 7.34-7.53 (m, 3H), 3.31-3.36 (m, 1H), 1.81-1.84 (m, 1H), 1.62-1.66 (m, 1H).

Intermediate N



2-(2,2-difluoroethoxy)benzoic acid

10 Step 1: 2,2-difluoroethyl 4-methylbenzenesulfonate (N1)

To a solution of compound 2,2-difluoroethanol (8.2 g, 100 mmol) in DCM (200 mL) at 0 °C was added Et₃N (15.1 g, 150 mmol) and TsCl (19.0 g, 100 mmol). The resulting mixture was stirred at 0 °C for 0.5 h, then poured into water and extracted with DCM (200 mL x 3). The combined organic layers were dried over MgSO₄, filtered and concentrated *in vacuo* to give the title compound. ¹H NMR (Methanol-*d*₄, 400 MHz): δ 7.74 (d, *J*=8.2 Hz, 1H), 7.31 (d, *J*=8.2 Hz, 1H), 5.65-6.07 (m, 1H), 4.10 (td, *J*=12.6, 4.1 Hz, 2H), 2.40 (s, 3H).

Step 2: methyl 2-(2,2-difluoroethoxy)benzoate (N2)

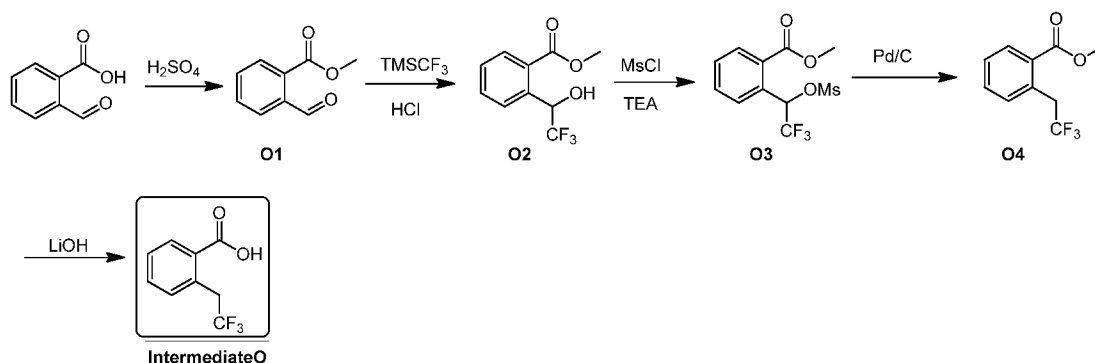
To a suspension of the product from step 1 (7.6 g, 50.0 mmol) and K₂CO₃ (13.8 g, 100 mmol) in THF (300 mL) was added methyl 2-hydroxybenzoate (11.8 g, 50.0 mmol). The resulting mixture was stirred at 70 °C overnight. After cooled to RT, the mixture was poured into water and extracted with EtOAc (200 mL x 3). The combined organic layer was dried over MgSO₄, filtered and concentrated *in vacuo*. The residue was purified by chromatography on silical gel (3.2% EtOAc in petroleum ether) to give the title compound. ¹H NMR (CDCl₃,

400MHz): δ 7.73-7.89 (m, 1H), 7.41-7.60 (m, 1H), 7.07 (t, $J=7.4$ Hz, 1H), 6.96 (d, $J=8.2$ Hz, 1H), 5.87-6.33 (m, 1H), 4.24 (td, $J=12.9, 3.9$ Hz, 2H), 3.88 (s, 3H)

Step 3: 2-(2,2-difluoroethoxy)benzoic acid (Intermediate N)

5 To a solution of the product from step 2 (4.5 g, 20.8 mmol) in methanol/water (100 mL/100 mL) was added LiOH·H₂O (4.37 g, 104 mmol). The resulting mixture was stirred at RT overnight. The mixture was diluted with water (100 mL) and extracted with EtOAc (100 mL x 3). The aqueous layer was acidified with HCl (2 mol/L) to \sim pH=2 and extracted with DCM (100 mL x 4). The combined organic layers were washed with brine, dried over sodium
10 sulfate, filtered and the filtrate was concentrated *in vacuo* to give the title compound. LRMS m/z (M+H) 203.1 found, 203.1 required. ¹HNMR (Methanol-*d*₄, 400MHz): δ 7.80 (dd, $J=7.5, 1.5$ Hz, 1H), 7.44-7.62 (m, 1H), 7.03-7.28 (m, 2H), 5.97-6.45 (m, 1H), 4.31 (td, $J=13.4, 4.0$ Hz, 2H).

Intermediate O



2-(2,2,2-trifluoroethyl)benzoic acid

Step 1: methyl 2-formylbenzoate (O1)

To a solution of H₂SO₄ (2 mL) in MeOH (100 mL) was added 2-formyl benzoic acid (10.0 g, 66.2 mmol). The resulting mixture was stirred at 70 °C overnight. After cooled to
20 RT, the mixture was concentrated *in vacuo*, adjusted pH to \sim 8 with aq. NaHCO₃ and extracted with EtOAc (10 mL x 3). The combined organic layers were dried over anhydrous sodium sulfate, filtered and concentrated *in vacuo*. The residue was purified by silica gel gradient chromatography (10% EtOAc in petroleum ether) to give the title compound. LRMS m/z

(M+H) 165.1 found, 165.1 required $^1\text{H NMR}$ (CDCl_3 , 400MHz): δ 10.58 (s, 1H), 7.89-7.95 (m, 2H), 7.60-7.63 (m, 2H), 3.95 (s, 3H).

Step 2: methyl 2-(2,2,2-trifluoro-1-hydroxyethyl)benzoate (O2)

5 To a suspension of the compound from step 1 (3.60 g, 21.9 mmol) and CsF (1.67 g, 10.9 mmol) in dry THF (36 mL) at 0 °C was added TMSCF_3 (4.68 g, 32.9 mmol). The mixture was stirred at 0 °C for 1 h. The mixture was adjusted to $\sim \text{pH}=2$ with 1N HCl solution, stirred for another 1 h, and extracted with EtOAc (10 mL x 3). The combined organic layers were dried over anhydrous sodium sulfate, filtered and concentrated *in vacuo* and the residue
10 was purified by silica gel gradient chromatography (10% EtOAc in petroleum ether) to give the title compound. LRMS m/z (M+H) 235.1 found, 235.1 required. $^1\text{H NMR}$ (CDCl_3 , 400MHz): δ 7.97 (d, $J = 8.0$ Hz, 1H), 7.69 (d, $J = 8.0$ Hz, 1H), 7.58 (t, $J = 7.2$ Hz, 1H), 7.45 (t, $J = 7.2$ Hz, 1H), 5.92 (br, 1H), 4.51 (br, 1H), 3.92 (s, 3H).

15 Step 3: methyl 2-(2,2,2-trifluoro-1-((methylsulfonyl)oxy)ethyl)benzoate (O3)

To a solution of the compound from step 2 (1.10 g, 4.70 mmol) and TEA (1.96 mL, 14.1 mmol) in DCM (10 mL) at RT was added MsCl (807 mg, 7.05 mmol) dropwise. The resulting mixture was stirred at RT for 1.5 hr, diluted with DCM and washed with brine (5 mL x 2), dried over anhydrous sodium sulfate, filtered and the filtrate was concentrated *in vacuo* to
20 give the title compound. LRMS m/z (M+H) 313.0 found, 313.0 required. $^1\text{H NMR}$ (CDCl_3 , 400MHz): δ 8.07 (d, $J = 7.6$ Hz, 1H), 7.79 (d, $J = 8.4$ Hz, 1H), 7.65 (t, $J = 6.0$ Hz, 1H), 7.51-7.55 (m, 2H), 3.93 (s, 3H), 3.05 (s, 3H).

Step 4: methyl 2-(2,2,2-trifluoroethyl)benzoate (O4)

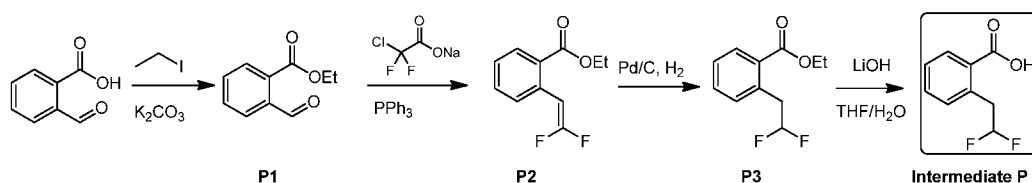
25 A solution of the product from step 3 (1.00 g, 3.20 mmol) in methanol (40 mL) was stirred in the presence of Pd/C (1.0 g) under 50 psi of H_2 atmosphere at 50 °C overnight. LC-MS indicated the reaction was completed and the mixture was filtered through celite pad. The filtrate was concentrated *in vacuo* to give the title compound. LRMS m/z (M+H) 219.1 found, 219.1 required.

30

Step 5: 2-(2,2,2-trifluoroethyl)benzoic acid (Intermediate O)

To a solution of the product from step 4 (550 mg, 2.50 mmol) in MeOH/H₂O (10 mL/1 mL) was added LiOH (240 mg, 10.0 mmol) at RT. The resulting mixture was stirred at RT for 12 hours. Water (10 mL) was added and the mixture was extracted with EtOAc (10 mL X 2). The aqueous layer was adjusted to pH = ~3 with conc. HCl and extracted with DCM (20 mL x 3). The combined organic layers were washed with brine (20 mL), dried over sodium sulfate, filtered and the filtrate was concentrated *in vacuo* to give the title compound. LRMS m/z (M+H) 205.0 found, 205.0 required. ¹H NMR (Methanol-*d*₄, 400MHz): δ 7.99 (d, J=7.4 Hz, 1H), 7.49-7.58 (m, 1H), 7.37-7.49 (m, 2H), 4.09 (q, J=11.0 Hz, 2H)

10

Intermediate P

2-(2,2-difluoroethyl)benzoic acid

Step 1: ethyl 2-formylbenzoate (P1)

To a suspension of 2-formylbenzoic acid (34.5 g, 0.23 mol) and K₂CO₃ (65.1 g, 0.47 mol) in acetone (500 mL) was added EtI (72 g, 0.46 mol). The resulting mixture was stirred at 70 °C overnight. After cooled to RT, the mixture was filtered and the filtrate was concentrated *in vacuo* to give the title compound which was used without further purification.

LRMS m/z (M+H) 179.2 found, 179.2 required.

20

Step 2: ethyl 2-(2,2-difluorovinyl)benzoate (P2)

To a stirred solution of the compound from step 1 (20.0 g, 0.11 mol) in DMF (190 mL) was added F₂ClCCO₂Na (25.6 g, 0.17 mol) and PPh₃ (44.2 g, 0.17 mol). The resulting mixture was stirred at 120 °C overnight. After cooled to RT, the mixture was diluted with water (200 mL) and extracted with EtOAc (300 mL x 2). The combined organic layer was washed with brine (300 mL x 2), dried over Na₂SO₄, filtered and concentrated *in vacuo*. The residue was purified

25

by silica gel gradient chromatography (0%-10% EtOAc in petroleum ether) to give the title product. LRMS m/z (M+H) 213.2 found, 213.2 required.

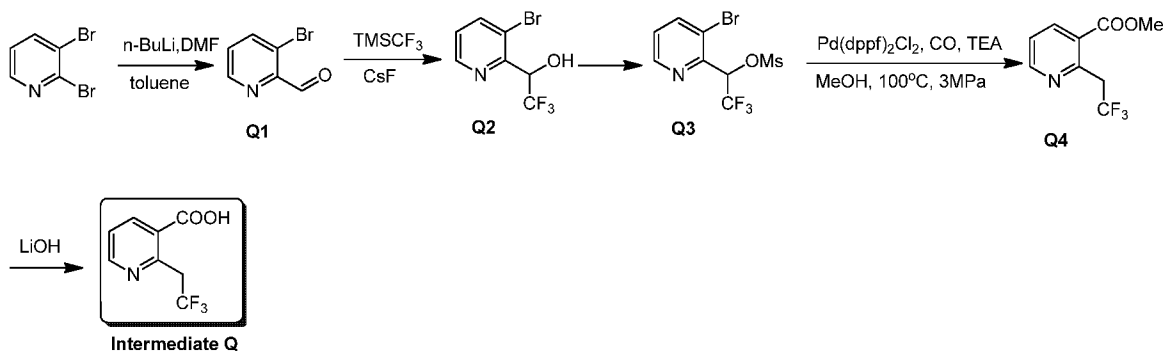
Step 3: ethyl 2-(2,2-difluoroethyl)benzoate (P3)

- 5 To a stirred solution of the product from step 2 (2.7 g, 13 mmol) in EtOH (80 mL) was added Pd/C (0.4 g). The resulting mixture was stirred at 50 °C under hydrogen atmosphere (50 psi) overnight. After cooled to RT, the mixture was filtered and the filtrate was concentrated *in vacuo* to give the title compound. LRMS m/z (M+H) 215.2 found, 215.2 required.

10 Step 4: 2-(2,2-difluoroethyl)benzoic acid (Intermediate P)

- To a solution of the product from step 3 (2.7 g, 12.6 mmol) in THF/H₂O (20 mL/7 mL) was added LiOH·H₂O (1.06 g, 25.2 mmol). The resulting mixture was stirred at RT overnight. After the solvent was removed, the residue was diluted with water (20 mL) and extracted with EtOAc (20 mL x 3). The aqueous layer was adjusted to pH = ~3, the precipitate was collected
 15 via filtration to give the title compound. ¹HNMR (Methanol-*d*₄, 400MHz): δ 3.56 (td, *J*=16.63, 4.64 Hz, 2 H), 5.87 - 6.30 (m, 1 H), 7.35 - 7.46 (m, 2 H), 7.49 - 7.59 (m, 1 H), 8.02 (d, *J*=7.78 Hz, 1 H).

Intermediate Q



2-(2,2,2-trifluoroethyl)nicotinic acid

Step 1: 2-(2,2-difluoroethyl)benzoic acid (Q1)

To a solution of 2,3-dibromopyridine (10 g, 42.2 mmol) in toluene (100 mL) was dropwise added *t*-BuLi (20.26 mL, 50.7 mmol) at -78°C under N₂. After the resulting mixture was stirred at -78°C for 2h, DMF (3.92 mL, 50.7 mmol) was added dropwise. The mixture was stirred at -78°C for another 2h. The mixture was then quenched with water at -78°C and
5 extracted with EtOAc (300 mL x 3). The combined organic layers were dried over MgSO₄, filtered and concentrated *in vacuo*. The residue was purified by combiflash (25% EtOAc in petroleum ether) to give the title compound. LRMS m/z (M+H) 186.1 found, 186.1 required.

Step 2: 2-(2,2-difluoroethyl)benzoic acid (Q2)

10 To a suspension of the product from step 1 (3.5 g, 18.9 mmol) and CsF (4.3 g, 28.4 mmol) in THF (30 mL) at 0°C was added TMSCF₃ (4.0 g, 28.4 mmol) under N₂. The resulting mixture was allowed to be stirred at room temperature for 2h. LC-MS indicated the reaction was finished. The mixture was diluted with water and extracted with EtOAc (100 mL X 3). The organic layers were combined and dried over MgSO₄, filtered and concentrated *in vacuo*.
15 The residue was purified by combiflash (25% EtOAc in petroleum ether) to give the title compound. LRMS m/z (M+H) 256.1 found, 256.1 required.

Step 3: 2-(2,2-difluoroethyl)benzoic acid (Q3)

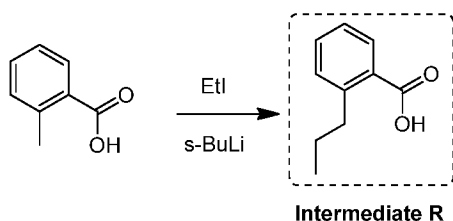
20 To a solution of the product from step 2 (1.8 g, 7 mmol) and DIPEA (1.8 g, 14 mmol) in DCM (10 mL) was dropwise added MsCl (1.1 mL, 14 mmol) at 0°C under N₂. The mixture was stirred at 0°C for 2h. The mixture was diluted with water, extracted with EtOAc (200 ml X 3). The organic layers were combined, dried over MgSO₄, filtered and concentrated *in vacuo* to give the title compound. LRMS m/z (M+H) 334.3 found, 334.3 required.

25 Step 4: 2-(2,2-difluoroethyl)benzoic acid (Q4)

A mixture of the product from step 3 (1.0 g, 3 mmol), Pd(dppf)Cl₂ (100 mg), TEA (909 mg, 9 mmol) in methanol (30 mL) was stirred at 120°C for 16hs under CO (3 MPa). LC-MS indicated the reaction was finished. After filtration, the filtrate was concentrated *in vacuo*. The residue was purified by silica chromatography (25% EtOAc petroleum ether) to give the title compound.
30 LRMS m/z (M+H) 220.1 found, 220.1 required.

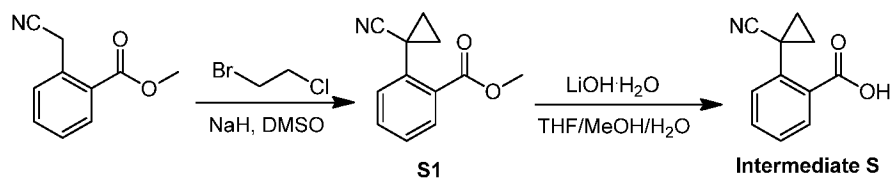
Step 5: 2-(2,2-difluoroethyl)benzoic acid (Intermediate Q)

To a solution of the product from step 4 (1.0 g, 4.6 mmol) in the mixture of MeOH (15 ml) and water (15 mL) was added LiOH (0.22 g, 9.1 mmol). The resulting mixture was stirred at room temperature for 2h. After most of MeOH was removed under reduced pressure, the residue was diluted with water (20 mL) and extracted with EtOAc (100 mL x 3). The aqueous layer was adjusted pH \approx 1 with conc. HCl and then extracted with EtOAc (100 ml x 3). The organic layers were combined, dried over MgSO₄, filtered and concentrated *in vacuo* to give the title compound. LRMS m/z (M+H) 206.1 found, 206.1 required. ¹H NMR (Methanol-*d*₄, 400MHz): δ 8.30-8.70(m, 2H), 7.30-7.60 (m, 1H) 4.00-4.50 (m, 2H).

Intermediate R2-Propylbenzoic acid

To a solution of 2-methylbenzoic acid (20 g, 0.15 mmol) in THF (200 mL) was dropwise added s-BuLi (340 mL, 0.45 mmol) at -78 °C. After addition, the mixture was stirred at -78 °C for 0.5 h. Then iodoethane (137 g, 0.88 mmol) was added. The resulting mixture was allowed to warm up to RT, stirred overnight, quenched with water, and extracted with EtOAc (300 mL x 3). The combined organic layers were washed with brine, dried over MgSO₄, filtered and concentrated *in vacuo*. The residue was purified by silica chromatography (50% EtOAc in petroleum ether) to give the title compound. LRMS m/z (M+H) 165.1 found, 165.1 required. ¹H NMR (DMSO-*d*₆, 400MHz): δ 12.80 (brs, 1 H), 7.75~7.73 (m, 1 H), 7.39~7.43 (m, 1 H), 7.22~7.36 (m, 2 H), 2.87~2.84 (m, 2 H), 1.49~1.54 (m, 2 H), 0.84~0.87 (m, 3 H).

Intermediate S



2-(1-Cyanocyclopropyl)benzoic acid

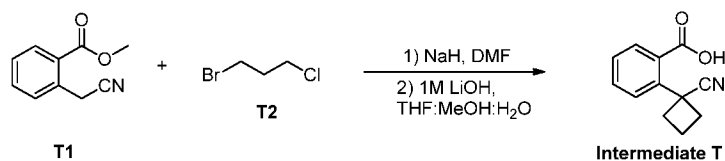
Step 1: Methyl 2-(1-cyanocyclopropyl)benzoate (S2)

To a solution of NaH (1.1 g, 26.2 mmol) in DMSO (20 mL) was added compound
 5 methyl 2-(cyanomethyl)benzoate (2 g, 11.4 mmol). After stirring at room temperature under
 nitrogen for 1 h, 1-bromo-2-chloroethane (1.8 g, 12.6 mmol) was added and the mixture was
 stirred at room temperature for 2h. The mixture was then quenched with ice water (10 mL) and
 extracted with EtOAc (10 mL \times 3). The organic layers were combined, dried and concentrated *in*
vacuo to give the crude compound, which was purified by column chromatography on silica gel
 10 eluting with (Petroleum Ether / EtOAc 20:1) to give the title compound. MS (ESI) *m/e* (M+H⁺)
 was detected.

Step 2: 2-(1-Cyanocyclopropyl)benzoic acid

A solution of compound S1 in THF/MeOH/H₂O (3:1:1, 16 mL) was treated with
 15 lithium hydroxide in water (3 mL). The mixture was stirred overnight at room temperature. The
 THF and MeOH were removed *in vacuo* and the resulting solution was acidified to pH ~1 with
 HCl (1 N) to give a crystalline precipitate. The crystals were isolated by filtration, washed with
 water and dried *in vacuo* to give the title compound. MS (ESI) *m/e* (M+H⁺): 187.9.

20 Intermediate T

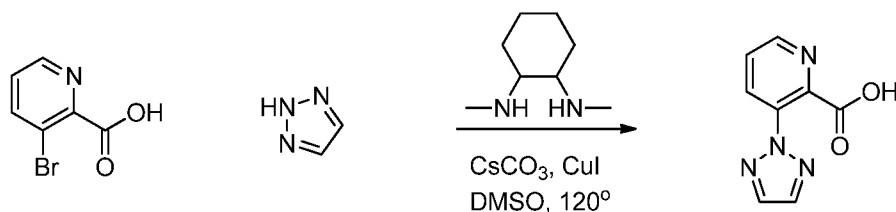


2-(1-Cyanocyclobutyl)benzoic acid

A solution of methyl 2-(cyanomethyl)benzoate (1.07 g, 6.11 mmol) in 10 mL of
 DMF was treated with NaH (0.537 g, 13.44 mmol, 60% dispersion in mineral oil) at room

temperature (RT). The mixture was stirred for 30 min., 1-bromo-3-chloropropane (1.06 g, 6.72 mmol) added and the reaction mixture stirred at RT. Et₂O (10 mL) was added, the mixture cooled to 0 °C, quenched with water and extracted with Et₂O (75 mL x2). The combined organic fractions were washed with brine (40 mL), dried over Na₂SO₄, filtered and the solvent was evaporated *in vacuo*. The crude material was purified by silica gel gradient chromatography (0-20% EtOAc in hexanes), providing methyl 2-(1-cyanocyclobutyl)benzoate. Methyl 2-(1-cyanocyclobutyl)-benzoate (210 mg, 0.976 mmol) was dissolved in THF (2 mL), MeOH (0.7 mL) and H₂O (0.7 mL) and treated with aq 2M LiOH (1.0 mL, 2 mmol) and the mixture stirred at RT overnight. Additional 2 M LiOH (0.5 mL) and 0.5 mL of MeOH were added and stirring continued for 8 h, followed by a further addition of 2M LiOH (0.5 mL) and stirring for 16h. MeOH and THF were evaporated, the pH of the resulting aqueous solution was adjusted to ~6 with 1 M HCl and extracted with EA (3 x 75 mL). The combined organic fractions were washed with brine, dried over Na₂SO₄, filtered and evaporated *in vacuo* to give the title compound, which was used directly without further purification. LRMS m/z (M+H) 202.1 found, 202.2 required.

Intermediate U



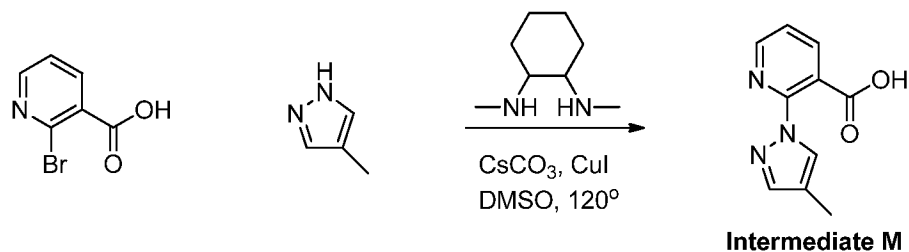
3-(2H-1,2,3-Triazol-2-yl)picolinic acid

To a solution of 3-bromopicolinic acid (1.4 g, 6.93 mmol) in DMSO (14 mL) was added 2H-1,2,3-triazole (0.718 g, 10.40 mmol), cesium carbonate (4.74 g, 14.55 mmol), copper(I) iodide (0.132 g, 0.693 mmol), and *N,N*-dimethylcyclohexane-1,2-diamine (0.099 g, 0.693 mmol). The reaction mixture was sparged with nitrogen and stirred at 120 °C overnight. The cooled reaction mixture was diluted with 1 N NaOH (15 mL) and washed with EtOAc (15 mL). The aqueous layer was acidified with 12 N HCl and extracted with EtOAc (4 x 20 mL). The combined organic layers were washed with brine, dried over NaSO₄, filtered, and the solvent

was evaporated *in vacuo*. The crude product was purified by chromatography on silica (0-100% (5% AcOH in EtOAc)/hexanes). The purified fractions were combined and azeotroped with toluene (3 x 100 mL) to give the title compound. LRMS m/z (M+H) 191.05 found, 191.05 required.

5

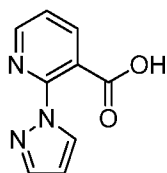
Intermediate V



2-(4-Methyl-1H-pyrazol-1-yl)nicotinic acid

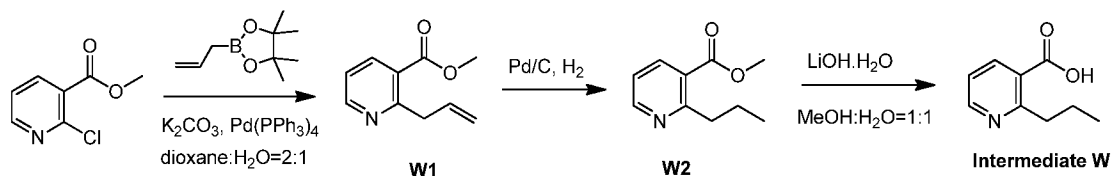
To a solution of 2-bromonicotinic acid (1.4 g, 6.93 mmol) in DMSO (14 mL) was added 4-methyl-1H-pyrazole (0.852 g, 10.40 mmol), cesium carbonate (4.74 g, 14.55 mmol), copper(I) iodide (0.132 g, 0.693 mmol), and *N,N*-dimethylcyclohexane-1,2-diamine (0.099 g, 0.693 mmol). The reaction was sparged with nitrogen and heated at 120 °C overnight. The cooled reaction mixture was diluted with 1 N NaOH (15 mL) and washed with EtOAc (15 mL). The aqueous layer was acidified with 12 N HCl and extracted with EtOAc (4 x 20 mL). The combined organic layers were washed with brine, dried over NaSO₄, filtered, and the solvent was evaporated *in vacuo*. The crude material was purified by chromatography on silica [0-100% (5% AcOH in EtOAc)/hexanes] the title compound. LRMS m/z (M+H) 204.07 found, 204.07 required.

The following intermediate M1 was made as described above



M1

20

Intermediate W

2-propylnicotinic acid

Step 1: methyl 2-allylnicotinate (W1)

5 To a solution of methyl 2-chloronicotinate (300 mg, 1.75 mmol) in dioxane/H₂O (2 mL/1 mL) were added 2-allyl-4,5-dimethyl-1,3,2-dioxaborolane (354 mg, 2.11 mmol), K₂CO₃ (605 mg, 4.39 mmol) and Pd(PPh₃)₄ (203 mg, 0.175 mmol). The resulting mixture was stirred at 100 °C for 3 hours. After cooled to RT, the mixture was diluted with water (10 mL) and extracted with EtOAc (20 mL x 3). The combined organic layers were washed with brine, dried
 10 over Na₂SO₄, filtered, and concentrated *in vacuo*. The residue was purified by Prep-TLC (9% EtOAc in petroleum ether) to give the title compound. LRMS m/z (M+H) 178.2 found, 178.1 required.

Step 2: methyl 2-propylnicotinate (W2)

15 To a solution of the product from step 1 (4.8 g, 27.1 mmol) in EtOAc (200 mL) was added Pd/C (500 mg, 10 wt %). The resulting mixture was stirred under the steam of H₂ at room temperature overnight. The mixture was filtered and concentrated *in vacuo* to give the title compound which was used directly without further purification. LRMS m/z (M+H) 180.2 found, 180.1 required.

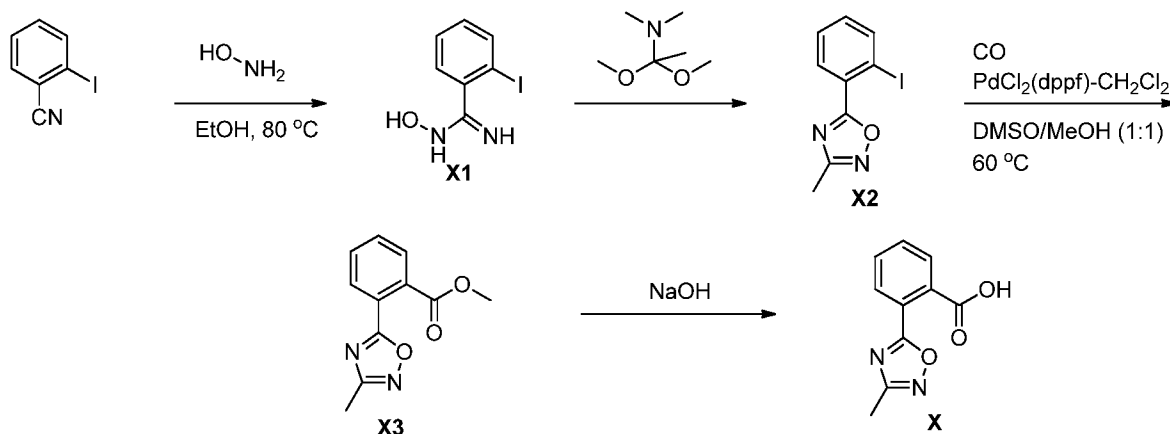
20

Step 3: 2-propylnicotinic acid (Intermediate W)

To a solution of the product from step 3 (4.7 g, 26.3 mmol) in MeOH /H₂O (40 mL/40 mL) was added LiOH·H₂O (1.65 g, 39.4 mmol). The resulting mixture was stirred at room temperature overnight. The mixture was diluted with water (50 mL) and extracted with
 25 EtOAc (70 mL x 4). The aqueous layer was acidified with HCl (2 mol/L) to pH=2 and extracted with EtOAc (200 mL x 7). The combined organic layers were dried over Na₂SO₄, filtered, and

concentrated *in vacuo*. The residue was purified by chromatography (50% EtOAc in petroleum ether) to provide the title compound. LRMS m/z (M+H) 166.1 found, 166.1 required.

Intermediate X



2-(3-Methyl-1,2,4-oxadiazol-5-yl)benzoic acid

Step 1: N-Hydroxy-2-iodobenzimidamide(X1)

To a solution of 2-iodobenzonitrile (15 g, 65.5 mmol) in EtOH (262 mL) was added hydroxylamine (12.98 g, 196 mmol) and the mixture heated to 80 °C overnight, cooled and concentrated *in vacuo*. The crude mixture was diluted with EtOAc (300 mL) and washed with water (300 mL) and brine (300 mL). The organic layer was dried over NaSO₄, filtered, and concentrated *in vacuo* to give the title product. LRMS m/z (M+H) 263.0 found, 263.0 required.

10

Step 2: 5-(2-Iodophenyl)-3-methyl-1,2,4-oxadiazole(X2)

To 1,1-dimethoxy-*N,N*-dimethylethanamine (26.4 g, 198 mmol) was added the product from step 1 (26 g, 99 mmol) and the mixture was stirred at rt for 1 h. The mixture was diluted with EtOAc (30 mL) and washed with water (30 mL) and brine (30 mL). The organic layer was dried over NaSO₄, filtered, and concentrated *in vacuo*. The crude material was purified by chromatography on silica (0-20% EtOAc in hexanes) to provide the title compound. LRMS m/z (M+H) 287.0 found, 287.0 required.

15

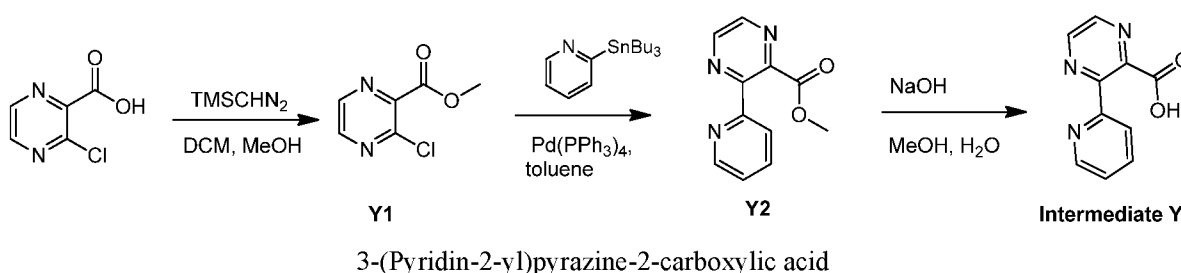
20

Step 3: Methyl 2-(3-methyl-1,2,4-oxadiazol-5-yl)benzoate(X3)

To a solution of the product from step 2 (19 g, 66.4 mmol) in MeOH (133 mL) and DMSO (133 mL) was added triethylamine (23.1 mL, 166 mmol) and the mixture was sparged with nitrogen. PdCl₂(dppf)-CH₂Cl₂ (2.71 g, 3.32 mmol) was added, the mixture was evacuated and placed under one atmosphere of carbon monoxide and stirred overnight at 60 °C. The cooled reaction mixture was concentrated *in vacuo* and diluted with EtOAc (150 mL) and saturated aqueous NaHCO₃. The mixture was filtered over a pad of celite. The filtrate was extracted with EtOAc (3 x 100 mL). The combined organic layers were washed with brine (200 mL), dried over NaSO₄ and concentrated *in vacuo*. The crude material was purified by chromatography on silica (0-60% EtOAc in hexanes) to provide the title compound. LRMS m/z (M+H) 219.1 found, 219.1 required.

Step 4: 2-(3-Methyl-1,2,4-oxadiazol-5-yl)benzoic acid (X)

To a solution of the product from step 3 (10.2 g, 46.8 mmol) in MeOH (187 mL) was added 1 M NaOH (140 mL, 140 mmol) and the mixture was stirred at 50 °C overnight. The solution was cooled to rt and acidified with 12 N HCl to pH= ~3 and concentrated to remove MeOH. The mixture was re-dissolved in EtOAc 200 mL) and washed with water (100 mL) and brine (100 mL). The organic layer was dried over NaSO₄, filtered, and concentrated *in vacuo* to provide the title compound. LRMS m/z (M+H) 205.1 found, 205.1 required.

Intermediate YStep 1: methyl 3-chloropyrazine-2-carboxylate (Y1)

To a solution of 3-chloropyrazine-2-carboxylic acid (100 mg, 0.63 mmol) in DCM/MeOH (2 mL : 0.2 mL) was added TMSCHN₂ (0.47 mL, 0.95 mmol) at RT and the

resulting mixture was stirred at RT for 2 h. Acetic acid (0.2 mL) was added and the mixture was diluted with water (2 mL) and extracted with DCM (4 mL x 3). The combined organic layers were washed with brine, dried over Na₂SO₄, filtered, and concentrated *in vacuo* to give the title compound. LRMS m/z (M+H) 173.0 found, 173.0 required.

5

Step 2: Methyl 3-(pyridin-2-yl)pyrazine-2-carboxylate (Y2)

To a solution of the product from step 1 (100 mg, 0.58 mmol) in toluene (2 mL) was added Pd(PPh₃)₄ (134 mg, 0.12 mmol) and 2-(tributylstannyl)pyridine (213 mg, 0.58 mmol) at room temperature and the resulting mixture was heated to 100 °C overnight. After cooled to RT, the mixture was filtered and 5 mL of aq. KF solution was added to the filtrate. The resulting mixture was stirred for 30 mins and extracted with EtOAc (5 mL x 3). The combined organic layers were washed with brine, dried over Na₂SO₄, filtered and concentrated *in vacuo*. The residue was purified by chromatography (30% EtOAc in petroleum ether) to provide the title compound. LRMS m/z (M+H) 216.1 found, 216.1 required.

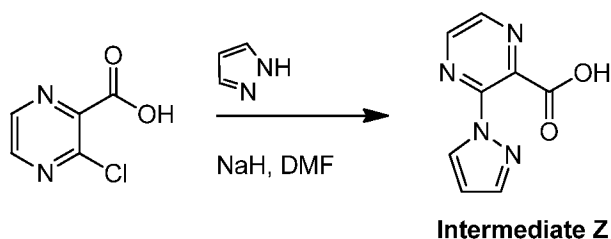
15

Step 3: 3-(Pyridin-2-yl)pyrazine-2-carboxylic acid (Intermediate Y)

A solution of the product from step 2 (50 mg, 0.23 mmol) and NaOH (27.8 mg, 0.69 mmol) in 2 mL of methanol and 0.1 mL of water was stirred at RT overnight. After adjusting to pH=5 with 1N HCl, the mixture was concentrated *in vacuo*. The residue was dissolved in EtOAc (8 mL), stirred for 10 mins, and filtered. The filtrate was concentrated in vacuum to give the title compound. LRMS m/z (M+H) 202.1 found, 202.1 required.

20

Intermediate Z

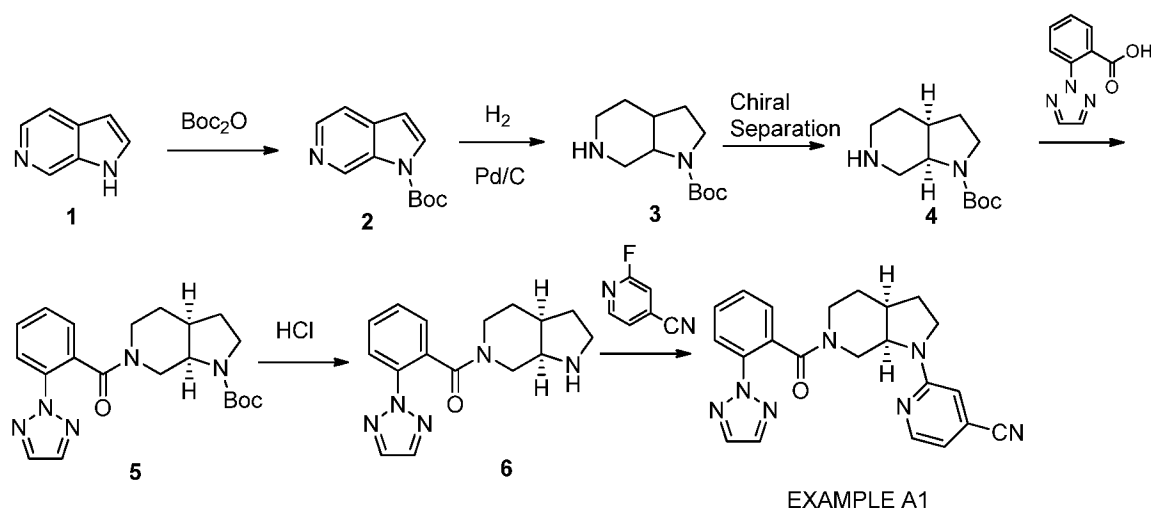


25 3-(1H-Pyrazol-1-yl)pyrazine-2-carboxylic acid

Step 1: 3-(1H-Pyrazol-1-yl)pyrazine-2-carboxylic acid (Intermediate Z)

To a suspension of sodium hydride (278 mg, 6.95 mmol, 60% in oil) in DMF (10 mL) was added 1H-pyrazole (279 mg, 4.11 mmol) at RT and the resulting mixture was stirred at room temperature for 30 mins. 3-Chloropyrazine-2-carboxylic acid (500 mg, 3.16 mmol) was added and the mixture heated to 60 °C for 2 h. After cooled to RT, water (20 mL) was added and the mixture extracted with 4.7% MeOH in DCM (20 mL x 3). The combined organic layers were washed with brine, dried over Na₂SO₄, filtered, and concentrated *in vacuo* to give the title compound. LRMS m/z (M+H) 191.0 found, 191.0 required.

10

EXAMPLE A12-((3aS,7aS)-6-(2-(2H-1,2,3-triazol-2-yl)benzoyl)octahydro-1H-pyrrolo[2,3-c]pyridin-1-yl)isonicotinonitrile

15

Step1: tert-butyl 1H-pyrrolo[2,3-c]pyridine-1-carboxylate (2)

A solution of compound 1 (7.4 g, 62.7mmol) in CH₂Cl₂ (50 mL) was added di-*tert*butyldicarbonate (13.7g, 62.7mmol) at RT. The mixture was stirred for 30 min, and solvent was removed under vacuum. The residue was purified by chromatography to give compound 2.

20

Step2:tert-butyl octahydro-1H-pyrrolo[2,3-c]pyridine-1-carboxylate (3)

To a solution of compound 2 (8.5 g, 0.038 mol) and 10% Pd/C (1.5 g) was added in dry ethanol. The mixture was heated to 100 °C for 24 h. The reaction pressure was 5M punder in H₂. TLC showed the reaction was completed. The Pd/C was removed. Ethanol was removed in vacuo to form a solid tert-butyl octahydro-1H-pyrrolo[2,3-c]pyridine-1-carboxylate 3.

5 ¹HNMR(300 MHz, CDCl₃) δ:3.74-3.83 (m, 1H), 3.37-3.45(m, 2H), 3.1-3.2(m, 1H), 2.2-2.9(m, 4H), 1.9-2.0(m, 1H), 1.5-1.9 (m, 4H), 1.44(s, 9H); LRMS m/z (M+H) 227.2 found, 227.2 required.

Step 3:(3aR,7aS)-tert-butyl octahydro-1H-pyrrolo[2,3-c]pyridine-1-carboxylate (4)

10 Resolution of intermediate 3 by SFC chromatography (Column: Chiralpak AD-H 250×4.6mm I.D., 5μm; Mobile phase: methanol (0.05% DEA) in CO₂ 5% to 40% gradient. Flow rate: 2.35mL/min Wavelength: 220nm) afforded the optical pure intermediates 4.

Step 4:(3aR,7aS)-tert-butyl 6-(2-(2H-1,2,3-triazol-2-yl)benzoyl)octahydro-1H-pyrrolo[2,3-

15 c]pyridine-1-carboxylate (5)

To a solution of compound 4 (1.0 g, 4.42 mmol) and 2-(2H-1,2,3-triazol-2-yl)benzoic acid (0.84 g, 4.42 mol) in DCM (50 mL) was added HATU (1.70 g, 4.50 mmol), DIPEA (0.60 g, 4.5 mmol) succesively. The solution was stirred at RT for 9 h under N₂, then poured into water (30 mL) and extracted with DCM (20 mL x 3). The combined organic layers
20 were washed with brine (30 mL), dried over Na₂SO₄, filtered and concentrated *in vacuo*. The residue was purified by column chromatography (petroleum ether: EtOAc = 7: 1 to 2 : 1) to give the title compound 5 (1.5 g,). LRMS m/z (M+H) 398.2 found, 398.2 required.

Step 5: (2-(2H-1,2,3-triazol-2-yl)phenyl)((3aR,7aR)-hexahydro-1H-pyrrolo[2,3-c]pyridin-6(2H)-

25 yl)methanone (6)

To a solution of Boc-protected amine 5 (2.0g, 5.0mmol) in dioxane (25 mL) is added HCl in dioxane (5 mL, 4 M). The resulting reaction mixture is stirred at RT for 24 h and concentrated under reduced pressure. The residue is taken up in MeOH, sonicated and concentrated in vacuum. This operation is repeated 3 times to get rid of all HCl gas. The
30 compound 6 is obtained as foam or solid and is used in the next step without further purification.

Step 6: 2-((3aS,7aS)-6-(2-(2H-1,2,3-triazol-2-yl)benzoyl)octahydro-1H-pyrrolo[2,3-c]pyridin-1-yl)isonicotinonitrile

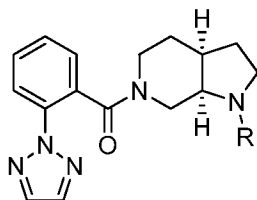
Cesium carbonate (0.101 g, 0.309 mmol) was added to a stirred mixture of 2-fluoroisonicotinonitrile (0.038 g, 0.309 mmol) and (2-(2H-1,2,3-triazol-2-yl)phenyl)-((3aR,7aR)-hexahydro-1H-pyrrolo[2,3-c]pyridin-6(2H)-yl)methanone **6** (0.046 g, 0.155 mmol) in DMF (5 ml). The mixture was stirred at 120°C for overnight. The residue was purified by preparative HPLC Reverse phase (C-18), eluting with Acetonitrile/Water + 0.1% TFA, to give 2-((3aR,7aR)-6-(2-(2H-1,2,3-triazol-2-yl)benzoyl)octahydro-1H-pyrrolo[2,3-c]pyridin-1-yl)isonicotinonitrile as a solid. LRMS m/z (M+H) 400.1 found, 400.1 required.

10

TABLE 1

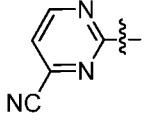
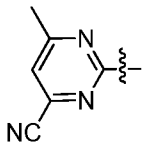
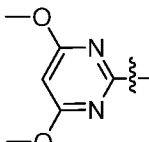
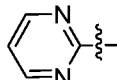
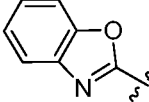
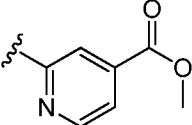
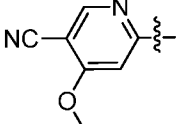
The following compounds were prepared according to the general procedure provided in Example A1 and procedures herein. The starting materials are either prepared as described in the intermediates section, commercially available, or may be prepared from commercially available reagents using conventional reactions well known in the art without undue experimentation.

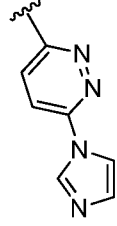
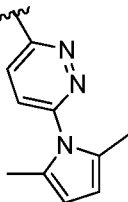
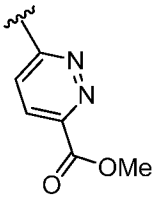
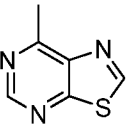
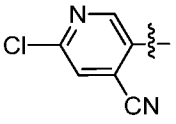
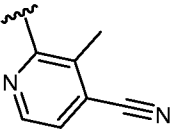
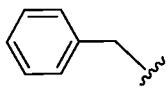
15



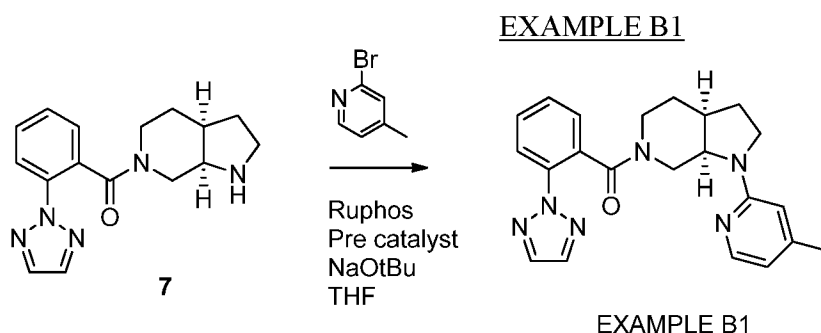
20

Ex.	R	Name	LRMS or HRMS (M+H ⁺)
A2		(2-(2H-1,2,3-triazol-2-yl)phenyl)((3aR,7aR)-1-(4,6-dimethylpyrimidin-2-yl)hexahydro-1H-pyrrolo[2,3-c]pyridin-6(2H)-yl)methanone	Calc'd 404.2, found 404.2

A3		2-((3aR,7aR)-6-(2-(2H-1,2,3-triazol-2-yl)benzoyl)octahydro-1H-pyrrolo[2,3-c]pyridin-1-yl)pyrimidine-4-carbonitrile	Calc'd 401.2, found 401.2
A4		2-((3aR,7aR)-6-(2-(2H-1,2,3-triazol-2-yl)benzoyl)octahydro-1H-pyrrolo[2,3-c]pyridin-1-yl)-6-methylpyrimidine-4-carbonitrile	Calc'd 415.5 found 415.5
A5		(2-(2H-1,2,3-triazol-2-yl)phenyl)((3aR,7aR)-1-(4,6-dimethoxypyrimidin-2-yl)hexahydro-1H-pyrrolo[2,3-c]pyridin-6(2H)-yl)methanone	Calc'd 436.2, found 436.2
A6		(2-(2H-1,2,3-triazol-2-yl)phenyl)((3aR,7aR)-1-(pyrimidin-2-yl)hexahydro-1H-pyrrolo[2,3-c]pyridin-6(2H)-yl)methanone	Calc'd 376.5, found 376.5
A7		(2-(2H-1,2,3-triazol-2-yl)phenyl)((3aR,7aR)-1-(benzo[d]oxazol-2-yl)hexahydro-1H-pyrrolo[2,3-c]pyridin-6(2H)-yl)methanone	Calc'd 415.2, found 415.2
A8		methyl 2-((3aR,7aR)-6-(2-(2H-1,2,3-triazol-2-yl)benzoyl)octahydro-1H-pyrrolo[2,3-c]pyridin-1-yl)isonicotinate	Calc'd 433.2, found 433.2
A9		(3aR,7aR)-(6-(6-(2-(2H-1,2,3-triazol-2-yl)benzoyl)octahydro-1H-pyrrolo[2,3-c]pyridin-1-yl)-4-methoxynicotinonitrile	Calc'd 430.5 found 430.5

A10		(3aR, 7aR)-1-(6-(1H-imidazol-1-yl)pyridazin-3-yl)hexahydro-1H-pyrrolo[2,3-c]pyridin-6(2H-yl)(2-(2H-1,2,3-triazol-2-yl)phenyl)methanone	Calc'd 442.5, found 442.5
A11		(2-(2H-1,2,3-triazol-2-yl)phenyl)((3aR, 7aR)-1-(6-(2,5-dimethyl-1H-pyrrol-1-yl)pyridazin-3-yl)hexahydro-1H-pyrrolo[2,3-c]pyridin-6(2H-yl)methanone	Calc'd 469.6, found 469.6
A12		methyl 6-((3aR, 7aR)-6-(2-(2H-1,2,3-triazol-2-yl)benzoyl)octahydro-1H-pyrrolo[2,3-c]pyridin-1-yl)pyridazine-3-carboxylate	Calc'd 434.5, found 434.5
A13		(2-(2H-1,2,3-triazol-2-yl)phenyl)((3aR, 7aR)-1-(thiazolo[5,4-d]pyrimidin-7-yl)hexahydro-1H-pyrrolo[2,3-c]pyridin-6(2H-yl)methanone	Calc'd 433.5, found 433.5
A14		5-((3aR, 7aR)-6-(2-(2H-1,2,3-triazol-2-yl)benzoyl)octahydro-1H-pyrrolo[2,3-c]pyridin-1-yl)-2-chloroisonicotinonitrile	Calc'd 434.9, found 434.9
A15		2-(<i>cis</i> -6-(2-(2H-1,2,3-triazol-2-yl)benzoyl)octahydro-1H-pyrrolo[2,3-c]pyridin-1-yl)-3-methylisonicotinonitrile	Calc'd 414.2 found 414.2
A16		(2-(2H-1,2,3-triazol-2-yl)phenyl)((3aR, 7aR)-1-(benzo[d]oxazol-2-yl)hexahydro-1H-pyrrolo[2,3-c]pyridin-6(2H-yl)methanone	Calc'd 415.2, found 415.2

A17		4-(dimethylamino)-2-[(3aR, 7aR)-6-{[2-(2H-1,2,3-triazol-2-yl)phenyl]carbonyl}octahydro-1H-pyrrolo[2,3-c]pyridin-1-yl]pyridine-3-carbonitrile	Calc'd 443.2, found 443.2
A18		6-chloro-N,N-dimethyl-2-[(3aR, 7aR)-6-{[2-(2H-1,2,3-triazol-2-yl)phenyl]carbonyl}octahydro-1H-pyrrolo[2,3-c]pyridin-1-yl]pyrimidin-4-amine	Calc'd 453.2, found 453.2
A19		3-chloro-2-[(3aR, 7aR)-6-{[2-(2H-1,2,3-triazol-2-yl)phenyl]carbonyl}octahydro-1H-pyrrolo[2,3-c]pyridin-1-yl]pyridine-4-carbonitrile	Calc'd 434.1, found 434.1
A20		(3aR, 7aR)-6-{[2-(2H-1,2,3-triazol-2-yl)phenyl]carbonyl}-1-[4-(trifluoromethyl)pyridin-2-yl]octahydro-1H-pyrrolo[2,3-c]pyridine	Calc'd 443.2, found 443.2



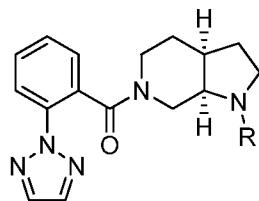
5 (2-(2H-1,2,3-triazol-2-yl)phenyl)((3aR, 7aR)-1-(4-methylpyridin-2-yl)hexahydro-1H-pyrrolo[2,3-c]pyridin-6(2H)-yl)methanone

In the reaction vessel, Ruphos Indoline precatalyst (3.64 mg, 5.00 μ mol) and sodium tert-butoxide (0.019 g, 0.200 mmol) were combined, followed by bromo-4-methylpyridine (0.017 g, 0.101 mmol) and (2-(2H-1,2,3-triazol-2-yl)phenyl)(hexahydro-1H-pyrrolo[2,3-c]pyridin-6(2H)-yl)methanone 7 (0.03g, 0.101 mmol). This mixture was then

evacuated and backfilled with N₂ (3 times). Then dry degassed tetrahydrofuran (5.0 ml) and was added to this flask. This mixture was then heated at 80 °C for 12 h. The mixture was cooled and filtered through celite and the solvent was evaporated under reduced pressure. The residue was purified by column chromatography on silica gel, eluting with hexane /ethyl acetate to give (2-(2H-1,2,3-triazol-2-yl)phenyl)((3aR,7aR)-1-(4-methylpyridin-2-yl)hexahydro-1H-pyrrolo[2,3-c]pyridin-6(2H)-yl)methanone B1(0.02g, 50%). LRMS m/z (M+H) 389.2 found, 389.2 required.

TABLE 2

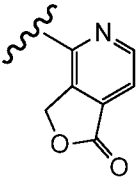
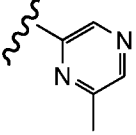
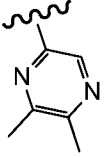
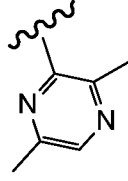
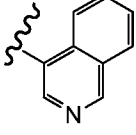
The following compounds were prepared according to the general procedure provided in Example B1 and procedures herein. The starting materials are either prepared as described in the intermediates section, commercially available, or may be prepared from commercially available reagents using conventional reactions well known in the art without undue experimentation.



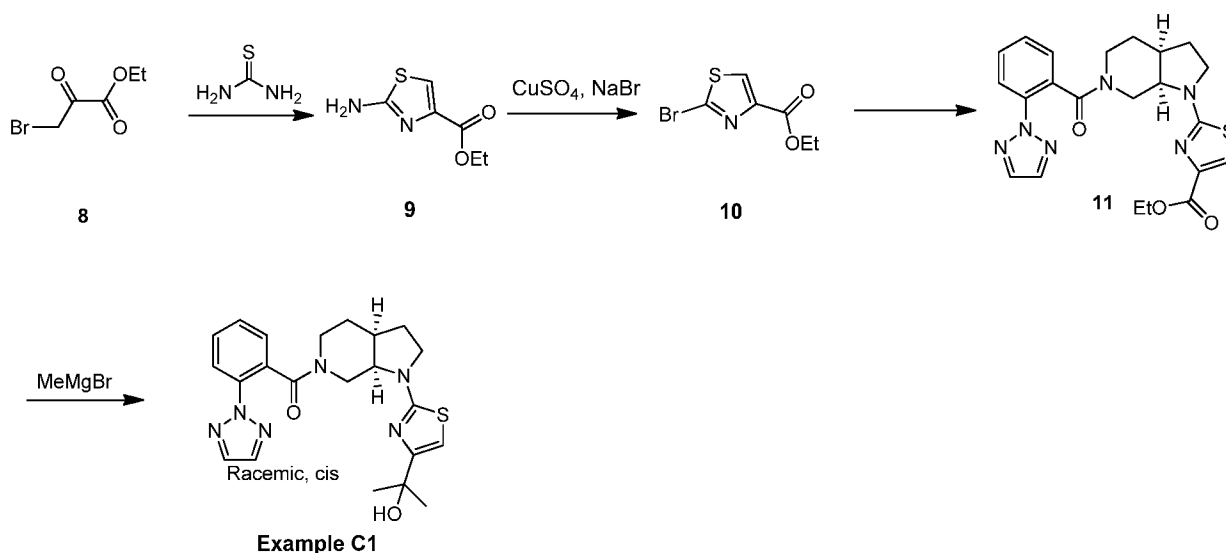
Example	R	Name	LRMS or HRMS (M+H ⁺)
B3		(3aR, 7aR)-(2-(2H-1,2,3-triazol-2-yl)phenyl)(1-(4-methoxy pyridin-2-yl)hexahydro-1H-pyrrolo[2,3-c]pyridin-6(2H)-yl)methanone	Calc'd 405.2 found 405.2
B4		(3aR, 7aR)-(2-(2H-1,2,3-triazol-2-yl)phenyl)(1-(4-ethoxy pyridin-2-yl)hexahydro-1H-pyrrolo[2,3-c]pyridin-6(2H)-yl)methanone	Calc'd 419.2 found 419.2

B5		5-fluoro-2-[(3aR,7aR)-6-{{2-(2H-1,2,3-triazol-2-yl)phenyl}carbonyl}]octahydro-1H-pyrrolo[2,3-c]pyridin-1-yl]pyridine-4-carbonitrile	Calc'd 418.2, found
B6		3-((3aR,7aR)-6-(2-(2H-1,2,3-triazol-2-yl)benzoyl)octahydro-1H-pyrrolo[2,3-c]pyridin-1-yl)benzonitrile	Calc'd 399.2 found 399.2
B7		(3aR,7aR)-2-(2-(2H-1,2,3-triazol-2-yl)phenyl)(1-(7H-pyrrolo[2,3-d]pyrimidin-4-yl)hexahydro-1H-pyrrolo[2,3-c]pyridin-6(2H)-yl)methanone	Calc'd 415.2 found 415.2
B8		5-[(3aR,7aR)-6-{{2-(2H-1,2,3-triazol-2-yl)phenyl}carbonyl}]octahydro-1H-pyrrolo[2,3-c]pyridin-1-yl]-1,6-naphthyridine	Calc'd 426.2, found 426.2
B9		(2-(2H-1,2,3-triazol-2-yl)phenyl)((3aR,7aR)-1-(isoquinolin-1-yl)hexahydro-1H-pyrrolo[2,3-c]pyridin-6(2H)-yl)methanone	Calc'd 425.2 found 425.2
B10		(2-(2H-1,2,3-triazol-2-yl)phenyl)((3aR,7aR)-1-(quinolin-4-yl)hexahydro-1H-pyrrolo[2,3-c]pyridin-6(2H)-yl)methanone	Calc'd 425.2, found 425.2
B11		methyl 2-((3aS,7aR)-6-(2-(2H-1,2,3-triazol-2-yl)benzoyl)octahydro-1H-pyrrolo[2,3-c]pyridin-1-yl)thiazole-4-carboxylate	Calc'd 439.5, found 439.5

B12		methyl 2-((3aR,7aS)-6-(2-(2H-1,2,3-triazol-2-yl)benzoyl)octahydro-1H-pyrrolo[2,3-c]pyridin-1-yl)-5-methylthiazole-4-carboxylate	Calc'd 453.5, found 453.5
B13		(3aR,7aR)-6-(2-(2H-1,2,3-triazol-2-yl)benzoyl)-1-(pyrazolo[1,5-a]pyrazin-4-yl)octahydro-1H-pyrrolo[2,3-c]pyridin-1-ium	Calc'd 415.2, found 415.2
B14		(2-(2H-1,2,3-triazol-2-yl)phenyl)((3aR,7aR)-1-(imidazo[1,2-a]pyrazin-8-yl)hexahydro-1H-pyrrolo[2,3-c]pyridin-6(2H)-yl)methanone	Calc'd 415.2, found 415.2
B15		(2-(2H-1,2,3-triazol-2-yl)phenyl)((3aR,7aR)-1-(thieno[2,3-d]pyrimidin-4-yl)hexahydro-1H-pyrrolo[2,3-c]pyridin-6(2H)-yl)methanone	Calc'd 432.5, found 432.5
B16		((3aR,7aR)-1-(1,7-naphthyridin-8-yl)hexahydro-1H-pyrrolo[2,3-c]pyridin-6(2H)-yl)(2-(2H-1,2,3-triazol-2-yl)phenyl)methanone	Calc'd 426.5, found 426.5
B17		methyl 2-((3aS,7aR)-6-(2-(2H-1,2,3-triazol-2-yl)benzoyl)octahydro-1H-pyrrolo[2,3-c]pyridin-1-yl)thiazole-4-carboxylate	Calc'd 437.2, found 437.2
B18		2-[(3aR,7aR)-6-{{2-(2H-1,2,3-triazol-2-yl)phenyl}carbonyl}octahydro-1H-pyrrolo[2,3-c]pyridin-1-yl]quinoline	Calc'd 425.2, found 425.2

B19		4-[(3aR,7aR)-6-{{2-(2H-1,2,3-triazol-2-yl)phenyl}carbonyl}octahydro-1H-pyrrolo[2,3-c]pyridin-1-yl]furo[3,4-c]pyridin-1(3H)-one	Calc'd 431.2, found 431.2
B20		(3aR,7aR)-1-(6-methylpyrazin-2-yl)-6-{{2-(2H-1,2,3-triazol-2-yl)phenyl}carbonyl}octahydro-1H-pyrrolo[2,3-c]pyridine	Calc'd 390.2, found 390.2
B21		(3aR,7aR)-1-(5,6-dimethylpyrazin-2-yl)-6-{{2-(2H-1,2,3-triazol-2-yl)phenyl}carbonyl}octahydro-1H-pyrrolo[2,3-c]pyridine	Calc'd 404.2, found 404.2
B22		(3aR,7aR)-1-(3,6-dimethylpyrazin-2-yl)-6-{{2-(2H-1,2,3-triazol-2-yl)phenyl}carbonyl}octahydro-1H-pyrrolo[2,3-c]pyridine	Calc'd 404.2, found 404.2
B23		4-[(3aR,7aR)-6-{{2-(2H-1,2,3-triazol-2-yl)phenyl}carbonyl}octahydro-1H-pyrrolo[2,3-c]pyridin-1-yl]isoquinoline	Calc'd 425.2, found 425.2

EXAMPLE C1



(3aR,7aR)-(2-(2H-1,2,3-triazol-2-yl)phenyl)-1-(4-(2-hydroxypropan-2-yl)thiazol-2-yl)hexahydro-1H-pyrrolo[2,3-c]pyridin-6(2H)-yl)methanone

5

Step 1: ethyl 2-aminothiazole-4-carboxylate (9)

A mixture of thiourea (2.53 g, 33.3 mmol) and ethyl 3-bromo-2-oxopropanoate (5.00 g, 27.78 mmol) was heated to 100 °C for 1 h. After cooled to RT, the mixture was washed with acetone and dried *in vacuo*. The residue was dissolved in DCM and washed with saturated aq. NaHCO₃, dried over magnesium sulfate, filtered, and concentrated *in vacuo*, providing the title compound 9 as a solid. LRMS m/z (M+H) 173.0 found, 173.0 required.

Step 2: ethyl 2-bromothiazole-4-carboxylate (10)

To a mixture of the product from step 1 (1.00 g, 5.81 mmol), CuSO₄ (1.86 g, 11.6 mmol) and NaBr (2.40 g, 23.3 mmol) in 50 % H₂SO₄ was added dropwise a solution of NaNO₂ (500 mg, 7.25 mmol) in H₂O (5 ml) at 0 °C. After the addition, the mixture was stirred at 0 °C for 1 h and allowed to warm up to RT for another 2 h, then extracted with EtOAc (50 mL x 3). The combined organic layers were washed with brine and dried over magnesium sulfate, filtered, and concentrated *in vacuo*. The residue was purified by combiflash (16.7% EtOAc in petroleum ether) to give the title compound 10 as solid. LRMS m/z (M+H) 236.1, 238.1 found, 236.1, 238.1 required

Step 3: ethyl 2-(*cis*-6-(2-(2H-1,2,3-triazol-2-yl)benzoyl)octahydro-1H-pyrrolo[2.3-c]pyridin-1-yl)thiazole-4-carboxylate (11)

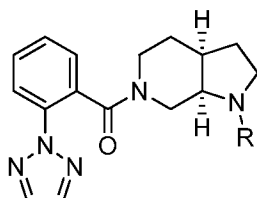
To a solution of the product from step 2 (30 mg, 0.101 mmol) in DMF (1.5 mL) were added Cs₂CO₃ (66.25 mg, 0.202 mmol) and ethyl 2-bromothiazole-4-carboxylate (47.7 mg, 0.202 mmol). The resulting mixture was stirred at 120 °C overnight. After cooled to RT, the mixture was filtrated and the filtrate was purified by Prep-HPLC to give the title compound 11 as an oil. LRMS m/z (M+H) 453.1 found, 453.1 required.

Step 4: *cis*-(2-(2H-1,2,3-triazol-2-yl)phenyl)-1-(4-(2-hydroxypropan-2-yl)thiazol-2-yl)hexahydro-1H-pyrrolo[2.3-c]pyridin-6(2H)-yl)methanone (Example C1)

To a solution of the product from step 3 (20 mg, 0.044 mmol) in THF (2 ml) was added MeMgBr (0.5 ml) dropwise at 0 °C. The mixture was stirred at 0 °C for 2 h. The reaction mixture was quenched by adding saturated NH₄Cl aqueous. The reaction mixture was filtered, and the filtrate was purified by Prep-HPLC to give the title compound as a solid. LRMS m/z (M+H) 439.1 found, 439.1 required

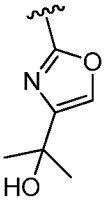
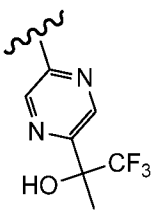
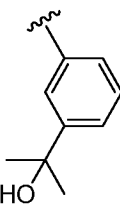
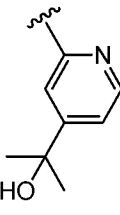
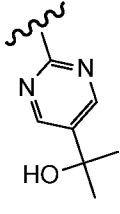
TABLE 3

The following compounds were prepared according to the general procedure provided in Example C1 and procedures herein. The starting materials are either prepared as described in the intermediates section, commercially available, or may be prepared from commercially available reagents using conventional reactions well known in the art without undue experimentation.

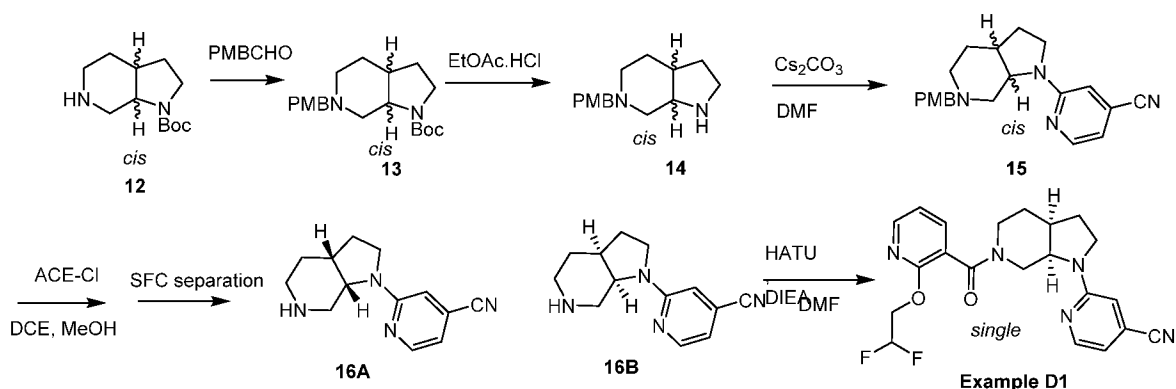


25

Example	R	Name	LRMS or HRMS (M+H ⁺)
---------	---	------	----------------------------------

C2		(3aR, 7aR)-(2-(2H-1,2,3-triazol-2-yl)phenyl)-1-(4-(2-hydroxypropan-2-yl)oxazolo-2-yl)hexahydro-1H-pyrrolo[2,3-c]pyridin-6(2H-yl)methanone	Calc'd 423.2 found 423.2
C-3		1,1,1-trifluoro-2-{6-[(3aR, 7aR)-6-{2-(2H-1,2,3-triazol-2-yl)phenyl}carbonyl]octahydro-1H-pyrrolo[2,3-c]pyridin-1-yl}pyrazin-2-yl}propan-2-ol	Calc'd 488.2, found 488.2
C4		2-{3-[(3aR, 7aR)-6-{2-(2H-1,2,3-triazol-2-yl)phenyl}carbonyl]octahydro-1H-pyrrolo[2,3-c]pyridin-1-yl}phenyl}propan-2-ol	Calc'd 432.2, found 432.2
C5		2-{2-[(3aR, 7aR)-6-{2-(2H-1,2,3-triazol-2-yl)phenyl}carbonyl]octahydro-1H-pyrrolo[2,3-c]pyridin-1-yl}pyridin-4-yl}propan-2-ol	Calc'd 433.2 found 433.2
C6		2-{2-[(3aR, 7aR)-6-{2-(2H-1,2,3-triazol-2-yl)phenyl}carbonyl]octahydro-1H-pyrrolo[2,3-c]pyridin-1-yl}pyrimidin-5-yl}propan-2-ol	Calc'd 434.2 found 434.2

EXAMPLE D1



2-((3aR,7aR)-6-(2-(2,2-difluoroethoxy)nicotinoyl)octahydro-1H-pyrrolo[2,3-c]pyridin-1-yl)isonicotinonitrile

5 Step 1: tert-butyl 6-(4-methoxybenzyl)octahydro-1H-pyrrolo[2,3-c]pyridine-1-carboxylate (13)

To a solution of *tert*-butyl octahydro-1H-pyrrolo[2,3-c]pyridine-1-carboxylate (1.60 g, 7.08 mmol) in methanol (15 mL) were added 4-methoxybenzaldehyde (1.44 g, 10.1 mmol) and HOAc (0.2 mL). The resulting mixture was stirred at room temperature for 30 min, then sodium cyanoborohydride (1.34 g, 21.2 mmol) was added. The mixture was stirred at RT overnight, quenched with water and extracted with EtOAc (50 mL x 3). The combined organic layers were washed with brine, dried over MgSO₄ and concentrated in *vacuo*. The residue was purified by column chromatography on silica gel (25% EtOAc in petroleum ether to 16.7% MeOH in DCM), providing the title compound 13. LRMS m/z (M+H) 347.2 found, 347.2 required

15 Step 2: 6-(4-methoxybenzyl)octahydro-1H-pyrrolo[2,3-c]pyridine (14)

A solution of the product from step 1 (2.20 g, 6.36 mmol) in HCl/EtOAc (20 mL) was stirred at RT for 2 h. The mixture was concentrated in *vacuo* to give the crude title compound as a solid, which was used directly without further purification. LRMS m/z (M+H) 247.1 found, 247.1 required

20

Step 3: 2-(6-(4-methoxybenzyl)octahydro-1H-pyrrolo[2,3-c]pyridin-1-yl)isonicotinonitrile (15)

To a solution of the product from step 2 (1.2 g, 4.26 mmol) in DMF (12 mL) were added Cs₂CO₃ (2.79 g, 8.52 mmol) and 2-fluoroisonicotinonitrile (1.00 g, 8.52 mmol). The resulting mixture was stirred at 80 °C for 3 h. After cooled to RT, the mixture was diluted with water (20 mL) and extracted with EtOAc (20 mL x 3). The combined organic layers were washed with brine and dried over magnesium sulfate, filtered, and concentrated in *vacuo*. The residue was

25

purified by combiflash (50% EtOAc in petroleum ether) to give the title compound as an oil. LRMS m/z (M+H) 349.1 found, 349.1 required.

5 Step 4: 2-((3aR,7aS)-octahydro-1H-pyrrolo[2,3-c]pyridin-1-yl)isonicotinonitrile (16A) & 2-((3aS,7aR)-octahydro-1H-pyrrolo[2,3-c]pyridin-1-yl)isonicotinonitrile (16B)

To a solution of the product from step 4 (1.60 g, 7.08 mmol) in DCE (10 mL) was added ACE-Cl (669 mg, 4.59 mmol). The resulting mixture was refluxed overnight. The reaction mixture was cooled to RT and concentrated in *vacuo*. The residue was dissolved in methanol (5 mL) and refluxed for another 2 h. The mixture was cooled to r.t. and concentrated in *vacuo*.
10 The residue was purified by combiflash (25% EtOAc in petroleum to 16.7% MeOH in DCM) and separated by SFC ("Column: Chiralpak AS-3 150×4.6mm I.D., 3um Mobile phase: ethanol (0.05% DEA) in CO2 from 5% to 40% Flow rate: 2.5mL/min Wavelength: 220nm). The faster elute was assumed as 2-((3aR,7aS)-octahydro-1H-pyrrolo[2,3-c]pyridin-1-yl)isonicotinonitrile (7A) as an oil and the slower elute was assumed as 2-((3aS,7aR)-octahydro-1H-pyrrolo[2,3-c]pyridin-1-yl)isonicotinonitrile (7B) as an oil. LRMS m/z (M+H) 229.1 found, 229.1 required.
15

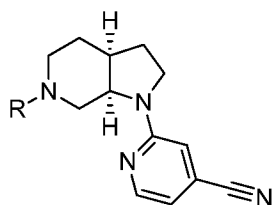
Step 5: 2-((3aS,7aS)-6-(2-(2,2-difluoroethoxy)nicotinoyl)octahydro-1H-pyrrolo[2,3-c]pyridin-1-yl)isonicotinonitrile (Example D1)

To a solution of 2-(2, 2-difluoroethoxy) nicotinic acid (66.9 mg, 0.330 mmol) in DMF
20 (1.5 mL) were added HATU (167 mg, 0.440 mmol) and DIEA (56.7 mg, 0.440 mmol). The resulting mixture was stirred at RT for 30 min, and then the product 7A from step 4 (50.0 mg, 0.220 mmol) was added. The resulting mixture was stirred at RT overnight and then filtered. The filtrate was purified by Prep-HPLC to give the title compound as solid. LRMS m/z (M+H) 414.1 found, 414.2 required.

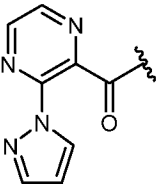
25

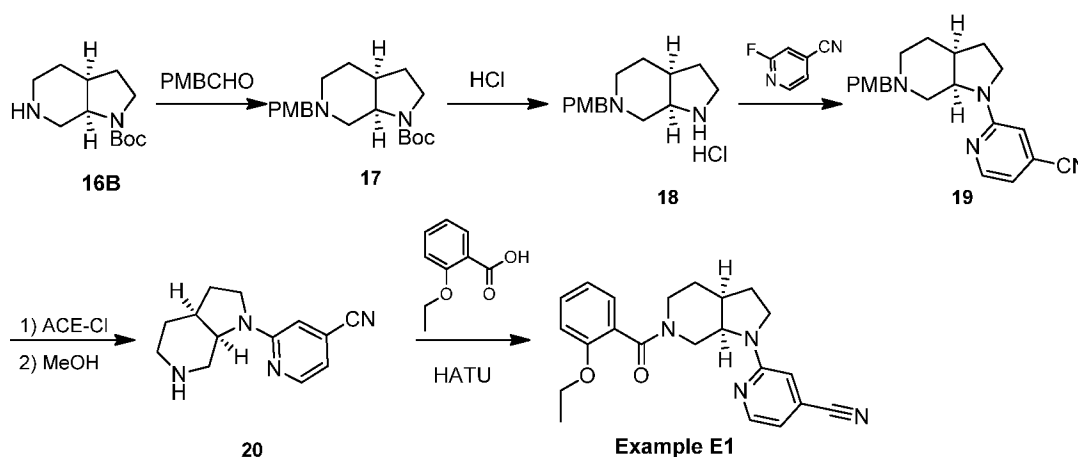
TABLE 4

The following compounds were prepared according to the general procedure provided in Example D1 and procedures herein. The starting materials are either prepared as
30 described in the intermediates section, commercially available, or may be prepared from commercially available reagents using conventional reactions well known in the art.



Ex.	R	Name	LRMS or HRMS (M+H ⁺)
D2		2-((3aS,7aS)-6-(2-(2H-tetrazol-2-yl)benzoyl)octahydro-1H-pyrrolo[2,3-c]pyridin-1-yl)isonicotinitrile	Calc'd 401.1 found 401.1
D3		2-((3aS,7aS)-6-(2-(trifluoromethoxy)benzoyl)octahydro-1H-pyrrolo[2,3-c]pyridin-1-yl)isonicotinitrile	Calc'd 417.1 found 417.1
D4		2-((3aS,7aS)-6-(3-(pyridin-2-yl)pyrazine-2-carbonyl)octahydro-1H-pyrrolo[2,3-c]pyridin-1-yl)isonicotinitrile	Calc'd 412.1 found 412.1
D5		2-((3aS,7aS)-6-(2-(1H-pyrazol-1-yl)nicotinoyl)octahydro-1H-pyrrolo[2,3-c]pyridin-1-yl)isonicotinitrile	Calc'd 400.2 found 400.2

D6		2-((3aS,7aS)-6-(3-(1H-pyrazol-1-yl)pyrazine-2-carbonyl)octahydro-1H-pyrrolo[2,3-c]pyridin-1-yl)isonicotinonitrile	Calc'd 401.1 found 401.1
----	---	---	-----------------------------------

EXAMPLE E15 2-((3aR,7aR)-6-(2-ethoxybenzoyl)octahydro-1H-pyrrolo[2,3-c]pyridin-1-yl)isonicotinonitrileStep 1: (3aS,7aR)-tert-butyl 6-(4-methoxybenzyl)octahydro-1H-pyrrolo[2,3-c]pyridine-1-carboxylate (17)

To a solution of (3aS,7aR)-tert-butyl octahydro-1H-pyrrolo[2,3-c]pyridine-1-carboxylate (1.80 g, 7.95 mmol) in MeOH (30 mL) were added PMBCHO (1.52 g, 11.1 mmol) and AcOH (0.2 mL). The mixture was stirred at room temperature for 30 mins, and NaBH₃CN (999 mg, 15.9 mmol) was added. The resulting mixture was stirred at room temperature overnight, then quenched with water (10 mL) and extracted with EtOAc (10 mL x 3). The combined organic layer was dried over anhydrous sodium sulfate, filtered and the filtrate was concentrated *in vacuo*. The residue was purified by combiflash (50% EtOAc in petroleum ether) to give the title compound as an oil. LRMS m/z (M+H) 347.3 found, 347.2 required.

Step 2: (3aR,7aR)-6-(4-methoxybenzyl)octahydro-1H-pyrrolo[2,3-c]pyridine hydrochloride (18)

A solution of the product from step 1 (200 mg, 0.58 mmol) in HCl/EtOAc (4N, 3 mL) was stirred at RT for 30 mins. The mixture was concentrated *in vacuo* to give crude title compound as a solid which was used directly without further purification. LRMS m/z (M+H) 247.1 found, 247.2 required.

5

Step 3: 2-((3aS,7aR)-6-(4-methoxybenzyl)octahydro-1H-pyrrolo[2,3-c]pyridin-1-yl)isonicotinonitrile (19)

To a solution of the product from step 2 (120 mg, 0.42 mmol) in DMF (3 mL) were added Cs₂CO₃ (317 mg, 0.97 mmol) and 2-fluoroisonicotinonitrile (118 mg, 0.97 mmol). The resulting mixture was stirred at 80 °C for 1 h. After cooled to RT, the mixture was quenched with water (5 mL) and extracted with EtOAc (5 mL x 3). The combined organic layers were washed with brine and dried over anhydrous sodium sulfate, filtered and concentrated *in vacuo*. The residue was purified by Prep-TLC (60 % EtOAc in petroleum ether) to give the title compound as an oil. LRMS m/z (M+H) 349.2 found, 349.2 required.

10
15

Step 4: 2-((3aS,7aR)-octahydro-1H-pyrrolo[2,3-c]pyridin-1-yl)isonicotinonitrile (20)

A solution of the product from step 3 (300 mg, 0.861 mmol) and 1-chloroethyl carbonochloridate (148 mg, 1.033 mmol) in DCE (8 mL) was heated to 100 °C overnight. TLC (50% EtOAc in petroleum ether) indicated the starting material was disappeared and then the solvent was removed *in vacuo*. The residue was dissolved in MeOH (10 mL) and refluxed for 1 hour. TLC (9.1% MeOH in DCM) indicated the reaction was completed. The mixture was concentrated *in vacuo*, and the residue was purified by Prep-TLC (9.1% MeOH in DCM) to give the title compound as a solid. LRMS m/z (M+H) 229.2 found, 229.2 required.

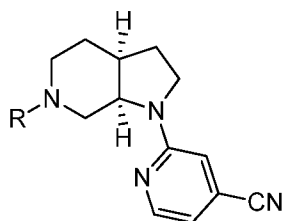
25 Step 5: 2-((3aR,7aR)-6-(2-ethoxybenzoyl)octahydro-1H-pyrrolo[2,3-c]pyridin-1-yl)isonicotinonitrile (Example E1)

A solution of the product from step 4 (30 mg, 0.131 mmol), HATU (100 mg, 0.263 mmol), TEA (0.055 mL, 0.394 mmol) and 2-ethoxybenzoic acid (24 mg, 0.145 mmol) in DMF (1 mL) was stirred at room temperature overnight. LRMS indicated the reaction was completed, then the mixture was diluted with MeOH (2 mL), purified with Prep-HPLC to give the title compound as an oil. LRMS m/z (M+H) 377.1 found, 377.2 required.

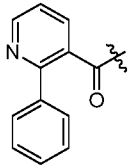
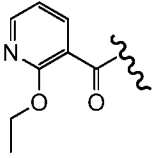
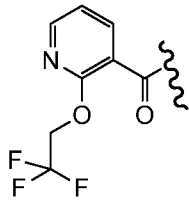
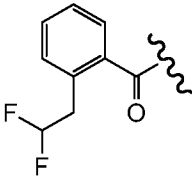
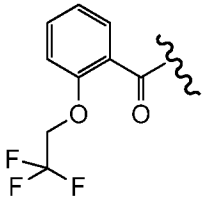
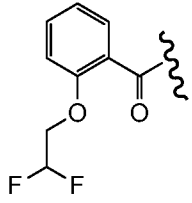
30

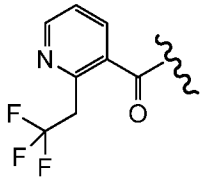
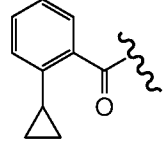
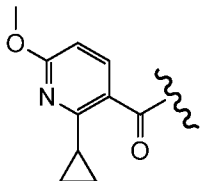
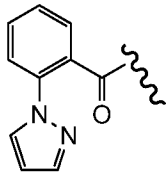
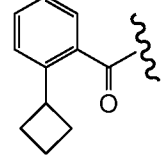
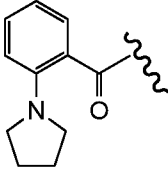
TABLE 5

The following compounds were prepared according to the general procedure provided in Example E1 and procedures herein. The starting materials are either prepared as described in the intermediates section, commercially available, or may be prepared from commercially available reagents using conventional reactions well known in the art without undue experimentation.

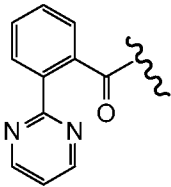


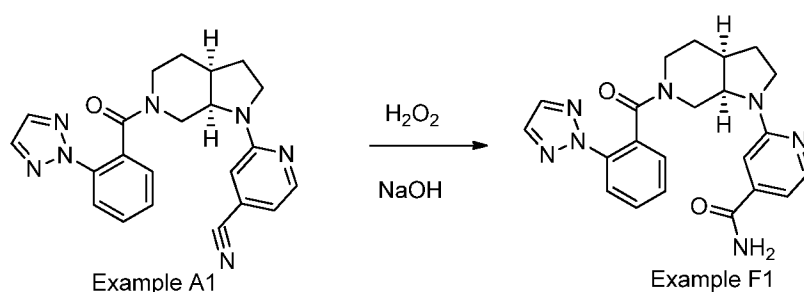
Ex.	R	Name	LRMS (M+H ⁺)
E2		2-((3a <i>R</i> ,7a <i>R</i>)-6-(2-propylbenzoyl)octahydro-1 <i>H</i> -pyrrolo[2,3- <i>c</i>]pyridin-1-yl)isonicotinonitrile	Calc'd 375.2 found 375.2
E3		2-((3a <i>R</i> ,7a <i>R</i>)-6-(2-(2,2,2-trifluoroethyl)benzoyl)octahydro-1 <i>H</i> -pyrrolo[2,3- <i>c</i>]pyridin-1-yl)isonicotinonitrile	Calc'd 415.2 found 415.1
E4		2-((3a <i>R</i> ,7a <i>R</i>)-6-(4-fluoro-2-(2 <i>H</i> -1,2,3-triazol-2-yl)benzoyl)octahydro-1 <i>H</i> -pyrrolo[2,3- <i>c</i>]pyridin-1-yl)isonicotinonitrile	Calc'd 418.2 found 418.2

E5		2-((3aR,7aR)-6-(2-phenylnicotinoyl)octahydro-1H-pyrrolo[2,3-c]pyridin-1-yl)isonicotinonitrile	Calc'd 410.2 found 410.2
E6		2-((3aR,7aR)-6-[(2-ethoxypyridin-3-yl)carbonyl]octahydro-1H-pyrrolo[2,3-c]pyridin-1-yl)pyridine-4-carbonitrile	Calc'd 378.2 Found 378.2
E7		2-((3aR,7aR)-6-[[2-(2,2,2-trifluoroethoxy)pyridin-3-yl]carbonyl]octahydro-1H-pyrrolo[2,3-c]pyridin-1-yl)pyridine-4-carbonitrile	Calc'd 432.2 Found 432.2
E8		2-((3aR,7aR)-6-[[2-(2,2-difluoroethyl)phenyl]carbonyl]octahydro-1H-pyrrolo[2,3-c]pyridin-1-yl)pyridine-4-carbonitrile	Calc'd 397.2 Found 397.2
E9		2-((3aR,7aR)-6-[[2-(2,2,2-trifluoroethoxy)phenyl]carbonyl]octahydro-1H-pyrrolo[2,3-c]pyridin-1-yl)pyridine-4-carbonitrile	Calc'd 431.2 Found 431.2
E10		2-((3aR,7aR)-6-[[2-(2,2-difluoroethoxy)phenyl]carbonyl]octahydro-1H-pyrrolo[2,3-c]pyridin-1-yl)pyridine-4-carbonitrile	Calc'd 413.2 Found 413.2

E11		2-[(3aR,7aR)-6-{[2-(2,2,2-trifluoroethyl)pyridin-3-yl]carbonyl}]octahydro-1H-pyrrolo[2,3-c]pyridin-1-yl]pyridine-4-carbonitrile	Calc'd 416.2 Found 416.2
E12		2-[(3aR,7aR)-6-[(2-cyclopropylphenyl)carbonyl]]octahydro-1H-pyrrolo[2,3-c]pyridin-1-yl]pyridine-4-carbonitrile	Calc'd 373.2 Found 373.2
E13		2-[(3aR,7aR)-6-[(2-cyclopropyl-6-methoxy)pyridin-3-yl]carbonyl]]octahydro-1H-pyrrolo[2,3-c]pyridin-1-yl]pyridine-4-carbonitrile	Calc'd 404.2 Found 404.2
E14		2-[(3aR,7aR)-6-{[2-(1H-pyrazol-1-yl)phenyl]carbonyl}]octahydro-1H-pyrrolo[2,3-c]pyridin-1-yl]pyridine-4-carbonitrile	Calc'd 399.2 Found 399.2
E15		2-[(3aR,7aR)-6-[(2-cyclobutylphenyl)carbonyl]]octahydro-1H-pyrrolo[2,3-c]pyridin-1-yl]pyridine-4-carbonitrile	Calc'd 387.2 Found 387.2
E16		2-[(3aR,7aR)-6-[(2-pyrrolidin-1-yl)phenyl]carbonyl]]octahydro-1H-pyrrolo[2,3-c]pyridin-1-yl]pyridine-4-carbonitrile	Calc'd 402.2 Found 402.2

E17		2-((3aR,7aR)-6-((3-pyrrolidin-1-yl)pyrazin-2-yl)carbonyl)octahydro-1H-pyrrolo[2,3-c]pyridin-1-yl}pyridine-4-carbonitrile	Calc'd 404.2 Found 404.2
E18		2-((3aR,7aR)-6-((3-phenyl)pyridin-2-yl)carbonyl)octahydro-1H-pyrrolo[2,3-c]pyridin-1-yl}pyridine-4-carbonitrile	Calc'd 410.2 Found 410.2
E19		2-((3aR,7aR)-6-([2-(1-methylethoxy)pyridin-3-yl]carbonyl)octahydro-1H-pyrrolo[2,3-c]pyridin-1-yl}pyridine-4-carbonitrile	Calc'd 392.2 Found 392.2
E20		2-((3aR,7aR)-6-([3-(2H-1,2,3-triazol-2-yl)pyridin-2-yl]carbonyl)octahydro-1H-pyrrolo[2,3-c]pyridin-1-yl}pyridine-4-carbonitrile	Calc'd 401.2 Found 401.2
E21		2-((3aR,7aR)-6-([2-(difluoromethoxy)phenyl]carbonyl)octahydro-1H-pyrrolo[2,3-c]pyridin-1-yl}pyridine-4-carbonitrile	Calc'd 399.2 Found 399.2
E22		2-((3aR,7aR)-6-([2-(2,2-difluorocyclopropyl)phenyl]carbonyl)octahydro-1H-pyrrolo[2,3-c]pyridin-1-yl}pyridine-4-carbonitrile	Calc'd 409.2 Found 409.2

E23		2-((3aR,7aR)-6-[(2-pyrimidin-2-yl)phenyl]carbonyl)octahydro-1H-pyrrolo[2,3-c]pyridin-1-yl}pyridine-4-carbonitrile	Calc'd 411.2 Found 411.2
-----	---	---	-----------------------------

EXAMPLE F1

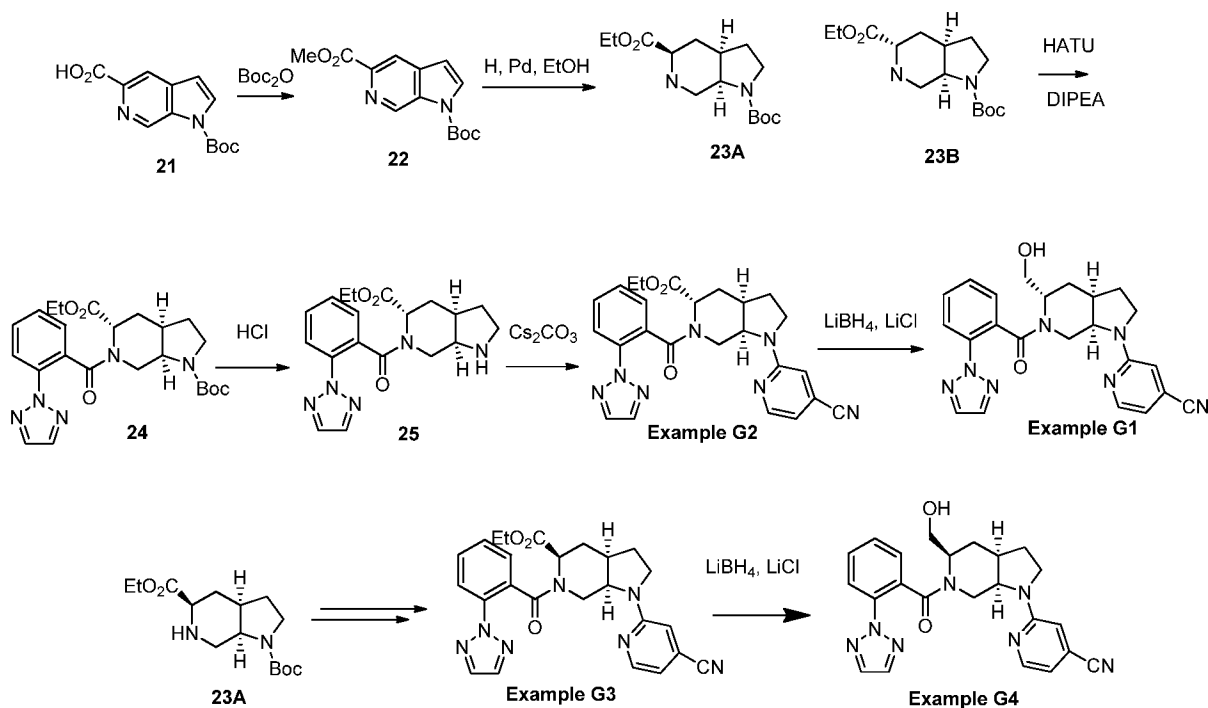
5 2-((3aR,7aR)-6-(2-(2H-1,2,3-triazol-2-yl)benzoyl)octahydro-1H-pyrrolo[2,3-c]pyridin-1-yl)isonicotinamide

To a solution of 2-(6-(2-(2H-1,2,3-triazol-2-yl)benzoyl)octahydro-1H-pyrrolo[2,3-c]pyridin-1-yl)isonicotinonitrile (0.02g, 0.050 mmol) in DMSO (309 μ l) and ethanol (309 μ l) at 0 °C was added sodium hydroxide (43.9 μ l, 0.193 mmol) and hydrogen peroxide (39.4 μ l, 0.386 mmol). and the mixture was stirred at 0 °C for 20 mins, then let it warm to RT.

10 Water and brine was added and the reaction mixture was extracted with EtOAc. Organic phase was washed with brine and dried over MgSO₄, filtered and concentrated *in vacuo*. The residue purified by prep-TLC (petroleum ether: EtOAc = 1: 1) to give the title compound. LRMS m/z (M+H) 418.2 found, 418.2 required.

15

EXAMPLE G1



2-((3aR,5S,7aR)-6-(2-(2H-1,2,3-triazol-2-yl)benzoyl)-5-(hydroxymethyl)octahydro-1H-pyrrolo[2,3-c]pyridin-1-yl)isonicotinonitrile and

- 5 2-((3aR,5R,7aR)-6-(2-(2H-1,2,3-triazol-2-yl)benzoyl)-5-(hydroxymethyl)octahydro-1H-pyrrolo[2,3-c]pyridin-1-yl)isonicotinonitrile

tert-butyl 1H-pyrrolo[2,3-c]pyridine-1-carboxylate (22)

- 10 Trimethylsilyl diazomethane (5.89 ml, 11.79 mmol) was added to a solution of 1-(tert-butoxycarbonyl)-3-phenylpiperidine-4-carboxylic acid 21 (3g, 9.82 mmol) in MeOH (10 ml) and toluene (1ml) at 0 °C. The mixture was stirred at room temperature for 12h. The combined organic fractions filtered and the solvent was evaporated under reduced pressure. The residue was purified by column chromatography on silica gel Biotage 25M, eluting with EtOAc/isohexane to give (3R,4S)-1-tert-butyl 4-methyl 3-phenylpiperidine-1,4-dicarboxylate 22.
- 15 LRMS m/z (M+H) 277.2 found, 277.2 required.

tert-butyl 5-methyloctahydro-1H-pyrrolo[2,3-c]pyridine-1-carboxylate (23)

To a solution of 1-tert-butyl 5-methyl 1H-pyrrolo[2,3-c]pyridine-1,5-dicarboxylate (3g, 10.86 mmol) was added 10% Palladium on carbon (1.156 g, 10.86 mmol) in

dry ethanol. The mixture was heated to 100 °C for 24 h. The reaction pressure was 5M in H₂. After reaction was completed, Pd/C was filtered through Celite and residue was washed with ethanol. Ethanol was removed in vacuo to form a solid. This residue was purified by column chromatography on silica gel Biotage 40S, eluting with CH₂Cl₂/MeOH to give tert-butyl 5-methyloctahydro-1H-pyrrolo[2,3-c]pyridine-1-carboxylate 23 as a mixture. Resolution of intermediate 23 by SFC chromatography (Column: Chiralpak AD-H 250×4.6mm I.D., 5µm; Mobile phase: methanol (0.05% DEA) in CO₂ 5% to 40% gradient. Flow rate: 2.35mL/min Wavelength: 220nm) afforded the intermediates 23A and 23B. LRMS m/z (M+H) 299.2 found, 299.2 required.

(3aR,5S,7aR)-1-tert-butyl 5-ethyl 6-(2-(2H-1,2,3-triazol-2-yl)benzoyl)octahydro-1H-pyrrolo[2,3-c]pyridine-1,5-dicarboxylate (24)

2-(2H-1,2,3-triazol-2-yl)benzoyl chloride (0.49 g, 2.35 mmol) was added to a stirred, cooled 0 °C mixture compound 23B (0.7g, 2.35mmol) and TEA (0.490 ml, 3.52 mmol) in THF (50 ml) and the mixture was stirred at room temperature for overnight. Solvent was removed under vacuum, the residue was filtered, washing with ethyl acetate and hexane. The residue was purified by combiflash column (20% MeOH in dichloromethane) to give (3aR,5S,7aR)-1-tert-butyl 5-ethyl 6-(2-(2H-1,2,3-triazol-2-yl)benzoyl)octahydro-1H-pyrrolo[2,3-c]pyridine-1,5-dicarboxylate 24. LRMS m/z (M+H) 470.2 found, 470.2 required.

(3aR,5S,7aR)-ethyl 6-(2-(2H-1,2,3-triazol-2-yl)benzoyl)octahydro-1H-pyrrolo[2,3-c]pyridine-5-carboxylate (25)

To a solution of Boc-protected amine 24 (1g) in dioxane (10mL) is added HCl in dioxane (10 mL, 4 M). The resulting reaction mixture is stirred at room temperature for 24 h and concentrated under reduced pressure. The residue is taken up in MeOH, sonicated and concentrated in vacuum. The compound 25 is obtained as a solid and used in the next step without further purification. LRMS m/z (M+H) 370.2 found, 370.2 required.

(3aR,5S,7aR)-ethyl 6-(2-(2H-1,2,3-triazol-2-yl)benzoyl)-1-(4-cyanopyridin-2-yl)octahydro-1H-pyrrolo[2,3-c]pyridine-5-carboxylate (Example G2)

Cesium carbonate (0.529 g, 1.624 mmol) was added to a solution of ethyl 6-(2-(2H-1,2,3-triazol-2-yl)benzoyl)octahydro-1H-pyrrolo[2,3-c]pyridine-5-carboxylate 25 (0.2 g, 0.541 mmol) and 2-fluoroisonicotinonitrile (0.066 g, 0.541 mmol) in N,N-Dimethylformamide (5.00 ml). The reaction mixture was stirred at 100°C for 2h in microwave. The resulting solution

was filtered and concentrated *in vacuo* to dryness. The residue was purified by column chromatography on silica gel Biotage 40S, eluting with EtOAc/isohexane to give (3aR,5S,7aR)-ethyl 6-(2-(2H-1,2,3-triazol-2-yl)benzoyl)-1-(4-cyanopyridin-2-yl)octahydro-1H-pyrrolo[2,3-c]pyridine-5-carboxylate G2 (0.2g, 78 %). LRMS m/z (M+H) 472.3 found, 472.3 required.

5

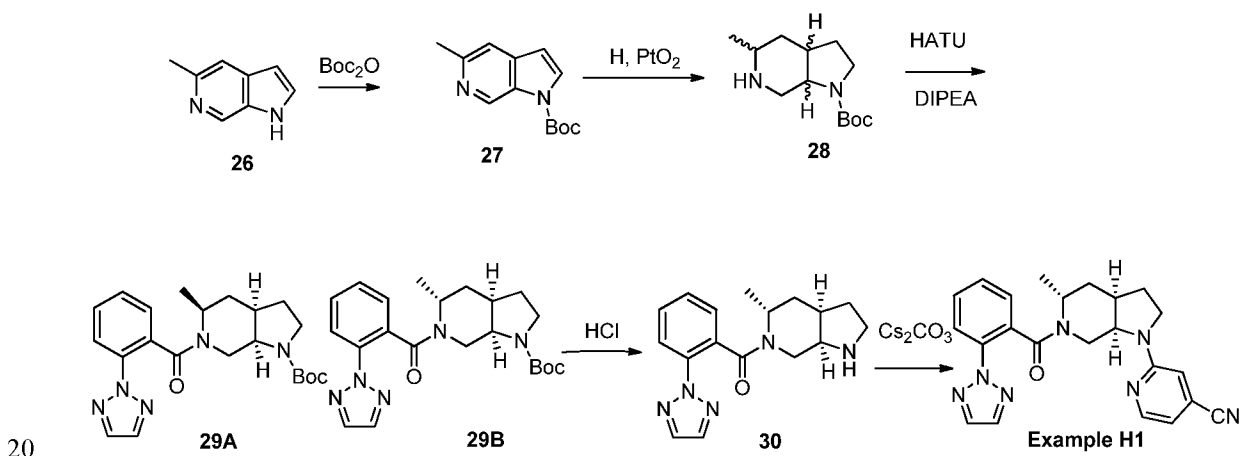
2-((3aR,5S,7aR)-6-(2-(2H-1,2,3-triazol-2-yl)benzoyl)-5-(hydroxymethyl)octahydro-1H-pyrrolo[2,3-c]pyridin-1-yl)isonicotinonitrile (Example G1)

To a solution of lithium borohydride (0.064 ml, 0.127 mmol) in THF (10 ml) and MeOH (0.034 ml, 0.848 mmol) was added (3aR,5S,7aR)-ethyl 6-(2-(2H-1,2,3-triazol-2-yl)benzoyl)-1-(4-cyanopyridin-2-yl)octahydro-1H-pyrrolo[2,3-c]pyridine-5-carboxylate (0.02g, 0.042 mmol) at 0°C. The mixture was stirred at room temperature for 1 h. Water (10 mL) was added to the reaction at 0 °C and dried over sodium sulfate. The mixture was filtered and concentrated in vacuum to give the title compound 2-((3aR,5S,7aR)-6-(2-(2H-1,2,3-triazol-2-yl)benzoyl)-5-(hydroxymethyl)octahydro-1H-pyrrolo[2,3-c]pyridin-1-yl)isonicotinonitrile G1. LRMS m/z (M+H) 430.2 found, 430.2 required.

15

Example G3 and G4 were prepared according to the general procedure of provided in Example G1.

EXAMPLE H1



2-(6-(2-(2H-1,2,3-triazol-2-yl)benzoyl)-5-methyloctahydro-1H-pyrrolo[2,3-c]pyridin-1-yl)isonicotinonitrile

tert-butyl 5-methyl-1H-pyrrolo[2,3-c]pyridine-1-carboxylate (27)

A solution of compound 26 (1g, 7.62 mmol) in CH₂Cl₂ (20 mL) was added di-*tert*butyldicarbonate (1.77 g, 7.62 mmol) at RT. The mixture was stirred for 30 min, and solvent was removed. The residue was purified by chromatography to give compound 27.

5 tert-butyl 5-methyloctahydro-1H-pyrrolo[2,3-c]pyridine-1-carboxylate (28)

To a solution of tert-butyl 5-methyl-1H-pyrrolo[2,3-c]pyridine-1-carboxylate 27 (1.5g, 6.46 mmol) and platinum(IV) oxide (0.22g, 0.969 mmol) was added in 10ml of ethanol-acetic acid. The reaction pressure was 50psi in H₂. The reaction mixture was concentrated under vacuum. DCM was added and extracted with aq. Na₂CO₃. Organic phase was removed in vacuo
10 to form a solid tert-butyl 5-methyloctahydro-1H-pyrrolo[2,3-c]pyridine-1-carboxylate. The residue was purified by column chromatography on silica gel Biotage 40S, eluting with CH₂Cl₂/MeOH to give tert-butyl 5-methyloctahydro-1H-pyrrolo[2,3-c]pyridine-1-carboxylate 28 as a mixture. LRMS m/z (M+H) 241.2 found, 241.2 required.

15 tert-butyl 6-(2-(2H-1,2,3-triazol-2-yl)benzoyl)-5-methyloctahydro-1H-pyrrolo[2,3-c]pyridine-1-carboxylate (29)

2-(2H-1,2,3-triazol-2-yl)benzoyl chloride (0.259 g, 1.248 mmol) was added to a stirred, cooled 0 °C mixture compound 28 and TEA (0.261 ml, 1.872 mmol) in THF (50 ml) and the mixture was stirred at room temperature for overnight. Solvent was removed under vacuum,
20 the residue was filtered, washing with ethyl acetate and hexane, the solid was collected to give tert-butyl 6-(2-(2H-1,2,3-triazol-2-yl)benzoyl)-5-methyloctahydro-1H-pyrrolo[2,3-c]pyridine-1-carboxylate 29 as a mixture. The residue was purified by combiflash column (20% MeOH in dichloromethane) to give the title afforded the intermediates 29A and 29B. LRMS m/z (M+H) 412.2 found, 412.2 required.

25

(2-(2H-1,2,3-triazol-2-yl)phenyl)((3aR,7aR)-hexahydro-1H-pyrrolo[2,3-c]pyridin-6(2H)-yl)methanone (30)

To a solution of Boc-protected amine 29B (0.1g) in dioxane (5mL) is added HCl in dioxane (5 mL, 4 M). The resulting reaction mixture is stirred at RT for 24 h and concentrated
30 under reduced pressure. The residue is taken up in MeOH, sonicated and concentrated in vacuum. This operation is repeated 3 times to get rid of all HCl gas. The compound 30 is obtained as foam or solid and is used in the next step without further purification.

2-(6-(2-(2H-1,2,3-triazol-2-yl)benzoyl)-5-methyloctahydro-1H-pyrrolo[2,3-c]pyridin-1-yl)isonicotinonitrile

Cesium carbonate (0.188 g, 0.58mmol) was added to a stirred mixture of 2-fluoroisonicotinonitrile (0.024 g, 0.193 mmol) (2-(2H-1,2,3-triazol-2-yl)phenyl)-5-methylhexahydro-1H-pyrrolo[2,3-c]pyridin-6(2H)-yl)methanone (0.06g, 0.193 mmol) in DMF (5 ml). The mixture was stirred at 100°C for 2h. The residue was purified by preparative HPLC Reverse phase (C-18), eluting with Acetonitrile/Water + 0.1% TFA, to give 2-(6-(2-(2H-1,2,3-triazol-2-yl)benzoyl)-5-methyloctahydro-1H-pyrrolo[2,3-c]pyridin-1-yl)isonicotinonitrile. LRMS m/z (M+H) 414.2 found, 414.2 required.

10

TABLE 6

The following table shows representative data for the compounds of the Examples as orexin receptor antagonists as determined by the assays described herein.

15

Example	hOX2R FLIPR IC ₅₀ (nM)	hOX1R FLIPR IC ₅₀ (nM)
A1	40.5	10000
A2	162.9	10000
A3	943	10000
A4	10000	10000
A5	2105	10000
A6	6083	10000
A7	10000	10000
A8	10000	10000
A9	2635	10000
A10	10000	10000
A11	10000	10000
A12	10000	10000
A13	10000	10000
A14	10000	10000
A15	84.8	10000
A16	10000	10000

A17	69.8	10000
A18	129.9	3240
A19	95.5	10000
A20	66.5	3964
B1	902	10000
B3	1013	10000
B4	765.6	10000
B5	4718	10000
B6	1726	10000
B7	10000	10000
B8	2515	10000
B9	40.8	1660
B10	3426	10000
B11	10000	10000
B12	1341	10000
B13	2018	10000
B14	1067	10000
B15	10000	10000
B16	749.8	10000
B17	10000	10000
B18	1526	1045
B19	1005	10000
B20	2081	10000
B21	948.2	10000
B22	5914	10000
B23	7069	10000
C1	201.8	10000
C2	342.1	10000
C3	3343	10000
C4	48.6	10000
C5	125.4	10000
C6	1830	10000
D1	146.7	10000

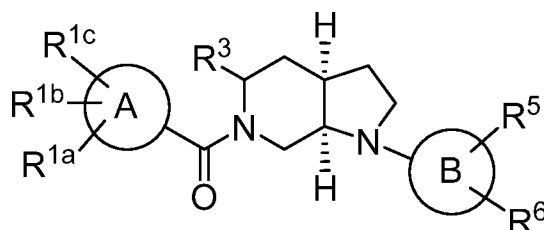
D2	110	10000
D3	79.11	10000
D4	328.5	10000
D5	37.0	10000
D6	116.9	10000
E1	109.7	10000
E2	59.36	10000
E3	48.09	10000
E4	62.72	10000
E5	93.85	10000
E6	1146	10000
E7	122	10000
E8	512.5	10000
E9	318.9	10000
E10	139.1	10000
E11	2112	10000
E12	81.58	10000
E13	979.6	10000
E14	256.2	10000
E15	31.07	9721
E16	98.94	10000
E17	10000	10000
E18	76.89	10000
E19	1396	10000
E20	1498	10000
E21	1515	10000
E22	43.82	10000
E23	99.49	10000
F1	562.4	10000
G1	8.2	2750
G2	198.4	10000
G4	2080	10000
H1	18.4	2367

As indicated by the data herein, the compounds of the present examples provide greater functional selectivity for the orexin-2 receptor over the orexin-1 receptor. The distinction in potency between the orexin-2 receptor and the orexin-1 receptor in the whole cell FLIPR
5 functional assay provides enhanced predictive value for determining in vivo efficacy. Increasing the functional selectivity for the orexin-2 receptor reduces the potential for dual receptor antagonism in vivo. Such greater functional selectivity may provide benefits over other orexin receptor antagonists that are known in the art.

10 While the invention has been described and illustrated with reference to certain particular embodiments thereof, those skilled in the art will appreciate that various adaptations, changes, modifications, substitutions, deletions, or additions of procedures and protocols may be made without departing from the spirit and scope of the invention.

WHAT IS CLAIMED IS:

1. A compound of the formula I:



I

5

wherein:

A is selected from the group consisting of phenyl, naphthyl and heteroaryl;

B is selected from the group consisting of phenyl, naphthyl and heteroaryl;

10

each of R^{1a}, R^{1b} and R^{1c} is independently selected from the group consisting of:

- (1) hydrogen,
- (2) halogen,
- (3) hydroxyl,
- 15 (4) $-(C=O)_m-O_n-C_{1-6}alkyl$, where m is 0 or 1, n is 0 or 1 (wherein if m is 0 or n is 0, a bond is present) and where the alkyl is unsubstituted or substituted with one to three substituents independently selected from R⁴,
- (5) $-(C=O)_m-O_n-C_{3-6}cycloalkyl$, where the cycloalkyl is unsubstituted or substituted with one to three substituents independently selected from R⁴,
- 20 (6) $-(C=O)_m-C_{2-4}alkenyl$, where the alkenyl is unsubstituted or substituted with one to three substituents independently selected from R⁴,
- (7) $-(C=O)_m-C_{2-4}alkynyl$, where the alkynyl is unsubstituted or substituted with one to three substituents independently selected from R⁴,
- (8) $-(C=O)_m-O_n-phenyl$ or $-(C=O)_m-O_n-naphthyl$, where the phenyl or naphthyl is unsubstituted or substituted with one to three substituents independently selected from R⁴,
- 25 (9) $-(C=O)_m-O_n-heterocycle$, where the heterocycle is unsubstituted or substituted with one to three substituents independently selected from R⁴,
- (10) $-(C=O)_m-NR^{10}R^{11}$, wherein R¹⁰ and R¹¹ are independently selected from the group consisting of:

30

- 5
- (a) hydrogen,
 - (b) C₁₋₆alkyl, which is unsubstituted or substituted with R⁴,
 - (c) C₃₋₆alkenyl, which is unsubstituted or substituted with R⁴,
 - (d) C₃₋₆alkynyl, which is unsubstituted or substituted with R⁴,
 - (e) C₃₋₆cycloalkyl which is unsubstituted or substituted with R⁴,
 - (f) phenyl, which is unsubstituted or substituted with R⁴, and
 - (g) heterocycle, which is unsubstituted or substituted with R⁴,
- (11) -S(O)₂-NR¹⁰R¹¹,
- 10 (12) -S(O)_q-R¹², where q is 0, 1 or 2 and where R¹² is selected from the definitions of R¹⁰ and R¹¹,
- (13) -CO₂H,
- (14) -CN, and
- (15) -NO₂;

15 R³ is selected from hydrogen and C₁₋₆alkyl, which is unsubstituted or substituted with halo or hydroxyl;

R⁴ is selected from the group consisting of:

- 20
- (1) hydroxyl,
 - (2) halogen,
 - (3) C₁₋₆alkyl,
 - (4) -C₃₋₆cycloalkyl,
 - (5) -O-C₁₋₆alkyl,
 - (6) -O(C=O)-C₁₋₆alkyl,
 - 25 (7) -NH₂,
 - (8) -NH-C₁₋₆alkyl,
 - (9) -NO₂,
 - (10) phenyl,
 - (11) heterocycle,
 - 30 (12) -CO₂H, and
 - (13) -CN;

R⁵ is selected from the group consisting of:

- (1) hydrogen,

- (2) halogen,
 (3) C₁₋₆alkyl, which is unsubstituted or substituted with halogen, hydroxyl or phenyl,
 (4) -O-C₁₋₆alkyl, which is unsubstituted or substituted with halogen or phenyl,
 5 (5) -O-C₃₋₆cycloalkyl, which is unsubstituted or substituted with C₁₋₆alkyl, halogen or phenyl,
 (6) heterocycle, which is unsubstituted or substituted with R⁴,
 (7) -NR¹⁰R¹¹; and
 (8) -(C=O)-O-C₁₋₆alkyl;

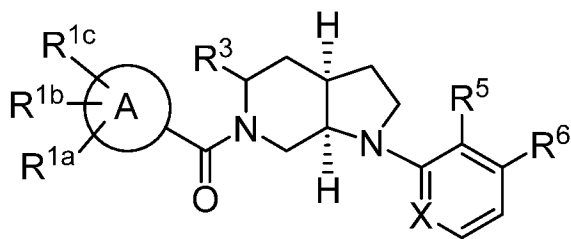
10

R⁶ is selected from the group consisting of:

- (1) halogen,
 (2) -CN,
 (3) C₁₋₆alkyl, which is unsubstituted or substituted with halogen, hydroxyl or
 15 phenyl,
 (4) -O-C₁₋₆alkyl, which is unsubstituted or substituted with halogen or phenyl,
 (5) -O-C₃₋₆cycloalkyl, which is unsubstituted or substituted with C₁₋₆alkyl, halogen or phenyl,
 (6) -(C=O)-O-C₁₋₆alkyl, and
 20 (7) -(C=O)-NH₂;

or a pharmaceutically acceptable salt thereof.

2. The compound of Claim 1 of the formula Ia:



25

Ia

wherein X is N or CH;

or a pharmaceutically acceptable salt thereof.

3. The compound of any of Claims 1-2 or a pharmaceutically acceptable salt thereof wherein R^{1a}, R^{1b} and R^{1c} are independently selected from the group consisting of:

- (1) hydrogen,
- (2) halogen,
- 5 (3) hydroxyl,
- (4) C₁₋₆alkyl, which is unsubstituted or substituted with halogen, hydroxyl or phenyl,
- (5) -O-C₁₋₆alkyl, which is unsubstituted or substituted with halogen, hydroxyl or phenyl,
- 10 (6) -CN, and
- (7) heteroaryl, wherein heteroaryl is selected from imidazolyl, indolyl, oxazolyl, pyridyl, pyrrolyl, pyrimidinyl, tetrazolyl, and triazolyl, which is unsubstituted or substituted with halogen, hydroxyl, C₁₋₆alkyl, -O-C₁₋₆alkyl or-NO₂.

15 4. The compound of any of Claims 1-3 or a pharmaceutically acceptable salt thereof wherein R² is hydrogen and R³ is hydrogen.

5. The compound of any of Claims 1-4 or a pharmaceutically acceptable salt thereof wherein R⁵ is selected from the group consisting of:

- 20 (1) hydrogen,
- (2) halogen,
- (3) C₁₋₆alkyl, which is unsubstituted or substituted with halogen,
- (4) -O-C₁₋₆alkyl, which is unsubstituted or substituted with halogen, and
- (5) -(C=O)-O-C₁₋₆alkyl.

25

6. The compound of any of Claims 1-5 or a pharmaceutically acceptable salt thereof wherein R³ is hydrogen.

30 7. The compound of any of Claims 1-6 or a pharmaceutically acceptable salt thereof wherein R⁵ is selected from the group consisting of: hydrogen, fluoro, methyl, and methoxy.

8. The compound of any of Claims 1-6 or a pharmaceutically acceptable salt thereof wherein R⁶ is selected from the group consisting of:

- (1) hydrogen,
 (2) methyl,
 (3) methoxy,
 (4) difluoroethoxy,
 5 (5) -CN,
 (6) -C(CH₃)₂OH,
 (7) -CH(OH)CF₃,
 (8) -CH(OH)CH₃,
 (9) -C(OH)(CH₃)CH₂CH₃,
 10 (10) -C(OH)(CF₃)CH₃, and
 (11) -C(=O)OCH₃.

9. The compound of any of Claims 1-6 or a pharmaceutically acceptable salt thereof wherein R⁶ is selected from the group consisting of: -CN and -C(CH₃)₂OH.

15

10. A compound which is selected from the group consisting of:

- 2-((3aS,7aS)-6-(2-(2H-1,2,3-triazol-2-yl)benzoyl)octahydro-1H-pyrrolo[2,3-c]pyridin-1-yl)isonicotinonitrile;
 (2-(2H-1,2,3-triazol-2-yl)phenyl)((3aR,7aR)-1-(4,6-dimethylpyrimidin-2-yl)hexahydro-1H-pyrrolo[2,3-c]pyridin-6(2H)-yl)methanone
 20 2-((3aR,7aR)-6-(2-(2H-1,2,3-triazol-2-yl)benzoyl)octahydro-1H-pyrrolo[2,3-c]pyridin-1-yl)pyrimidine-4-carbonitrile;
 2-((3aR,7aR)-6-(2-(2H-1,2,3-triazol-2-yl)benzoyl)octahydro-1H-pyrrolo[2,3-c]pyridin-1-yl)-6-methylpyrimidine-4-carbonitrile;
 25 (2-(2H-1,2,3-triazol-2-yl)phenyl)((3aR,7aR)-1-(4,6-dimethoxy pyrimidin-2-yl)hexahydro-1H-pyrrolo[2,3-c]pyridin-6(2H)-yl)methanone;
 (2-(2H-1,2,3-triazol-2-yl)phenyl)((3aR,7aR)-1-(pyrimidin-2-yl)hexahydro-1H-pyrrolo[2,3-c]pyridin-6(2H)-yl)methanone;
 (2-(2H-1,2,3-triazol-2-yl)phenyl)((3aR,7aR)-1-(benzo[d]oxazol-2-yl)hexahydro-1H-pyrrolo[2,3-c]pyridin-6(2H)-yl)methanone;
 30 methyl 2-((3aR,7aR)-6-(2-(2H-1,2,3-triazol-2-yl)benzoyl)octahydro-1H-pyrrolo[2,3-c]pyridin-1-yl)isonicotinate;
 (3aR,7aR)-6-(6-(2-(2H-1,2,3-triazol-2-yl)benzoyl)octahydro-1H-pyrrolo[2,3-c]pyridin-1-yl)-4-methoxynicotinonitrile;

- (3aR, 7aR)-(1-(6-(1H-imidazol-1-yl)pyridazin-3-yl)hexahydro-1H-pyrrolo[2,3-c]pyridin-6(2H)-yl)(2-(2H-1,2,3-triazol-2-yl)phenyl)methanone;
 (2-(2H-1,2,3-triazol-2-yl)phenyl)((3aR,7aR)-1-(6-(2,5-dimethyl-1H-pyrrol-1-yl)pyridazin-3-yl)hexahydro-1H-pyrrolo[2,3-c]pyridin-6(2H)-yl)methanone;
- 5 methyl 6-((3aR,7aR)-6-(2-(2H-1,2,3-triazol-2-yl)benzoyl)octahydro-1H-pyrrolo[2,3-c]pyridin-1-yl)pyridazine-3-carboxylate;
 (2-(2H-1,2,3-triazol-2-yl)phenyl)((3aR,7aR)-1-(thiazolo[5,4-d]pyrimidin-7-yl)hexahydro-1H-pyrrolo[2,3-c]pyridin-6(2H)-yl)methanone;
 5-((3aR,7aR)-6-(2-(2H-1,2,3-triazol-2-yl)benzoyl)octahydro-1H-pyrrolo[2,3-c]pyridin-1-yl)-2-
- 10 chloroisonicotinonitrile;
 2-(cis-6-(2-(2H-1,2,3-triazol-2-yl)benzoyl)octahydro-1H-pyrrolo[2,3-c]pyridin-1-yl)-3-methylisonicotinonitrile;
 (2-(2H-1,2,3-triazol-2-yl)phenyl)((3aR,7aR)-1-(benzo[d]oxazol-2-yl)hexahydro-1H-pyrrolo[2,3-c]pyridin-6(2H)-yl)methanone;
- 15 4-(dimethylamino)-2-[(3aR,7aR)-6-{2-(2H-1,2,3-triazol-2-yl)phenyl}carbonyl]octahydro-1H-pyrrolo[2,3-c]pyridin-1-yl]pyridine-3-carbonitrile;
 6-chloro-N,N-dimethyl-2-[(3aR,7aR)-6-{2-(2H-1,2,3-triazol-2-yl)phenyl}carbonyl]octahydro-1H-pyrrolo[2,3-c]pyridin-1-yl]pyrimidin-4-amine;
 3-chloro-2-[(3aR,7aR)-6-{2-(2H-1,2,3-triazol-2-yl)phenyl}carbonyl]octahydro-1H-pyrrolo[2,3-
- 20 c]pyridin-1-yl]pyridine-4-carbonitrile;
 (3aR,7aR)-6-{2-(2H-1,2,3-triazol-2-yl)phenyl}carbonyl}-1-[4-(trifluoromethyl)pyridin-2-yl]octahydro-1H-pyrrolo[2,3-c]pyridine;
 (2-(2H-1,2,3-triazol-2-yl)phenyl)((3aR,7aR)-1-(4-methylpyridin-2-yl)hexahydro-1H-pyrrolo[2,3-c]pyridin-6(2H)-yl)methanone;
- 25 4-(ethoxy methyl)-6-methyl-2-[(3aR,7aR)-6-{2-(2H-1,2,3-triazol-2-yl)phenyl}carbonyl]octahydro-1H-pyrrolo[2,3-c]pyridin-1-yl]pyridine-3-carbonitrile;
 (3aR,7aR)-(2-(2H-1,2,3-triazol-2-yl)phenyl)(1-(4-methoxy pyridin-2-yl)hexahydro-1H-pyrrolo[2,3-c]pyridin-6(2H)-yl)methanone;
 (3aR,7aR)-(2-(2H-1,2,3-triazol-2-yl)phenyl)(1-(4-ethoxy pyridin-2-yl)hexahydro-1H-
- 30 pyrrolo[2,3-c]pyridin-6(2H)-yl)methanone;
 5-fluoro-2-[(3aR,7aR)-6-{2-(2H-1,2,3-triazol-2-yl)phenyl}carbonyl]octahydro-1H-pyrrolo[2,3-c]pyridin-1-yl]pyridine-4-carbonitrile;
 3-((3aR,7aR)-6-(2-(2H-1,2,3-triazol-2-yl)benzoyl)octahydro-1H-pyrrolo[2,3-c]pyridin-1-yl)benzonitrile;

- (3aR, 7aR)-(2-(2H-1,2,3-triazol-2-yl)phenyl)(1-(7H-pyrrolo[2,3-d]pyrimidin-4-yl)hexahydro-1H-pyrrolo[2,3-c]pyridin-6(2H)-yl)methanone
5-[(3aR,7aR)-6- { [2-(2H-1,2,3-triazol-2-yl)phenyl]carbonyl } octahydro-1H-pyrrolo[2,3-c]pyridin-1-yl]-1,6-naphthyridine;
- 5 (2-(2H-1,2,3-triazol-2-yl)phenyl)((3aR,7aR)-1-(isoquinolin-1-yl)hexahydro-1H-pyrrolo[2,3-c]pyridin-6(2H)-yl)methanone;
(2-(2H-1,2,3-triazol-2-yl)phenyl)((3aR,7aR)-1-(quinolin-4-yl)hexahydro-1H-pyrrolo[2,3-c]pyridin-6(2H)-yl)methanone;
methyl 2-((3aS,7aR)-6-(2-(2H-1,2,3-triazol-2-yl)benzoyl)octahydro-1H-pyrrolo[2,3-c]pyridin-1-yl)thiazole-4-carboxylate;
- 10 methyl 2-((3aR,7aS)-6-(2-(2H-1,2,3-triazol-2-yl)benzoyl)octahydro-1H-pyrrolo[2,3-c]pyridin-1-yl)-5-methylthiazole-4-carboxylate;
(3aR,7aR)-6-(2-(2H-1,2,3-triazol-2-yl)benzoyl)-1-(pyrazolo[1,5-a]pyrazin-4-yl)octahydro-1H-pyrrolo[2,3-c]pyridin-1-ium;
- 15 (2-(2H-1,2,3-triazol-2-yl)phenyl)((3aR,7aR)-1-(imidazo[1,2-a]pyrazin-8-yl)hexahydro-1H-pyrrolo[2,3-c]pyridin-6(2H)-yl)methanone;
(2-(2H-1,2,3-triazol-2-yl)phenyl)((3aR,7aR)-1-(thieno[2,3-d]pyrimidin-4-yl)hexahydro-1H-pyrrolo[2,3-c]pyridin-6(2H)-yl)methanone;
((3aR,7aR)-1-(1,7-naphthyridin-8-yl)hexahydro-1H-pyrrolo[2,3-c]pyridin-6(2H)-yl)(2-(2H-1,2,3-triazol-2-yl)phenyl)methanone;
- 20 methyl 2-((3aS,7aR)-6-(2-(2H-1,2,3-triazol-2-yl)benzoyl)octahydro-1H-pyrrolo[2,3-c]pyridin-1-yl)thiazole-4-carboxylate;
2-[(3aR,7aR)-6- { [2-(2H-1,2,3-triazol-2-yl)phenyl]carbonyl } octahydro-1H-pyrrolo[2,3-c]pyridin-1-yl]quinoline;
- 25 4-[(3aR,7aR)-6- { [2-(2H-1,2,3-triazol-2-yl)phenyl]carbonyl } octahydro-1H-pyrrolo[2,3-c]pyridin-1-yl]furo[3,4-c]pyridin-1(3H)-one
(3aR,7aR)-1-(6-methylpyrazin-2-yl)-6- { [2-(2H-1,2,3-triazol-2-yl)phenyl]carbonyl } octahydro-1H-pyrrolo[2,3-c]pyridine;
(3aR,7aR)-1-(5,6-dimethylpyrazin-2-yl)-6- { [2-(2H-1,2,3-triazol-2-yl)phenyl]carbonyl } -
- 30 octahydro-1H-pyrrolo[2,3-c]pyridine;
(3aR,7aR)-1-(3,6-dimethylpyrazin-2-yl)-6- { [2-(2H-1,2,3-triazol-2-yl)phenyl]carbonyl } - octahydro-1H-pyrrolo[2,3-c]pyridine;
4-[(3aR,7aR)-6- { [2-(2H-1,2,3-triazol-2-yl)phenyl]carbonyl } octahydro-1H-pyrrolo[2,3-c]pyridin-1-yl]isoquinoline;

- cis-(2-(2H-1,2,3-triazol-2-yl)phenyl)-1-(4-(2-hydroxypropan-2-yl)thiazol-2-yl)hexahydro-1H-pyrrolo[2,3-c]pyridin-6(2H)-yl)methanone;
 (3aR,7aR)-(2-(2H-1,2,3-triazol-2-yl)phenyl)-1-(4-(2-hydroxypropan-2-yl)oxazolo-2-yl)hexahydro-1H-pyrrolo[2,3-c]pyridin-6(2H)-yl)methanone;
- 5 1,1,1-trifluoro-2-{6-[(3aR,7aR)-6-{[2-(2H-1,2,3-triazol-2-yl)phenyl]carbonyl}octahydro-1H-pyrrolo[2,3-c]pyridin-1-yl]pyrazin-2-yl}propan-2-ol;
 2-{3-[(3aR,7aR)-6-{[2-(2H-1,2,3-triazol-2-yl)phenyl]carbonyl}octahydro-1H-pyrrolo[2,3-c]pyridin-1-yl]phenyl}propan-2-ol;
 2-{2-[(3aR,7aR)-6-{[2-(2H-1,2,3-triazol-2-yl)phenyl]carbonyl}octahydro-1H-pyrrolo[2,3-c]pyridin-1-yl]pyridin-4-yl}propan-2-ol;
- 10 2-{2-[(3aR,7aR)-6-{[2-(2H-1,2,3-triazol-2-yl)phenyl]carbonyl}octahydro-1H-pyrrolo[2,3-c]pyridin-1-yl]pyrimidin-5-yl}propan-2-ol;
 2-((3aR,7aR)-6-(2-(2,2-difluoroethoxy)nicotinoyl)octahydro-1H-pyrrolo[2,3-c]pyridin-1-yl)isonicotinonitrile;
- 15 2-((3aS,7aS)-6-(2-(2H-tetrazol-2-yl)benzoyl)octahydro-1H-pyrrolo[2,3-c]pyridin-1-yl)isonicotinonitrile;
 2-((3aS,7aS)-6-(2-(trifluoromethoxy)benzoyl)octahydro-1H-pyrrolo[2,3-c]pyridin-1-yl)isonicotinonitrile;
 2-((3aS,7aS)-6-(3-(pyridin-2-yl)pyrazine-2-carbonyl)octahydro-1H-pyrrolo[2,3-c]pyridin-1-
- 20 yl)isonicotinonitrile;
 2-((3aS,7aS)-6-(2-(1H-pyrazol-1-yl)nicotinoyl)octahydro-1H-pyrrolo[2,3-c]pyridin-1-yl)isonicotinonitrile;
 2-((3aS,7aS)-6-(3-(1H-pyrazol-1-yl)pyrazine-2-carbonyl)octahydro-1H-pyrrolo[2,3-c]pyridin-1-yl)isonicotinonitrile;
- 25 2-((3aR,7aR)-6-(2-ethoxybenzoyl)octahydro-1H-pyrrolo[2,3-c]pyridin-1-yl)isonicotinonitrile;
 2-((3aR,7aR)-6-(2-propylbenzoyl)octahydro-1H-pyrrolo[2,3-c]pyridin-1-yl)isonicotinonitrile;
 2-((3aR,7aR)-6-(2-(2,2,2-trifluoroethyl)benzoyl)octahydro-1H-pyrrolo[2,3-c]pyridin-1-yl)isonicotinonitrile;
 2-((3aR,7aR)-6-(4-fluoro-2-(2H-1,2,3-triazol-2-yl)benzoyl)octahydro-1H-pyrrolo[2,3-c]pyridin-
- 30 1-yl)isonicotinonitrile;
 2-((3aR,7aR)-6-(2-phenylnicotinoyl)octahydro-1H-pyrrolo[2,3-c]pyridin-1-yl)isonicotinonitrile;
 2-{(3aR,7aR)-6-[(2-ethoxypyridin-3-yl)carbonyl]octahydro-1H-pyrrolo[2,3-c]pyridin-1-yl}pyridine-4-carbonitrile;

- 2-[(3aR,7aR)-6-{[2-(2,2,2-trifluoroethoxy)pyridin-3-yl]carbonyl}octahydro-1H-pyrrolo[2,3-c]pyridin-1-yl]pyridine-4-carbonitrile;
- 2-[(3aR,7aR)-6-{[2-(2,2-difluoroethyl)phenyl]carbonyl}octahydro-1H-pyrrolo[2,3-c]pyridin-1-yl]pyridine-4-carbonitrile;
- 5 2-[(3aR,7aR)-6-{[2-(2,2,2-trifluoroethoxy)phenyl]carbonyl}octahydro-1H-pyrrolo[2,3-c]pyridin-1-yl]pyridine-4-carbonitrile;
- 2-[(3aR,7aR)-6-{[2-(2,2-difluoroethoxy)phenyl]carbonyl}octahydro-1H-pyrrolo[2,3-c]pyridin-1-yl]pyridine-4-carbonitrile;
- 2-[(3aR,7aR)-6-{[2-(2,2,2-trifluoroethyl)pyridin-3-yl]carbonyl}octahydro-1H-pyrrolo[2,3-c]pyridin-1-yl]pyridine-4-carbonitrile;
- 10 c]pyridin-1-yl]pyridine-4-carbonitrile;
- 2-[(3aR,7aR)-6-{[2-(2-cyclopropylphenyl)carbonyl]octahydro-1H-pyrrolo[2,3-c]pyridin-1-yl}pyridine-4-carbonitrile;
- 2-[(3aR,7aR)-6-{[2-(2-cyclopropyl-6-methoxy pyridin-3-yl)carbonyl]octahydro-1H-pyrrolo[2,3-c]pyridin-1-yl}pyridine-4-carbonitrile;
- 15 2-[(3aR,7aR)-6-{[2-(1H-pyrazol-1-yl)phenyl]carbonyl}octahydro-1H-pyrrolo[2,3-c]pyridin-1-yl]pyridine-4-carbonitrile;
- 2-[(3aR,7aR)-6-{[2-(2-cyclobutylphenyl)carbonyl]octahydro-1H-pyrrolo[2,3-c]pyridin-1-yl}pyridine-4-carbonitrile;
- 2-[(3aR,7aR)-6-{[2-(2-pyrrolidin-1-yl)phenyl]carbonyl}octahydro-1H-pyrrolo[2,3-c]pyridin-1-yl}pyridine-4-carbonitrile;
- 20 2-[(3aR,7aR)-6-{[2-(3-pyrrolidin-1-ylpyrazin-2-yl)carbonyl]octahydro-1H-pyrrolo[2,3-c]pyridin-1-yl}pyridine-4-carbonitrile;
- 2-[(3aR,7aR)-6-{[2-(3-phenylpyridin-2-yl)carbonyl]octahydro-1H-pyrrolo[2,3-c]pyridin-1-yl}pyridine-4-carbonitrile;
- 25 2-[(3aR,7aR)-6-{[2-(1-methylethoxy)pyridin-3-yl]carbonyl}octahydro-1H-pyrrolo[2,3-c]pyridin-1-yl]pyridine-4-carbonitrile;
- 2-[(3aR,7aR)-6-{[3-(2H-1,2,3-triazol-2-yl)pyridin-2-yl]carbonyl}octahydro-1H-pyrrolo[2,3-c]pyridin-1-yl]pyridine-4-carbonitrile;
- 2-[(3aR,7aR)-6-{[2-(difluoromethoxy)phenyl]carbonyl}octahydro-1H-pyrrolo[2,3-c]pyridin-1-yl]pyridine-4-carbonitrile;
- 30 2-[(3aR,7aR)-6-{[2-(2,2-difluorocyclopropyl)phenyl]carbonyl}octahydro-1H-pyrrolo[2,3-c]pyridin-1-yl]pyridine-4-carbonitrile;
- 2-[(3aR,7aR)-6-{[2-(2-pyrimidin-2-yl)phenyl]carbonyl}octahydro-1H-pyrrolo[2,3-c]pyridin-1-yl}pyridine-4-carbonitrile;

2-((3aR,7aR)-6-(2-(2H-1,2,3-triazol-2-yl)benzoyl)octahydro-1H-pyrrolo[2,3-c]pyridin-1-yl)isonicotinamide;

2-((3aR,5S,7aR)-6-(2-(2H-1,2,3-triazol-2-yl)benzoyl)-5-(hydroxymethyl)octahydro-1H-pyrrolo[2,3-c]pyridin-1-yl)isonicotinonitrile;

5 2-((3aR,5R,7aR)-6-(2-(2H-1,2,3-triazol-2-yl)benzoyl)-5-(hydroxymethyl)octahydro-1H-pyrrolo[2,3-c]pyridin-1-yl)isonicotinonitrile; and

2-(6-(2-(2H-1,2,3-triazol-2-yl)benzoyl)-5-methyloctahydro-1H-pyrrolo[2,3-c]pyridin-1-yl)isonicotinonitrile;

or a pharmaceutically acceptable salt thereof.

10

11. A pharmaceutical composition which comprises an inert carrier and a compound of any of Claims 1-10 or a pharmaceutically acceptable salt thereof.

12. A compound of any of Claims 1-10 or a pharmaceutically acceptable salt
15 thereof for use in therapy.

13. A compound of any of Claims 1-10, or a pharmaceutically acceptable salt thereof, for use in the treatment or prevention of a sleep disorder.

14. A method for enhancing the quality of sleep in a mammalian subject which
20 comprises administering to the patient an effective amount of the compound of any of Claims 1-10 or a pharmaceutically acceptable salt thereof.

15. A method for treating insomnia in a mammalian subject which comprises
25 administering to the patient an effective amount of the compound of any of Claims 1-10 or a pharmaceutically acceptable salt thereof.

16. A method for treating or controlling obesity in a mammalian subject which
30 comprises administering to the patient an effective amount of the compound of any of Claims 1-10 or a pharmaceutically acceptable salt thereof.