

(19) World Intellectual Property
Organization
International Bureau



(43) International Publication Date
29 July 2004 (29.07.2004)

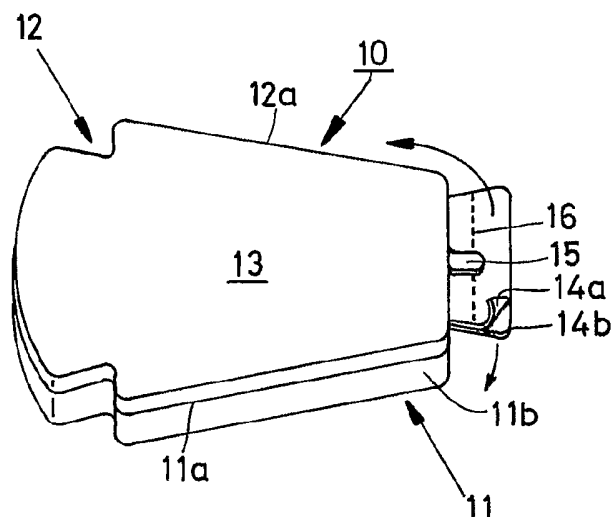
PCT

(10) International Publication Number
WO 2004/063048 A1

- (51) International Patent Classification⁷: **B65D 75/58**
- (21) International Application Number:
PCT/NL2004/000008
- (22) International Filing Date: 8 January 2004 (08.01.2004)
- (25) Filing Language: Dutch
- (26) Publication Language: English
- (30) Priority Data:
1022368 13 January 2003 (13.01.2003) NL
- (71) Applicant (for all designated States except US): **H.J. HEINZ HOLDING B.V.** [NL/NL]; Stationsstraat 50, NL-6662 BC Elst (NL).
- (72) Inventor; and
- (75) Inventor/Applicant (for US only): **VAN PUIJEN-BROEK, Alexander, Josephus, Maricus** [NL/NL]; Vijverberg 19, NL-5223 ZP Den Bosch (NL).
- (74) Agents: **DOHMEN, Johannes, Maria, Gerardus** et al.; Algemeen Octrooi- en Merkenbureau, P.O. Box 645, NL-5600 AP Eindhoven (NL).
- (81) Designated States (unless otherwise indicated, for every kind of national protection available): AE, AG, AL, AM, AT, AU, AZ, BA, BB, BG, BR, BW, BY, BZ, CA, CH, CN, CO, CR, CU, CZ, DE, DK, DM, DZ, EC, EE, EG, ES, FI, GB, GD, GE, GH, GM, HR, HU, ID, IL, IN, IS, JP, KE, KG, KP, KR, KZ, LC, LK, LR, LS, LT, LU, LV, MA, MD, MG, MK, MN, MW, MX, MZ, NA, NI, NO, NZ, OM, PG, PH, PL, PT, RO, RU, SC, SD, SE, SG, SK, SL, SY, TJ, TM, TN, TR, TT, TZ, UA, UG, US, UZ, VC, VN, YU, ZA, ZM, ZW.
- (84) Designated States (unless otherwise indicated, for every kind of regional protection available): ARIPO (BW, GH, GM, KE, LS, MW, MZ, SD, SL, SZ, TZ, UG, ZM, ZW), Eurasian (AM, AZ, BY, KG, KZ, MD, RU, TJ, TM), European (AT, BE, BG, CH, CY, CZ, DE, DK, EE, ES, FI, FR, GB, GR, HU, IE, IT, LU, MC, NL, PT, RO, SE, SI, SK, TR), OAPI (BF, BJ, CF, CG, CI, CM, GA, GN, GQ, GW, ML, MR, NE, SN, TD, TG).

[Continued on next page]

(54) Title: PACKAGE



(57) Abstract: The invention relates to a package (10) suitable for containing a perishable product, comprising a first shell element (11) provided with an upright circumferential edge (11a) and a central portion (13) for accommodating said perishable product, as well as a closure element (12) provided with a circumferential edge (12a) which closure element is placed with its circumferential edge on the upright circumferential edge of said first shell element in an adhering and closing manner and wherein said closure element is provided at its circumferential edge with a protruding lip (14a), which lip does not adhere to the circumferential edge of said first shell element, for the purpose of peeling off said closure element from said first element. Near said lip the two circumferential edges are provided with a closed channel (15) being in communication with said central portion, and wherein at least one of said circumferential edges is provided with a fracture line (16) extending substantially perpendicularly to said channel.

WO 2004/063048 A1



Published:

- *with international search report*
- *before the expiration of the time limit for amending the claims and to be republished in the event of receipt of amendments*

For two-letter codes and other abbreviations, refer to the "Guidance Notes on Codes and Abbreviations" appearing at the beginning of each regular issue of the PCT Gazette.

Package.

DESCRIPTION

5 The invention relates to a package suitable for containing a perishable product, comprising a first shell element provided with an upright circumferential edge and a central portion for accommodating said perishable product, as well as a closure element provided with a circumferential edge, which closure element is placed with its circumferential edge on the upright circumferential edge of said first shell element in an adhering and closing manner and wherein said closure element is provided at its circumferential edge with a protruding lip, which lip does not adhere to the circumferential edge of said first shell element, for the purpose of peeling off said closure element from said first element.

15 Such a package is generally known, it is used for packaging products or substances, more in particular for perishable products or substances, such as foodstuffs. More specifically, such packages are used for packaging perishable foodstuffs in the form of a liquid or a gel-like substance, such as milk or yoghurt products, sweet products such as honey, jam, peanut butter, chocolate spread etc etc. Such packages are gaining in popularity these days, and consequently they are increasingly used as one-person packages.

25 One drawback of the one-person package that is currently known is the fact that the product present in the package must be directly consumed once the package has been opened or the closure element has been peeled off. The fact is that the package as referred to in the introduction cannot be considered to be a reclosable package.

30 The object of the invention is to provide a more versatile package as referred to in the introduction, which new package is more multifunctional and which can furthermore be used in various ways by the user.

According to the invention, the package is to that end characterized in that near said lip the two circumferential edges are provided with a closed channel being in communication with said central portion, and wherein at least one of said circumferential edges is provided with a fracture line extending substantially perpendicularly to said channel. An additional use is created with this package according to the invention, viz. metering the product present in the central portion of the package via the channel. The channel functions as a metering opening. The metering channel is opened by tearing off the foil material along the fracture line, and a package is realised which, in addition to the serving function (viz. the peeling off of the closure element from the first shell element) also has a metering function.

In a special embodiment, the package according to the invention is characterized in that at least one of the circumferential edges is provided with at least one notch near the fracture line. The circumferential edge may be provided with a notch on either side of the fracture line, in which case the notch terminates at a position close to the channel. With this embodiment of a package according to the invention, which features a notch near the fracture line and the channel, a simple turning movement will cause the foil material to be locally torn and the channel to be opened, thus creating a package provided with a metering opening.

The two different functions render the package according to the invention more versatile in use.

In another embodiment, the closure element is embodied as a flat element lying in the plane of the circumferential edge.

In another embodiment, the closure element is embodied as a second element having an upright circumferential edge and a central portion. Preferably, said first and said second shell element are identical. In yet another advantageous embodiment of the package according to the invention, the closure element and the first shell

element are made of the same material. Said parts may also be made of different materials, however.

The invention will now be explained in more detail with reference to the drawing, in which:

5 Figures 1a-1b show a first embodiment of a package according to the present invention; and

Figure 2 shows another embodiment of a package according to the present invention.

10 The package 10 that is shown in Figures 1a and 1b is made up of a first shell element 11 provided with upright edges 11b, which forms a circumferential edge 11a. The package 10 is furthermore provided with a closure element 12, which is likewise provided with a circumferential edge 12a which, on account of its adhesive property, can be removably yet sealingly placed on the circumferential edge 11a. As a
15 result, the central portion 13 thus formed by the first shell element 11 and the product contained therein can be sealed.

20 The package according to the invention is in particular suitable for containing a certain amount of a foodstuff, such as milk or yoghurt products, but also liquids or suspension-like foodstuffs such as mayonnaise , ketchup, jam, peanut butter, etc etc. However, the package according to the invention is also suitable for containing a certain amount of a body care product, such as soap, shampoo, hair conditioner, cosmetics, etc etc.

25 The closure element 12 is provided, in a manner which is known per se, with a projecting lip 14a near the circumferential edge 12a, which a user can pull up with his hand in a known manner, so that the closure element 12 can be peeled off the circumferential edge 11a of the upright edge 11b of the first shell element 11 by its circumferential edge 12a. In this known manner the package 10 is opened in its entirety
30 and the amount of product contained in the central portion 13 becomes available for being used or consumed by the user.

One problem of this currently known package, which may be embodied as a cup for coffee cream, is the fact that the amount of product contained in the package 10 must be consumed directly and cannot be stored for a prolonged period of time once the package 10 has been opened. Consequently, there is a need for a package which on the one hand provides a possibility of opening the package completely, as is the case with the package that is presently known, but which on the other hand also provides a possibility of storing the products contained in the package 10 for some time once the package has been opened, without the risk of spillage or rapid decay.

The embodiment of the package 10 that is disclosed in Figures 1a and 1b is to that end characterized in that the package 10 is provided with a channel 15 near the circumferential edge 11a-12b, which channel 15 is formed by the two lips 14a and 14b of the closure element 12 and the first shell element 11, respectively, which are arranged one on top of the other. The channel 15 that is thus formed by the lips 14a-14b arranged one on top of the other is fully enclosed by the material of the lips 14a-14b and opens into the central portion 13 in which the liquid or suspension-like product is contained near the position that is indicated by numeral 15a in the Figure. Furthermore, the lip 14a, and more in particular also the lip 14b of the first shell element 11 is provided with a fracture line 16, which fracture line 16 extends perpendicularly to the channel 15. The fracture line 16 may be formed by making a small cut in the material of the lip 14a.

Thus it is possible for the user on the one hand to pull the lip 14a up and peel the closure element 12 off the circumferential edge 11a of the first shell element 11, but in addition it is possible to bend the lip 14a (and possibly the lip 14b) back a few times along the fracture line 16, until the lip 14a (and 14b) breaks off due to material fatigue, so that the channel 15 is opened and an outflow opening is thus formed.

The user can thus meter the product contained in the central portion (a foodstuff or a cosmetic product) via the outflow opening formed by the channel (which is open now) by pressing on the first shell element 11 and the closure element 12.

5 The present package 10 is in particular very suitable for packaging mayonnaise or ketchup products, for example, and the package is opened by peeling off the closure element 12, thus forming a fully open package 10, or a closed package 10 having a small metering opening 15 is formed by breaking off the lip 14a (and possibly the lip 14b).

10 In Figure 2 another embodiment of the present invention is shown, in which like parts are indicated by identical numerals.

As in Figure 1, both the first shell element and the closure element 12 are provided with overlapping lips 14a-14b, which form a channel 15, which channel opens into the central portion 13 of the package 10 at the position indicated at 15a. Both the lip 14a of the closure element 12 and the lip 14b of the first shell element 11 are provided with a fracture line 16 extending perpendicularly to the channel 15 in this embodiment. Furthermore, the two lips 14a-14b are each provided with a notch 17a and 17b, respectively, which notches terminate close to the channel 15.

20 The user can now turn or break off the lips 14a-14b along the fracture line 16 by turning or twisting the two lips 14a-14b about the elongate axis 18 formed by the channel 15, thus creating an open aperture 15 that functions as a metering opening.

25 This embodiment, too, provides a multifunctional package 10 according to the invention, which, in addition to the known possibility of being opened by peeling off the shell element 12, also provides a metering function.

30 In one possible embodiment, the closure element 12 may be embodied as a flat element lying in the plane of the circumferential edge 12a, whilst in another embodiment the closure element 12 may be embodied

as a second shell element having an upright circumferential edge 12a as well as a central portion 19 as shown in Figure 2b. Said first and said second shell element 11 and 12 may be identical. Although it is possible to use different materials for the first shell element 11 and the closure element 12, the two elements are preferably made of the same material. This results in a strong as well as uniform package 10, which in addition provides a certain degree of rigidity when used for metering the product contained in the package 10, the more so because the package 10 can be squeezed empty by the user when metering the product.

CLAIMS

1. A package suitable for containing a perishable product, comprising a first shell element provided with an upright circumferential edge and a central portion for accommodating said perishable product, as well as a closure element provided with a circumferential edge, which closure element is placed with its circumferential edge on the upright circumferential edge of said first shell element in an adhering and closing manner and wherein said closure element is provided at its circumferential edge with a protruding lip, which lip does not adhere to the circumferential edge of said first shell element, for the purpose of peeling off said closure element from said first element, **characterized in that** near said lip the two circumferential edges are provided with a closed channel being in communication with said central portion, and wherein at least one of said circumferential edges is provided with a fracture line extending substantially perpendicularly to said channel.
2. A package according to claim 1, **characterized in that** at least one of the circumferential edges is provided with at least one notch near said fracture line.
3. A package according to claim 2, **characterized in that** said circumferential edge is provided with a notch on either side of said fracture line.
4. A package according to claim 2 or 3, **characterized in that** said notch terminates at a point close to said channel.
5. A package according to one or more of the claims 1-4, **characterized in that** the closure element is embodied as a flat element lying in the plane of the circumferential edge.
6. A package according to one or more of the claims 1-4, **characterized in that** said closure element is embodied as a second element having an upright circumferential edge and a central portion.
7. A package according to one or more of the preceding claims,

characterized in that said closure element and said first element are made of the same material.

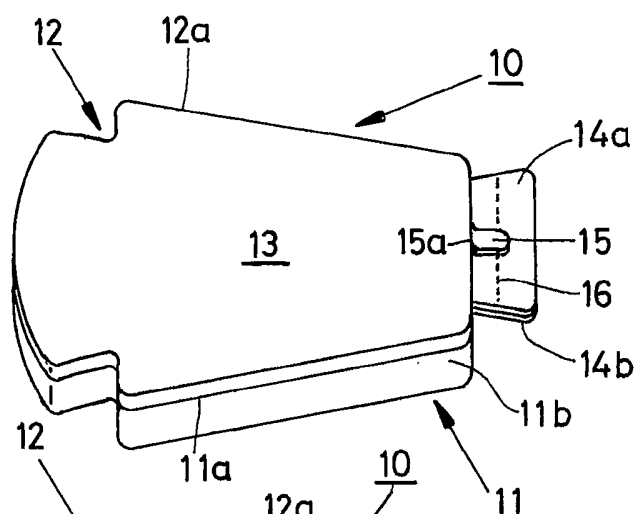


FIG. 1a

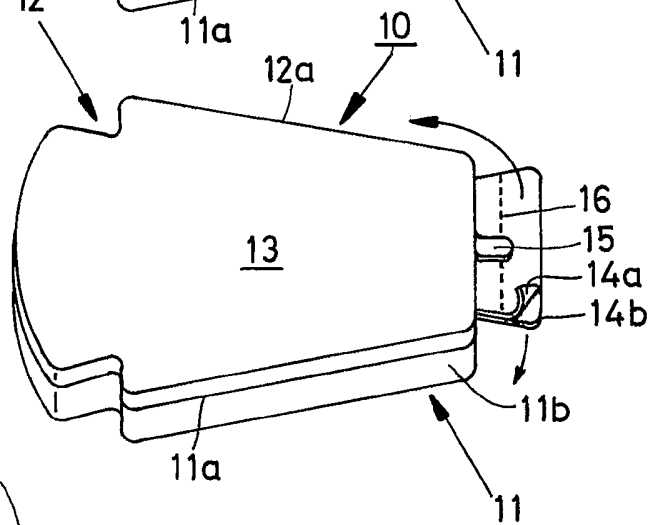


FIG. 1b

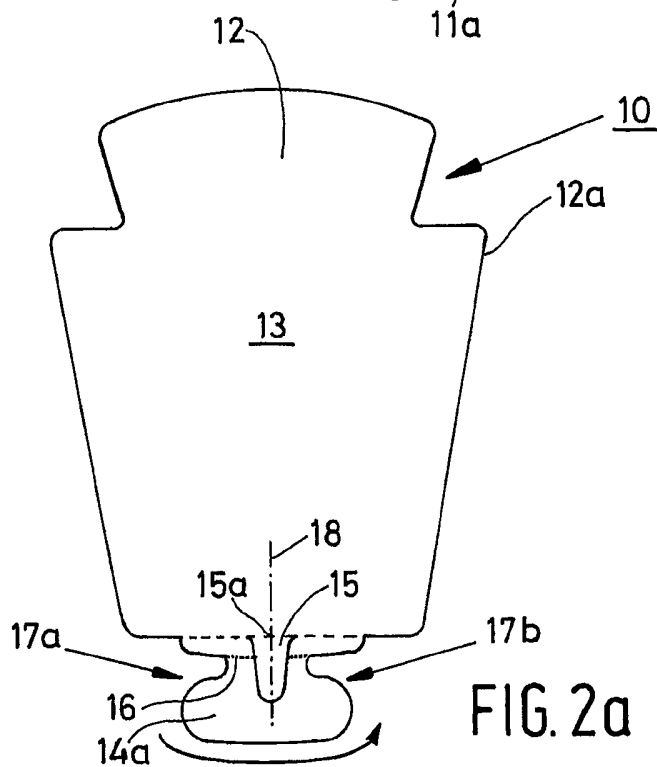


FIG. 2a

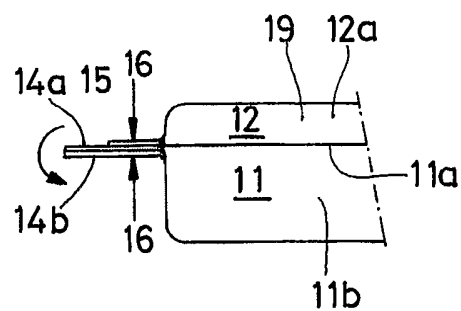


FIG. 2b

INTERNATIONAL SEARCH REPORT

PCT/NL2004/000008

A. CLASSIFICATION OF SUBJECT MATTER
IPC 7 B65D75/58

According to International Patent Classification (IPC) or to both national classification and IPC

B. FIELDS SEARCHED

Minimum documentation searched (classification system followed by classification symbols)

IPC 7 B65D

Documentation searched other than minimum documentation to the extent that such documents are included in the fields searched

Electronic data base consulted during the international search (name of data base and, where practical, search terms used)

EPO-Internal

C. DOCUMENTS CONSIDERED TO BE RELEVANT

Category °	Citation of document, with indication, where appropriate, of the relevant passages	Relevant to claim No.
X	FR 2 801 570 A (JACQUOT) 1 June 2001 (2001-06-01)	1-3,5-7
Y	page 2, line 12 - line 31 page 3, line 12 - line 18; figures 1-4	4
Y	US 4 717 046 A (BROGLI WERNER F) 5 January 1988 (1988-01-05) figure 1	4
A	US 5 529 224 A (TANIGUCHI TATSUYA ET AL) 25 June 1996 (1996-06-25) column 5, line 3 - line 16 column 9, line 31 - line 40; figures 20,21	2-4
A	WO 97/28054 A (REDMOND SANFORD) 7 August 1997 (1997-08-07) abstract; figures 1,1A,1B,2,2D	

 Further documents are listed in the continuation of box C. Patent family members are listed in annex.

° Special categories of cited documents :

- *A* document defining the general state of the art which is not considered to be of particular relevance
- *E* earlier document but published on or after the international filing date
- *L* document which may throw doubts on priority claim(s) or which is cited to establish the publication date of another citation or other special reason (as specified)
- *O* document referring to an oral disclosure, use, exhibition or other means
- *P* document published prior to the international filing date but later than the priority date claimed

- *T* later document published after the international filing date or priority date and not in conflict with the application but cited to understand the principle or theory underlying the invention
- *X* document of particular relevance; the claimed invention cannot be considered novel or cannot be considered to involve an inventive step when the document is taken alone
- *Y* document of particular relevance; the claimed invention cannot be considered to involve an inventive step when the document is combined with one or more other such documents, such combination being obvious to a person skilled in the art.
- * & * document member of the same patent family

Date of the actual completion of the international search

13 May 2004

Date of mailing of the international search report

02/06/2004

Name and mailing address of the ISA

European Patent Office, P.B. 5818 Patentlaan 2
 NL - 2280 HV Rijswijk
 Tel. (+31-70) 340-2040, Tx. 31 651 epo nl,
 Fax: (+31-70) 340-3016

Authorized officer

Mans-Kamerbeek, M

INTERNATIONAL SEARCH REPORT

PCT/NL2004/000008

Patent document cited in search report		Publication date	Patent family member(s)	Publication date
FR 2801570	A	01-06-2001	FR 2801570 A1	01-06-2001
US 4717046	A	05-01-1988	DE 3526112 A1	29-01-1987
			DE 3665558 D1	19-10-1989
			EP 0209739 A2	28-01-1987
			JP 2001701 C	20-12-1995
			JP 7035172 B	19-04-1995
			JP 62028349 A	06-02-1987
US 5529224	A	25-06-1996	AU 682215 B2	25-09-1997
			AU 7732994 A	23-05-1995
			BR 9407950 A	26-11-1996
			CA 2175334 A1	11-05-1995
			CN 1146417 A ,B	02-04-1997
			CZ 9601163 A3	12-02-1997
			DE 69415173 D1	21-01-1999
			DE 69415173 T2	08-07-1999
			DK 726863 T3	16-08-1999
			EP 0726863 A1	21-08-1996
			ES 2125489 T3	01-03-1999
			HK 1013055 A1	23-06-2000
			HU 73878 A2	28-10-1996
			JP 8002553 A	09-01-1996
			WO 9512531 A1	11-05-1995
			US 5996845 A	07-12-1999
			ZA 9408550 A	26-06-1995
WO 9728054	A	07-08-1997	AP 846 A	08-06-2000
			AT 254072 T	15-11-2003
			AU 726529 B2	09-11-2000
			AU 2250597 A	22-08-1997
			BR 9707323 A	28-12-1999
			CA 2243660 A1	07-08-1997
			CN 1210497 A ,B	10-03-1999
			DE 69726155 D1	18-12-2003
			EA 552 B1	28-10-1999
			EP 0918697 A1	02-06-1999
			HK 1019431 A1	15-02-2002
			IL 125543 A	19-03-2001
			JP 2002502341 T	22-01-2002
			NZ 331125 A	28-01-2000
			PL 328014 A1	04-01-1999
			SK 103098 A3	11-01-1999
			TR 9801476 T2	21-05-1999
			WO 9728054 A1	07-08-1997
			US 6085942 A	11-07-2000
			AU 728169 B2	04-01-2001
			NZ 331128 A	27-03-2000
			TR 9801435 T2	21-05-1999
			US 6062413 A	16-05-2000