



US00D735167S

(12) **United States Design Patent**
Buch et al.

(10) **Patent No.:** **US D735,167 S**

(45) **Date of Patent:** **** Jul. 28, 2015**

(54) **REMOTE CONTROL UNIT**

(71) Applicant: **Cisco Technology Inc.**, San Jose, CA (US)

(72) Inventors: **Thorsten Buch**, Munich (DE);
Christian Olufemi, Munich (DE)

(73) Assignee: **CISCO TECHNOLOGY INC.**, San Jose, CA (US)

(**) Term: **14 Years**

(21) Appl. No.: **29/472,643**

(22) Filed: **Nov. 14, 2013**

(51) **LOC (10) Cl.** **14-03**

(52) **U.S. Cl.**

USPC **D14/218**

(58) **Field of Classification Search**

USPC D14/174, 217-218; D13/162-164, 168;
348/211.99, 14.05, 114; 341/176;
455/575.1

CPC G08C 23/04; H04M 1/72522
See application file for complete search history.

(56) **References Cited**

U.S. PATENT DOCUMENTS

D271,201 S	11/1983	Nordberg	
D310,219 S *	8/1990	Carlile	D14/159
D331,760 S	12/1992	Renk, Jr.	
D357,920 S *	5/1995	Davis	D14/218
D365,100 S *	12/1995	Farinelli et al.	D14/218
5,481,256 A	1/1996	Darbee et al.	
D381,992 S	8/1997	Nakamura et al.	
D386,185 S	11/1997	Cho	
D398,310 S	9/1998	Barhold et al.	
D430,556 S	9/2000	Takahashi et al.	
D432,525 S	10/2000	Beecroft	
D436,588 S	1/2001	Nakayama et al.	
D450,662 S *	11/2001	Kwok	D13/168
D515,041 S *	2/2006	Yun et al.	D13/168
D528,511 S *	9/2006	Li	D13/168

D531,137 S	10/2006	Wu	
D532,777 S *	11/2006	Yu et al.	D14/218
D548,727 S *	8/2007	Sagawa et al.	D14/218
D550,212 S *	9/2007	Hakoda	D14/218
D551,659 S *	9/2007	Shih et al.	D14/218

(Continued)

FOREIGN PATENT DOCUMENTS

CA	116616	8/2007
CN	300815915	* 8/2008

(Continued)

OTHER PUBLICATIONS

Remote Cisco 845DVB, page modification date Nov. 5, 2010, online, site visited Apr. 17, 2015, http://www.digitalekabeltelevisie.nl/decoder/cisco_8455dvb/afstandsbediening.shtml.*

(Continued)

Primary Examiner — John Windmuller

Assistant Examiner — John R Yeh

(74) *Attorney, Agent, or Firm* — Husch Blackwell LLP

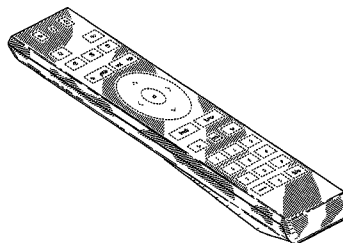
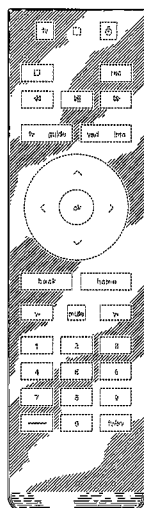
(57) **CLAIM**

The ornamental design for a remote control unit, as shown and described.

DESCRIPTION

FIG. 1 is a front view of a remote control unit showing the new design;
FIG. 2 is a rear view thereof;
FIG. 3 is a left side view thereof, the right side view being a mirror image of the left side view;
FIG. 4 is a bottom view thereof;
FIG. 5 is a top view thereof; and,
FIG. 6 is a perspective view of the front, right side and bottom thereof.
The broken lines in the figures illustrate unclaimed environment and form no part of the claimed design.

1 Claim, 5 Drawing Sheets



(56)

References Cited

U.S. PATENT DOCUMENTS

D552,600 S * 10/2007 Oota D14/218
 D554,079 S 10/2007 Obata
 D555,107 S * 11/2007 Choi et al. D13/168
 D557,666 S 12/2007 Schröter
 D567,804 S * 4/2008 Yan D14/218
 D578,967 S 10/2008 Kumano
 7,463,312 B2 * 12/2008 Sata et al. 348/734
 D587,689 S 3/2009 Hwang et al.
 D589,502 S * 3/2009 Miyata et al. D14/247
 D607,846 S 1/2010 Daniels
 D609,222 S * 2/2010 Shin D14/218
 D611,433 S * 3/2010 Tang et al. D13/168
 D614,607 S 4/2010 Kamegi
 D628,982 S 12/2010 Tellier
 D630,188 S 1/2011 Daniels
 D634,726 S * 3/2011 Harden et al. D14/147
 D639,278 S 6/2011 Chai et al.
 D642,543 S * 8/2011 Lee et al. D13/168
 D653,221 S * 1/2012 Kashimoto D13/168
 D653,240 S 1/2012 Wakata
 D654,055 S * 2/2012 Won et al. D14/218
 D665,779 S 8/2012 Olufemi et al.
 D670,679 S * 11/2012 Choi et al. D14/218
 D673,139 S * 12/2012 Choi et al. D14/218
 D679,266 S 4/2013 Shin et al.
 D697,055 S 1/2014 McManigal
 D700,169 S * 2/2014 Peh D14/218
 D714,740 S 10/2014 Corsini et al.
 D723,178 S * 2/2015 Chen D24/215

FOREIGN PATENT DOCUMENTS

CN 302010495 * 7/2012
 CN 302630771 11/2013

EM 001793209-0001 12/2010
 EM 002000976-0002 3/2012
 JP D1326581 * 4/2008
 JP 01335038 7/2008
 JP D1384971 * 4/2010
 RU 00076071 * 9/2010
 RU 00077023 * 12/2010
 WO DM/072993 9/2009

OTHER PUBLICATIONS

RC: Sony RM-VL600 Remote Control Review, wayback date Jan 21, 2007, online, <http://web.archive.org/web/20070121202952/http://www.remotecentral.com/vl600/index.html>, [site visited Oct. 9, 2014 3:32:22 PM].*

Cisco Tandberg Edge 95 MXP Full Video Conferencing System HD Telepresence 3, website copyright 2013, online, site visited Apr. 17, 2015, <http://www.itinstock.com/cisco-tandberg-edge-95-mxp-full-video-conferencing-system-hd-telepresence-3-10807-p.asp>.*

Amazon.com: Insignia NS-RCO2A-12 Remote: Electronics, review date Nov. 2, 2012, online, site visited Apr. 17, 2015, http://www.amazon.com/VIZIO-Insignia-NS-RCO2A-12-Remote/dp/B007V5YV8E/ref=sr_l_35?ie=UTF8&qid=1429312094&sr=8-35&keywords=insigni....*

“Telecommande Philips CRP996510046466” (Dec. 22, 2013).

“Telecommande Philips RC4706/01” (2013).

Hy-Tek Big Button Universal Remote Control, and 50 similar items, Announced Apr. 20, 2013, [Site Visited Oct. 14, 2014], Hy-Tek Big Button Universal Remote Control, and 50 similar items.

Rosewill RRC-126 Windows 7 Certified Media Center Infrared Remote Control with Netflix Function, Announced May 16, 2007, [Site Visited Oct. 14, 2014], [http://www.rosewill.com/products/1457/Product_Detail_Overview.htm#/Mgnt/Uploads/ImagesForProduct/ImgPrd-1457-Cm\[994416c0d2e3429ca058a62ad1d42fb6\].jpg](http://www.rosewill.com/products/1457/Product_Detail_Overview.htm#/Mgnt/Uploads/ImagesForProduct/ImgPrd-1457-Cm[994416c0d2e3429ca058a62ad1d42fb6].jpg).

* cited by examiner

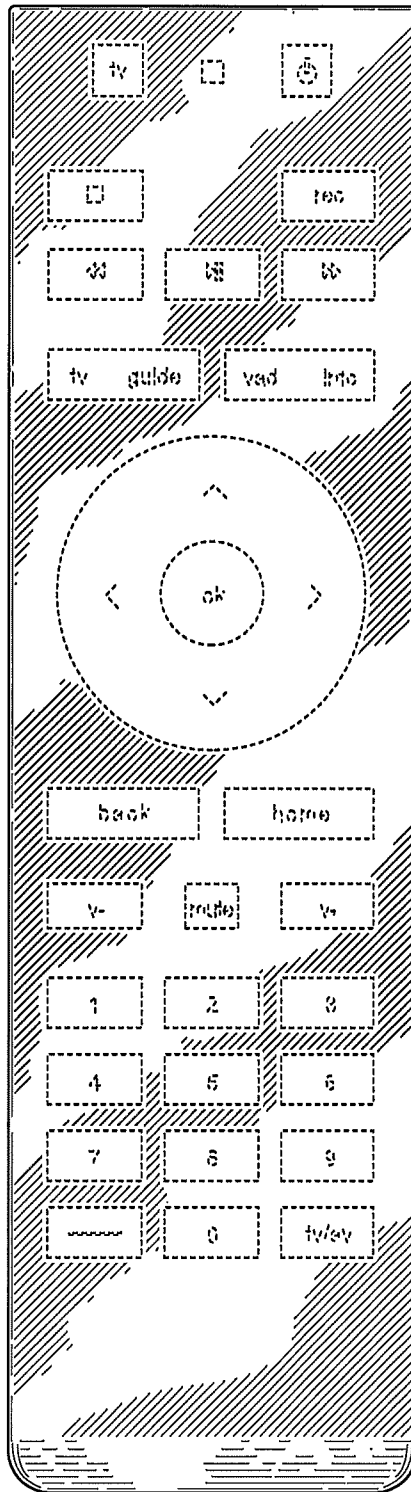


Fig. 1

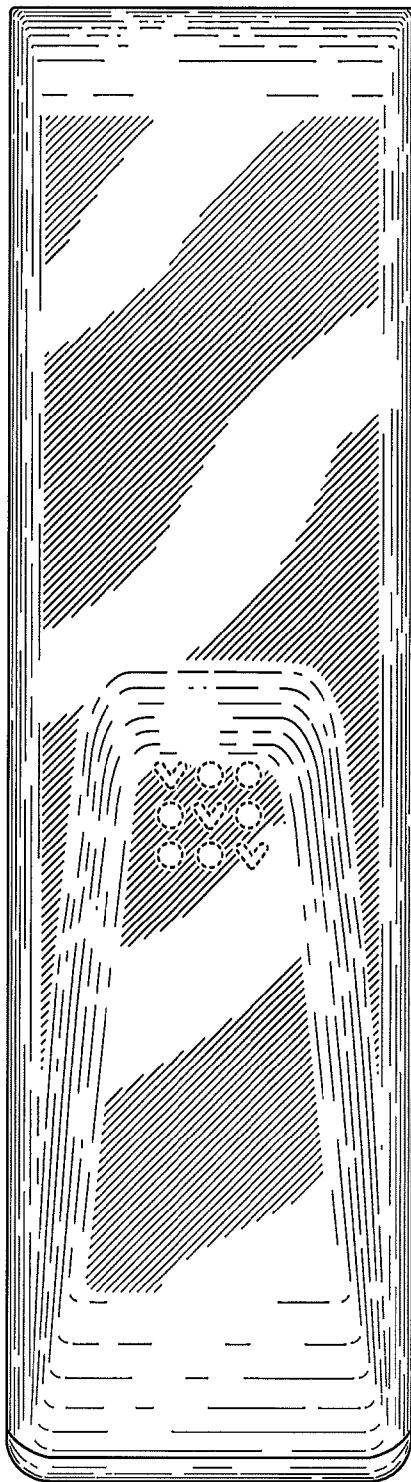


Fig. 2

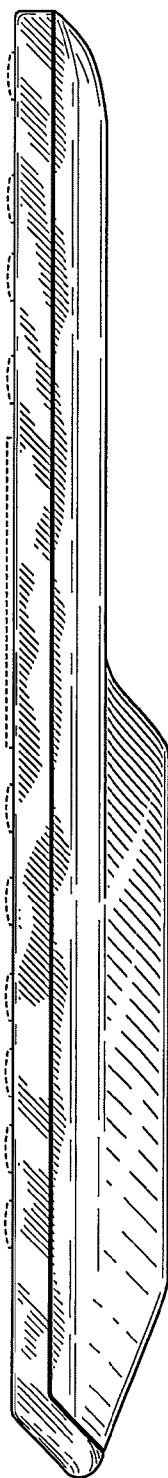


Fig. 3




Fig. 4



Fig. 5

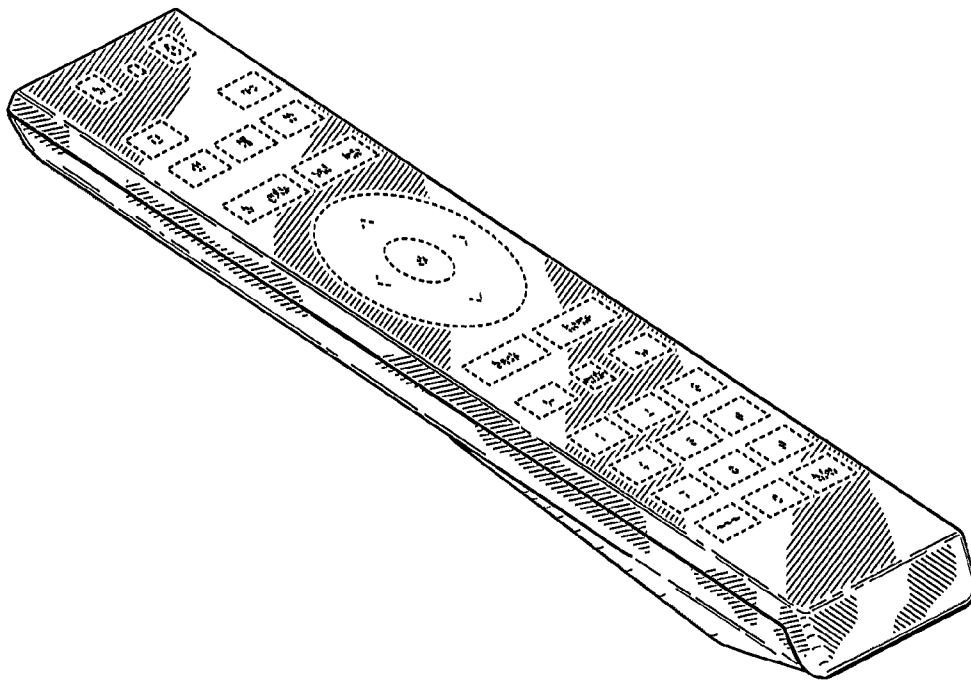


Fig. 6