



US00D574367S

(12) **United States Design Patent**
Jaakkola et al.

(10) **Patent No.:** **US D574,367 S**

(45) **Date of Patent:** **** Aug. 5, 2008**

(54) **HEADSET**

(75) Inventors: **Mikael Jaakkola**, Turku (FI); **Sami Lehtovaara**, Masku (FI)

(73) Assignee: **Nokia Corporation** (FI)

(**) Term: **14 Years**

(21) Appl. No.: **29/283,230**

(22) Filed: **Aug. 8, 2007**

(30) **Foreign Application Priority Data**

Feb. 9, 2007 (FI) M20070033

(51) **LOC (8) Cl.** **14-01**

(52) **U.S. Cl.** **D14/223; D14/205**

(58) **Field of Classification Search** D14/205,
D14/206, 223; 379/430, 433.01, 433.04,
379/433.03, 420.04; 381/381, 378, 379,
381/374, 377, 370; 455/575.1, 575.2

See application file for complete search history.

(56) **References Cited**

U.S. PATENT DOCUMENTS

6,760,458 B1 * 7/2004 Bogeskov-Jensen et al. 381/370
D529,021 S * 9/2006 Jensen et al. D14/223
D553,613 S * 10/2007 Sade et al. D14/223

D566,108 S * 4/2008 Kan D14/223
D566,693 S * 4/2008 Jensen et al. D14/223
D566,694 S * 4/2008 Kim et al. D14/223

* cited by examiner

Primary Examiner—Paula A Greene

(74) *Attorney, Agent, or Firm*—Banner & Witcoff, Ltd.

(57) **CLAIM**

The ornamental design for a headset, as shown and described.

DESCRIPTION

FIG. 1 is a front plan view of a headset showing our new design;

FIG. 2 is a rear plan view thereof;

FIG. 3 is a perspective front view thereof;

FIG. 4 is a perspective rear view thereof;

FIG. 5 is a top view thereof;

FIG. 6 is a bottom view thereof;

FIG. 7 is a left side view thereof;

FIG. 8 is a right side view thereof;

FIG. 9 is a front plan view of the headset of FIGS. 1–8 with the earclip in an alternative, in-use position; and,

FIG. 10 is a rear plan view thereof.

1 Claim, 5 Drawing Sheets

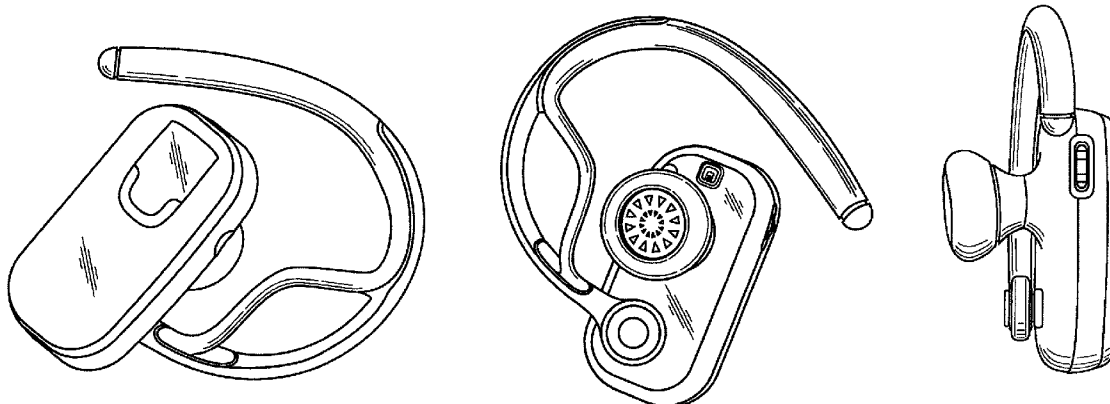


Fig. 1

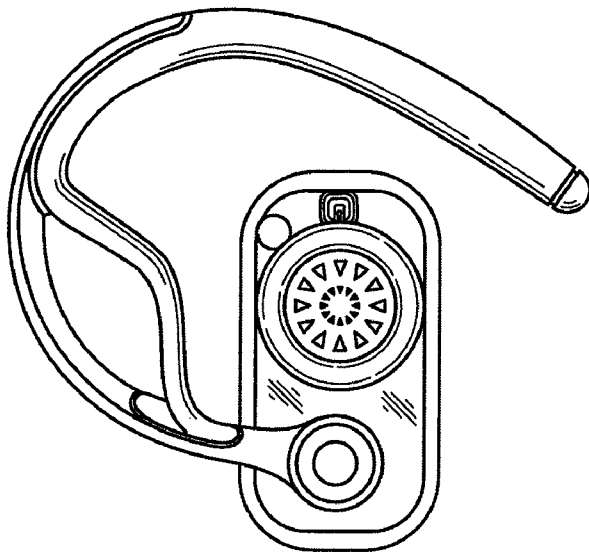
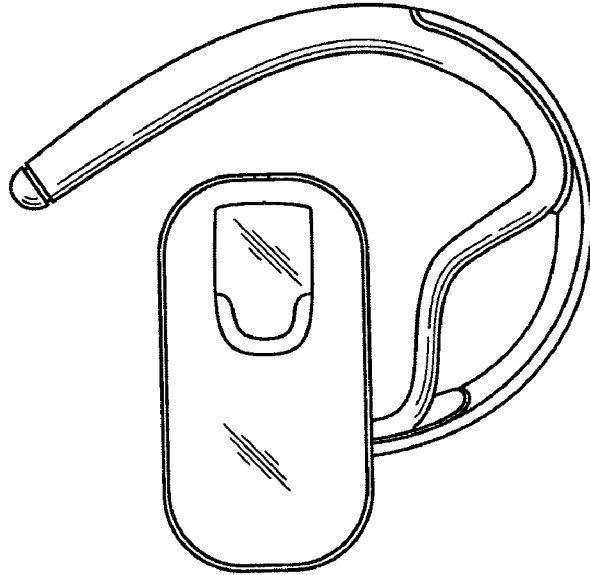


Fig. 2

Fig. 3

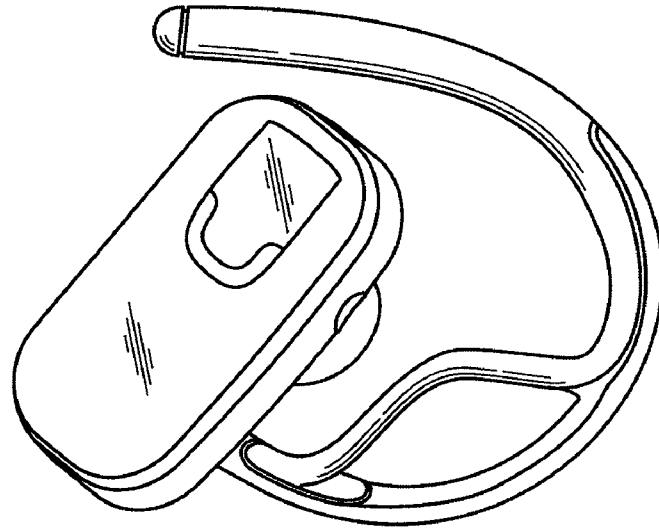


Fig. 4



Fig. 5

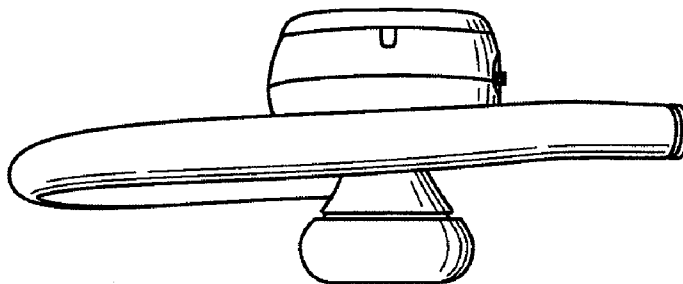


Fig. 6

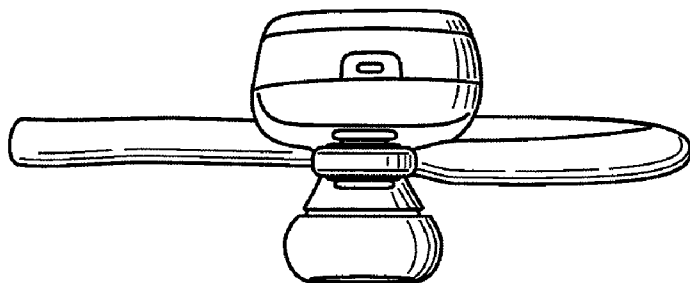


Fig. 7

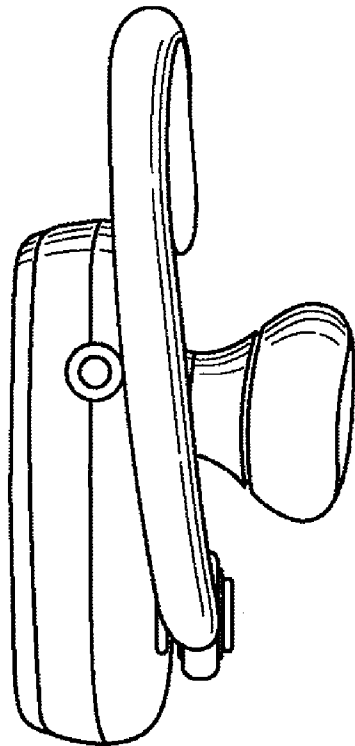
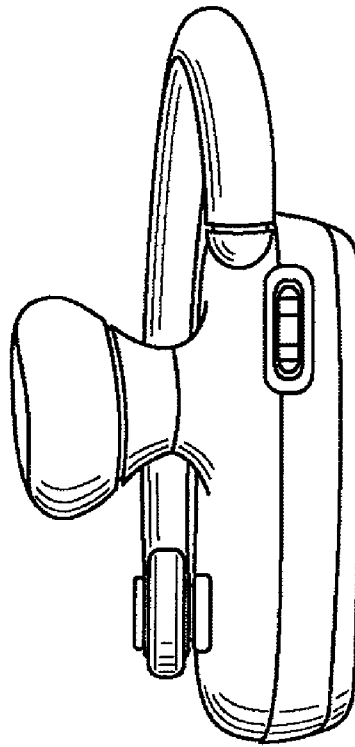


Fig. 8

Fig. 9

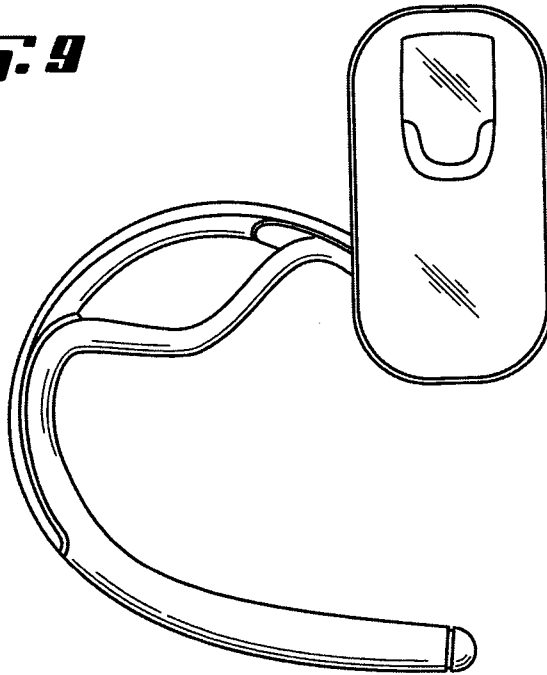


Fig. 10

