United States Patent [19]

Weder

[11] **Patent Number: Des. 302,406**

[45] **Date of Patent: ** Jul. 25, 1989**

[54] **VASE**

[75] Inventor: **Donald E. Weder**, Highland, Ill.

[73] Assignee: **Highland Supply Corporation**, Highland, Ill.

[**] Term: **14 Years**

[21] Appl. No.: **6,608**

[22] Filed: **Jan. 22, 1987**

[52] **U.S. Cl.** **D11/155**

[58] **Field of Search** ..... D11/143, 152–155; D9/305; D7/6, 13, 23; 206/423; 47/41, 41 SS, 66, 72; 428/35, 542.6; 150/52 R; 229/3.5 MF, 4.5, 87 P, 1.5 B; 383/104

[56] **References Cited**

U.S. PATENT DOCUMENTS

D. 287,950	1/1987	Weder et al.	D11/143
1,446,563	2/1923	Hughes .	
1,810,806	6/1931	Wilson	229/115 B
1,868,853	7/1932	Sievers .	
1,924,926	8/1933	Gray	65/53
2,039,986	5/1936	Gardner	206/423
2,070,747	2/1937	Orstrom	383/104
2,302,259	11/1942	Rothfuss .	
3,271,922	9/1966	Wallerstein et al. .	
3,488,022	1/1970	Vittori	248/152
3,748,781	7/1973	Erling	206/423
4,413,725	11/1983	Bruno et al.	206/45.33
4,508,223	4/1985	Catrambone	206/423

FOREIGN PATENT DOCUMENTS

0560532	4/1975	Switzerland	206/423

OTHER PUBLICATIONS

Gifts & Decorative Accessories; 7/1974, p. 274; Le Plant Sac.

Speed Cover Brochure showing Speed Cover conformed to the shape of a vase–Ex. A., ©1983.

Primary Examiner—B. J. Bullock

Attorney, Agent, or Firm—Dunlap, Codding, Peterson & Lee

[57] **CLAIM**

The ornamental design for a vase, as shown and described.

DESCRIPTION

FIG. **1** is a top plan view of the vase showing my new design.

FIG. **2** is a front elevational view thereof.

FIG. **3** is a rear elevational view thereof.

FIG. **4** is a right side elevational view thereof.

FIG. **5** is a left side elevational view thereof.

FIG. **6** is a bottom plan view thereof. The vase has no substantial thickness.

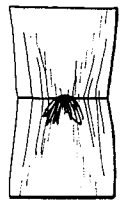

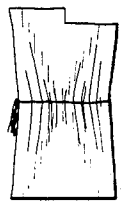



FIG. 1

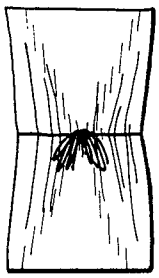

FIG. 2

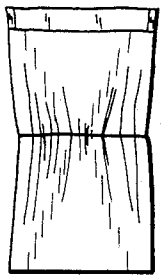

FIG. 3

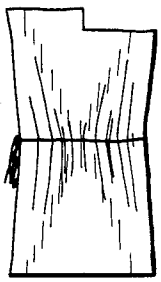

FIG. 4

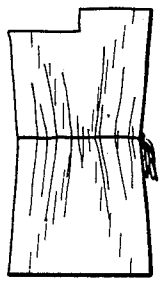

FIG. 5



FIG. 6