



US00D484457S

(12) **United States Design Patent**
Kindig et al.

(10) **Patent No.:** **US D484,457 S**

(45) **Date of Patent:** **** Dec. 30, 2003**

(54) **TIRE TREAD**

D419,500 S 1/2000 Edwards
D447,448 S 9/2001 Guspodin
D451,854 S * 12/2001 Hanya D12/585

(75) Inventors: **Andrea Kindig**, Akron, OH (US);
James G. Guspodin, Akron, OH (US);
David M. Reep, Copley, OH (US)

OTHER PUBLICATIONS

(73) Assignee: **Bridgestone/Firestone North American Tire, LLC**, Nashville, TN (US)

Big O Euro Tour Tire, 2001 Tread Design Guide, Jan. 2000, p. 17. 2/5.*
Cordova Centred Tire, 2001 Tread Design Guide, Jan. 2000, p. 25. 2/5.*

(**) Term: **14 Years**

* cited by examiner

(21) Appl. No.: **29/179,522**

Primary Examiner—Robert M. Spear

(22) Filed: **Apr. 10, 2003**

(74) *Attorney, Agent, or Firm*—Michael Sand; Michael R. Huber

(51) **LOC (7) Cl.** **12-15**

(57) **CLAIM**

(52) **U.S. Cl.** **D12/603**

The ornamental design for a tire tread, as shown and described.

(58) **Field of Search** D12/547, 549,
D12/550, 560, 561, 566, 567, 582, 584,
585, 596, 597, 602, 603; 152/209.1, 209.9,
209.13, 209.25, 209.28

DESCRIPTION

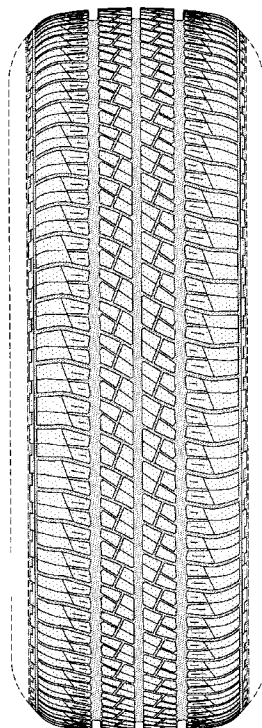
(56) **References Cited**

U.S. PATENT DOCUMENTS

D303,363 S	9/1989	Graas	
D303,364 S	9/1989	Graas et al.	
D350,091 S	8/1994	Shibata	
D379,791 S	6/1997	Heinen et al.	
D382,236 S	8/1997	Takegawa et al.	
D384,615 S	10/1997	Lim et al.	
D405,736 S	2/1999	Brightwell et al.	
D412,688 S	* 8/1999	Brown, IV et al. D12/602
D416,218 S	11/1999	Lassan et al.	
D418,459 S	1/2000	Graas et al.	

FIG. 1 is a side perspective view of a tire tread showing our new design, it being understood that the tread pattern is repeated throughout the circumference of the tire tread, the opposite side being the same as that shown;
FIG. 2 is a front elevational view thereof;
FIG. 3 is a side elevational view of the right side thereof, the opposite side being identical thereto; and,
FIG. 4 is an enlarged fragmentary front view thereof.
The broken lines defining the tire sidewall and inner bead, and the peripheral boundary between the tire tread and sidewall are for illustrative purposes only and form no part of the claimed design.

1 Claim, 4 Drawing Sheets



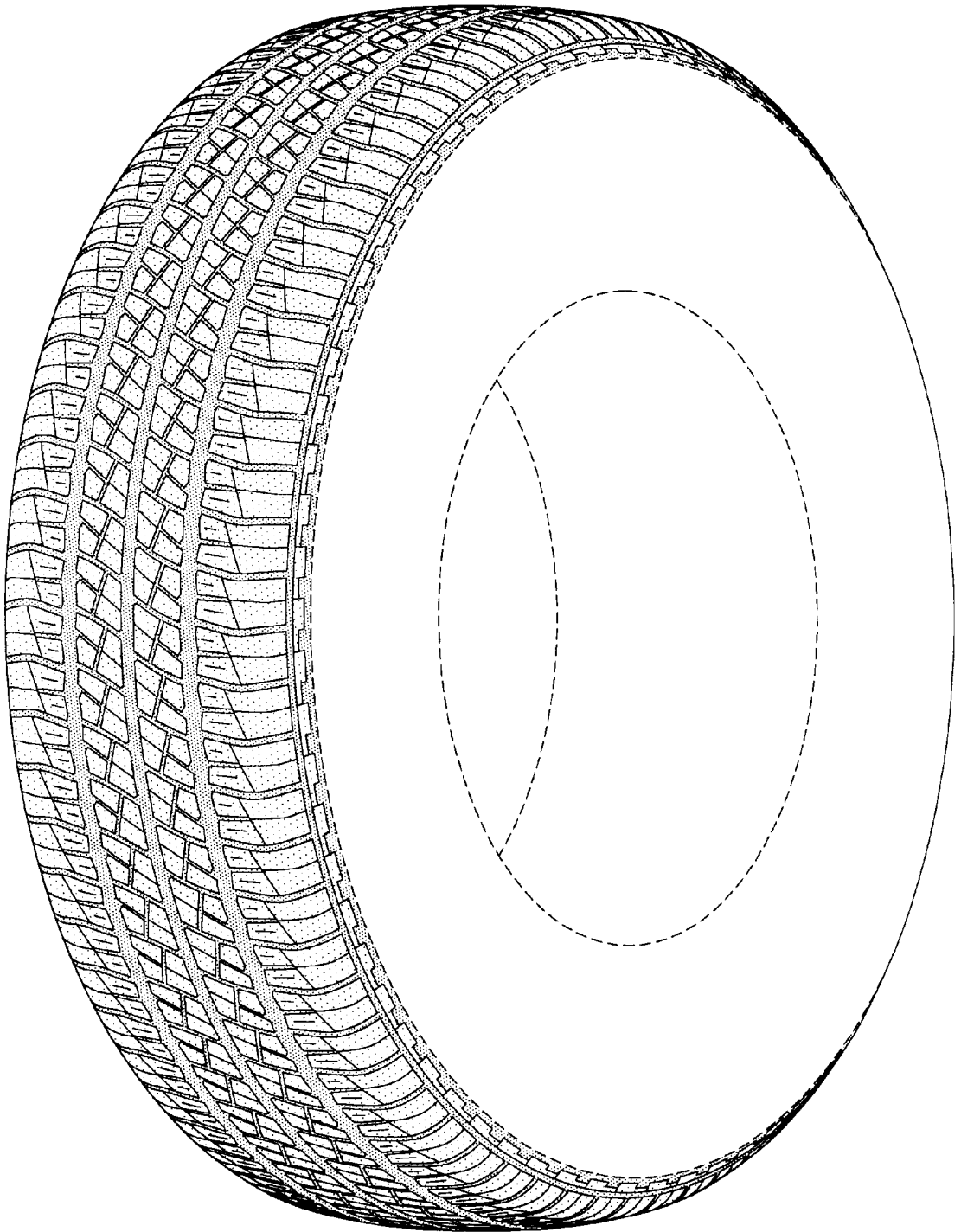


FIG-1

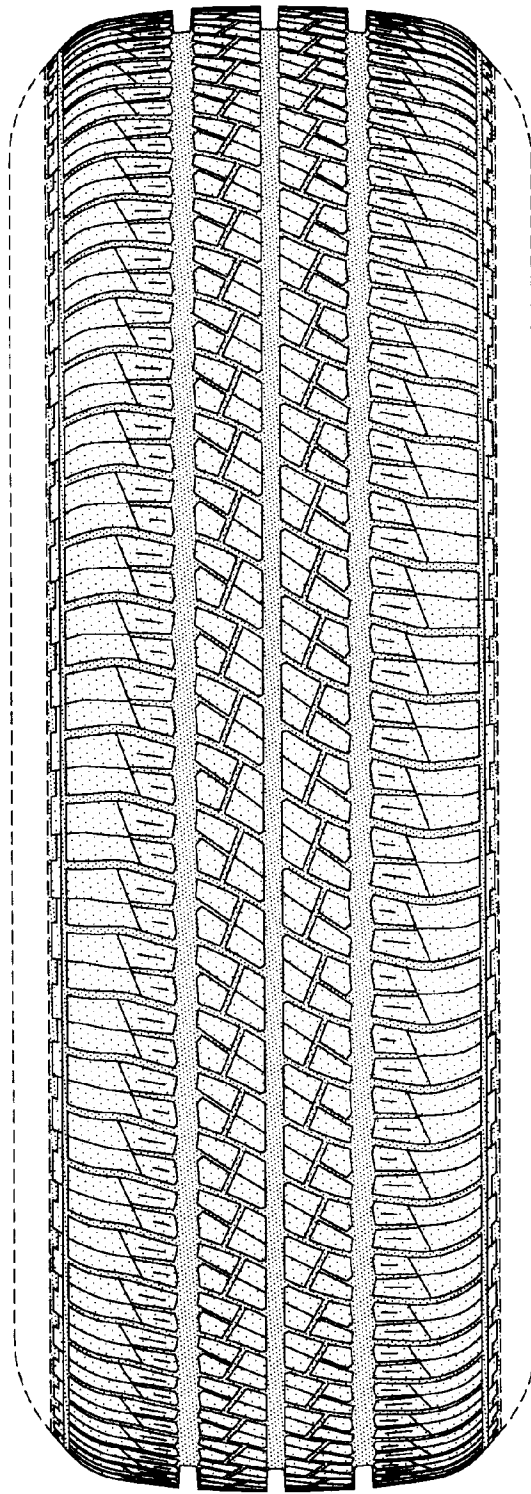


FIG-2

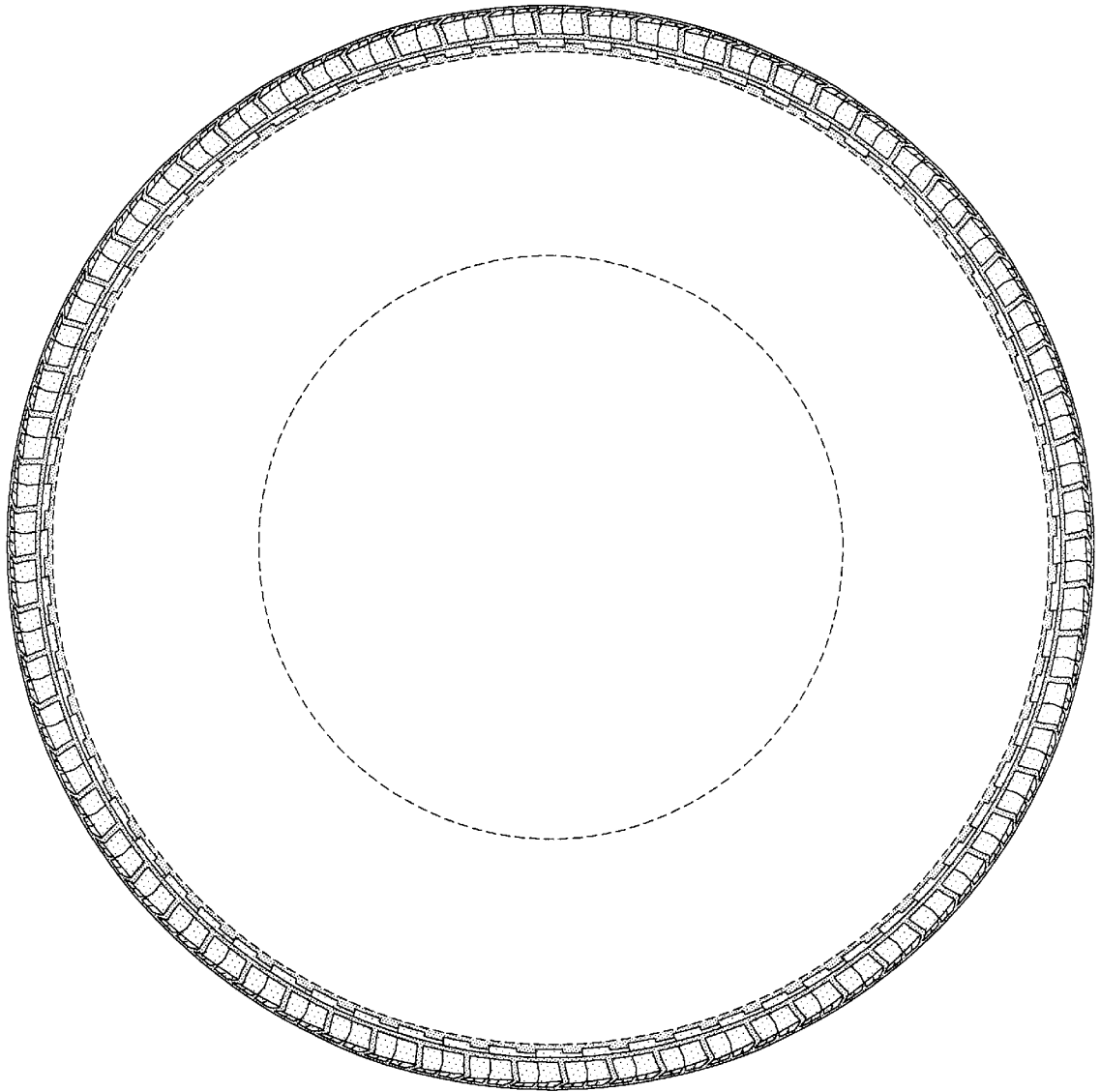


FIG-3

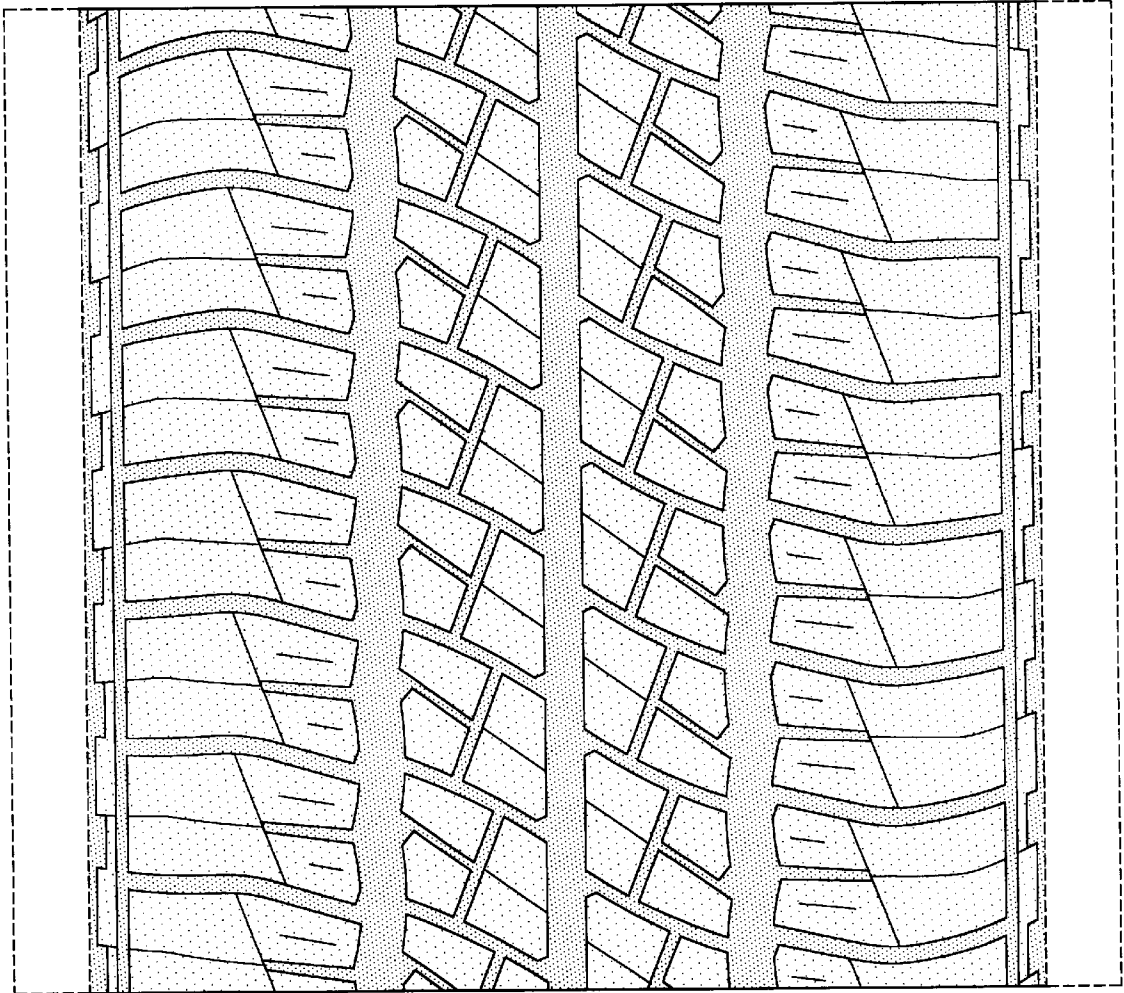


FIG-4