



US00D883877S

(12) **United States Design Patent**
Roth

(10) **Patent No.:** **US D883,877 S**

(45) **Date of Patent:** **** May 12, 2020**

- (54) **REARVIEW ASSEMBLY**
- (71) Applicant: **Gentex Corporation**, Zeeland, MI (US)
- (72) Inventor: **Mark R. Roth**, Grand Rapids, MI (US)
- (73) Assignee: **GENTEX CORPORATION**, Zeeland, MI (US)
- (**) Term: **15 Years**

D730,254 S	5/2015	Glover et al.	
D746,744 S	1/2016	Sloterbeek et al.	
D761,168 S	7/2016	Roth	
D761,169 S	7/2016	Roth	
D761,170 S	7/2016	Roth	
D761,171 S	7/2016	Roth	
D763,151 S	8/2016	Hamlin	
D786,755 S *	5/2017	Sloterbeek	D12/187
D809,984 S *	2/2018	Hamlin	D12/187
D834,476 S *	11/2018	Tang	D12/187
D845,851 S *	4/2019	Sloterbeek	D12/188

(Continued)

- (21) Appl. No.: **29/623,864**
- (22) Filed: **Oct. 27, 2017**
- (51) **LOC (12) Cl.** **12-16**
- (52) **U.S. Cl.**
USPC **D12/187**
- (58) **Field of Classification Search**
USPC D12/187, 188–189; D6/300, 309
CPC B60R 1/076; G02B 7/182; G02B 7/18;
G02B 5/08
See application file for complete search history.

Primary Examiner — Katrina A Betton
(74) *Attorney, Agent, or Firm* — Price Heneveld LLP;
Bradley D. Johnson

(57) **CLAIM**

I claim the ornamental design for a rearview assembly, as shown and described.

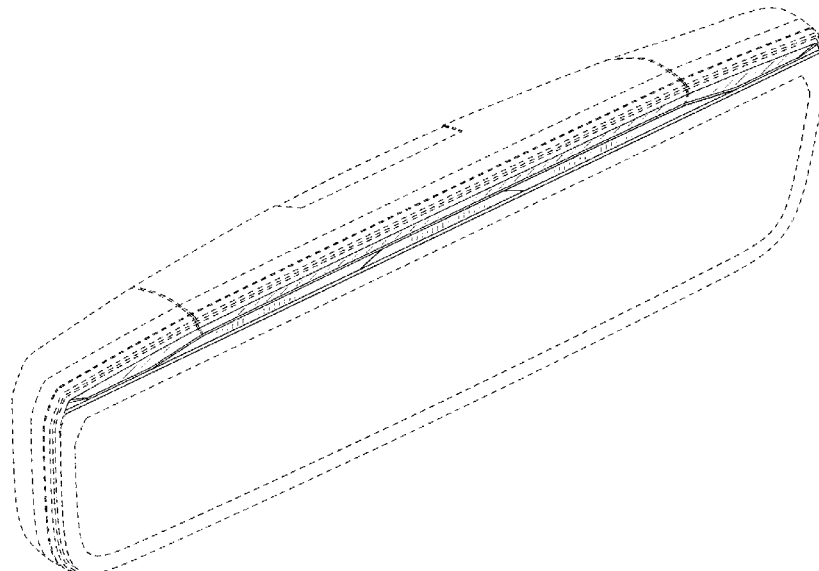
DESCRIPTION

FIG. 1 is a front top left perspective view of a rearview assembly of the present disclosure;
 FIG. 2 is a front bottom right perspective view of the rearview assembly of FIG. 1;
 FIG. 3 is a front elevational view of the rearview assembly of FIG. 1;
 FIG. 4 is a rear elevational view of the rearview assembly of FIG. 1;
 FIG. 5 is a first side elevational view of the rearview assembly of FIG. 1;
 FIG. 6 is a second side elevational view of the rearview assembly of FIG. 1;
 FIG. 7 is a top plan view of the rearview assembly of FIG. 1; and,
 FIG. 8 is a bottom plan view of the rearview assembly of FIG. 1.
 Broken lines are environmental only and form no part of the claimed design.

(56) **References Cited**
U.S. PATENT DOCUMENTS

D283,998 S	5/1986	Tanaka
D346,356 S	4/1994	Leu
D400,481 S	11/1998	Stephens et al.
D401,200 S	11/1998	Huang
D451,869 S	12/2001	Knapp et al.
D471,847 S	3/2003	Rumsey et al.
D493,131 S	7/2004	Lawlor et al.
D493,394 S	7/2004	Lawlor et al.
D499,678 S	12/2004	Bradley
D553,061 S	10/2007	Schmidt et al.
D556,105 S	11/2007	Carter et al.
D659,617 S	5/2012	Brockington et al.
D670,279 S	11/2012	Veltz et al.
D685,358 S	7/2013	Armstrong et al.
D717,704 S	11/2014	Petroff et al.
D717,705 S	11/2014	Petroff et al.
D729,714 S	5/2015	Roth

1 Claim, 5 Drawing Sheets



(56)

References Cited

U.S. PATENT DOCUMENTS

D853,917 S *	7/2019	Hamlin	D12/187
D854,473 S *	7/2019	Hamlin	D12/187
2009/0002491 A1 *	1/2009	Haler	B60R 1/12
			348/148
2015/0077872 A1 *	3/2015	Howard	B60R 1/12
			359/844

* cited by examiner

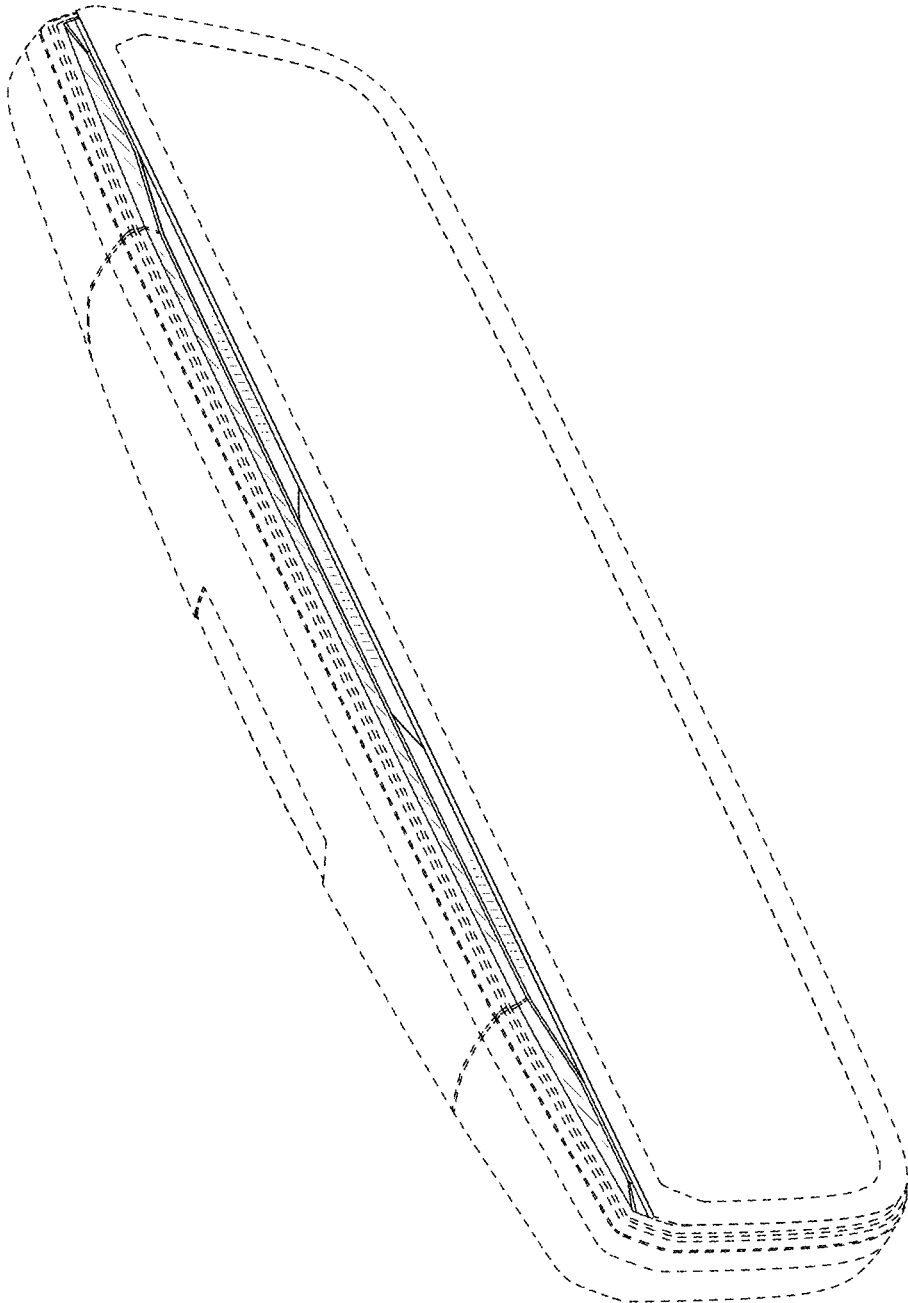


FIG. 1

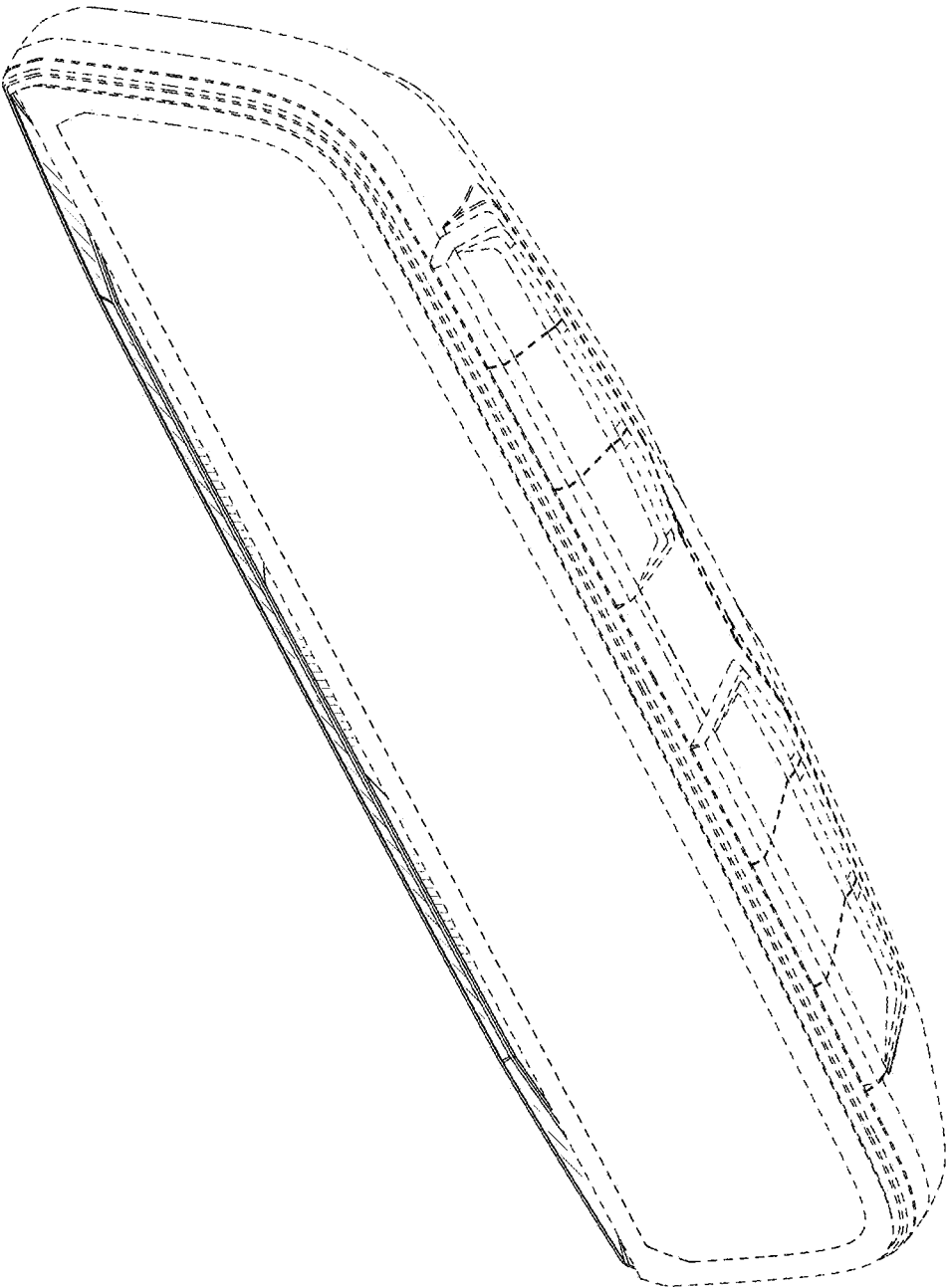


FIG. 2




FIG. 3

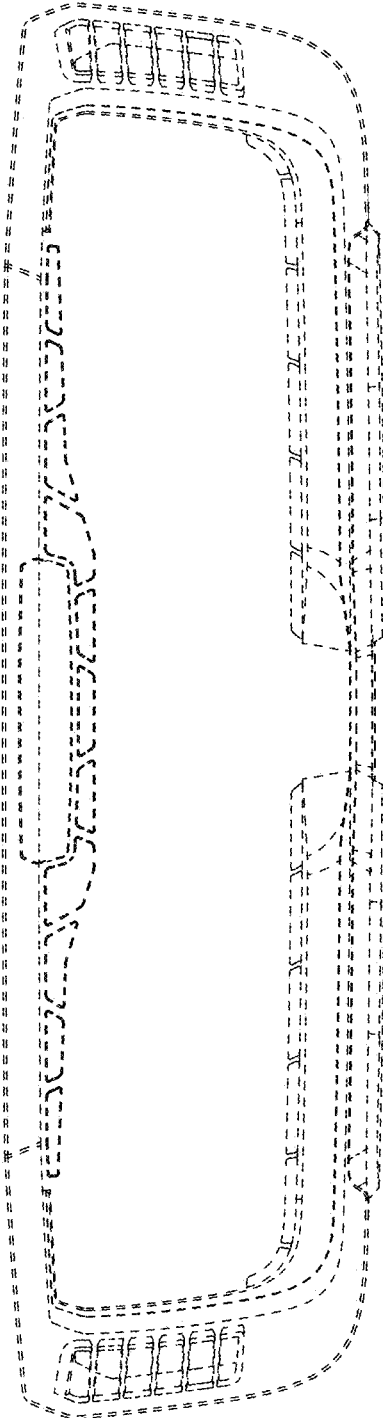


FIG. 4

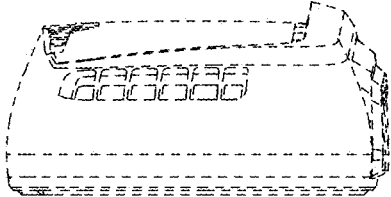


FIG. 6




FIG. 5




FIG. 7




FIG. 8