

[54] **COMBINED FILM DEPOSITORY KIOSK
AND SIGN HOLDER**

[76] Inventors: **Claude J. Sharpless, Jr.**, 7371 E. 82nd
Pl., Commerce City, Colo. 80022;
Jules D. Devin, 309 Ridgebriar Dr.,
Richardson, Tex. 75080

[**] Term: **14 Years**

[21] Appl. No.: **38,492**

[22] Filed: **May 14, 1979**

[51] Int. Cl. **D20-02**

[52] U.S. Cl. **D6/148; D6/153;
D6/188; D20/19**

[58] **Field of Search** **D6/85, 146-148,
D6/151-154, 181, 188, 186, 242; 211/13;
D26/51, 58; D20/19; 312/117, 198, 211, 223;
40/606, 607, 611**

[56] **References Cited**

U.S. PATENT DOCUMENTS

D. 141,640	6/1945	Mandl	D6/242
D. 185,827	8/1959	Happer	D6/148
D. 249,423	9/1978	Walker	D6/146

D. 251,887	5/1979	Devin et al.	D6/157
3,829,999	8/1974	Bernstein	40/605

Primary Examiner—B. J. Bullock
Attorney, Agent, or Firm—John R. Ley

[57] **CLAIM**

The ornamental design for a combined film depository kiosk and sign holder, as shown and described.

DESCRIPTION

FIG. 1 is an enlarged perspective view of a combined film depository kiosk and sign holder showing our new design.

FIG. 2 is a side elevational view taken from the right-hand side of FIG. 1, the opposite left-hand side elevational view being a mirror image of FIG. 2.

FIG. 3 is a front elevational view thereof, the back elevational view being substantially the same.

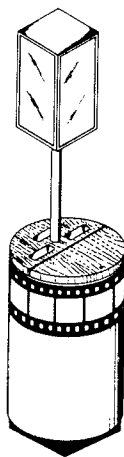
FIG. 4 is a top plan view thereof.

FIG. 5 is a top plan view thereof with the sign support omitted for clarity of illustration and the support pole shown in section.

The bottom thereof is unornamented.

The drawing is lined for the color black.

The lines of the base portion of FIGS. 1-3 are intended to indicate color contrast.



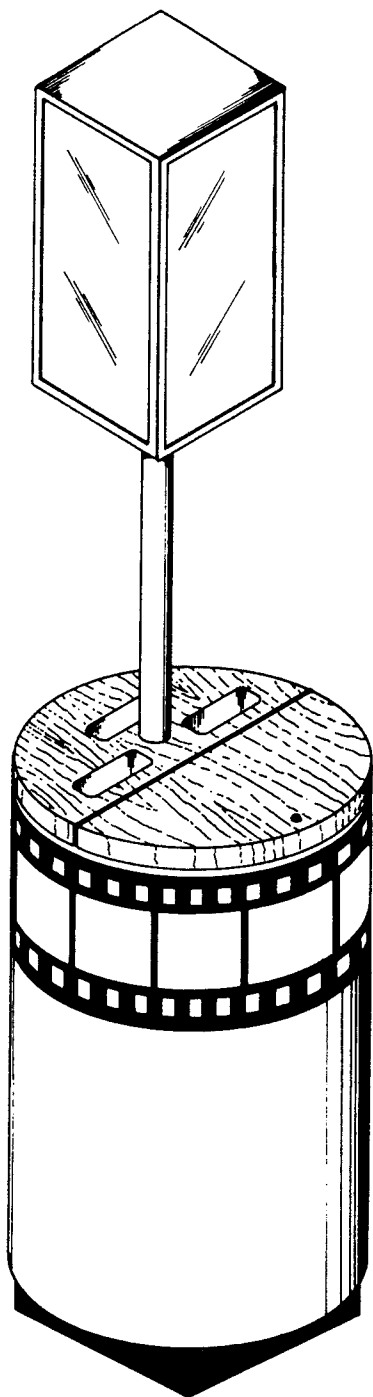


Fig. 1




Fig. 2

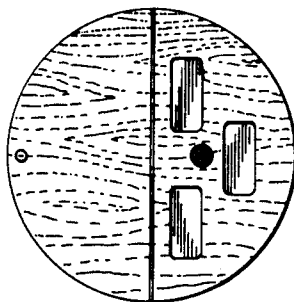


Fig. 5




Fig. 3

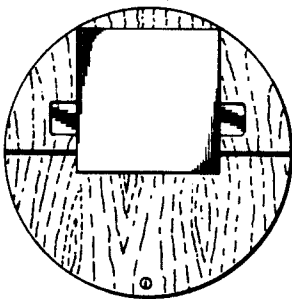


Fig. 4