



US00D551838S

(12) **United States Design Patent** (10) **Patent No.:** **US D551,838 S**
Brewer (45) **Date of Patent:** **** Oct. 2, 2007**

(54) **FOOTWEAR**

(75) Inventor: **Reglan Brewer**, Boone, NC (US)

(73) Assignee: **Salomon S.A.**, Metz-Tessy (FR)

(**) Term: **14 Years**

(21) Appl. No.: **29/243,680**

(22) Filed: **Nov. 30, 2005**

(30) **Foreign Application Priority Data**

Jun. 22, 2005 (EM) 000359138-0004
Jun. 22, 2005 (EM) 000359138-0005

(51) **LOC (8) Cl.** **02-99**

(52) **U.S. Cl.** **D2/972**

(58) **Field of Classification Search** D2/902,
D2/906-908, 943, 944, 969, 972-974; 36/45,
36/50.1, 77 M, 77 R, 83, 88, 113, 114, 126-131
See application file for complete search history.

(56) **References Cited**

U.S. PATENT DOCUMENTS

D307,509 S * 5/1990 Kittle D2/969
D341,703 S * 11/1993 Hatfield et al. D2/973
D342,600 S * 12/1993 Hatfield et al. D2/969
D350,022 S * 8/1994 Bell et al. D2/969
D369,459 S * 5/1996 Feller D2/969
D451,269 S 12/2001 Burt
D479,392 S 9/2003 Hillyer
D481,530 S 11/2003 Hillyer
D486,301 S 2/2004 Koo
D487,339 S 3/2004 Laberge
D494,350 S 8/2004 Hillyer
D499,783 S 12/2004 Stryjak
D500,199 S * 12/2004 Clegg D2/972
D513,847 S 1/2006 Laberge
D513,855 S * 1/2006 Rask D2/972
D515,800 S * 2/2006 Bertholon D2/972

D516,795 S * 3/2006 Tresser D2/972

OTHER PUBLICATIONS

U.S. Appl. No. 29/243,681, filed Nov. 30, 2005; Jacques Bertholon.*

U.S. Appl. No. 29/243,683, filed Nov. 30, 2005; Martin Laberge.*

U.S. Appl. No. 29/245,190, filed Dec. 21, 2005; Cyrille Gay.*

* cited by examiner

Primary Examiner—Dominic Simone

(74) *Attorney, Agent, or Firm*—Greenblum & Bernstein, P.L.C.

(57) **CLAIM**

I claim the ornamental design for footwear, as shown and described.

DESCRIPTION

FIG. 1 is a front and side perspective view of footwear, showing my new design in a first embodiment thereof;

FIG. 2 is a side elevation view of FIG. 1, showing my design in the first embodiment thereof;

FIG. 3 is a front and side perspective view of footwear, showing my new design in a second embodiment thereof; and,



FIG. 4 is a side elevation view of FIG. 3, showing my design in the second embodiment thereof.

The broken line showing in the drawing figures of the sole of the footwear, and of other features and contour of the footwear, is for illustrative purposes only and forms no part of the claimed design.

The jagged broken lines in each of the drawing figures represent parts of the boundary of the claimed design, although the claimed design does not include the jagged broken lines.

Any surface of the footwear not shown, or any part of any such surface not shown, is not part of the claimed design.

1 Claim, 2 Drawing Sheets



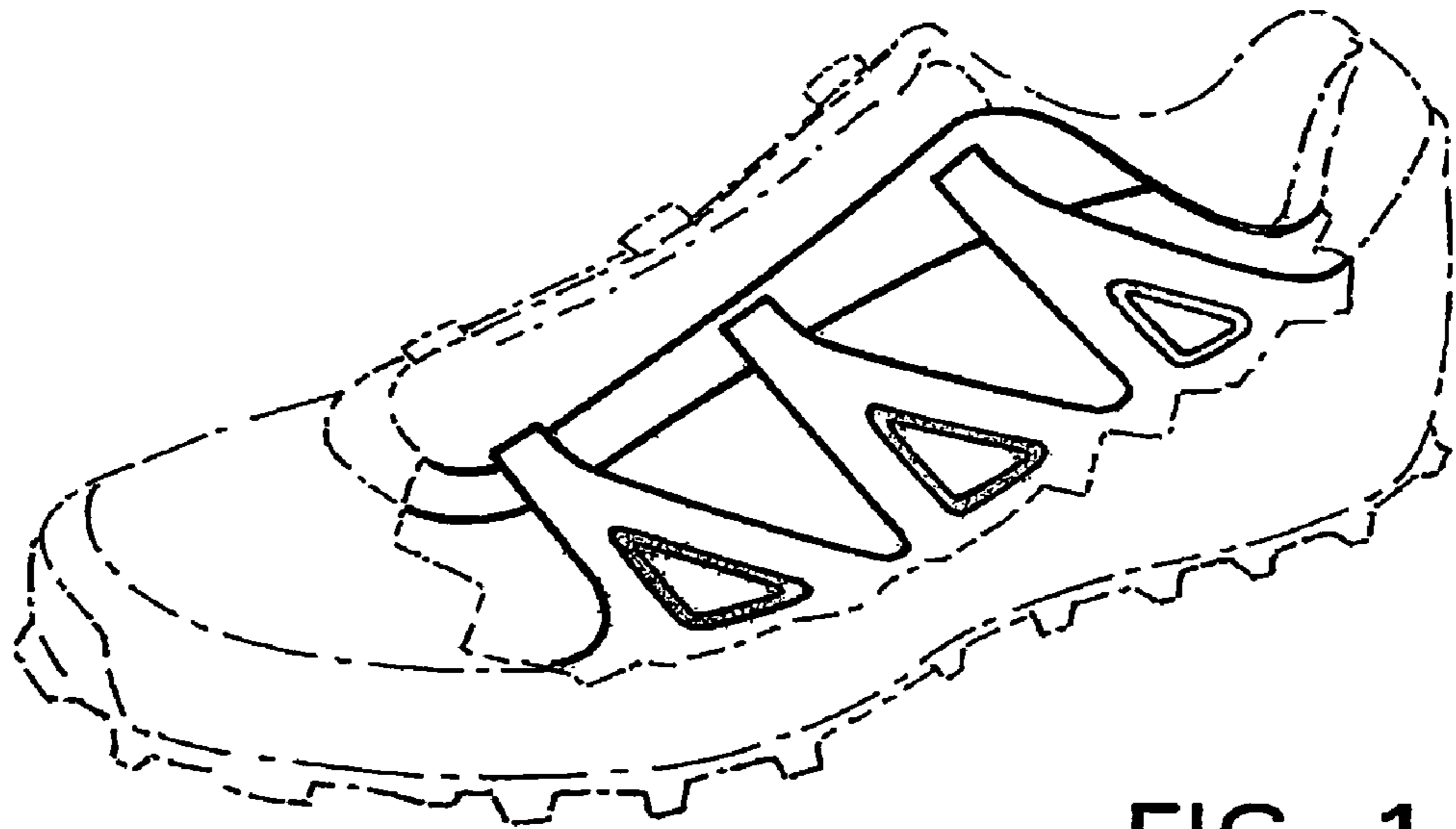


FIG. 1

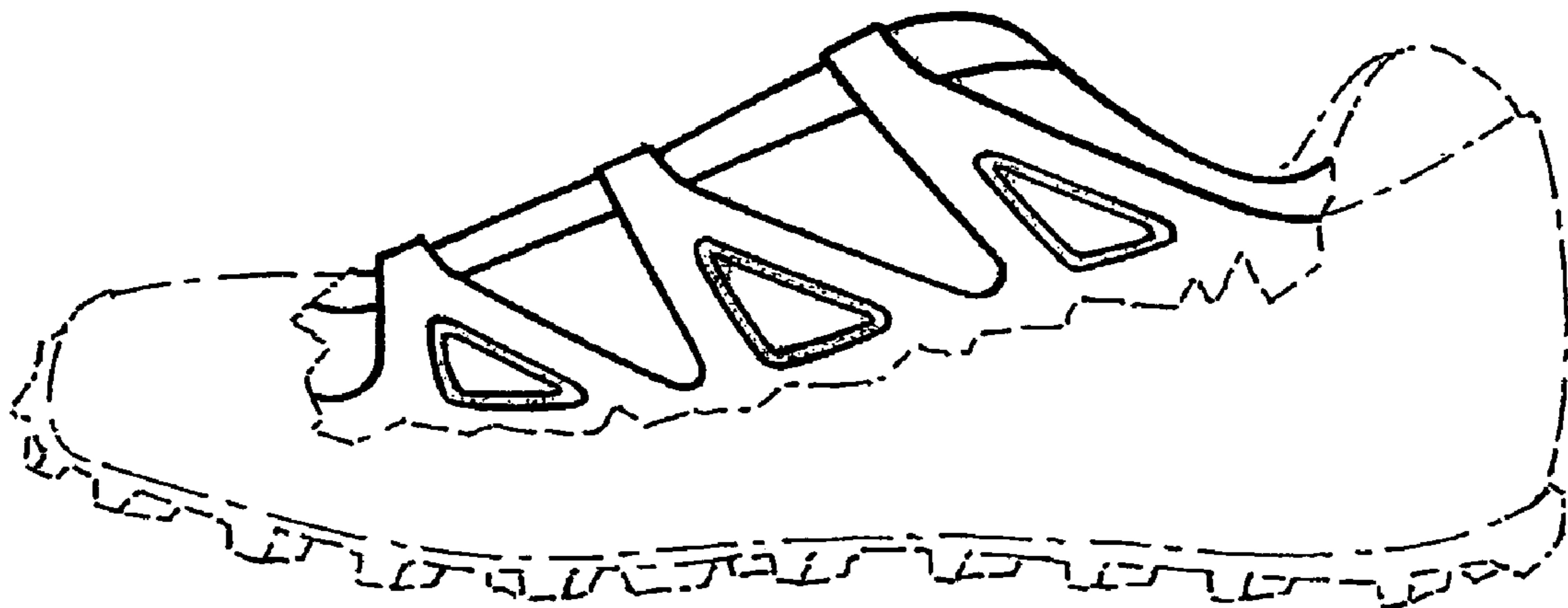


FIG. 2

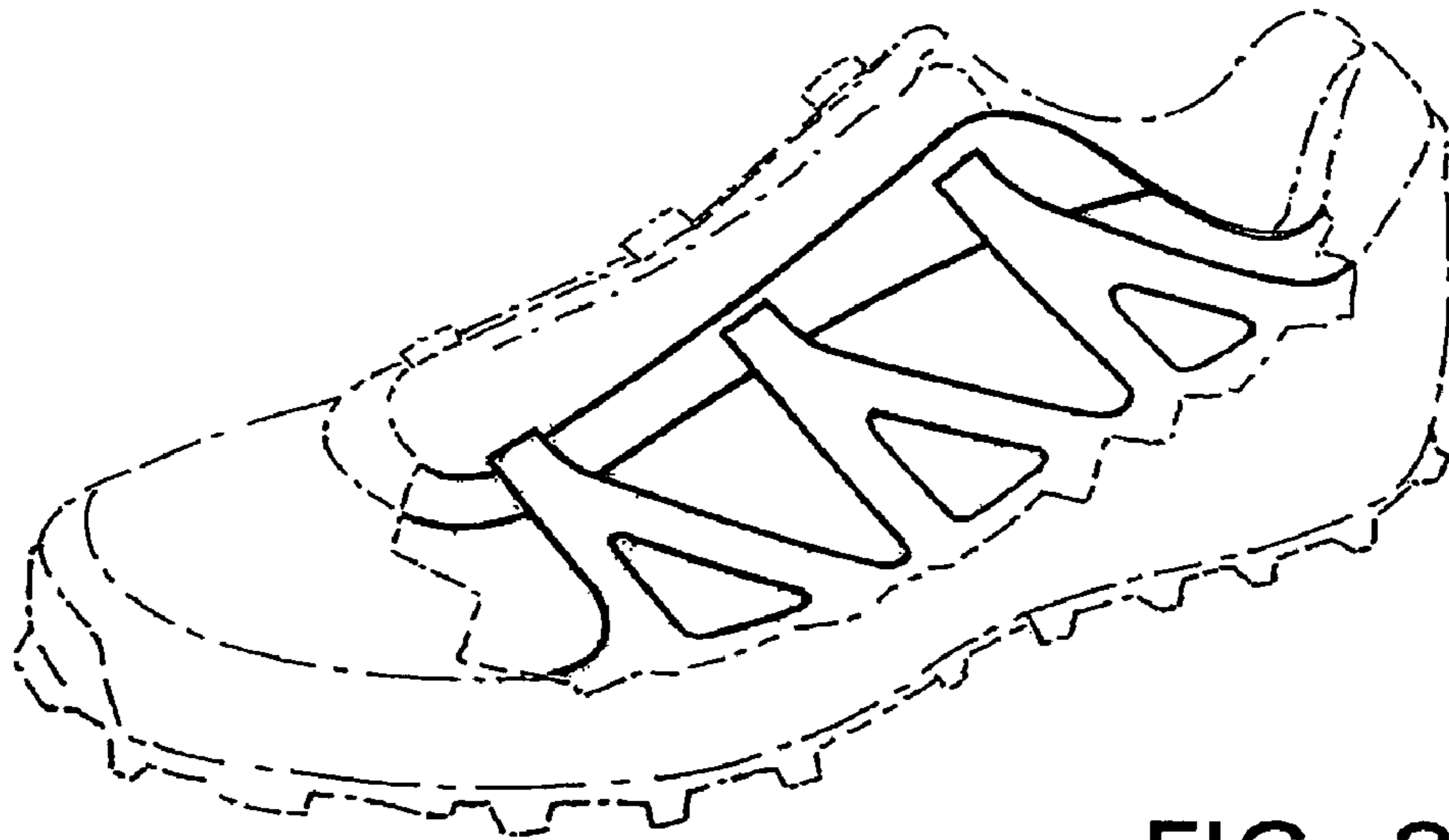


FIG. 3




FIG. 4