

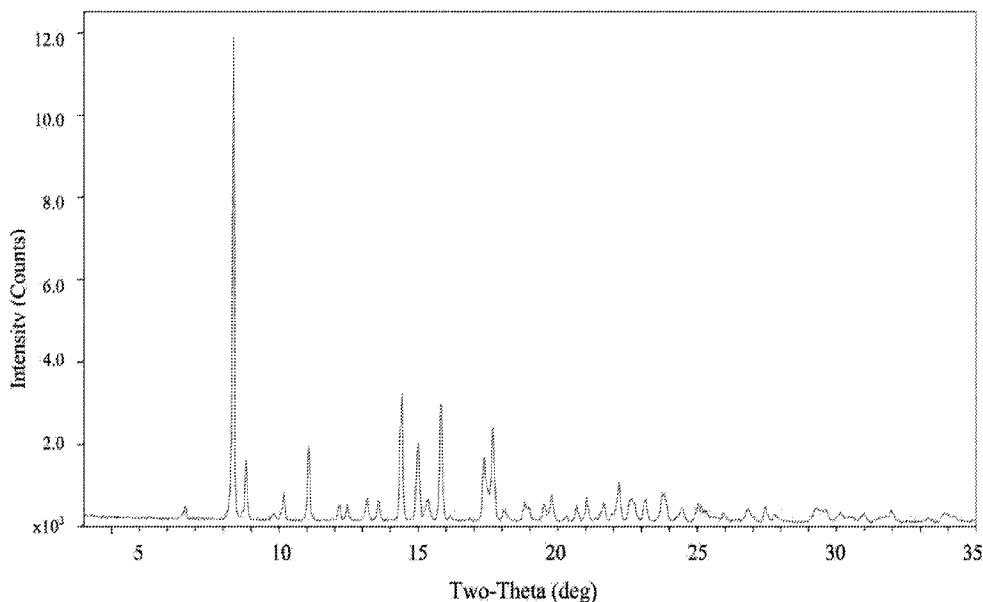


(86) Date de dépôt PCT/PCT Filing Date: 2015/06/05
(87) Date publication PCT/PCT Publication Date: 2015/12/10
(45) Date de délivrance/Issue Date: 2022/11/22
(85) Entrée phase nationale/National Entry: 2016/11/10
(86) N° demande PCT/PCT Application No.: US 2015/034371
(87) N° publication PCT/PCT Publication No.: 2015/188045
(30) Priorité/Priority: 2014/06/06 (US62/008,786)

(51) Cl.Int./Int.Cl. *A61K 38/12* (2006.01)
(72) Inventeurs/Inventors:
CHEN, SHUANG, US;
GATES, BRADLEY D., US;
SHEIKH, AHMAD Y., US
(73) Propriétaire/Owner:
ABBVIE INC., US
(74) Agent: TORYS LLP

(54) Titre : FORMES CRISTALLINES D'INHIBITEURS DE PROTEASE DU VIRUS DE L'HEPATITE C (VHC) ET LEUR UTILISATION

(54) Title: CRYSTAL FORMS OF HCV PROTEASE INHIBITORS AND USE THEREOF



(57) **Abrégé/Abstract:**

The present invention features crystalline forms of Compound I. In one embodiment, a crystalline form of Compound I has characteristic peaks in the PXRD pattern as shown in any one of Figures 1-4.

(12) INTERNATIONAL APPLICATION PUBLISHED UNDER THE PATENT COOPERATION TREATY (PCT)

(19) World Intellectual Property
Organization
International Bureau



(10) International Publication Number
WO 2015/188045 A1

(43) International Publication Date
10 December 2015 (10.12.2015)

(51) International Patent Classification:
A61K 38/12 (2006.01)

(21) International Application Number:
PCT/US2015/034371

(22) International Filing Date:
5 June 2015 (05.06.2015)

(25) Filing Language: English

(26) Publication Language: English

(30) Priority Data:
62/008,786 6 June 2014 (06.06.2014) US

(71) Applicant: **ABBVIE INC.** [US/US]; 1 North Waukegan Road, Dept. V377, North Chicago, IL 60064 (US).

(72) Inventors: **CHEN, Shuang**; 17781 W. Elsbury Street, Gurnee, IL 60031 (US). **GATES, Bradley, D.**; 18 Audrey Lane, Mt. Prospect, IL 60056 (US). **SHEIKH, Ahmad, Y.**; 700 Pine Street, Deerfield, IL 60015 (US).

(74) Agents: **ARNOLD, Beth, E.** et al.; Foley Hoag LLP, Seaport West, 155 Seaport Boulevard, Boston, MA 02210-2600 (US).

(81) Designated States (*unless otherwise indicated, for every kind of national protection available*): AE, AG, AL, AM, AO, AT, AU, AZ, BA, BB, BG, BH, BN, BR, BW, BY, BZ, CA, CH, CL, CN, CO, CR, CU, CZ, DE, DK, DM, DO, DZ, EC, EE, EG, ES, FI, GB, GD, GE, GH, GM, GT, HN, HR, HU, ID, IL, IN, IR, IS, JP, KE, KG, KN, KP, KR, KZ, LA, LC, LK, LR, LS, LU, LY, MA, MD, ME, MG, MK, MN, MW, MX, MY, MZ, NA, NG, NI, NO, NZ, OM, PA, PE, PG, PH, PL, PT, QA, RO, RS, RU, RW, SA, SC, SD, SE, SG, SK, SL, SM, ST, SV, SY, TH, TJ, TM, TN, TR, TT, TZ, UA, UG, US, UZ, VC, VN, ZA, ZM, ZW.

(84) Designated States (*unless otherwise indicated, for every kind of regional protection available*): ARIPO (BW, GH, GM, KE, LR, LS, MW, MZ, NA, RW, SD, SL, ST, SZ, TZ, UG, ZM, ZW), Eurasian (AM, AZ, BY, KG, KZ, RU, TJ, TM), European (AL, AT, BE, BG, CH, CY, CZ, DE, DK, EE, ES, FI, FR, GB, GR, HR, HU, IE, IS, IT, LT, LU, LV, MC, MK, MT, NL, NO, PL, PT, RO, RS, SE, SI, SK, SM, TR), OAPI (BF, BJ, CF, CG, CI, CM, GA, GN, GQ, GW, KM, ML, MR, NE, SN, TD, TG).

Published:

— with international search report (Art. 21(3))

(54) Title: CRYSTAL FORMS

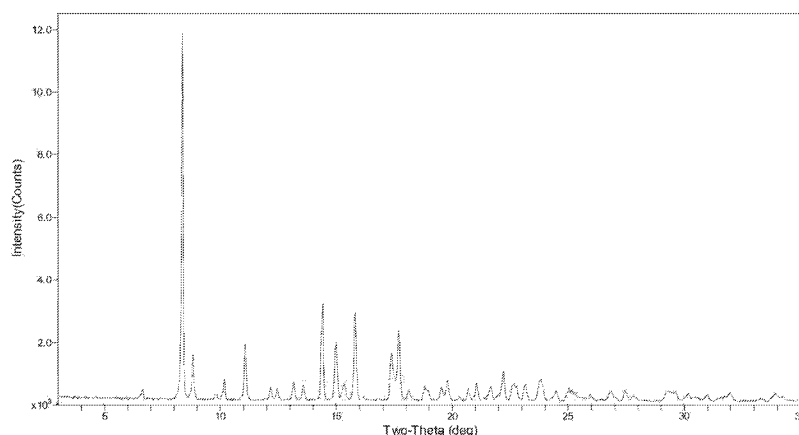


Figure 1

(57) Abstract: The present invention features crystalline forms of Compound I. In one embodiment, a crystalline form of Compound I has characteristic peaks in the PXRD pattern as shown in any one of Figures 1-4.

WO 2015/188045 A1

CRYSTAL FORMS OF HCV PROTEASE INHIBITORS AND USE THEREOF

RELATED APPLICATION

[0001] This application claims the benefit of priority to U.S. Provisional Patent Application serial number 62/008,786, filed June 6, 2014.

FIELD OF THE INVENTION

[0002] The present invention relates to crystalline polymorphs of Compound I, pharmaceutical compositions comprising the same, and methods of using the same to prepare pharmaceutical compositions.

BACKGROUND

[0003] The hepatitis C virus (HCV) is an RNA virus belonging to the Hepacivirus genus in the Flaviviridae family. The enveloped HCV virion contains a positive stranded RNA genome encoding all known virus-specific proteins in a single, uninterrupted, open reading frame. The open reading frame comprises approximately 9500 nucleotides and encodes a single large polyprotein of about 3000 amino acids. The polyprotein comprises a core protein, envelope proteins E1 and E2, a membrane bound protein p7, and the non-structural proteins NS2, NS3, NS4A, NS4B, NS5A and NS5B.

[0004] HCV infection is associated with progressive liver pathology, including cirrhosis and hepatocellular carcinoma. Chronic hepatitis C may be treated with peginterferon-alpha in combination with ribavirin. Substantial limitations to efficacy and tolerability remain as many users suffer from side effects, and viral elimination from the body is often inadequate. Therefore, there is a need for new drugs to treat HCV infection.

BRIEF DESCRIPTION OF THE DRAWINGS

[0005] The drawings are provided for illustration, not limitation.

[0006] Figure 1 shows experimental PXRD pattern of crystalline Form I of Compound I.

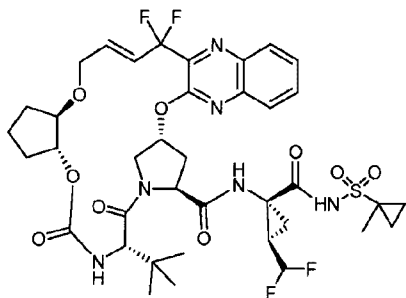
[0007] Figure 2 depicts experimental PXRD pattern of Compound I trimethanol solvate.

[0008] Figure 3 describes experimental PXRD of Compound I dimethanol monohydrate.

[0009] Figure 4 shows experimental PXRD of Compound I desolvate.

DETAILED DESCRIPTION

[0010] The present invention features crystalline polymorphs of Compound I (



). Compound I is a potent HCV protease inhibitor and is described in U.S. Patent Application Publication No. 2012/0070416.

[0011] A crystalline form of Compound I can be used to modulate/improve the physicochemical properties of the compound, including but not limited to solid state properties (e.g., crystallinity, hygroscopicity, melting point, or hydration), pharmaceutical properties (e.g., solubility/dissolution rate, stability, or compatibility), as well as crystallization characteristics (e.g., purity, yield, or morphology).

[0012] In one aspect, the invention features a crystalline form of Compound I which has characteristic peaks in the powder X-ray diffraction (PXRD) pattern as shown in Figure 1.

[0013] In another aspect, the invention features a crystalline form of Compound I which has characteristic peaks in the powder X-ray diffraction (PXRD) pattern at values of two theta ($^{\circ} 2\theta$) as shown in Table 1a.

[0014] The relative intensity, as well as the two theta value, of each peak in Tables 1a, 2a, 3a and 4a, as well as Figures 1-4, may change or shift under certain conditions, although the crystalline form is the same. One of ordinary skill in the art should be able to readily determine whether a given crystalline form is the same crystalline form as described in one of Figures 1-4 or Tables 1a, 2a, 3a and 4a by comparing their PXRD data.

[0015] In yet another aspect, the invention features a crystalline form of Compound I which has characteristic peaks in the powder X-ray diffraction (PXRD) pattern at values of two theta ($^{\circ} 2\theta$) of 8.4, 8.9, 11.1, 12.2, 14.5, 15, 15.9, 17.4, 17.8, and 22.2.

[0016] In yet another aspect, the invention features a crystalline form of Compound I which has characteristic peaks in the powder X-ray diffraction (PXRD) pattern at values of

two theta ($^{\circ} 2\theta$) of 8.4, 8.9, 10.2, 11.1, 12.2, 12.5, 13.2, 13.7, 14.5, 15, 15.5, 15.9, 17.4, 17.8, 19.6, 19.9, 21.1, 22.2, 22.7, and 23.9.

[0017] In yet another aspect, the invention features a crystalline form of Compound I which has characteristic peaks in the powder X-ray diffraction (PXRD) pattern at values of two theta ($^{\circ} 2\theta$) of 6.7, 8.4, 8.9, 9.9, 10.2, 11.1, 12.2, 12.5, 13.2, 13.7, 14.5, 15, 15.5, 15.9, 17.4, 17.8, 18.1, 18.9, 19, 19.6, 19.9, 21.1, 21.8, 22.2, 22.7, 22.8, 23.2, 23.9, 24.6, and 25.1.

[0018] In yet another aspect, the invention features a crystalline form of Compound I which has characteristic peaks in the powder X-ray diffraction (PXRD) pattern as shown in Figure 2.

[0019] In yet another aspect, the invention features a crystalline form of Compound I which has characteristic peaks in the powder X-ray diffraction (PXRD) pattern at values of two theta ($^{\circ} 2\theta$) as shown in Table 2a.

[0020] In yet another aspect, the invention features a crystalline form of Compound I which has characteristic peaks in the powder X-ray diffraction (PXRD) pattern at values of two theta ($^{\circ} 2\theta$) of 8.2, 10.9, 14.1, 14.3, 14.9, 15.5, 15.8, 17.5, 21.8, and 22.2.

[0021] In yet another aspect, the invention features a crystalline form of Compound I which has characteristic peaks in the powder X-ray diffraction (PXRD) pattern at values of two theta ($^{\circ} 2\theta$) of 8.2, 8.7, 10.9, 14.1, 14.3, 14.6, 14.9, 15.5, 15.8, 17.3, 17.5, 18.7, 19.7, 20.7, 21.4, 21.8, 22.2, 22.8, 23.5, and 23.7.

[0022] In yet another aspect, the invention features a crystalline form of Compound I which has characteristic peaks in the powder X-ray diffraction (PXRD) pattern at values of two theta ($^{\circ} 2\theta$) of 6.4, 8.2, 8.7, 10.1, 10.9, 12, 12.3, 13, 13.4, 14.1, 14.3, 14.6, 14.9, 15.2, 15.5, 15.8, 17.3, 17.5, 18, 18.7, 19.4, 19.7, 20.2, 20.7, 20.9, 21.4, 21.8, 22.2, 22.8, 23.1, 23.5, 23.7, 24.2, 25, 25.4, 26.5, and 26.8.

[0023] In yet another aspect, the invention features a crystalline form of Compound I which has characteristic peaks in the powder X-ray diffraction (PXRD) pattern as shown in Figure 3.

[0024] In yet another aspect, the invention features a crystalline form of Compound I which has characteristic peaks in the powder X-ray diffraction (PXRD) pattern at values of two theta ($^{\circ} 2\theta$) as shown in Table 3a.

[0025] In yet another aspect, the invention features a crystalline form of Compound I which has characteristic peaks in the powder X-ray diffraction (PXRD) pattern at values of two theta ($^{\circ} 2\theta$) of 8.4, 8.8, 11.1, 14.4, 15, 15.8, 17.4, 17.7, 22.2, and 23.8.

[0026] In yet another aspect, the invention features a crystalline form of Compound I which has characteristic peaks in the powder X-ray diffraction (PXRD) pattern at values of two theta ($^{\circ}$ 2θ) of 8.4, 8.8, 10.2, 11.1, 12.2, 13.2, 13.6, 14.4, 15, 15.4, 15.8, 17.4, 17.7, 18.8, 19.8, 21, 22.2, 22.7, 23.2, and 23.8.

[0027] In yet another aspect, the invention features a crystalline form of Compound I which has characteristic peaks in the powder X-ray diffraction (PXRD) pattern at values of two theta ($^{\circ}$ 2θ) of 6.6, 8.4, 8.8, 9.8, 10.2, 11.1, 12.2, 12.4, 13.2, 13.6, 14.4, 15, 15.4, 15.8, 17.4, 17.7, 18.1, 18.8, 19.5, 19.8, 20.7, 21, 21.7, 22.2, 22.7, 23.2, 23.8, 24.5, 25, 26.8, and 27.4.

[0028] In yet another aspect, the invention features a crystalline form of Compound I which has characteristic peaks in the powder X-ray diffraction (PXRD) pattern as shown in Figure 4.

[0029] In yet another aspect, the invention features a crystalline form of Compound I which has characteristic peaks in the powder X-ray diffraction (PXRD) pattern at values of two theta ($^{\circ}$ 2θ) as shown in Table 4a.

[0030] In yet another aspect, the invention features a crystalline form of Compound I which has characteristic peaks in the powder X-ray diffraction (PXRD) pattern at values of two theta ($^{\circ}$ 2θ) of 8.4, 9.1, 11.2, 14.5, 15.1, 15.6, 16, 16.3, 17.5, and 17.9.

[0031] In yet another aspect, the invention features a crystalline form of Compound I which has characteristic peaks in the powder X-ray diffraction (PXRD) pattern at values of two theta ($^{\circ}$ 2θ) of 8.4, 9.1, 10.2, 11.2, 12.3, 13.3, 14.5, 15.1, 15.6, 16, 16.3, 17, 17.5, 17.9, 18.2, 19, 19.4, 20, 21.2, and 24.

[0032] In yet another aspect, the invention features a crystalline form of Compound I which has characteristic peaks in the powder X-ray diffraction (PXRD) pattern at values of two theta ($^{\circ}$ 2θ) of 6.7, 8.4, 9.1, 9.6, 9.9, 10.2, 11.2, 12.3, 13.3, 13.7, 14.5, 15.1, 15.6, 16, 16.3, 17, 17.5, 17.9, 18.2, 19, 19.4, 20, 20.9, 21.2, 21.9, 22.4, 22.8, 23.3, 24, 24.6, 25.1, 25.6, 27, and 27.8.

[0033] As used herein, PXRD data can be collected using a G3000 diffractometer (Inel Corp., Artenay, France) equipped with a curved position-sensitive detector and parallel-beam optics. The diffractometer is operated with a copper anode tube (1.5 kW fine focus) at 40 kV and 30 mA. An incident-beam germanium monochromator provides monochromatic Cu-K $_{\alpha}$ radiation, which has a wavelength of 1.54178 Å. The diffractometer is calibrated using the attenuated direct beam at one-degree intervals. Calibration is checked using a silicon powder line position reference standard (NIST 640c). The instrument is computer-

controlled using Symphonix software (Inel Corp., Artenay, France) and the data are analyzed using Jade software (version 9.0, Materials Data, Inc., Livermore, CA). The sample can be loaded onto an aluminum sample holder and leveled with a glass slide. PXRD peak position measurement error is typically ± 0.2 degrees two-theta ($^{\circ} 2\theta$).

[0034] In another aspect, the present invention features a crystalline form described above which is substantially pure. As used herein, the term “substantially pure”, when used in reference to a given crystalline form, refers to the crystalline form which is at least about 90% pure. This means that the crystalline form does not contain more than about 10% of any other form of Compound I. More preferably, the term “substantially pure” refers to a crystalline form of Compound I which is at least about 95% pure. This means that the crystalline form of Compound I does not contain more than about 5% of any other form of Compound I. Even more preferably, the term “substantially pure” refers to a crystalline form of Compound I which is at least about 97% pure. This means that the crystalline form of Compound I does not contain more than about 3% of any other form of Compound I.

[0035] In one embodiment, the present invention feature a crystalline form of Compound I which has characteristic peaks in the powder X-ray diffraction (PXRD) pattern as shown in Figure 1 and which is substantially pure. For example the crystalline form can be at least 90% pure, preferably at least 95% pure, or more preferably at least 97%.

[0036] In another embodiment, the present invention feature a crystalline form of Compound I which has characteristic peaks in the powder X-ray diffraction (PXRD) pattern at values of two theta ($^{\circ} 2\theta$) as shown in Table 1a and which is substantially pure. For example the crystalline form can be at least 90% pure, preferably at least 95% pure, or more preferably at least 97%.

[0037] In another embodiment, the present invention feature a crystalline form of Compound I which has characteristic peaks in the powder X-ray diffraction (PXRD) pattern at values of two theta ($^{\circ} 2\theta$) of 8.4, 8.9, 11.1, 12.2, 14.5, 15, 15.9, 17.4, 17.8, and 22.2, and which is substantially pure. For example the crystalline form can be at least 90% pure, preferably at least 95% pure, or more preferably at least 97%.

[0038] In another embodiment, the present invention feature a crystalline form of Compound I which has characteristic peaks in the powder X-ray diffraction (PXRD) pattern at values of two theta ($^{\circ} 2\theta$) of 8.4, 8.9, 10.2, 11.1, 12.2, 12.5, 13.2, 13.7, 14.5, 15, 15.5, 15.9, 17.4, 17.8, 19.6, 19.9, 21.1, 22.2, 22.7, and 23.9, and which is substantially pure. For example the crystalline form can be at least 90% pure, preferably at least 95% pure, or more preferably at least 97%.

[0039] In another embodiment, the present invention feature a crystalline form of Compound I which has characteristic peaks in the powder X-ray diffraction (PXRD) pattern at values of two theta ($^{\circ} 2\theta$) of 6.7, 8.4, 8.9, 9.9, 10.2, 11.1, 12.2, 12.5, 13.2, 13.7, 14.5, 15, 15.5, 15.9, 17.4, 17.8, 18.1, 18.9, 19, 19.6, 19.9, 21.1, 21.8, 22.2, 22.7, 22.8, 23.2, 23.9, 24.6, and 25.1, and which is substantially pure. For example the crystalline form can be at least 90% pure, preferably at least 95% pure, or more preferably at least 97%.

[0040] In yet another embodiment, the present invention feature a crystalline form of Compound I which has characteristic peaks in the powder X-ray diffraction (PXRD) pattern as shown in Figure 2 and which is substantially pure. For example the crystalline form can be at least 90% pure, preferably at least 95% pure, or more preferably at least 97%.

[0041] In yet another embodiment, the present invention feature a crystalline form of Compound I which has characteristic peaks in the powder X-ray diffraction (PXRD) pattern at values of two theta ($^{\circ} 2\theta$) as shown in Table 2a and which is substantially pure. For example the crystalline form can be at least 90% pure, preferably at least 95% pure, or more preferably at least 97%.

[0042] In another embodiment, the present invention feature a crystalline form of Compound I which has characteristic peaks in the powder X-ray diffraction (PXRD) pattern at values of two theta ($^{\circ} 2\theta$) of 8.2, 10.9, 14.1, 14.3, 14.9, 15.5, 15.8, 17.5, 21.8, and 22.2, and which is substantially pure. For example the crystalline form can be at least 90% pure, preferably at least 95% pure, or more preferably at least 97%.

[0043] In another embodiment, the present invention feature a crystalline form of Compound I which has characteristic peaks in the powder X-ray diffraction (PXRD) pattern at values of two theta ($^{\circ} 2\theta$) of 8.2, 8.7, 10.9, 14.1, 14.3, 14.6, 14.9, 15.5, 15.8, 17.3, 17.5, 18.7, 19.7, 20.7, 21.4, 21.8, 22.2, 22.8, 23.5, and 23.7, and which is substantially pure. For example the crystalline form can be at least 90% pure, preferably at least 95% pure, or more preferably at least 97%.

[0044] In another embodiment, the present invention feature a crystalline form of Compound I which has characteristic peaks in the powder X-ray diffraction (PXRD) pattern at values of two theta ($^{\circ} 2\theta$) of 6.4, 8.2, 8.7, 10.1, 10.9, 12, 12.3, 13, 13.4, 14.1, 14.3, 14.6, 14.9, 15.2, 15.5, 15.8, 17.3, 17.5, 18, 18.7, 19.4, 19.7, 20.2, 20.7, 20.9, 21.4, 21.8, 22.2, 22.8, 23.1, 23.5, 23.7, 24.2, 25, 25.4, 26.5, and 26.8, and which is substantially pure. For example the crystalline form can be at least 90% pure, preferably at least 95% pure, or more preferably at least 97%.

[0045] In yet another embodiment, the present invention feature a crystalline form of Compound I which has characteristic peaks in the powder X-ray diffraction (PXRD) pattern as shown in Figure 3 and which is substantially pure. For example the crystalline form can be at least 90% pure, preferably at least 95% pure, or more preferably at least 97%.

[0046] In yet another embodiment, the present invention feature a crystalline form of Compound I which has characteristic peaks in the powder X-ray diffraction (PXRD) pattern at values of two theta ($^{\circ}$ 2θ) as shown in Table 3a and which is substantially pure. For example the crystalline form can be at least 90% pure, preferably at least 95% pure, or more preferably at least 97%.

[0047] In another embodiment, the present invention feature a crystalline form of Compound I which has characteristic peaks in the powder X-ray diffraction (PXRD) pattern at values of two theta ($^{\circ}$ 2θ) of 8.4, 8.8, 11.1, 14.4, 15, 15.8, 17.4, 17.7, 22.2, and 23.8, and which is substantially pure. For example the crystalline form can be at least 90% pure, preferably at least 95% pure, or more preferably at least 97%.

[0048] In another embodiment, the present invention feature a crystalline form of Compound I which has characteristic peaks in the powder X-ray diffraction (PXRD) pattern at values of two theta ($^{\circ}$ 2θ) of 8.4, 8.8, 10.2, 11.1, 12.2, 13.2, 13.6, 14.4, 15, 15.4, 15.8, 17.4, 17.7, 18.8, 19.8, 21, 22.2, 22.7, 23.2, and 23.8, and which is substantially pure. For example the crystalline form can be at least 90% pure, preferably at least 95% pure, or more preferably at least 97%.

[0049] In another embodiment, the present invention feature a crystalline form of Compound I which has characteristic peaks in the powder X-ray diffraction (PXRD) pattern at values of two theta ($^{\circ}$ 2θ) of 6.6, 8.4, 8.8, 9.8, 10.2, 11.1, 12.2, 12.4, 13.2, 13.6, 14.4, 15, 15.4, 15.8, 17.4, 17.7, 18.1, 18.8, 19.5, 19.8, 20.7, 21, 21.7, 22.2, 22.7, 23.2, 23.8, 24.5, 25, 26.8, and 27.4, and 32.45, and which is substantially pure. For example the crystalline form can be at least 90% pure, preferably at least 95% pure, or more preferably at least 97%.

[0050] In yet another embodiment, the present invention feature a crystalline form of Compound I which has characteristic peaks in the powder X-ray diffraction (PXRD) pattern as shown in Figure 4 and which is substantially pure. For example the crystalline form can be at least 90% pure, preferably at least 95% pure, or more preferably at least 97%.

[0051] In yet another embodiment, the present invention feature a crystalline form of Compound I which has characteristic peaks in the powder X-ray diffraction (PXRD) pattern at values of two theta ($^{\circ}$ 2θ) as shown in Table 4a and which is substantially pure. For

example the crystalline form can be at least 90% pure, preferably at least 95% pure, or more preferably at least 97%.

[0052] In another embodiment, the present invention feature a crystalline form of Compound I which has characteristic peaks in the powder X-ray diffraction (PXRD) pattern at values of two theta ($^{\circ} 2\theta$) of 8.4, 9.1, 11.2, 14.5, 15.1, 15.6, 16, 16.3, 17.5, and 17.9, and which is substantially pure. For example the crystalline form can be at least 90% pure, preferably at least 95% pure, or more preferably at least 97%.

[0053] In another embodiment, the present invention feature a crystalline form of Compound I which has characteristic peaks in the powder X-ray diffraction (PXRD) pattern at values of two theta ($^{\circ} 2\theta$) of 8.4, 9.1, 10.2, 11.2, 12.3, 13.3, 14.5, 15.1, 15.6, 16, 16.3, 17, 17.5, 17.9, 18.2, 19, 19.4, 20, 21.2, and 24, and which is substantially pure. For example the crystalline form can be at least 90% pure, preferably at least 95% pure, or more preferably at least 97%.

[0054] In another embodiment, the present invention feature a crystalline form of Compound I which has characteristic peaks in the powder X-ray diffraction (PXRD) pattern at values of two theta ($^{\circ} 2\theta$) of 6.7, 8.4, 9.1, 9.6, 9.9, 10.2, 11.2, 12.3, 13.3, 13.7, 14.5, 15.1, 15.6, 16, 16.3, 17, 17.5, 17.9, 18.2, 19, 19.4, 20, 20.9, 21.2, 21.9, 22.4, 22.8, 23.3, 24, 24.6, 25.1, 25.6, 27, and 27.8, and which is substantially pure. For example the crystalline form can be at least 90% pure, preferably at least 95% pure, or more preferably at least 97%.

[0055] In yet another aspect, the present invention features processes of using a crystalline form of the invention to make a composition comprising Compound I. The processes comprise dissolving a crystalline form of the invention in a solvent.

[0056] Any crystalline form described herein, including any crystalline form described in any aspect, embodiment or example of this application, can be used in any process of the invention described herein.

[0057] In one embodiment, the solvent is a volatile solvent such as ethanol or methanol. A suitable excipient, such as a hydrophilic polymer described below or a sugar alcohol, can also be dissolved in the solvent. The solution thus produced can then be dried to remove the solvent, such as via spray drying, freeze drying or other solvent evaporation techniques, thereby creating a solid dispersion that comprises Compound I and the excipient. Preferably, Compound I is in an amorphous form in the solid dispersion. More preferably, the solid dispersion is a solid solution or a glassy solution. In many cases, a pharmaceutically acceptable surfactant described below can also be added to the solution prior to solvent

removal; and as a result, the solid dispersion/solid solution/glass solution produced according to this embodiment also comprises the surfactant.

[0058] In another embodiment, the solvent is an excipient, such as a hydrophilic polymer described below or a sugar alcohol, in a molten or rubbery state. The crystalline form of Compound I dissolves in the molten or rubbery excipient. Heating may be used to facilitate the dissolving and mixing of the crystalline form of Compound I in the molten or rubbery excipient. Preferably, melt extrusion is used to dissolve and mix the crystalline form of Compound I in the excipient. A solution or melt thus produced can be cooled and solidified to form a solid dispersion that comprises Compound I and the excipient. Preferably, Compound I is in an amorphous form in the solid dispersion. More preferably, the solid dispersion is a solid solution or a glassy solution. The solid dispersion, solid solution or glassy solution can be milled, ground or granulated, and then compressed into a tablet or another suitable solid dosage form with or without other additives. The solid dispersion, solid solution or glassy solution can also be directly shaped or configured into a tablet or another suitable solid dosage form. In many cases, a pharmaceutically acceptable surfactant described below can be added to the solution or melt prior to solidification; and as a result, the solid dispersion/solid solution/glassy solution produced according to this embodiment also comprises the surfactant.

[0059] In yet another embodiment, both heating and a volatile solvent are used to dissolve a crystalline form of Compound I in a solution comprising a suitable excipient.

[0060] As used herein, the term “solid dispersion” defines a system in a solid state (as opposed to a liquid or gaseous state) comprising at least two components, wherein one component is dispersed throughout the other component or components. For example, an active ingredient or a combination of active ingredients can be dispersed in a matrix comprised of a pharmaceutically acceptable hydrophilic polymer(s) and a pharmaceutically acceptable surfactant(s). The term “solid dispersion” encompasses systems having small particles of one phase dispersed in another phase. When a solid dispersion of the components is such that the system is chemically and physically uniform or homogenous throughout or consists of one phase (as defined in thermodynamics), such a solid dispersion is called a “solid solution.” A glassy solution is a solid solution in which a solute is dissolved in a glassy solvent.

[0061] Non-limiting examples of excipients suitable for use in a process of the invention include numerous hydrophilic polymers. Preferably, a hydrophilic polymer employed in a process of the invention has a T_g of at least 50 °C, more preferably at least 60

°C, and highly preferably at least 80 °C including, but not limited to from, 80 °C to 180 °C, or from 100 °C to 150 °C. Methods for determining T_g values of organic polymers are described in INTRODUCTION TO PHYSICAL POLYMER SCIENCE (2nd Edition by L.H. Sperling, published by John Wiley & Sons, Inc., 1992). The T_g value can be calculated as the weighted sum of the T_g values for homopolymers derived from each of the individual monomers, i.e., the polymer $T_g = \sum W_i \cdot X_i$ where W_i is the weight percent of monomer i in the organic polymer, and X_i is the T_g value for the homopolymer derived from monomer i . T_g values for the homopolymers may be taken from POLYMER HANDBOOK (2nd Edition by J. Brandrup and E.H. Immergut, Editors, published by John Wiley & Sons, Inc., 1975). Hydrophilic polymers with a T_g as described above may allow for the preparation of solid dispersions that are mechanically stable and, within ordinary temperature ranges, sufficiently temperature stable so that the solid dispersions may be used as dosage forms without further processing or be compacted to tablets with only a small amount of tableting aids. Hydrophilic polymers having a T_g of below 50°C may also be used.

[0062] Preferably, a hydrophilic polymer employed in the present invention is water-soluble. A solid composition of the present invention can also comprise poorly water-soluble or water-insoluble polymer or polymers, such as cross-linked polymers. A hydrophilic polymer comprised in a solid composition of the present invention preferably has an apparent viscosity, when dissolved at 20 °C in an aqueous solution at 2 % (w/v), of 1 to 5000 mPa·s, and more preferably of 1 to 700 mPa·s, and most preferably of 5 to 100 mPa·s.

[0063] Hydrophilic polymers suitable for use in a process of the invention include, but are not limited to, homopolymers or copolymers of N-vinyl lactams, such as homopolymers or copolymers of N-vinyl pyrrolidone (e.g., polyvinylpyrrolidone (PVP), or copolymers of N-vinyl pyrrolidone and vinyl acetate or vinyl propionate); cellulose esters or cellulose ethers, such as alkylcelluloses (e.g., methylcellulose or ethylcellulose), hydroxyalkylcelluloses (e.g., hydroxypropylcellulose), hydroxyalkylalkylcelluloses (e.g., hydroxypropylmethylcellulose), and cellulose phthalates or succinates (e.g., cellulose acetate phthalate and hydroxypropylmethylcellulose phthalate, hydroxypropylmethylcellulose succinate, or hydroxypropylmethylcellulose acetate succinate); high molecular polyalkylene oxides, such as polyethylene oxide, polypropylene oxide, and copolymers of ethylene oxide and propylene oxide; polyacrylates or polymethacrylates, such as methacrylic acid/ethyl acrylate copolymers, methacrylic acid/methyl methacrylate copolymers, butyl methacrylate/2-dimethylaminoethyl methacrylate copolymers, poly(hydroxyalkyl acrylates),

and poly(hydroxyalkyl methacrylates); polyacrylamides; vinyl acetate polymers, such as copolymers of vinyl acetate and crotonic acid, and partially hydrolyzed polyvinyl acetate (also referred to as partially saponified “polyvinyl alcohol”); polyvinyl alcohol; oligo- or polysaccharides, such as carrageenans, galactomannans, and xanthan gum; polyhydroxyalkylacrylates; polyhydroxyalkyl-methacrylates; copolymers of methyl methacrylate and acrylic acid; polyethylene glycols (PEGs); or any mixture thereof.

[0064] Non-limiting examples of preferred hydrophilic polymers for use in a process of the invention include polyvinylpyrrolidone (PVP) K17, PVP K25, PVP K30, PVP K90, hydroxypropyl methylcellulose (HPMC) E3, HPMC E5, HPMC E6, HPMC E15, HPMC K3, HPMC A4, HPMC A15, HPMC acetate succinate (AS) LF, HPMC AS MF, HPMC AS HF, HPMC AS LG, HPMC AS MG, HPMC AS HG, HPMC phthalate (P) 50, HPMC P 55, Ethocel 4, Ethocel 7, Ethocel 10, Ethocel 14, Ethocel 20, copovidone (vinylpyrrolidone-vinyl acetate copolymer 60/40), polyvinyl acetate, methacrylate/methacrylic acid copolymer (Eudragit) L100-55, Eudragit L100, Eudragit S100, polyethylene glycol (PEG) 400, PEG 600, PEG 1450, PEG 3350, PEG 4000, PEG 6000, PEG 8000, poloxamer 124, poloxamer 188, poloxamer 237, poloxamer 338, and poloxamer 407.

[0065] Of these, homopolymers or copolymers of N-vinyl pyrrolidone, such as copolymers of N-vinyl pyrrolidone and vinyl acetate, are preferred. A non-limiting example of a preferred polymer is a copolymer of 60 % by weight of N-vinyl pyrrolidone and 40 % by weight of vinyl acetate. Other preferred polymers include, without limitation, hydroxypropyl methylcellulose (HPMC, also known as hypromellose in USP), such as hydroxypropyl methylcellulose grade E5 (HPMC-E5); and hydroxypropyl methylcellulose acetate succinate (HPMC-AS).

[0066] A pharmaceutically acceptable surfactant employed in a process of the invention is preferably a non-ionic surfactant. More preferably, the non-ionic surfactant has an HLB value of from 2-20. The HLB system (Fiedler, H.B., *ENCYCLOPEDIA OF EXCIPIENTS*, 5th ed., Aulendorf: ECV-Editio-Cantor-Verlag (2002)) attributes numeric values to surfactants, with lipophilic substances receiving lower HLB values and hydrophilic substances receiving higher HLB values.

[0067] Non-limiting examples of pharmaceutically acceptable surfactants that are suitable for use in a process of the invention include polyoxyethylene castor oil derivatives, e.g. polyoxyethyleneglycerol triricinoleate or polyoxyl 35 castor oil (Cremophor® EL; BASF Corp.) or polyoxyethyleneglycerol oxystearate such as polyethyleneglycol 40 hydrogenated castor oil (Cremophor® RH 40, also known as polyoxyl 40 hydrogenated castor oil or

macroglycerol hydroxystearate) or polyethylenglycol 60 hydrogenated castor oil (Cremophor® RH 60); or a mono fatty acid ester of polyoxyethylene sorbitan, such as a mono fatty acid ester of polyoxyethylene (20) sorbitan, e.g. polyoxyethylene (20) sorbitan monooleate (Tween® 80), polyoxyethylene (20) sorbitan monostearate (Tween® 60), polyoxyethylene (20) sorbitan monopalmitate (Tween® 40), or polyoxyethylene (20) sorbitan monolaurate (Tween® 20). Other non-limiting examples of suitable surfactants include polyoxyethylene alkyl ethers, e.g. polyoxyethylene (3) lauryl ether, polyoxyethylene (5) cetyl ether, polyoxyethylene (2) stearyl ether, polyoxyethylene (5) stearyl ether; polyoxyethylene alkylaryl ethers, e.g. polyoxyethylene (2) nonylphenyl ether, polyoxyethylene (3) nonylphenyl ether, polyoxyethylene (4) nonylphenyl ether, polyoxyethylene (3) octylphenyl ether; polyethylene glycol fatty acid esters, e.g. PEG-200 monolaurate, PEG-200 dilaurate, PEG-300 dilaurate, PEG-400 dilaurate, PEG-300 distearate, PEG-300 dioleate; alkylene glycol fatty acid mono esters, e.g. propylene glycol monolaurate (Lauroglycol®); sucrose fatty acid esters, e.g. sucrose monostearate, sucrose distearate, sucrose monolaurate, sucrose dilaurate; sorbitan fatty acid mono esters such as sorbitan mono laurate (Span® 20), sorbitan monooleate, sorbitan monopalmitate (Span® 40), or sorbitan stearate. Other suitable surfactants include, but are not limited to, block copolymers of ethylene oxide and propylene oxide, also known as polyoxyethylene polyoxypropylene block copolymers or polyoxyethylene polypropyleneglycol, such as Poloxamer® 124, Poloxamer® 188, Poloxamer® 237, Poloxamer® 388, or Poloxamer® 407 (BASF Wyandotte Corp.).

[0068] Non-limiting examples of preferred surfactants for use in a process of the invention include polysorbate 20, polysorbate 40, polysorbate 60, polysorbate 80, Cremophor RH 40, Cremophor EL, Gelucire 44/14, Gelucire 50/13, D-alpha-tocopheryl polyethylene glycol 1000 succinate (vitamin E TPGS), propylene glycol laurate, sodium lauryl sulfate, and sorbitan monolaurate.

[0069] A pharmaceutically acceptable surfactant as used herein can be a mixture of pharmaceutically acceptable surfactants, such as a combination of a surfactant having an HLB value of below 10 and another surfactant having an HLB value of no less than 10.

[0070] In one embodiment, a surfactant having an HLB value of at least 10 is used in a process of the invention. In another embodiment, a surfactant having an HLB value of below 10 is used in a process of the invention. In yet another embodiment, a mixture of two or more surfactants (e.g., a combination of one surfactant having an HLB value of at least 10 and another surfactant having an HLB value of below 10) is used in a process of the invention.

[0071] In one embodiment, a process of the invention comprises dissolving a crystalline form of the invention, a hydrophilic polymer described above, and a surfactant described above to form a solution (e.g., a melt). The hydrophilic polymer can be selected, for example, from the group consisting of homopolymer of N-vinyl lactam, copolymer of N-vinyl lactam, cellulose ester, cellulose ether, polyalkylene oxide, polyacrylate, polymethacrylate, polyacrylamide, polyvinyl alcohol, vinyl acetate polymer, oligosaccharide, and polysaccharide. As a non-limiting example, the hydrophilic polymer is selected from the group consisting of homopolymer of N-vinyl pyrrolidone, copolymer of N-vinyl pyrrolidone, copolymer of N-vinyl pyrrolidone and vinyl acetate, copolymer of N-vinyl pyrrolidone and vinyl propionate, polyvinylpyrrolidone, methylcellulose, ethylcellulose, hydroxyalkylcelluloses, hydroxypropylcellulose, hydroxyalkylalkylcellulose, hydroxypropylmethylcellulose, cellulose phthalate, cellulose succinate, cellulose acetate phthalate, hydroxypropylmethylcellulose phthalate, hydroxypropylmethylcellulose succinate, hydroxypropylmethylcellulose acetate succinate, polyethylene oxide, polypropylene oxide, copolymer of ethylene oxide and propylene oxide, methacrylic acid/ethyl acrylate copolymer, methacrylic acid/methyl methacrylate copolymer, butyl methacrylate/2-dimethylaminoethyl methacrylate copolymer, poly(hydroxyalkyl acrylate), poly(hydroxyalkyl methacrylate), copolymer of vinyl acetate and crotonic acid, partially hydrolyzed polyvinyl acetate, carrageenan, galactomannan, and xanthan gum. Preferably, the hydrophilic polymer is selected from polyvinylpyrrolidone (PVP) K17, PVP K25, PVP K30, PVP K90, hydroxypropyl methylcellulose (HPMC) E3, HPMC E5, HPMC E6, HPMC E15, HPMC K3, HPMC A4, HPMC A15, HPMC acetate succinate (AS) LF, HPMC AS MF, HPMC AS HF, HPMC AS LG, HPMC AS MG, HPMC AS HG, HPMC phthalate (P) 50, HPMC P 55, Ethocel 4, Ethocel 7, Ethocel 10, Ethocel 14, Ethocel 20, copovidone (vinylpyrrolidone-vinyl acetate copolymer 60/40), polyvinyl acetate, methacrylate/methacrylic acid copolymer (Eudragit) L100-55, Eudragit L100, Eudragit S100, polyethylene glycol (PEG) 400, PEG 600, PEG 1450, PEG 3350, PEG 4000, PEG 6000, PEG 8000, poloxamer 124, poloxamer 188, poloxamer 237, poloxamer 338, or poloxamer 407. More preferably, the hydrophilic polymer is selected from homopolymers of vinylpyrrolidone (e.g., PVP with Fikentscher K values of from 12 to 100, or PVP with Fikentscher K values of from 17 to 30), or copolymers of 30 to 70% by weight of N-vinylpyrrolidone (VP) and 70 to 30% by weight of vinyl acetate (VA) (e.g., a copolymer of 60% by weight VP and 40% by weight VA). The surfactant can be selected, for example, from the group consisting of polyoxyethyleneglycerol triricinoleate or polyoxyl 35 castor oil (Cremophor® EL; BASF Corp.) or polyoxyethyleneglycerol

oxystearate, mono fatty acid ester of polyoxyethylene sorbitan, polyoxyethylene alkyl ether, polyoxyethylene alkylaryl ether, polyethylene glycol fatty acid ester, alkylene glycol fatty acid mono ester, sucrose fatty acid ester, and sorbitan fatty acid mono ester. As a non-limited example, the surfactant is selected from the group consisting of polyethyleneglycol 40 hydrogenated castor oil (Cremophor® RH 40, also known as polyoxyl 40 hydrogenated castor oil or macrogolglycerol hydroxystearate), polyethyleneglycol 60 hydrogenated castor oil (Cremophor® RH 60), a mono fatty acid ester of polyoxyethylene (20) sorbitan (e.g. polyoxyethylene (20) sorbitan monooleate (Tween® 80), polyoxyethylene (20) sorbitan monostearate (Tween® 60), polyoxyethylene (20) sorbitan monopalmitate (Tween® 40), or polyoxyethylene (20) sorbitan monolaurate (Tween® 20)), polyoxyethylene (3) lauryl ether, polyoxyethylene (5) cetyl ether, polyoxyethylene (2) stearyl ether, polyoxyethylene (5) stearyl ether, polyoxyethylene (2) nonylphenyl ether, polyoxyethylene (3) nonylphenyl ether, polyoxyethylene (4) nonylphenyl ether, polyoxyethylene (3) octylphenyl ether, PEG-200 monolaurate, PEG-200 dilaurate, PEG-300 dilaurate, PEG-400 dilaurate, PEG-300 distearate, PEG-300 dioleate, propylene glycol monolaurate, sucrose monostearate, sucrose distearate, sucrose monolaurate, sucrose dilaurate, sorbitan monolaurate, sorbitan monooleate, sorbitan monopalmitate, and sorbitan stearate. Preferably, the surfactant is selected from polysorbate 20, polysorbate 40, polysorbate 60, polysorbate 80, Cremophor RH 40, Cremophor EL, Gelucire 44/14, Gelucire 50/13, D-alpha-tocopheryl polyethylene glycol 1000 succinate (vitamin E TPGS), propylene glycol laurate, sodium lauryl sulfate, or sorbitan monolaurate. More preferably, the surfactant is selected from sorbitan monolaurate or D-alpha-tocopheryl polyethylene glycol 1000 succinate.

[0072] In another embodiment, a process of the invention comprises dissolving a crystalline form of the invention, a hydrophilic polymer described above, and a surfactant described above to form a solution (e.g., a melt). The hydrophilic polymer is a homopolymer or copolymer of N-vinyl pyrrolidone (e.g., copovidone). The pharmaceutically acceptable surfactant can be, e.g., vitamin E TPGS, or sorbitan monolaurate.

[0073] A melt-extrusion process of the invention typically comprises preparing a melt from (1) a crystalline form of the invention, (2) a hydrophilic polymer described above (or another suitable binder), and (3) preferably a surfactant described above. The melt can then be cooled until it solidifies. The crystalline form of Compound I initially used will disappear upon the formation of the melt. The melt may also include other additives. "Melting" means a transition into a liquid or rubbery state in which it is possible for one component to get embedded, preferably homogeneously embedded, in the other component or components. In

many cases, the polymer component will melt and the other components including the crystalline form of Compound I and the surfactant will dissolve in the melt thereby forming a solution. Melting usually involves heating above the softening point of the polymer. The preparation of the melt can take place in a variety of ways. The mixing of the components can take place before, during or after the formation of the melt. For example, the components can be mixed first and then melted or be simultaneously mixed and melted. The melt can also be homogenized in order to disperse Compound I efficiently. In addition, it may be convenient first to melt the polymer and then to mix in and homogenize Compound I. In one example, all materials except the surfactant are blended and fed into an extruder, while the surfactant is molten externally and pumped in during extrusion.

[0074] In another example, the melt comprises Compound I and a hydrophilic polymer described above, and the melt temperature is in the range of from 100 to 170 °C, preferably from 120 to 150 °C, and highly preferably from 135 to 140 °C. The melt can also include a pharmaceutically acceptable surfactant described above.

[0075] In still another example, the melt comprises Compound I, at least another anti-HCV agent (e.g., a HCV polymerase inhibitor, or a NS5A inhibitor, or a combination of a HCV polymerase inhibitor and a NS5A inhibitor), and a hydrophilic polymer described above. The melt can also include a pharmaceutically acceptable surfactant described above.

[0076] To start a melt-extrusion process, Compound I is employed in a crystalline form of the invention, e.g., any crystalline form described in any aspect, embodiment or example of this application. A crystalline form of the invention may also be first dissolved in a suitable liquid solvent such as alcohols, aliphatic hydrocarbons, esters or, in some cases, liquid carbon dioxide; the solvent can be removed, e.g. evaporated, upon preparation of the melt.

[0077] Various additives can also be included in the melt, for example, flow regulators (e.g., colloidal silica), lubricants, fillers, disintegrants, plasticizers, colorants, or stabilizers (e.g., antioxidants, light stabilizers, radical scavengers, and stabilizers against microbial attack).

[0078] The melting and/or mixing can take place in an apparatus customary for this purpose. Particularly suitable ones are extruders or kneaders. Suitable extruders include single screw extruders, intermeshing screw extruders or multiscrew extruders, preferably twin screw extruders, which can be corotating or counterrotating and, optionally, be equipped with kneading disks. It will be appreciated that the working temperatures will be determined by the kind of extruder or the kind of configuration within the extruder that is used. Part of the

energy needed to melt, mix and dissolve the components in the extruder can be provided by heating elements. However, the friction and shearing of the material in the extruder may also provide a substantial amount of energy to the mixture and aid in the formation of a homogeneous melt of the components.

[0079] The melt can range from thin to pasty to viscous. Shaping of the extrudate can be conveniently carried out by a calender with two counter-rotating rollers with mutually matching depressions on their surface. The extrudate can be cooled and allow to solidify. The extrudate can also be cut into pieces, either before (hot-cut) or after solidification (cold-cut).

[0080] The solidified extrusion product can be further milled, ground or otherwise reduced to granules. The solidified extrudate, as well as each granule produced, comprises a solid dispersion, preferably a solid solution, of Compound I in a matrix comprised of the hydrophilic polymer and optionally the pharmaceutically acceptable surfactant. Where the granules do not contain any surfactant, a pharmaceutically acceptable surfactant described above can be added to and blended with the granules. The extrusion product can also be blended with other active ingredient(s) (e.g., ritonavir) and/or additive(s) before being milled or ground to granules. The granules can be further processed into suitable solid oral dosage forms.

[0081] In one example, copovidone and a surfactant described above are mixed and granulated, followed by the addition of aerosil and a crystalline form of Compound I of the invention. The mixture can also contain ritonavir. The mixture, which may contain for example 5% by weight of Compound I, is then milled. The mixture is then subject to extrusion, and the extrudate thus produced can be milled and sieved for further processing to make capsules or tablets. The surfactant employed in this example can also be added through liquid dosing during extrusion.

[0082] The approach of solvent evaporation, e.g., via spray-drying, provides the advantage of allowing for processability at lower temperatures, if needed, and allows for other modifications to the process in order to further improve powder properties. The spray-dried powder can then be formulated further, if needed, and final drug product is flexible with regards to whether capsule, tablet or any other solid dosage form is desired.

[0083] Exemplary spray-drying processes and spray-drying equipment are described in K. Masters, SPRAY DRYING HANDBOOK (Halstead Press, New York, 4th ed., 1985). Non-limiting examples of spray-drying devices that are suitable for the present invention include spray dryers manufactured by Niro Inc. or GEA Process Engineering Inc., Buchi

Labortechnik AG, and Spray Drying Systems, Inc. A spray-drying process generally involves breaking up a liquid mixture into small droplets and rapidly removing solvent from the droplets in a container (spray drying apparatus) where there is a strong driving force for evaporation of solvent from the droplets. Atomization techniques include, for example, two-fluid or pressure nozzles, or rotary atomizers. The strong driving force for solvent evaporation can be provided, for example, by maintaining the partial pressure of solvent in the spray drying apparatus well below the vapor pressure of the solvent at the temperatures of the drying droplets. This may be accomplished by either (1) maintaining the pressure in the spray drying apparatus at a partial vacuum; (2) mixing the liquid droplets with a warm drying gas (e.g., heated nitrogen); or (3) both.

[0084] The temperature and flow rate of the drying gas, as well as the spray dryer design, can be selected so that the droplets are dry enough by the time they reach the wall of the apparatus. This help to ensure that the dried droplets are essentially solid and can form a fine powder and do not stick to the apparatus wall. The spray-dried product can be collected by removing the material manually, pneumatically, mechanically or by other suitable means. The actual length of time to achieve the preferred level of dryness depends on the size of the droplets, the formulation, and spray dryer operation. Following the solidification, the solid powder may stay in the spray drying chamber for additional time (e.g., 5-60 seconds) to further evaporate solvent from the solid powder. The final solvent content in the solid dispersion as it exits the dryer is preferably at a sufficiently low level so as to improve the stability of the final product. For instance, the residual solvent content of the spray-dried powder can be less than 2% by weight. Highly preferably, the residual solvent content is within the limits set forth in the International Conference on Harmonization (ICH) Guidelines. In addition, it may be useful to subject the spray-dried composition to further drying to lower the residual solvent to even lower levels. Methods to further lower solvent levels include, but are not limited to, fluid bed drying, infra-red drying, tumble drying, vacuum drying, and combinations of these and other processes.

[0085] Like the solid extrudate described above, the spray dried product contains a solid dispersion, preferably a solid solution, of Compound I in a matrix comprised of a hydrophilic polymer described above and optionally a pharmaceutically acceptable surfactant described above. Where the spray dried product does not contain any surfactant, a pharmaceutically acceptable surfactant described above can be added to and blended with the spray-dried product before further processing.

[0086] Before feeding into a spray dryer, a crystalline form of Compound I of the invention, a hydrophilic polymer described above, as well as other optional active ingredients or excipients such as a pharmaceutically acceptable surfactant described above, can be dissolved in a solvent. Suitable solvents include, but are not limited to, alkanols (e.g., methanol, ethanol, 1-propanol, 2-propanol or mixtures thereof), acetone, acetone/water, alkanol/water mixtures (e.g., ethanol/water mixtures), or combinations thereof. The solution can also be preheated before being fed into the spray dryer. In many cases, ritonavir is dissolved together with the crystalline form of Compound I.

[0087] The solid dispersion produced by melt-extrusion, spray-drying or other techniques can be prepared into any suitable solid oral dosage forms. In one embodiment, the solid dispersion prepared by melt-extrusion, spray-drying or other techniques (e.g., the extrudate or the spray-dried powder) can be compressed into tablets. The solid dispersion can be either directly compressed, or milled or ground to granules or powders before compression. Compression can be done in a tablet press, such as in a steel die between two moving punches. When a solid composition comprises Compound I and another anti-HCV agent, it is possible to separately prepare solid dispersions of each individual active ingredient and then blend the optionally milled or ground solid dispersions before compacting. Compound I and another anti-HCV agent can also be prepared in the same solid dispersion, optionally milled and/or blended with other additives, and then compressed into tablets. Likewise, when a solid composition comprises Compound I and ritonavir, it is possible to separately prepare solid dispersions of each individual active ingredient and then blend the optionally milled or ground solid dispersions before compacting. Compound I and ritonavir can also be prepared in the same solid dispersion, optionally milled and/or blended with other additives, and then compressed into tablets.

[0088] At least one additive, such as one selected from flow regulators, lubricants, fillers, disintegrants or plasticizers, may be used in compressing the solid dispersion. These additives can be mixed with ground or milled solid dispersion before compacting. Disintegrants promote a rapid disintegration of the compact in the stomach and keeps the liberated granules separate from one another. Non-limiting examples of suitable disintegrants are cross-linked polymers such as cross-linked polyvinyl pyrrolidone, cross-linked sodium carboxymethylcellulose or sodium croscarmellose. Non-limiting examples of suitable fillers (also referred to as bulking agents) are lactose monohydrate, calcium hydrogenphosphate, microcrystalline cellulose (e.g., Avicell), silicates, in particular silicium dioxide, magnesium oxide, talc, potato or corn starch, isomalt, or polyvinyl alcohol. Non-limiting examples of

suitable flow regulators include highly dispersed silica (e.g., colloidal silica such as Aerosil), and animal or vegetable fats or waxes. Non-limiting examples of suitable lubricants include polyethylene glycol (e.g., having a molecular weight of from 1000 to 6000), magnesium and calcium stearates, sodium stearyl fumarate, and the like.

[0089] Various other additives may also be used in preparing a solid composition prepared according to a process of the invention, for example dyes such as azo dyes, organic or inorganic pigments such as aluminium oxide or titanium dioxide, or dyes of natural origin; stabilizers such as antioxidants, light stabilizers, radical scavengers, stabilizers against microbial attack.

[0090] In one embodiment, a process of the invention described above (including any process described in any aspect, embodiment, example or preference) uses a crystalline form of Compound I which has characteristic peaks in the powder X-ray diffraction (PXRD) pattern as shown in Figure 1 and which is substantially pure. For example, the crystalline form used can be at least 90% pure, preferably at least 95% pure, or more preferably at least 97%.

[0091] In another embodiment, a process of the invention described above (including any process described in any aspect, embodiment, example or preference) uses a crystalline form of Compound I which has characteristic peaks in the powder X-ray diffraction (PXRD) pattern at values of two theta ($^{\circ}$ 2 θ) as shown in Table 1a and which is substantially pure. For example, the crystalline form used can be at least 90% pure, preferably at least 95% pure, or more preferably at least 97%.

[0092] In another embodiment, a process of the invention described above (including any process described in any aspect, embodiment, example or preference) uses a crystalline form of Compound I which has characteristic peaks in the powder X-ray diffraction (PXRD) pattern at values of two theta ($^{\circ}$ 2 θ) of 8.4, 8.9, 11.1, 12.2, 14.5, 15, 15.9, 17.4, 17.8, and 22.2, and which is substantially pure. For example, the crystalline form used can be at least 90% pure, preferably at least 95% pure, or more preferably at least 97%.

[0093] In another embodiment, a process of the invention described above (including any process described in any aspect, embodiment, example or preference) uses a crystalline form of Compound I which has characteristic peaks in the powder X-ray diffraction (PXRD) pattern at values of two theta ($^{\circ}$ 2 θ) of 8.4, 8.9, 10.2, 11.1, 12.2, 12.5, 13.2, 13.7, 14.5, 15, 15.5, 15.9, 17.4, 17.8, 19.6, 19.9, 21.1, 22.2, 22.7, and 23.9, and which is substantially pure. For example, the crystalline form used can be at least 90% pure, preferably at least 95% pure, or more preferably at least 97%.

[0094] In another embodiment, a process of the invention described above (including any process described in any aspect, embodiment, example or preference) uses a crystalline form of Compound I which has characteristic peaks in the powder X-ray diffraction (PXRD) pattern at values of two theta ($^{\circ}$ 2θ) of 6.7, 8.4, 8.9, 9.9, 10.2, 11.1, 12.2, 12.5, 13.2, 13.7, 14.5, 15, 15.5, 15.9, 17.4, 17.8, 18.1, 18.9, 19, 19.6, 19.9, 21.1, 21.8, 22.2, 22.7, 22.8, 23.2, 23.9, 24.6, and 25.1, and which is substantially pure. For example, the crystalline form used can be at least 90% pure, preferably at least 95% pure, or more preferably at least 97%.

[0095] In yet another embodiment, a process of the invention described above (including any process described in any aspect, embodiment, example or preference) uses a crystalline form of Compound I which has characteristic peaks in the powder X-ray diffraction (PXRD) pattern as shown in Figure 2 and which is substantially pure. For example, the crystalline form used can be at least 90% pure, preferably at least 95% pure, or more preferably at least 97%.

[0096] In yet another embodiment, a process of the invention described above (including any process described in any aspect, embodiment, example or preference) uses a crystalline form of Compound I which has characteristic peaks in the powder X-ray diffraction (PXRD) pattern at values of two theta ($^{\circ}$ 2θ) as shown in Table 2a and which is substantially pure. For example, the crystalline form used can be at least 90% pure, preferably at least 95% pure, or more preferably at least 97%.

[0097] In another embodiment, a process of the invention described above (including any process described in any aspect, embodiment, example or preference) uses a crystalline form of Compound I which has characteristic peaks in the powder X-ray diffraction (PXRD) pattern at values of two theta ($^{\circ}$ 2θ) of 8.2, 10.9, 14.1, 14.3, 14.9, 15.5, 15.8, 17.5, 21.8, and 22.2, and which is substantially pure. For example, the crystalline form used can be at least 90% pure, preferably at least 95% pure, or more preferably at least 97%.

[0098] In another embodiment, a process of the invention described above (including any process described in any aspect, embodiment, example or preference) uses a crystalline form of Compound I which has characteristic peaks in the powder X-ray diffraction (PXRD) pattern at values of two theta ($^{\circ}$ 2θ) of 8.2, 8.7, 10.9, 14.1, 14.3, 14.6, 14.9, 15.5, 15.8, 17.3, 17.5, 18.7, 19.7, 20.7, 21.4, 21.8, 22.2, 22.8, 23.5, and 23.7, and which is substantially pure. For example, the crystalline form used can be at least 90% pure, preferably at least 95% pure, or more preferably at least 97%.

[0099] In another embodiment, a process of the invention described above (including any process described in any aspect, embodiment, example or preference) uses a crystalline

form of Compound I which has characteristic peaks in the powder X-ray diffraction (PXRD) pattern at values of two theta ($^{\circ}$ 2θ) of 6.4, 8.2, 8.7, 10.1, 10.9, 12, 12.3, 13, 13.4, 14.1, 14.3, 14.6, 14.9, 15.2, 15.5, 15.8, 17.3, 17.5, 18, 18.7, 19.4, 19.7, 20.2, 20.7, 20.9, 21.4, 21.8, 22.2, 22.8, 23.1, 23.5, 23.7, 24.2, 25, 25.4, 26.5, and 26.8, and which is substantially pure. For example, the crystalline form used can be at least 90% pure, preferably at least 95% pure, or more preferably at least 97%.

[00100] In yet another embodiment, a process of the invention described above (including any process described in any aspect, embodiment, example or preference) uses a crystalline form of Compound I which has characteristic peaks in the powder X-ray diffraction (PXRD) pattern as shown in Figure 3 and which is substantially pure. For example, the crystalline form used can be at least 90% pure, preferably at least 95% pure, or more preferably at least 97%.

[0100] In yet another embodiment, a process of the invention described above (including any process described in any aspect, embodiment, example or preference) uses a crystalline form of Compound I which has characteristic peaks in the powder X-ray diffraction (PXRD) pattern at values of two theta ($^{\circ}$ 2θ) as shown in Table 3a and which is substantially pure. For example, the crystalline form used can be at least 90% pure, preferably at least 95% pure, or more preferably at least 97%.

[0101] In another embodiment, a process of the invention described above (including any process described in any aspect, embodiment, example or preference) uses a crystalline form of Compound I which has characteristic peaks in the powder X-ray diffraction (PXRD) pattern at values of two theta ($^{\circ}$ 2θ) of 8.4, 8.8, 11.1, 14.4, 15, 15.8, 17.4, 17.7, 22.2, and 23.8, and which is substantially pure. For example, the crystalline form used can be at least 90% pure, preferably at least 95% pure, or more preferably at least 97%.

[0102] In another embodiment, a process of the invention described above (including any process described in any aspect, embodiment, example or preference) uses a crystalline form of Compound I which has characteristic peaks in the powder X-ray diffraction (PXRD) pattern at values of two theta ($^{\circ}$ 2θ) of 8.4, 8.8, 10.2, 11.1, 12.2, 13.2, 13.6, 14.4, 15, 15.4, 15.8, 17.4, 17.7, 18.8, 19.8, 21, 22.2, 22.7, 23.2, and 23.8, and which is substantially pure. For example, the crystalline form used can be at least 90% pure, preferably at least 95% pure, or more preferably at least 97%.

[0103] In another embodiment, a process of the invention described above (including any process described in any aspect, embodiment, example or preference) uses a crystalline form of Compound I which has characteristic peaks in the powder X-ray diffraction (PXRD)

pattern at values of two theta ($^{\circ}$ 2θ) of 6.6, 8.4, 8.8, 9.8, 10.2, 11.1, 12.2, 12.4, 13.2, 13.6, 14.4, 15, 15.4, 15.8, 17.4, 17.7, 18.1, 18.8, 19.5, 19.8, 20.7, 21, 21.7, 22.2, 22.7, 23.2, 23.8, 24.5, 25, 26.8, and 27.4, and which is substantially pure. For example, the crystalline form used can be at least 90% pure, preferably at least 95% pure, or more preferably at least 97%.

[0104] In yet another embodiment, a process of the invention described above (including any process described in any aspect, embodiment, example or preference) uses a crystalline form of Compound I which has characteristic peaks in the powder X-ray diffraction (PXRD) pattern as shown in Figure 4 and which is substantially pure. For example, the crystalline form used can be at least 90% pure, preferably at least 95% pure, or more preferably at least 97%.

[0105] In yet another embodiment, a process of the invention described above (including any process described in any aspect, embodiment, example or preference) uses a crystalline form of Compound I which has characteristic peaks in the powder X-ray diffraction (PXRD) pattern at values of two theta ($^{\circ}$ 2θ) as shown in Table 4a and which is substantially pure. For example, the crystalline form used can be at least 90% pure, preferably at least 95% pure, or more preferably at least 97%.

[0106] In another embodiment, a process of the invention described above (including any process described in any aspect, embodiment, example or preference) uses a crystalline form of Compound I which has characteristic peaks in the powder X-ray diffraction (PXRD) pattern at values of two theta ($^{\circ}$ 2θ) of 8.4, 9.1, 11.2, 14.5, 15.1, 15.6, 16, 16.3, 17.5, and 17.9, and which is substantially pure. For example, the crystalline form used can be at least 90% pure, preferably at least 95% pure, or more preferably at least 97%.

[0107] In another embodiment, a process of the invention described above (including any process described in any aspect, embodiment, example or preference) uses a crystalline form of Compound I which has characteristic peaks in the powder X-ray diffraction (PXRD) pattern at values of two theta ($^{\circ}$ 2θ) of 8.4, 9.1, 10.2, 11.2, 12.3, 13.3, 14.5, 15.1, 15.6, 16, 16.3, 17, 17.5, 17.9, 18.2, 19, 19.4, 20, 21.2, and 24, and which is substantially pure. For example, the crystalline form used can be at least 90% pure, preferably at least 95% pure, or more preferably at least 97%.

[0108] In another embodiment, a process of the invention described above (including any process described in any aspect, embodiment, example or preference) uses a crystalline form of Compound I which has characteristic peaks in the powder X-ray diffraction (PXRD) pattern at values of two theta ($^{\circ}$ 2θ) of 6.7, 8.4, 9.1, 9.6, 9.9, 10.2, 11.2, 12.3, 13.3, 13.7, 14.5, 15.1, 15.6, 16, 16.3, 17, 17.5, 17.9, 18.2, 19, 19.4, 20, 20.9, 21.2, 21.9, 22.4, 22.8, 23.3, 24,

24.6, 25.1, 25.6, 27, and 27.8, and which is substantially pure. For example, the crystalline form used can be at least 90% pure, preferably at least 95% pure, or more preferably at least 97%.

[0109] In yet another aspect, the present invention features compositions comprising a crystalline form of Compound I of the invention. Any crystalline form described herein (including any crystalline form described in any aspect, embodiment or example) can be used to make a composition of the invention. Preferably, the crystalline form is substantially pure, such as at least 90% pure, preferably at least 95% pure, or more preferably at least 97% pure. In one embodiment, a composition of the invention comprises at least 5% by weight of a substantially pure crystalline form of the invention. In another embodiment, the composition of the invention comprises at least 10% by weight of a substantially pure crystalline form of the invention. In still another embodiment, a composition of the invention comprises at least 5% by weight of one or more crystalline forms of the invention. In yet another embodiment, a composition of the invention comprises at least 10% by weight of one or more crystalline forms of the invention.

Example 1. Preparation of Crystalline Form I (Hydrate)

[0110] Crude Compound I and methanol (12 volumes) were charged to a reactor and heated to 55 ± 10 °C to dissolve the solids. To the solution was added water (12 volumes) at a rate to maintain temperature >50 °C. The product was cooled to room temperature (RT) at approximately 10°C/hour and mixed for 30 minutes at RT. The product was isolated by filtration and the wet cake was washed with 1:2 (v/v) methanol:water (2 volumes). The product was dried in a vacuum oven with humidified nitrogen (about 30 to 90% relative humidity) oven at 50 °C.

[0111] Powder X-ray diffraction pattern and PXRD peaks with relative intensities of the crystalline form thus prepared are shown in Figure 1 and Table 1a, respectively. The crystallographic profile of the crystalline form is summarized in Table 1b.

Table 1a. PXRD Peak Listing of Form I

2-Theta	Relative Peak Height (%)
6.7	3.2
8.4	100.0
8.9	10.3
9.9	2.1
10.2	7.0

11.1	16.4
12.2	8.2
12.5	4.1
13.2	4.3
13.7	5.8
14.5	22.9
15.0	32.0
15.5	6.0
15.9	37.0
17.4	12.7
17.8	24.9
18.1	2.6
18.9	2.5
19.0	3.3
19.6	5.2
19.9	4.5
21.1	4.5
21.8	3.6
22.2	8.2
22.7	4.7
22.8	2.5
23.2	3.8
23.9	8.1
24.6	3.7
25.1	2.0

Table 1b. Crystallographic Profile of Form I

	Hydrate
Space group	P2 ₁ 2 ₁ 2 ₁
Temperature (K)	100
<i>a</i>	12.354(7)
<i>b</i>	17.432(10)
<i>c</i>	20.819 (12)
α (°)	90
β (°)	90
γ (°)	90
<i>V</i> (Å ³)	4483.47
<i>Z</i>	4
<i>R</i>	7.28

Example 2. Preparation of Compound I Trimethanol Solvate

[0112] 532 mg of Compound I was dissolved in 7.67 g MeOH at about 55°C. The resulting solution was allowed to cool to room temperature naturally. Crystals formed from the solution and the product was isolated by filtration.

[0113] Powder X-ray diffraction pattern and PXRD peaks with relative intensities of the crystalline form thus prepared are shown in Figure 2 and Table 2a, respectively. The crystallographic profile of the crystalline form is summarized in Table 2b.

Table 2a. PXRD Peak Listing of Compound I Trimethanol Solvate

2-Theta	Relative Peak Height (%)
6.4	2.9
8.2	100
8.7	9.9
10.1	3.8
10.9	20.8
12.0	3.9
12.3	2.1
13.0	4.3
13.4	3
14.1	63.4
14.3	42.1
14.6	6.9
14.9	27.9
15.2	5.1
15.5	19.4
15.8	53.7
17.3	14.7
17.5	66.9
18.0	4
18.7	6.2
19.4	5.6
19.7	6.3
20.2	2
20.7	6.1
20.9	4.8
21.4	7.5
21.8	19
22.2	23.7
22.8	9.7
23.1	3.7
23.5	8.3

23.7	5.9
24.2	2.3
25.0	4.7
25.4	4.1
26.5	4.3
26.8	3.6

Table 2b. Crystallographic Profile of Compound I Trimethanol Solvate

	TriMeOH solvate
Space group	P2 ₁ 2 ₁ 2 ₁
Temperature (K)	296
<i>a</i>	12.3883(17)
<i>b</i>	17.475(2)
<i>c</i>	21.099 (3)
α (°)	90
β (°)	90
γ (°)	90
<i>V</i> (Å ³)	4567.63
<i>Z</i>	4
<i>R</i>	4.27

Example 3. Preparation of Compound I Dimethanol Monohydrate

[0114] Crude Compound I and methanol (12 volumes) were charged to a reactor and heated to 55 ±10 °C to dissolve the solids. To the solution was added water (12 volumes) at a rate to maintain temperature >50 °C. The product was cooled to room temperature at approximately 10°C/hour and mix for 30 minutes at RT. The product was isolated by filtration and the wet cake was washed with 1:2 (v/v) methanol:water (2 volumes).

[0115] Powder X-ray diffraction pattern and PXRD peaks with relative intensities of the crystalline form thus prepared are shown in Figure 3 and Table 3a, respectively. The crystallographic profile of the crystalline form is summarized in Table 3b.

Table 3a. PXRD Peak Listing of Compound I Dimethanol Monohydrate

2-Theta	Relative Peak Height (%)
6.6	2.6

8.4	100.0
8.8	12.3
9.8	1.3
10.2	5.5
11.1	15.3
12.2	3.4
12.4	3.2
13.2	4.8
13.6	4.0
14.4	26.0
15.0	15.9
15.4	4.0
15.8	23.9
17.4	13.1
17.7	19.3
18.1	2.2
18.8	3.6
19.5	3.4
19.8	5.2
20.7	2.9
21.0	4.7
21.7	3.2
22.2	7.6
22.7	4.2
23.2	4.4
23.8	5.7
24.5	2.4
25.0	3.3
26.8	2.5
27.4	3.0

Table 3b. Crystallographic Profile of Compound I Dimethanol Monohydrate

	DiMeOH Monohydrate
Space group	P2 ₁ 2 ₁ 2 ₁
Temperature (K)	100
<i>a</i>	12.288(5)
<i>b</i>	17.482(7)
<i>c</i>	21.170 (9)
α (°)	90
β (°)	90
γ (°)	90

$V (\text{\AA}^3)$	4547.7
Z	4
R	4.86

Example 4. Preparation of Compound I Desolvate

[0116] Crude Compound I and methanol (12 volumes) were charged to a reactor and heated to 55 ± 10 °C to dissolve the solids. To the solution was added water (12 volumes) at a rate to maintain temperature >50 °C. The product was cooled to room temperature at approximately 10°C/hour and mix for 30 minutes at RT. The product was isolated by filtration and the wet cake was washed with 1:2 (v/v) methanol:water (2 volumes). The product was dried in a vacuum oven at 50 °C with dry nitrogen purge.

[0117] Powder X-ray diffraction pattern and PXRD peaks with relative intensities of the crystalline form thus prepared are shown in Figure 4 and Table 4a, respectively. The crystallographic profile of the crystalline form is summarized in Table 4b.

Table 4a. PXRD Peak Listing of Compound I Desolvate

2-Theta	Relative Peak Height (%)
6.7	11.2
8.4	93.1
9.1	30.1
9.6	5.2
9.9	5.3
10.2	19.6
11.2	37.3
12.3	17.2
13.3	23.3
13.7	10.3
14.5	42
15.1	63.4
15.6	28.5
16.0	100
16.3	46.9
17.0	20
17.5	38.8
17.9	69.4
18.2	22.8
19.0	27.1
19.4	20.1
20.0	19.3
20.9	12.6

21.2	17.6
21.9	7.5
22.4	13.8
22.8	11.7
23.3	9.6
24.0	23.6
24.6	6.2
25.1	6
25.6	5.9
27.0	10.1
27.8	5.9

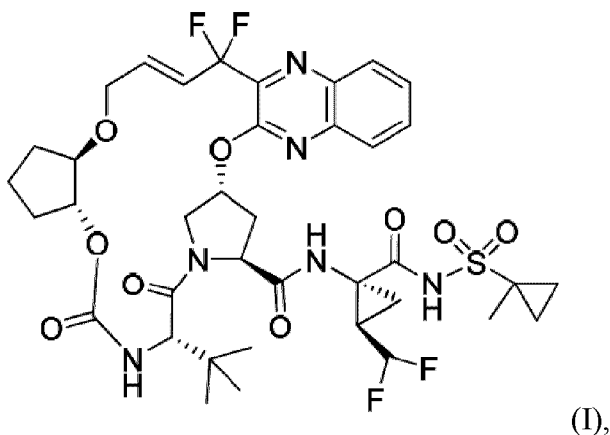
Table 4b. Crystallographic Profile of Compound I Desolvate

	Desolvate
Space group	P2 ₁ 2 ₁ 2 ₁
Temperature (K)	296
<i>a</i>	11.779(5)
<i>b</i>	17.484(7)
<i>c</i>	21.383 (9)
α ($^{\circ}$)	90
β ($^{\circ}$)	90
γ ($^{\circ}$)	90
<i>V</i> (\AA^3)	4403.7
<i>Z</i>	4
<i>R</i>	5.38

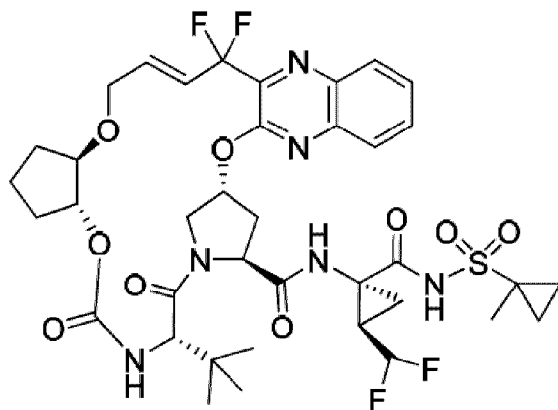
[0118] The foregoing description of the present invention provides illustration and description, but is not intended to be exhaustive or to limit the invention to the precise one disclosed. Modifications and variations are possible in light of the above teachings or may be acquired from practice of the invention. Thus, it is noted that the scope of the invention is defined by the claims and their equivalents.

What is claimed is:

1. A crystalline form of Compound I,



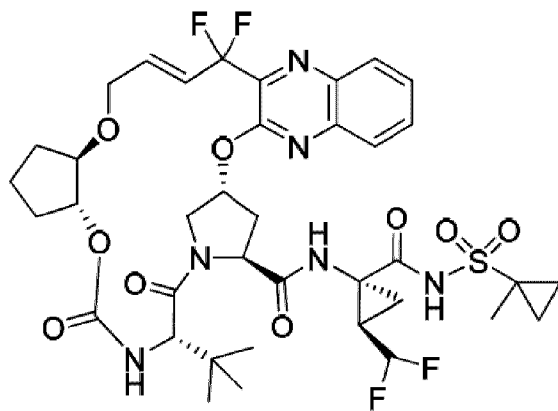
- wherein said crystalline form has characteristic peaks in its PXRD pattern at values of two theta as described in any one of Tables 1a, 2a, 3a, and 4a, with the respective peak positions being $\pm 0.2^\circ 2\theta$.
2. The crystalline form of claim 1, wherein said crystalline form has characteristic peaks in its PXRD pattern at values of two theta as described in Table 1a, with the respective peak positions being $\pm 0.2^\circ 2\theta$.
 3. The crystalline form of claim 1, wherein said crystalline form has characteristic peaks in its PXRD pattern at values of two theta as described in Table 2a, with the respective peak positions being $\pm 0.2^\circ 2\theta$.
 4. The crystalline form of claim 1, wherein said crystalline form has characteristic peaks in its PXRD pattern at values of two theta as described in Table 3a, with the respective peak positions being $\pm 0.2^\circ 2\theta$.
 5. The crystalline form of claim 1, wherein said crystalline form has characteristic peaks in its PXRD pattern at values of two theta as described in Table 4a, with the respective peak positions being $\pm 0.2^\circ 2\theta$.
 6. A crystalline form of Compound I,



(I),

wherein said crystalline form has characteristic peaks in its PXRD pattern as described in any one of Figures 1-4.

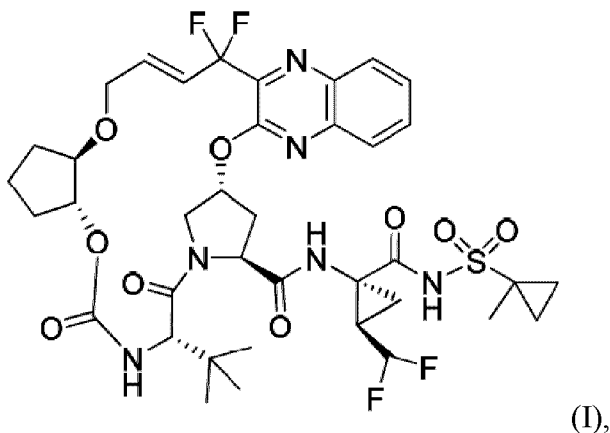
7. The crystalline form of claim 6, wherein said crystalline form has characteristic peaks in its PXRD pattern as described in Figure 1.
8. The crystalline form of claim 6, wherein said crystalline form has characteristic peaks in its PXRD pattern as described in Figure 2.
9. The crystalline form of claim 6, wherein said crystalline form has characteristic peaks in its PXRD pattern as described in Figure 3.
10. The crystalline form of claim 6, wherein said crystalline form has characteristic peaks in its PXRD pattern as described in Figure 4.
11. A crystalline form of Compound I,



(I),

wherein said crystalline form has characteristic peaks in its PXRD pattern at values of two theta ($^{\circ} 2\theta$) of 8.4, 8.9, 11.1, 12.2, 14.5, 15, 15.9, 17.4, 17.8, and 22.2, with the respective peak positions being $\pm 0.2^{\circ} 2\theta$.

12. The crystalline form of claim 11, wherein said crystalline form as characteristic peaks in its PXRD pattern at values of two theta ($^{\circ} 2\theta$) of 8.4, 8.9, 10.2, 11.1, 12.2, 12.5, 13.2, 13.7, 14.5, 15, 15.5, 15.9, 17.4, 17.8, 19.6, 19.9, 21.1, 22.2, 22.7, and 23.9, with the respective peak positions being $\pm 0.2^{\circ} 2\theta$.
13. The crystalline form of claim 11, wherein said crystalline form has characteristic peaks in its PXRD pattern at values of two theta ($^{\circ} 2\theta$) of 6.7, 8.4, 8.9, 9.9, 10.2, 11.1, 12.2, 12.5, 13.2, 13.7, 14.5, 15, 15.5, 15.9, 17.4, 17.8, 18.1, 18.9, 19, 19.6, 19.9, 21.1, 21.8, 22.2, 22.7, 22.8, 23.2, 23.9, 24.6, and 25.1, with the respective peak positions being $\pm 0.2^{\circ} 2\theta$.
14. A crystalline form of Compound I,

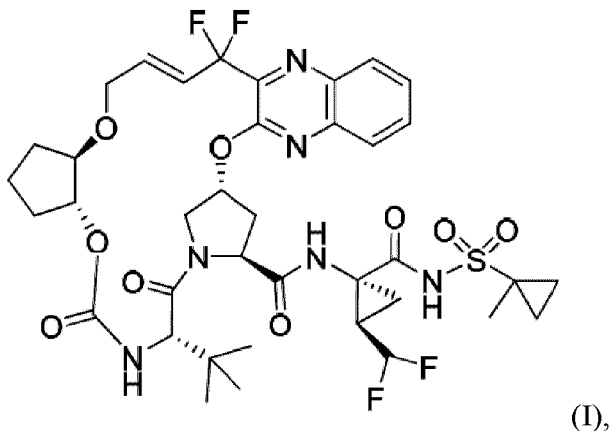


wherein said crystalline form has characteristic peaks in its PXRD pattern at values of two theta ($^{\circ} 2\theta$) of 8.2, 10.9, 14.1, 14.3, 14.9, 15.5, 15.8, 17.5, 21.8, and 22.2, with the respective peak positions being $\pm 0.2^{\circ} 2\theta$.

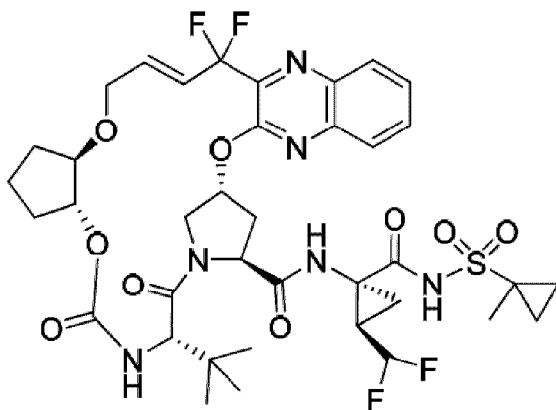
15. The crystalline form of claim 14, wherein said crystalline form as characteristic peaks in its PXRD pattern at values of two theta ($^{\circ} 2\theta$) of 8.2, 8.7, 10.9, 14.1, 14.3, 14.6, 14.9, 15.5, 15.8, 17.3, 17.5, 18.7, 19.7, 20.7, 21.4, 21.8, 22.2, 22.8, 23.5, and 23.7, with the respective peak positions being $\pm 0.2^{\circ} 2\theta$.

16. The crystalline form of claim 14, wherein said crystalline form has characteristic peaks in its PXRD pattern at values of two theta ($^{\circ} 2\theta$) of 6.4, 8.2, 8.7, 10.1, 10.9, 12, 12.3, 13, 13.4, 14.1, 14.3, 14.6, 14.9, 15.2, 15.5, 15.8, 17.3, 17.5, 18, 18.7, 19.4, 19.7, 20.2, 20.7, 20.9, 21.4, 21.8, 22.2, 22.8, 23.1, 23.5, 23.7, 24.2, 25, 25.4, 26.5, and 26.8, with the respective peak positions being $\pm 0.2^{\circ} 2\theta$.

17. A crystalline form of Compound I,



- wherein said crystalline form has characteristic peaks in its PXRD pattern at values of two theta ($^{\circ} 2\theta$) of 8.4, 8.8, 11.1, 14.4, 15, 15.8, 17.4, 17.7, 22.2, and 23.8, with the respective peak positions being $\pm 0.2^{\circ} 2\theta$.
18. The crystalline form of claim 17, wherein said crystalline form as characteristic peaks in its PXRD pattern at values of two theta ($^{\circ} 2\theta$) of 8.4, 8.8, 10.2, 11.1, 12.2, 13.2, 13.6, 14.4, 15, 15.4, 15.8, 17.4, 17.7, 18.8, 19.8, 21, 22.2, 22.7, 23.2, and 23.8, with the respective peak positions being $\pm 0.2^{\circ} 2\theta$.
19. The crystalline form of claim 17, wherein said crystalline form has characteristic peaks in its PXRD pattern at values of two theta ($^{\circ} 2\theta$) of 6.6, 8.4, 8.8, 9.8, 10.2, 11.1, 12.2, 12.4, 13.2, 13.6, 14.4, 15, 15.4, 15.8, 17.4, 17.7, 18.1, 18.8, 19.5, 19.8, 20.7, 21, 21.7, 22.2, 22.7, 23.2, 23.8, 24.5, 25, 26.8, and 27.4, with the respective peak positions being $\pm 0.2^{\circ} 2\theta$.
20. A crystalline form of Compound I,



(I),

wherein said crystalline form has characteristic peaks in its PXRD pattern at values of two theta ($^{\circ} 2\theta$) of 8.4, 9.1, 11.2, 14.5, 15.1, 15.6, 16, 16.3, 17.5, and 17.9, with the respective peak positions being $\pm 0.2^{\circ} 2\theta$.

21. The crystalline form of claim 20, wherein said crystalline form as characteristic peaks in its PXRD pattern at values of two theta ($^{\circ} 2\theta$) of 8.4, 9.1, 10.2, 11.2, 12.3, 13.3, 14.5, 15.1, 15.6, 16, 16.3, 17, 17.5, 17.9, 18.2, 19, 19.4, 20, 21.2, and 24, with the respective peak positions being $\pm 0.2^{\circ} 2\theta$.
22. The crystalline form of claim 20, wherein said crystalline form has characteristic peaks in its PXRD pattern at values of two theta ($^{\circ} 2\theta$) of 6.7, 8.4, 9.1, 9.6, 9.9, 10.2, 11.2, 12.3, 13.3, 13.7, 14.5, 15.1, 15.6, 16, 16.3, 17, 17.5, 17.9, 18.2, 19, 19.4, 20, 20.9, 21.2, 21.9, 22.4, 22.8, 23.3, 24, 24.6, 25.1, 25.6, 27, and 27.8, with the respective peak positions being $\pm 0.2^{\circ} 2\theta$.
23. A composition, comprising the crystalline form according to any one of claims 1-22, and a pharmaceutically acceptable carrier.
24. A process for making a pharmaceutical composition comprising Compound I, comprising dissolving the crystalline form according to any one of claims 1-22.
25. A process for making a pharmaceutical composition comprising Compound I, the process comprising dissolving the crystalline form according to any one of claims 1-22 in a volatile solvent, thereby forming a solution.

26. The process of claim 25, wherein the solution further comprises an excipient.
27. The process of claim 25, wherein the solution further comprises a surfactant.
28. The process of claim 25, further comprising spray drying the solution, thereby forming a solid dispersion.
29. The process of claim 25, further comprising freeze drying the solution, thereby forming a solid dispersion.
30. A process for making a pharmaceutical composition comprising Compound I, comprising dissolving the crystalline form according to any one of claims 1-22 in a molten hydrophilic polymer, thereby forming a melt.
31. The process of claim 30, wherein the melt further comprises an excipient.
32. The process of claim 30, wherein the melt further comprises a surfactant.
33. The process of claim 30, further comprising solidifying the melt, thereby forming a solid dispersion.
34. The process of claim 30, wherein the hydrophilic polymer is copovidone.

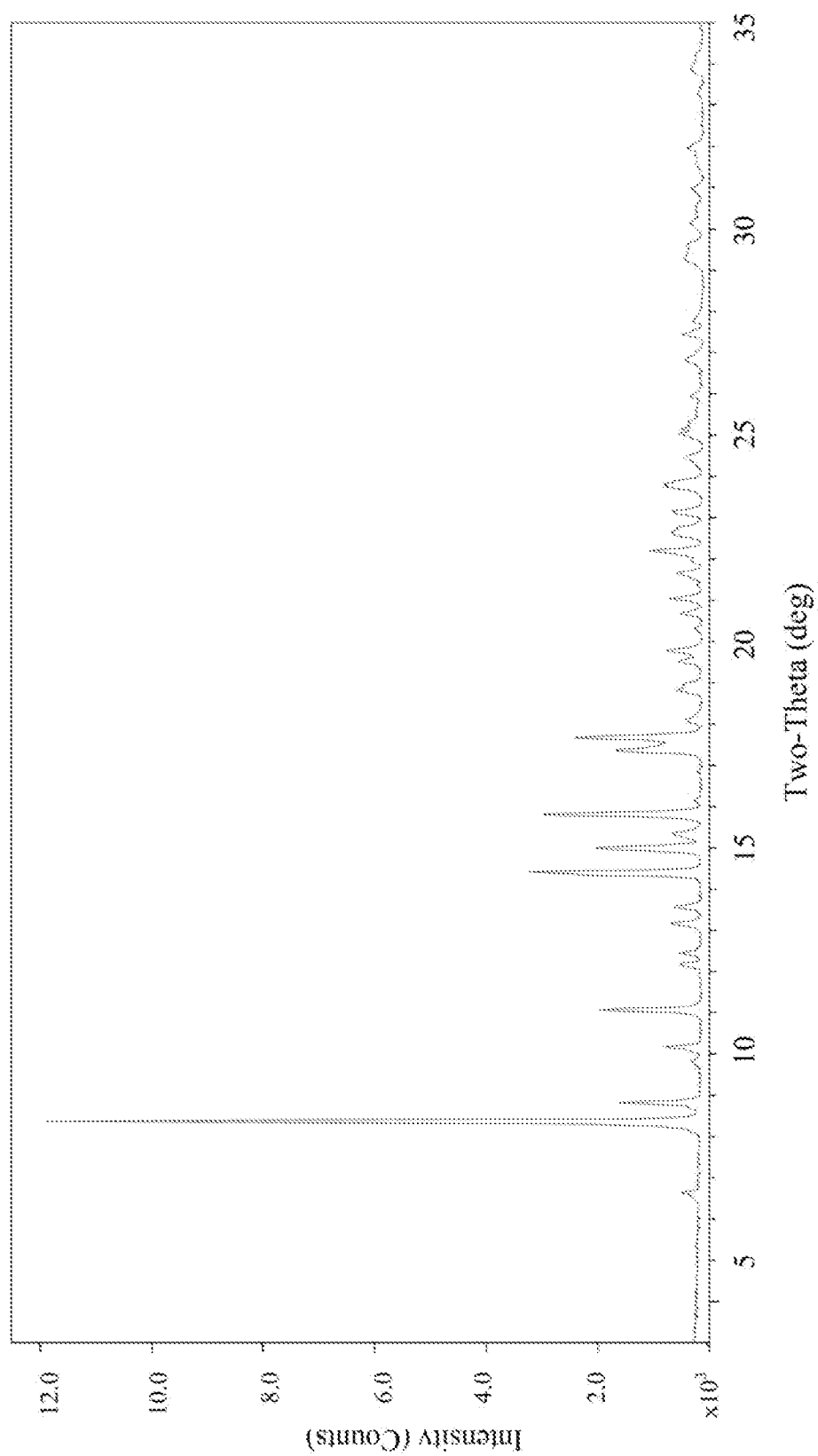


Figure 1

2/4

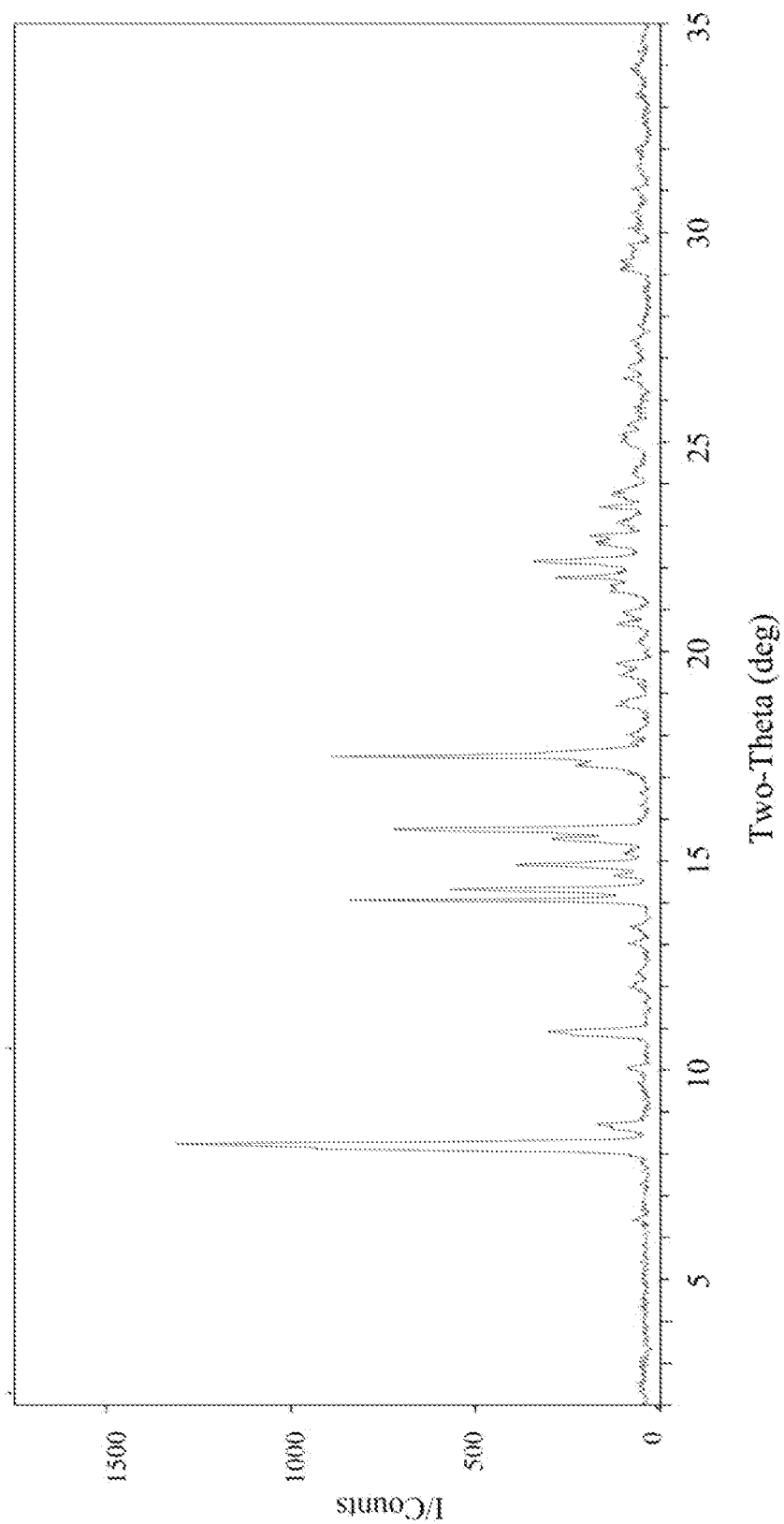


Figure 2

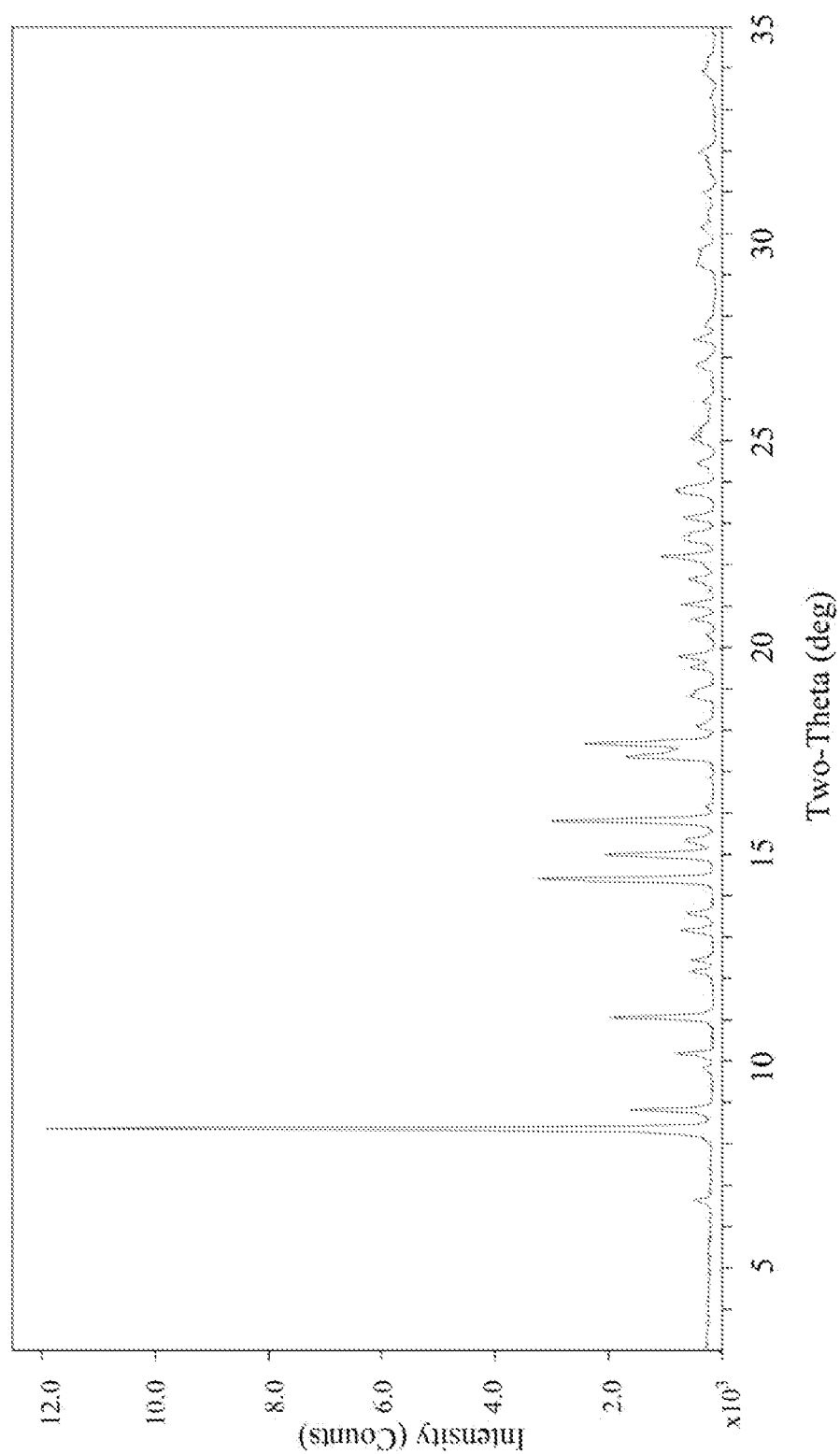


Figure 3

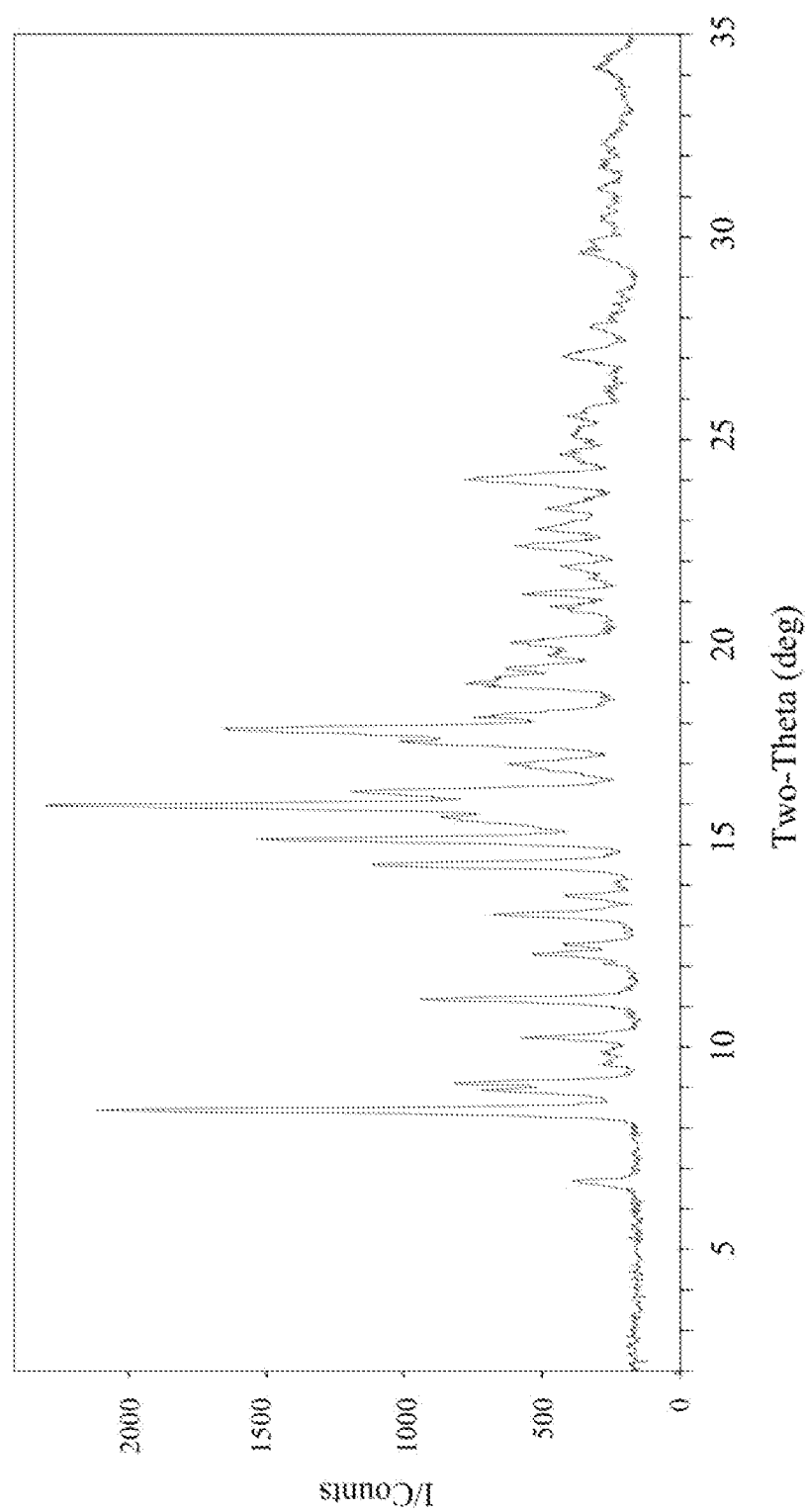


Figure 4

