US00D545210S

(12) United States Design Patent

Armstrong et al.

(10) Patent No.: US D545,210 S

(45) Date of Patent: ** Jun. 26, 2007

(54) **BOTTLE**

(75) Inventors: **Mark Armstrong**, London (GB); **Timothy Frederik Perry**, London (GB); **Ian Alexander Webb**, London (GB)

(73) Assignee: **Unilever Bestfoods North America division of Conopco, Inc.**, Englewood Cliffs, NJ (US)

(**) Term: **14 Years**

(21) Appl. No.: **29/216,487**

(22) Filed: **Nov. 3, 2004**

(30) **Foreign Application Priority Data**

May 5, 2004 (GB) 3017188

(51) **LOC (8) Cl.** **09-01**

(52) **U.S. Cl.** **D9/563**; D9/564; D9/574; D9/446

(58) **Field of Classification Search** D9/516, D9/529–530, 537–539, 541–542, 558, 563–564, D9/569–570, 572–575, 446, 454; 215/382–384, 215/396, 398, 12.1–12.2; 220/669, 675

See application file for complete search history.

(56) **References Cited**

U.S. PATENT DOCUMENTS

3,107,031	A	*	10/1963	Adams	222/1
D236,687	S	*	9/1975	Noyes	D9/563
D245,225	S	*	8/1977	Lyons	D9/529
D266,402	S	*	10/1982	Conrad	D9/542
5,105,989	A	*	4/1992	Gutkowski	222/182
5,542,585	A	*	8/1996	Peters et al.	222/531
D380,389	S	*	7/1997	Crawford	D9/542
D384,285	S	*	9/1997	D'Amico et al.	D9/542
D392,193	S	*	3/1998	Crawford	D9/542
D412,121	S	*	7/1999	Crawford	D9/543
D413,268	S	*	8/1999	Crawford	D9/543
D417,153	S	*	11/1999	Crawford	D9/543
D465,150	S	*	11/2002	Crawford et al.	D9/682
D471,462	S	*	3/2003	May et al.	D9/529
D497,810	S	*	11/2004	Maus	D9/542
D511,970	S	*	11/2005	Cleary	D9/542
D514,945	S	*	2/2006	Busa et al.	D9/542
D527,645	S	*	9/2006	Pedmo et al.	D9/542

FOREIGN PATENT DOCUMENTS

GB	2065487	*	1/1998
GB	2098146	*	12/2000
WO	DM/066034	*	10/2004

OTHER PUBLICATIONS

Co-pending application for: Armstrong et al., U.S. Appl. No. 29/216,488, filed Nov. 3, 2004.

* cited by examiner

Primary Examiner—Carol Rademaker

(74) *Attorney, Agent, or Firm*—Ellen Plotkin

(57) **CLAIM**

The ornamental design for a bottle, as shown and described.

DESCRIPTION

FIG. **1** is a top, front, left side perspective view showing our new design;

FIG. **2** is a front elevational view thereof;

FIG. **3** is a left side elevational view thereof;

FIG. **4** is a rear elevational view thereof;

FIG. **5** is a right side elevational view thereof; and,

FIG. **6** is a top plan view thereof.

1 Claim, 4 Drawing Sheets

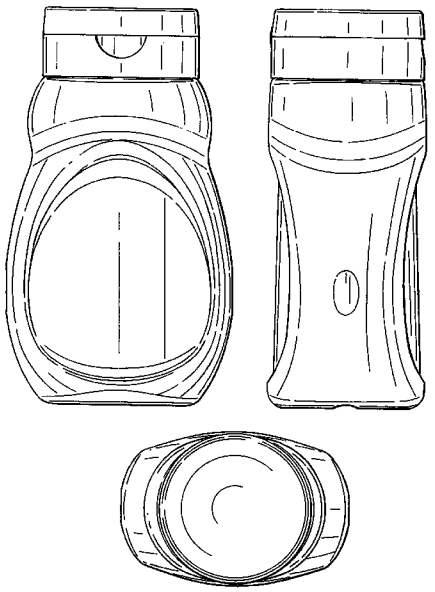

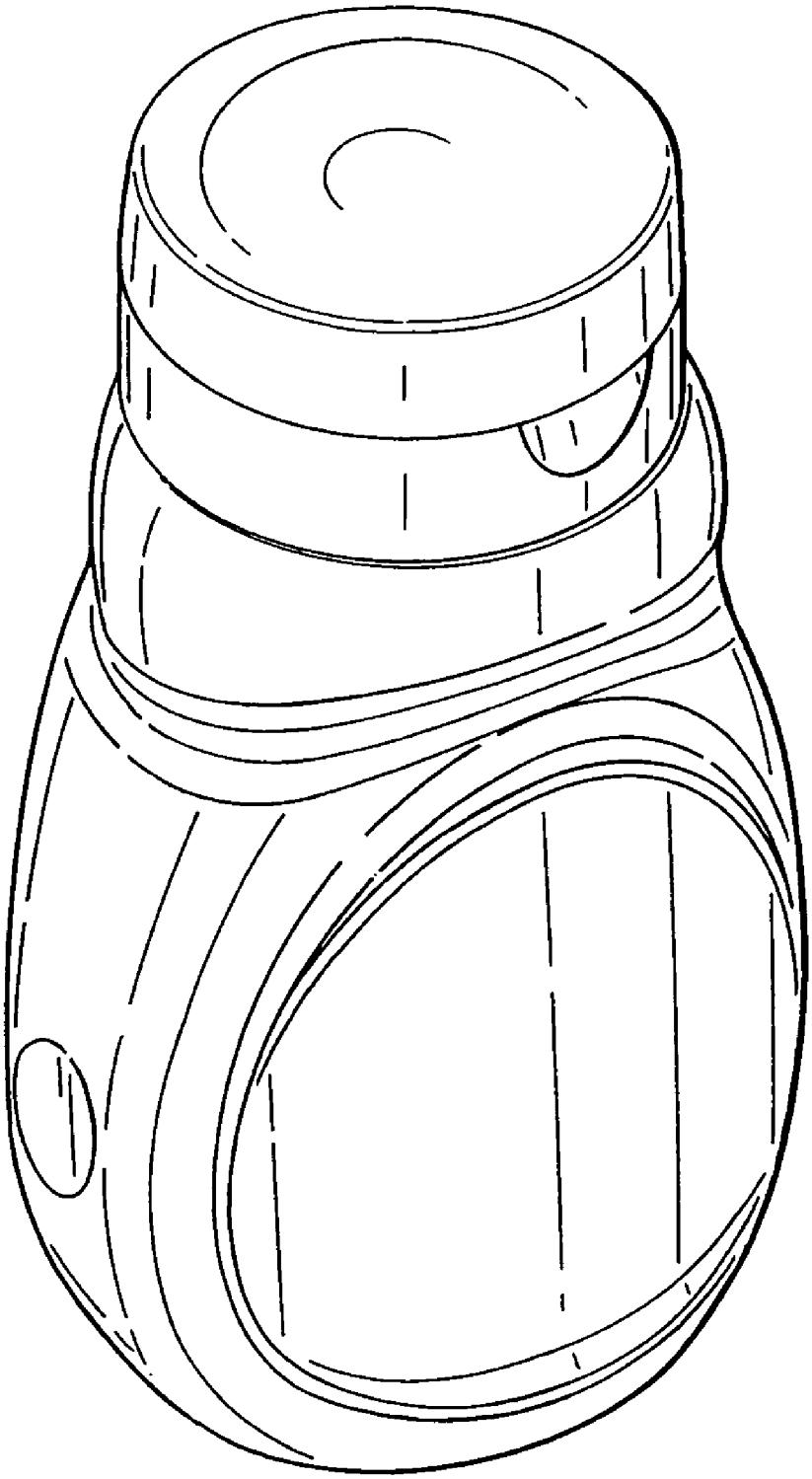

Fig.1.

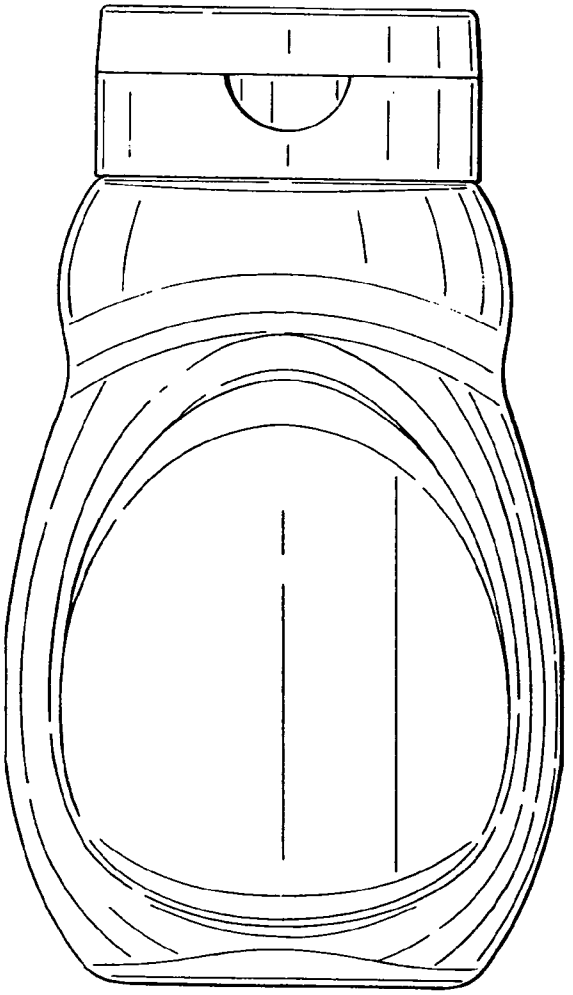

Fig.2.

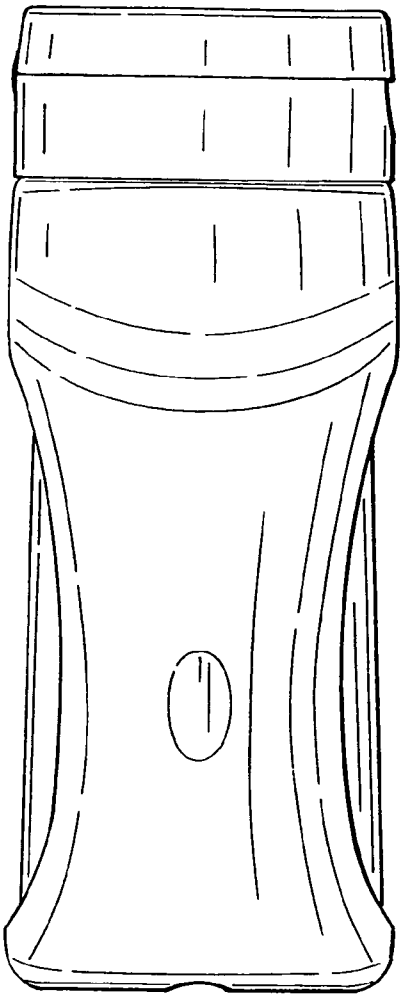

Fig.3.

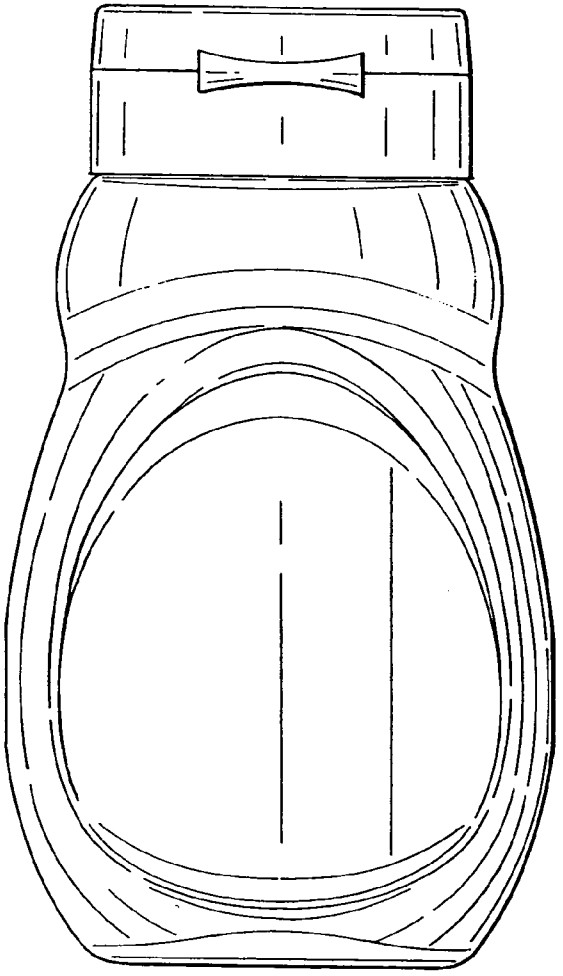

Fig.4.

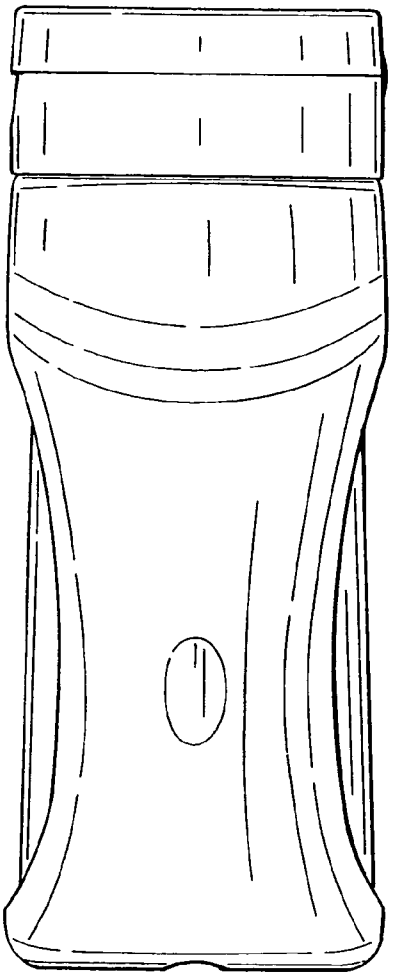

Fig.5.

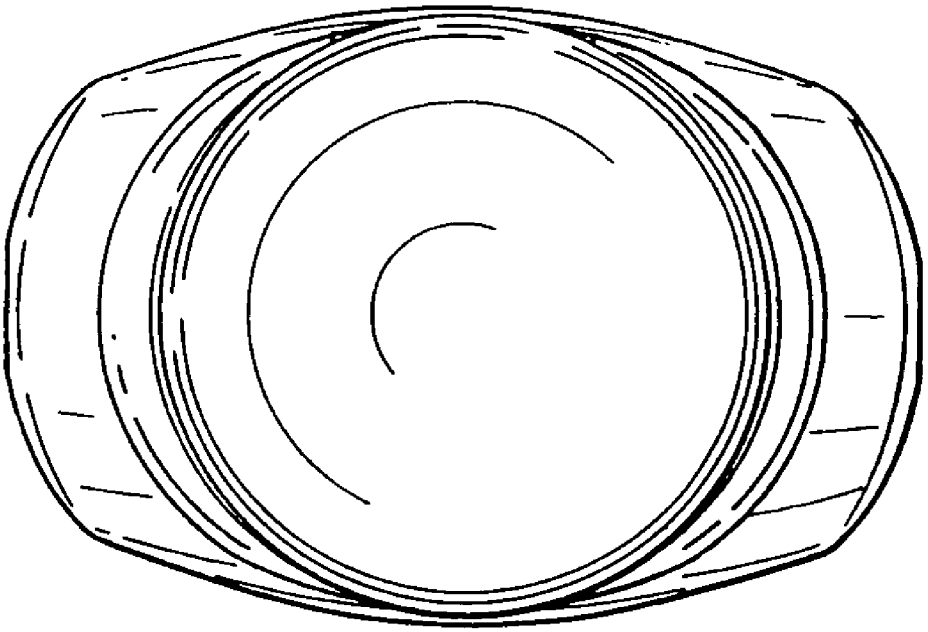

Fig.6.