

L. H. OLMSTED.

LAMP.

No. 190,069.

Patented April 24, 1877.

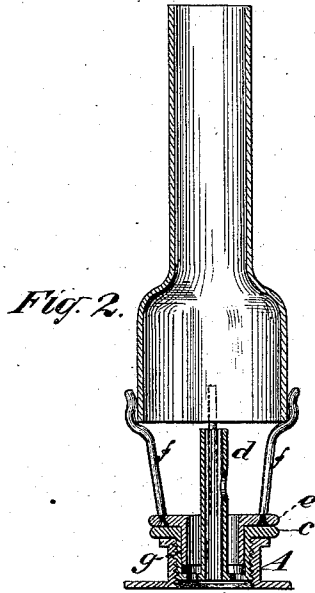
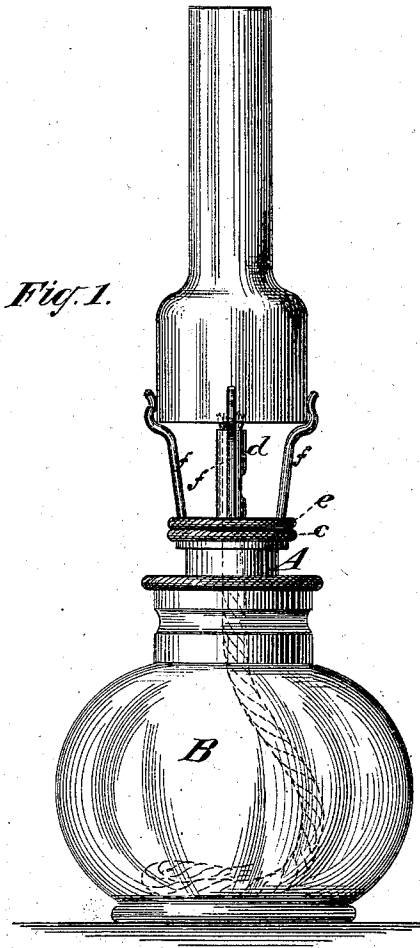
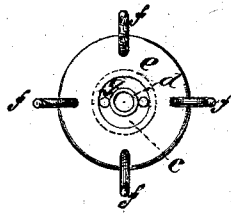


Fig. 3.



Witnesses.
John Becker
Frederic Seymour

L. H. Olmsted
by his Attorneys
Brown & Allen

UNITED STATES PATENT OFFICE

LEVERETT H. OLMSTED, OF BROOKLYN, NEW YORK.

IMPROVEMENT IN LAMPS.

Specification forming part of Letters Patent No. **190,069**, dated April 24, 1877; application filed March 21, 1877.

To all whom it may concern :

Be it known that I, LEVERETT H. OLMSTED, of Brooklyn, in the county of Kings and State of New York, have invented an Improvement in Lamps; and I do hereby declare that the following is a full, clear, and exact description of the same, reference being had to the accompanying drawing, forming part of this specification.

This invention is an improvement on the lamp set forth and shown in my Letters Patent No. 188,533, dated March 20, 1877, and the object of this improvement is to enable the principle of my patented devices aforesaid to be applied to lamps of ordinary construction, thereby effecting great economy and avoidance of waste in the practical application to use of my said patented invention. To this end my present improvements therein comprise a chimney-supporting base provided with arms for supporting the open bottom of the chimney, at or near the top of the wick-tube, and constructed with a flange, fitting within or around the cap of the lamp to retain the base, and consequently the open-bottomed chimney in direct relation with the wick-tube. The invention further comprises a novel combination of a split flange, or equivalent elastic gripping device, with the chimney-supporting base, provided with arms for supporting the open-bottomed chimney in the aforesaid relation with the wick-tube, whereby the self-adjustment of the base in relation to the cap, and its firmer frictional hold thereon, are provided for.

Figure 1 in the accompanying drawing is a side view of a lamp to which my invention is applied. Fig. 2 is a central vertical section through the wick-tube, cap of lamp, and chimney-supporting base, with a side view of a lamp-chimney, supported by the fingers attached to the chimney-supporting base in relation with the wick-tube, as aforesaid. Fig. 3 is a top view of the wick-tube, chimney-supporting base, and its attached fingers.

A is the collar of the lamp fitted to the oil-chamber B, into which collar is screwed the

cap *c*, attached to and supporting the wick-tube *d*.

The chimney is supported by the base *e*, to which are attached the fingers *f*.

In the example of my invention represented the cap *c*, to which the wick-tube *d* is attached, is cup-shaped on its upper side, and the base *e*, which rests on the cap *c*, has a central flange, *g*, fitted to press against the said cap *c*. But the flange may press against the exterior of the said cap, and it may be either continuous, or it may be split vertically to allow the portions separated by the splits, to act as springs against the said cap *c*. The chimney-supporting fingers *f* may be formed of wire or metal strips attached to the base *e*, by riveting or soldering, or they may be struck up from a metal blank, and formed in a single piece with the said base. By these means I supply a very easily made and cheap removable device for supporting the chimney in the desired relation with the top of the wick-tube.

I do not, in this present application, claim a chimney-supporting base having an elastic clamp holding upon the wick-tube of a lamp, and provided with chimney-supporting arms, inasmuch as I propose to apply for separate and distinct Letters Patent thereon; but

What I here claim as my invention is—

1. The flange *g* formed to fit within or around the cap *c*, in combination with the base *e*, provided with the arms *f*, for supporting the open-bottomed chimney with its bottom at or near the top of the wick-tube, substantially as and for the purpose specified.

2. The base *e*, constructed with an elastic flange or like elastic gripping device fitting within or around the cap *c*, and provided with arms for sustaining the open-bottomed chimney, substantially as and for the purpose herein set forth.

L. H. OLMSTED.

Witnesses :

BENJAMIN W. HOFFMAN,
FRED. HAYNES.