



US00D990600S

(12) **United States Design Patent**
Cameron

(10) **Patent No.:** **US D990,600 S**

(45) **Date of Patent:** **** Jun. 27, 2023**

(54) **GOLF CLUB HEAD COVER**

(71) Applicant: **Acushnet Company**, Fairhaven, MA (US)

(72) Inventor: **Don T. Cameron**, Carlsbad, CA (US)

(73) Assignee: **Acushnet Company**, Fairhaven, MA (US)

(**) Term: **15 Years**

(21) Appl. No.: **29/799,009**

(22) Filed: **Jul. 12, 2021**

(51) **LOC (14) Cl.** **21-02**

(52) **U.S. Cl.**

USPC **D21/754**

(58) **Field of Classification Search**

USPC D21/754, 753, 759, 789; D2/616, 617, D2/619, 622, 983, 980; D3/359, 324, D3/231, 230, 232; D18/26, 27, 32, 33, D18/30, 31

See application file for complete search history.

(56) **References Cited**

U.S. PATENT DOCUMENTS

D275,302 S *	8/1984	Rotella	D21/692
D367,908 S *	3/1996	Byers	D3/315
D510,396 S *	10/2005	Rollinson	D21/759
D518,136 S *	3/2006	Myslinski	D21/788
D707,771 S *	6/2014	Cameron	D21/759
D788,237 S *	5/2017	Cameron	D21/759

OTHER PUBLICATIONS

Majek, announced 2016[online], [site visited Jan. 4, 2022]. Available on internet, URL: <https://www.amazon.com/Headcovers-Black-Leather-Fairway-Covers/dp/B01B5BJ7OM/ref> (Year: 2016).*

Detroit golf, announced 2020[online], [site visited Jan. 4, 2022]. Available on internet, URL: <https://www.amazon.com/Detroit-Vintage-Driver-Hybrid-Headcover/dp/B08MXXQ4SH/ref> (Year: 2020).*

* cited by examiner

Primary Examiner — Khawaja Anwar

Assistant Examiner — Julice Seung Eun Oum

(74) *Attorney, Agent, or Firm* — Randy K. Chang

(57) **CLAIM**

The ornamental design for a golf club head cover, as shown and described.

DESCRIPTION

FIG. 1 is a perspective view of a new golf club head cover design;

FIG. 2 is a top view thereof;

FIG. 3 is a bottom side view thereof;

FIG. 4 is a back side view thereof;

FIG. 5 is a front side view thereof;

FIG. 6 is a left side view thereof;

FIG. 7 is a right side view thereof;

FIG. 8 is a further perspective view thereof, showing the inside of the golf club head cover in an alternate position;

FIG. 9 is a bottom side view thereof, showing the outside of the golf club head cover in an alternate position;


FIG. 10 is a bottom side view of a golf club head cover in accordance with another alternative embodiment of my invention in an alternate position;

FIG. 11 is a perspective view of a new golf club head cover, showing the inside of the golf club head cover, in accordance with the alternative embodiment shown in FIG. 10;

FIG. 12 is a bottom side view of FIG. 11, showing the outside of the golf club head cover in accordance with the alternative embodiment shown in FIG. 10, in an alternate position; and,

FIG. 13 is a bottom side view of FIG. 11, showing the outside of the golf club head cover in accordance with an even further alternative embodiment of my invention, in an alternate position.

1 Claim, 7 Drawing Sheets






FIG. 1

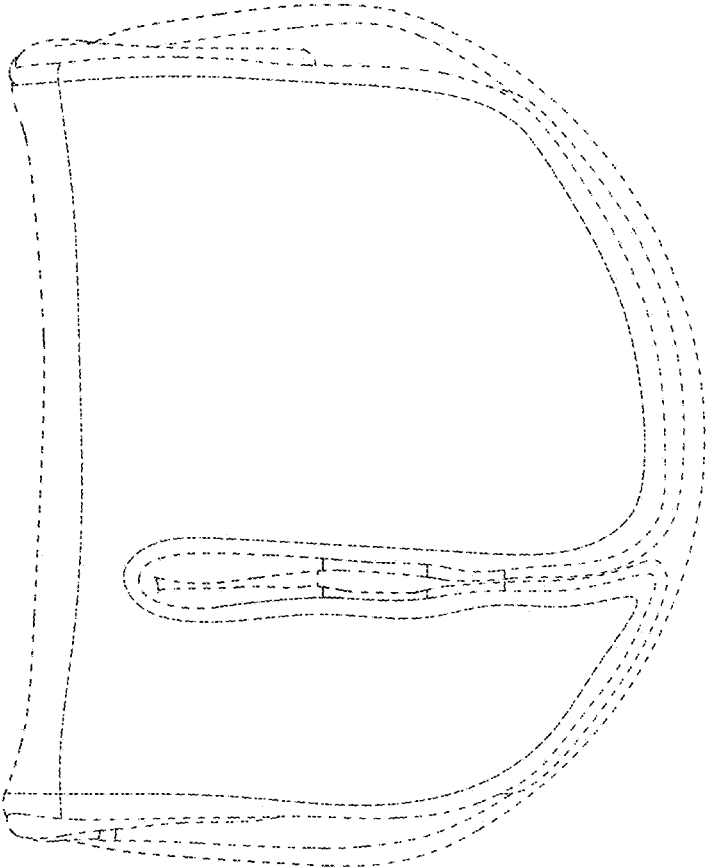


FIG. 2




FIG. 3

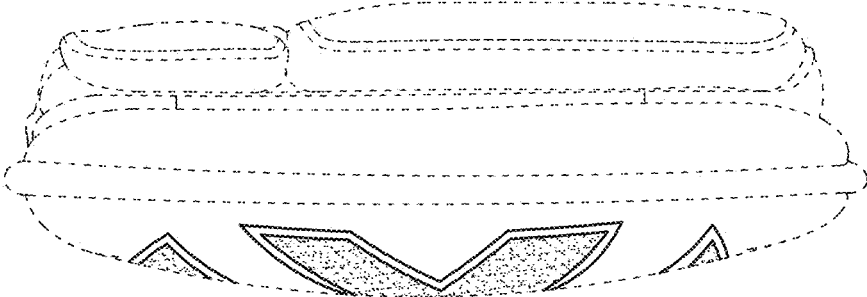


FIG. 4

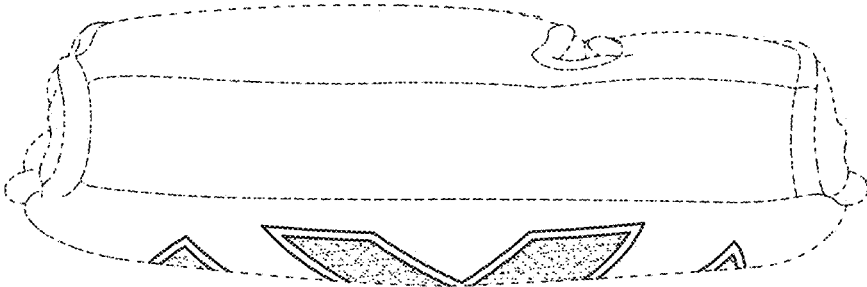


FIG. 5

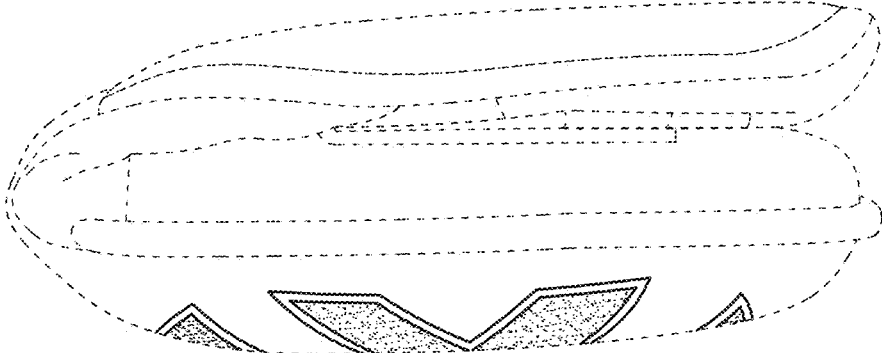


FIG. 6

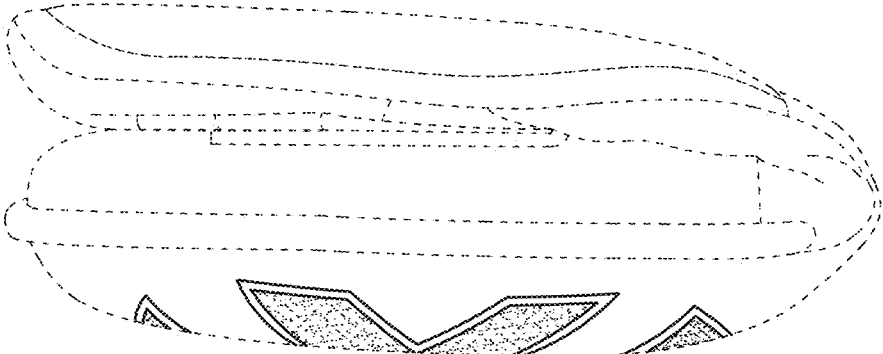


FIG. 7




FIG. 10

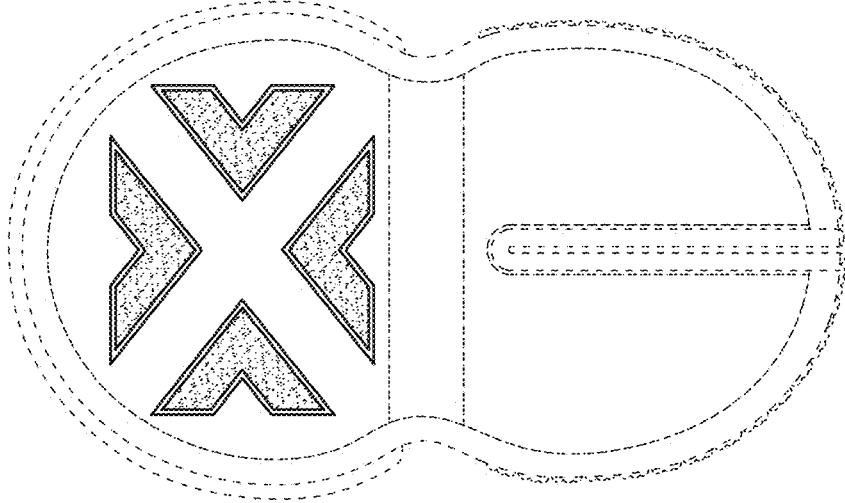


FIG. 9

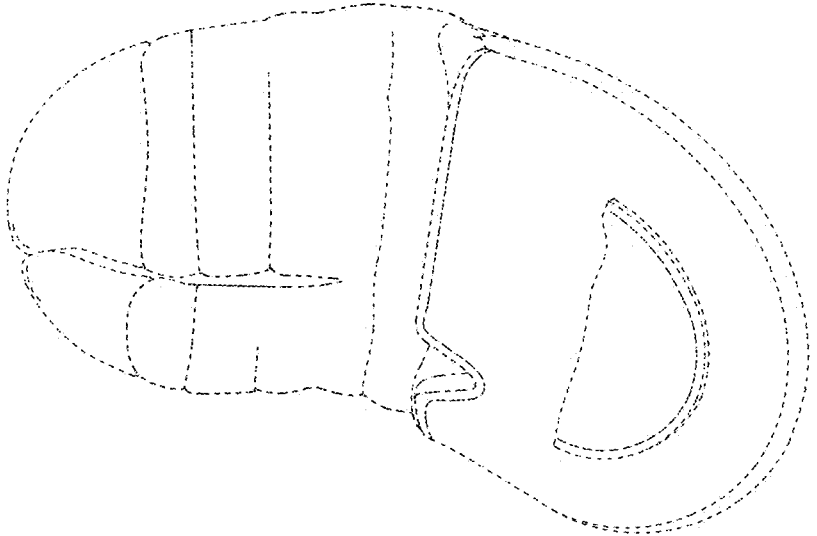


FIG. 8




FIG. 13




FIG. 12

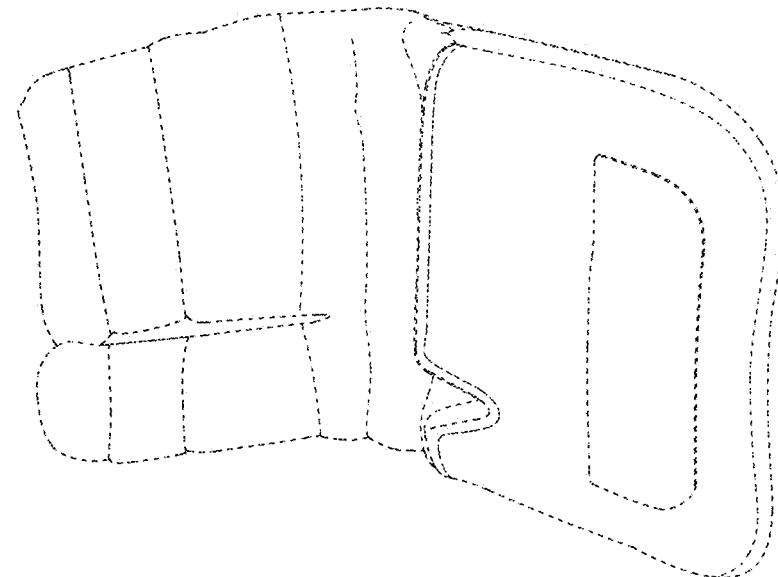


FIG. 11