



(19) REPUBLIKA HRVATSKA
DRŽAVNI ZAVOD ZA
INTELEKTUALNO VLASNIŠTVO

(10) Identifikator
dokumenta:



HR P20240749 T1

HR P20240749 T1

(12) **PRIJEVOD PATENTNIH ZAHTJEVA
EUROPSKOG PATENTA**

(51) MKP:

C07K 14/605 (2006.01)
A61K 38/26 (2006.01)

(46) Datum objave prijevoda patentnih zahtjeva: 13.09.2024.

(21) Broj predmeta: P20240749T

(22) Datum podnošenja: 05.04.2019.

(96) Broj europske prijave patenta: EP 22177403.7
Datum podnošenja europske prijave patenta: 05.04.2019.

(97) Broj objave europske prijave patenta: EP 4122954 A1
Datum objave europske prijave patenta: 25.01.2023.

(97) Broj objave europskog patenta: EP 4122954 B1
Datum objave europskog patenta: 03.04.2024.

(31) Broj prve prijave: 201821013109 (32) Datum podnošenja prve prijave: 05.04.2018. (33) Država ili organizacija podnošenja prve prijave: IN
201821040468 26.10.2018. IN
201821040474 26.10.2018. IN

(62) Broj i datum prvobitne prijave u slučaju podjele patenta: 19724915.4 05.04.2019.

(73) Nositelj patenta: Sun Pharmaceutical Industries Limited, Sun House, Plot No. 201 B/1,
Western Express Highway, Goregaon (E), 400 063 Mumbai, MH, IN

(72) Izumitelji: Rajamannar Thennati, 390012 Gujarat, IN
Nishith Chaturvedi, 390012 Gujarat, IN
Vinod Sampatrao Burade, 390012 Gujarat, IN
Pradeep Dinesh Shahi, 390012 Gujarat, IN
Muthukumaran Natarajan, 390012 Gujarat, IN
Ravishankara Madavati Nagaraja, 390012 Gujarat, IN
Rishit Mansukhlal Zalawadia, 390012 Gujarat, IN
Kunal Pandya, 390012 Gujarat, IN
Brijeshkumar Patel, 390012 Gujarat, IN
Dhiren Rameshchandra Joshi, 390012 Gujarat, IN
Krunal Harishbhai Soni, 390012 Gujarat, IN
Abhishek Tiwari, 390012 Gujarat, IN
Vipulkumar Shankarbhai Patel, 390012 Gujarat, IN

(74) Zastupnik: ZMP IP d.o.o., 10000 Zagreb, HR

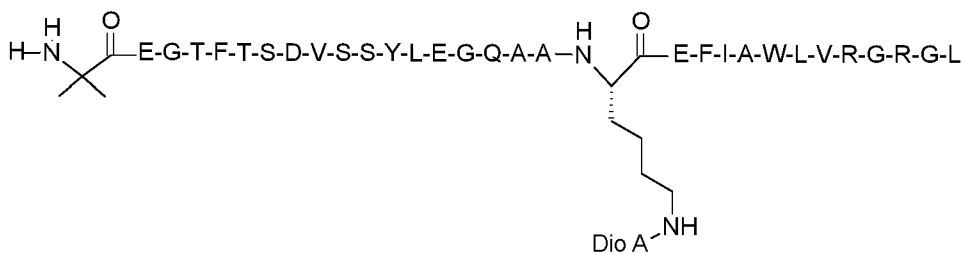
(54) Naziv izuma: NOVI ANALOZI GLP-1

HR P20240749 T1

PATENTNI ZAHTJEVI

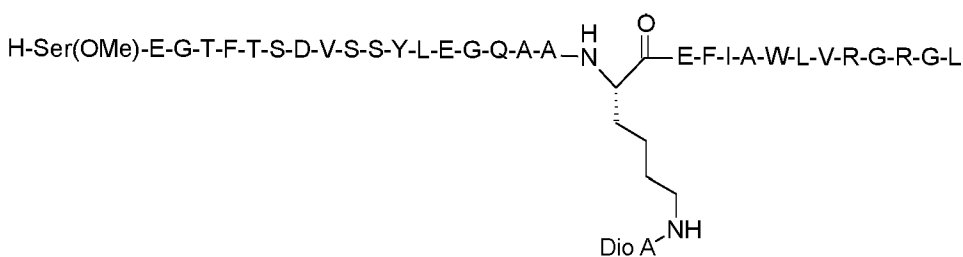
1. Polipeptid, **naznačen time** što ima aminokiselinski slijed:

(a)



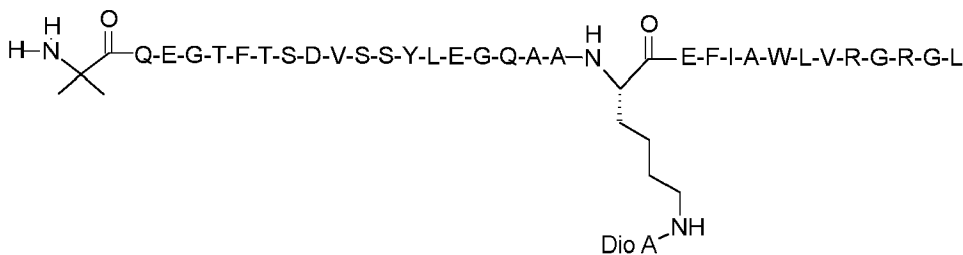
ili

(b)



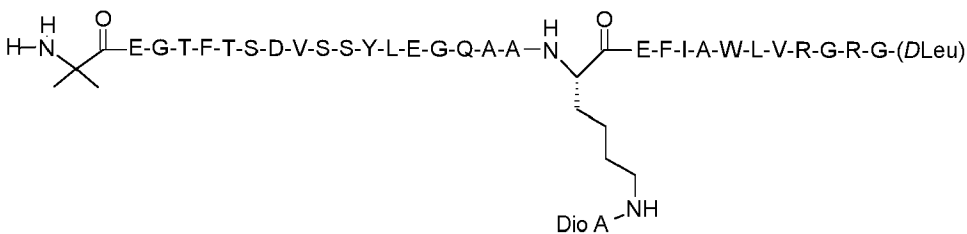
ili

(c)



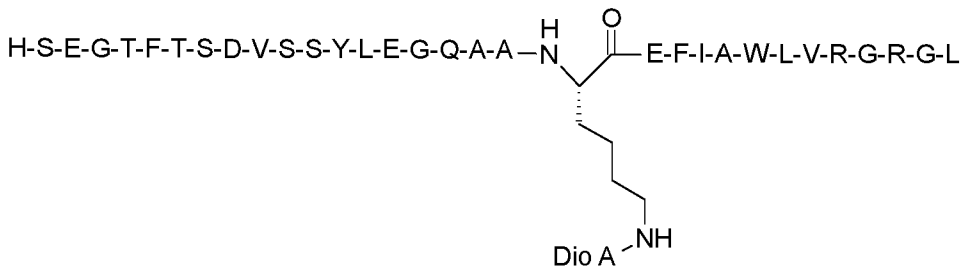
ili

(d)



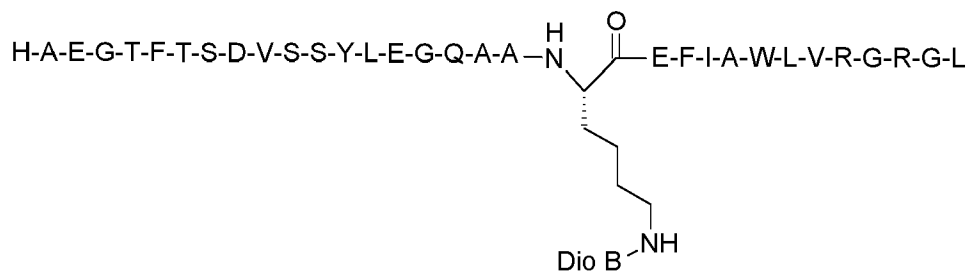
ili

(e)

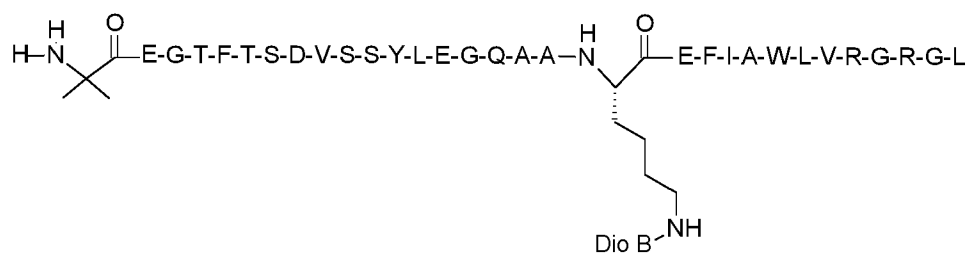


ili

(f)

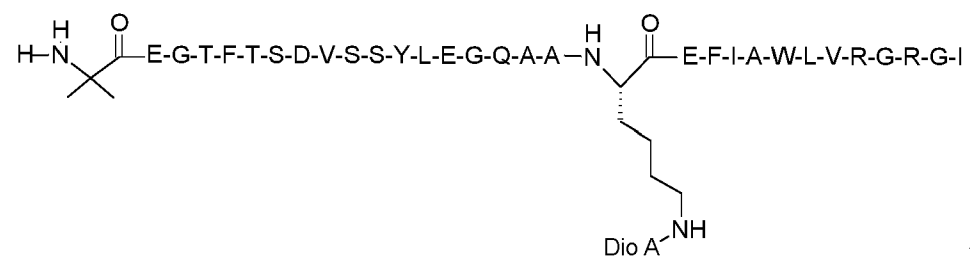


ili
(g)

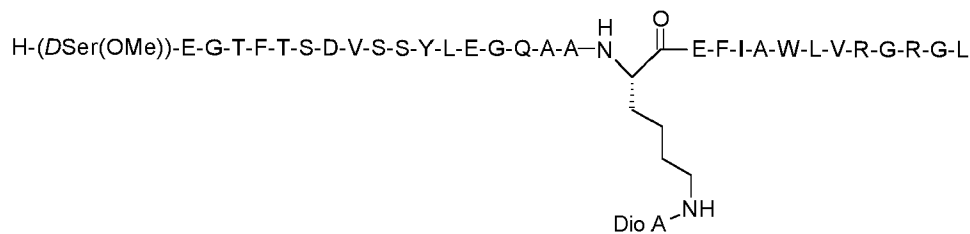


5

ili
(h)

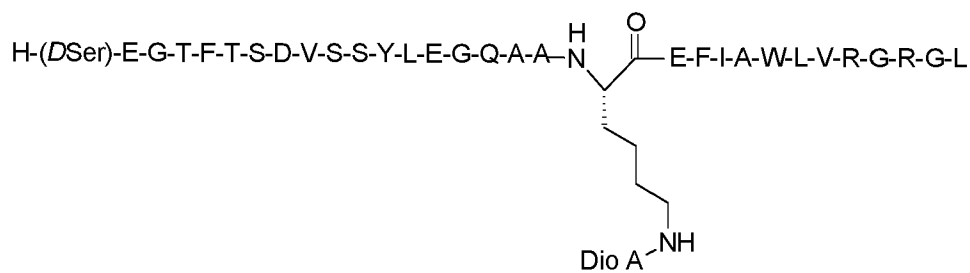


ili
(i)



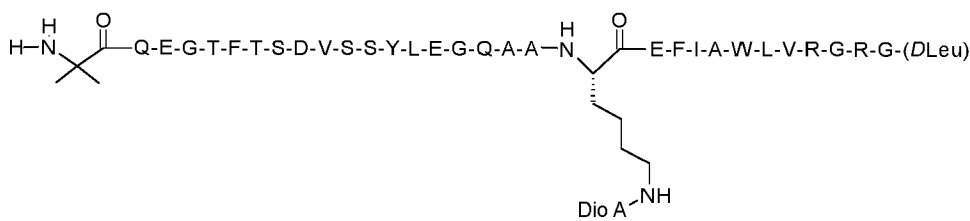
10

ili
(j)

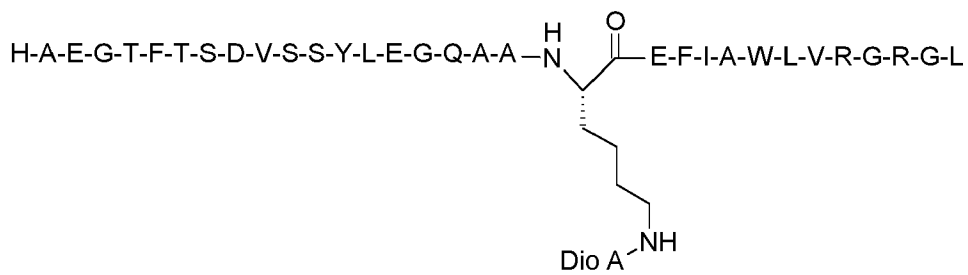


15

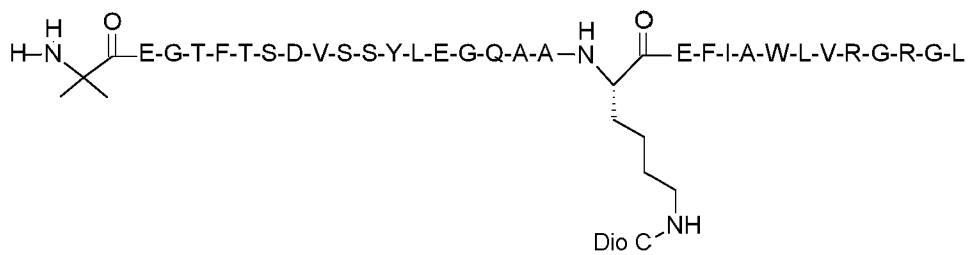
ili
(k)



ili
(l)

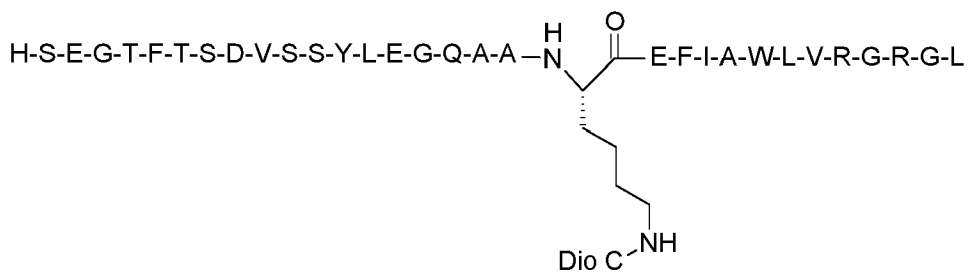


ili
(m)

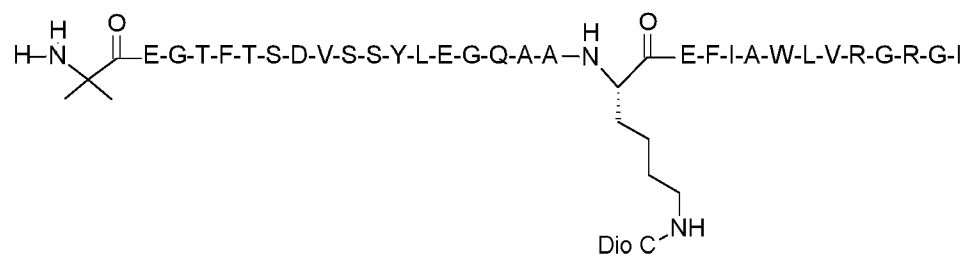


5

ili
(n)

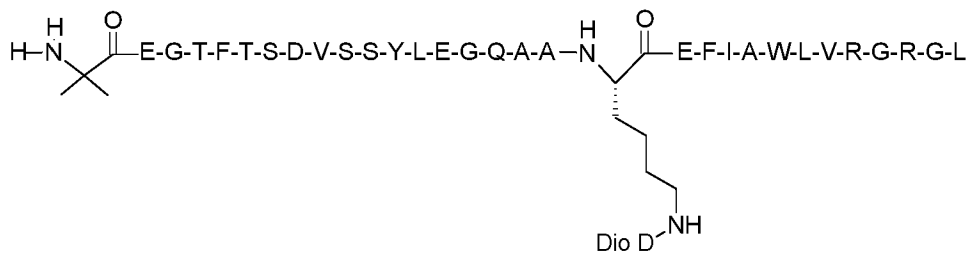


ili
(o)



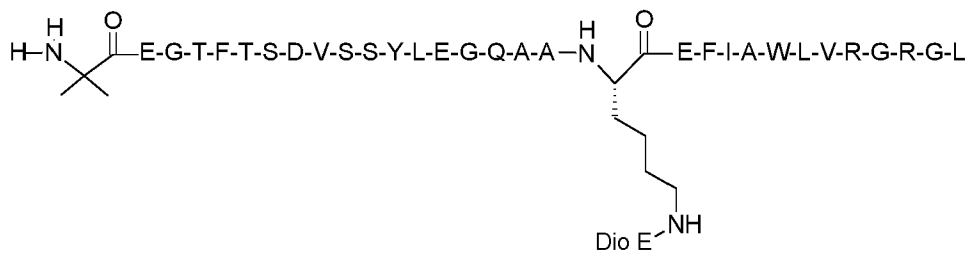
10

ili
(p)



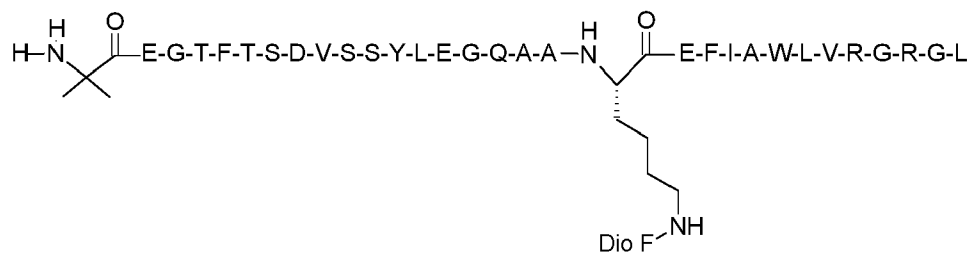
15

ili
(q)



ili

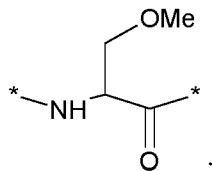
(r)



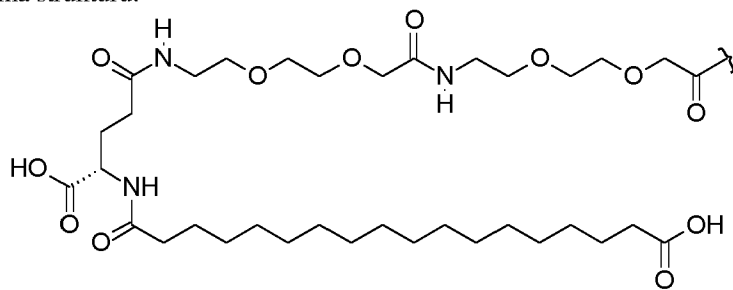
gdje je *DSer* serinski ostatak koji ima D-konfiguraciju, a *DLeu* je leucinski ostatak koji ima D-konfiguraciju;

5

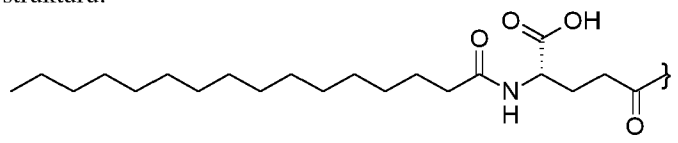
gdje je Ser(OMe) serinski ostatak koji ima strukturu:



gdje Dio A ima strukturu:

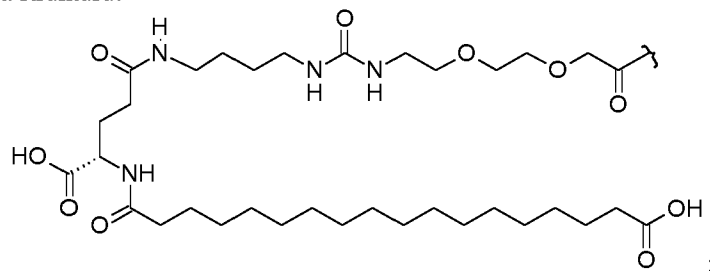


gdje Dio B ima strukturu:

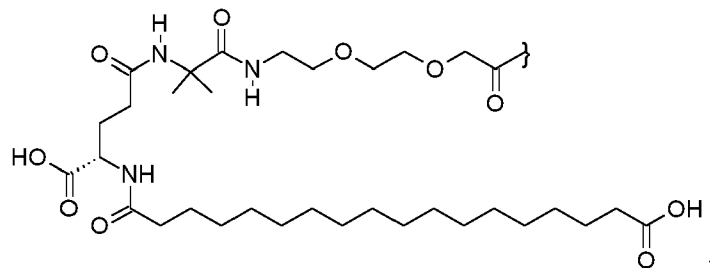


10

gdje Dio C ima strukturu:

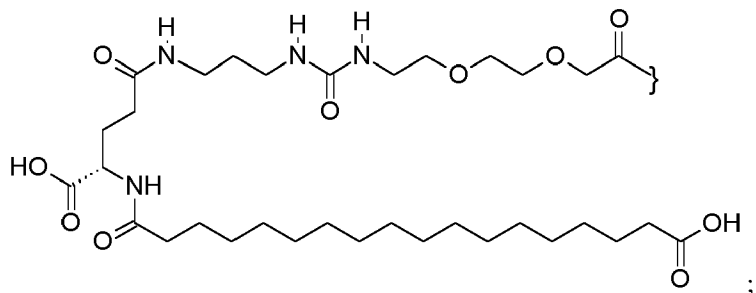


gdje Dio D ima strukturu:

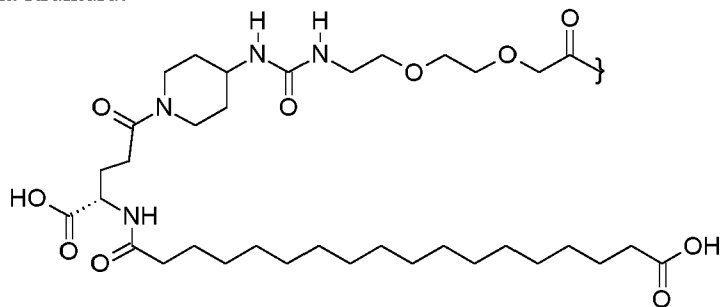


15

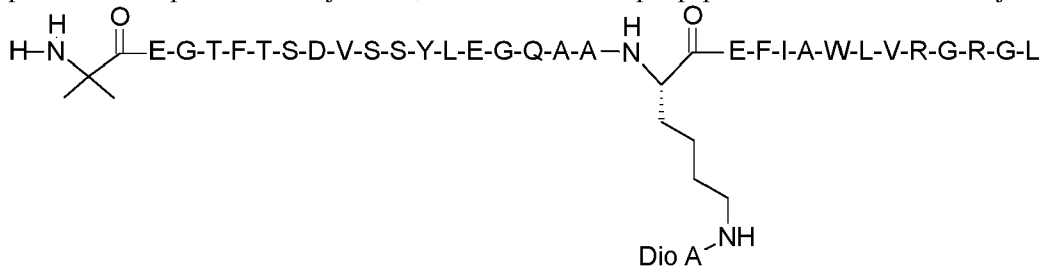
gdje Dio E ima strukturu:



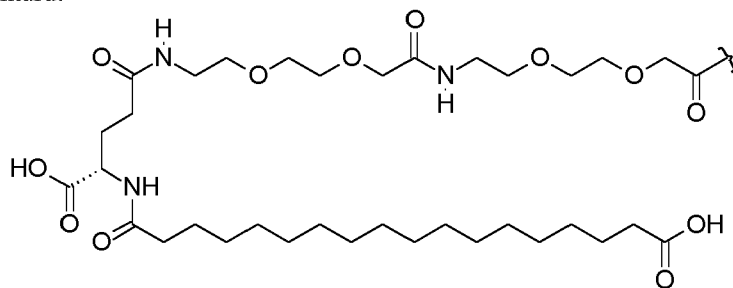
i
gdje Dio F ima strukturu:



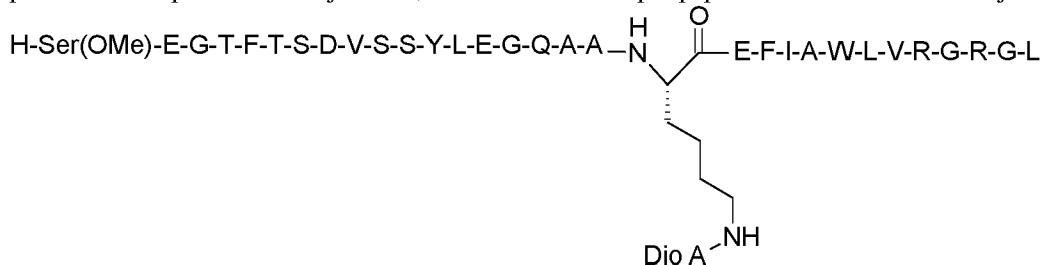
- 5 2. Polipeptid u skladu s patentnim zahtjevom 1, **naznačen time** što polipeptid ima aminokiselinski slijed:



gdje Dio A ima strukturu:

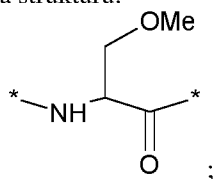


3. Polipeptid u skladu s patentnim zahtjevom 1, **naznačen time** što polipeptid ima aminokiselinski slijed:

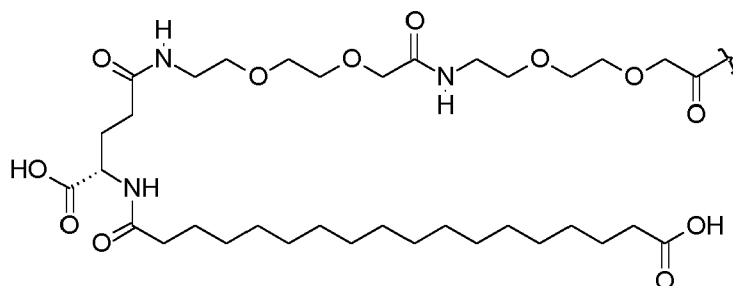


10

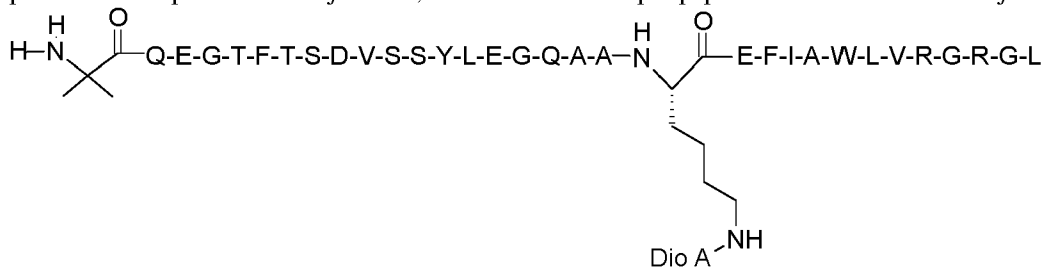
gdje je Ser(OMe) serinski ostatak koji ima strukturu:



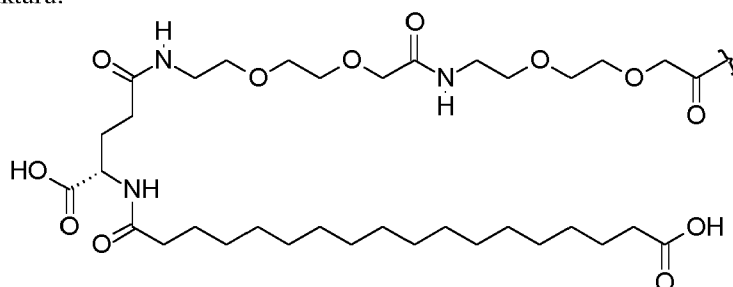
i
gdje Dio A ima strukturu:



4. Polipeptid u skladu s patentnim zahtjevom 1, **naznačen time** što polipeptid ima aminokiselinski slijed:

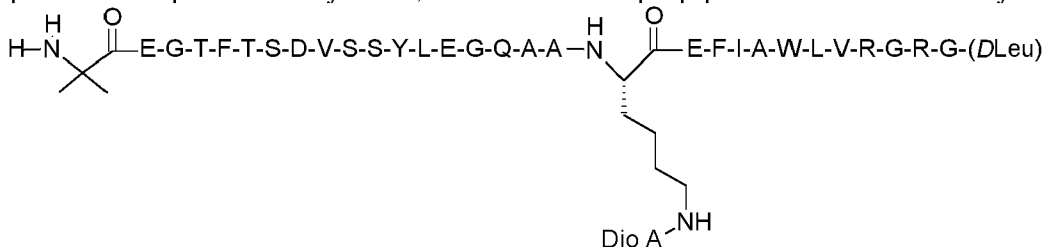


gdje Dio A ima strukturu:

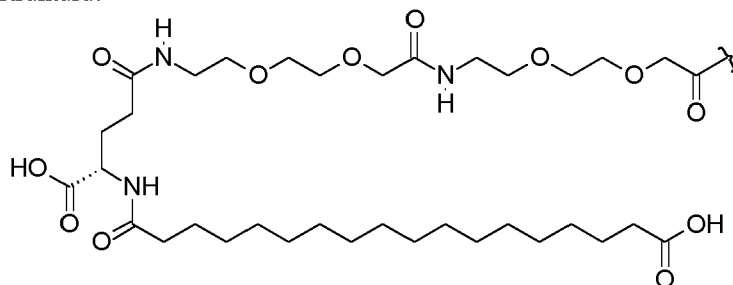


5

5. Polipeptid u skladu s patentnim zahtjevom 1, **naznačen time** što polipeptid ima aminokiselinski slijed:

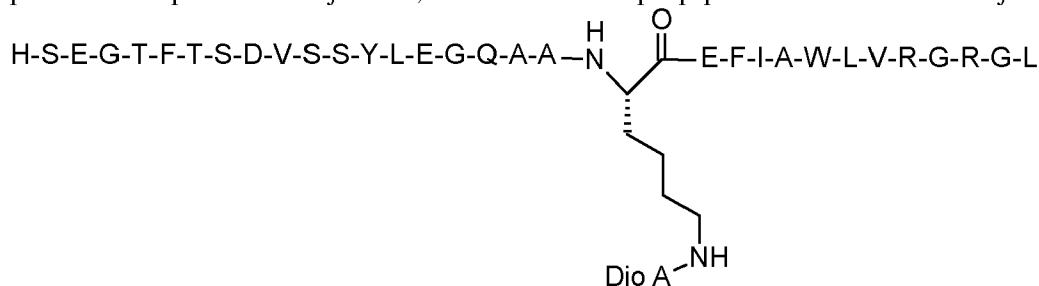


gdje je *D*Leu leucinski ostatak koji ima *D*-konfiguraciju; i
gdje Dio A ima strukturu:

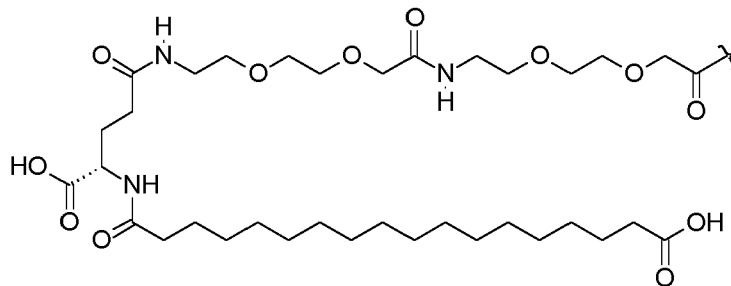


10

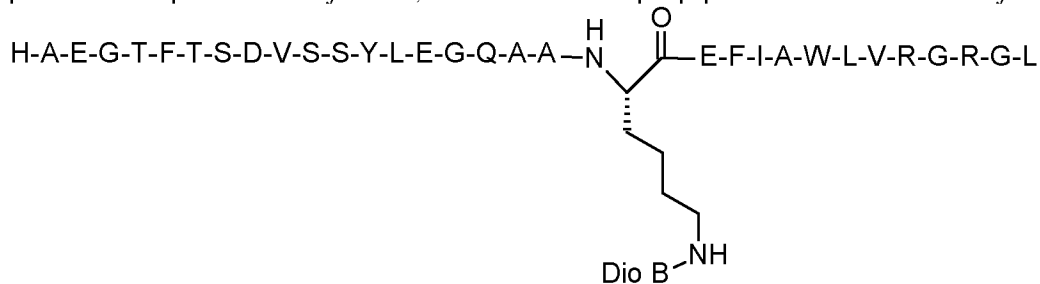
6. Polipeptid u skladu s patentnim zahtjevom 1, **naznačen time** što polipeptid ima aminokiselinski slijed:



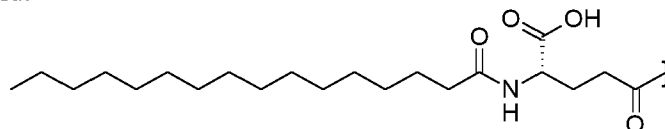
gdje Dio A ima strukturu:



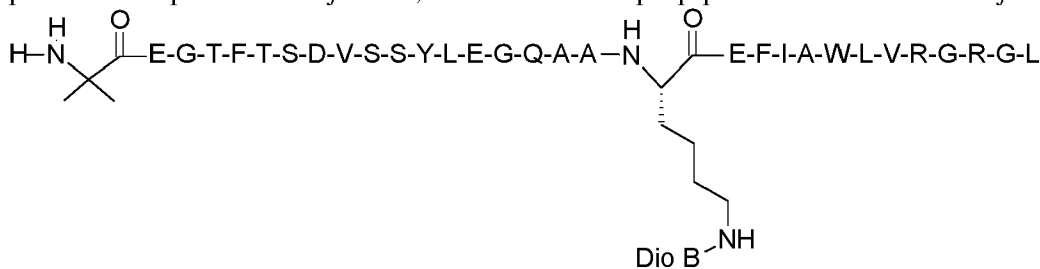
7. Polipeptid u skladu s patentnim zahtjevom 1, **naznačen time** što polipeptid ima aminokiselinski slijed:



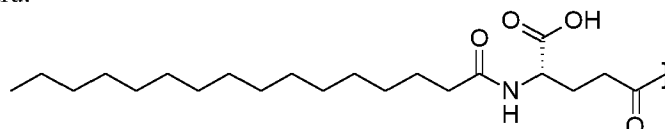
5 gdje Dio B ima strukturu:



8. Polipeptid u skladu s patentnim zahtjevom 1, **naznačen time** što polipeptid ima aminokiselinski slijed:

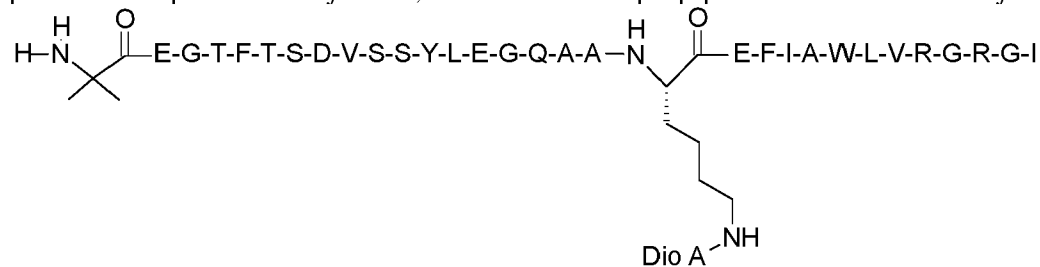


gdje Dio B ima strukturu:

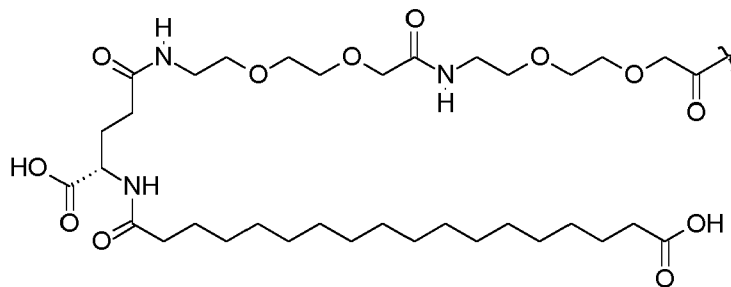


10

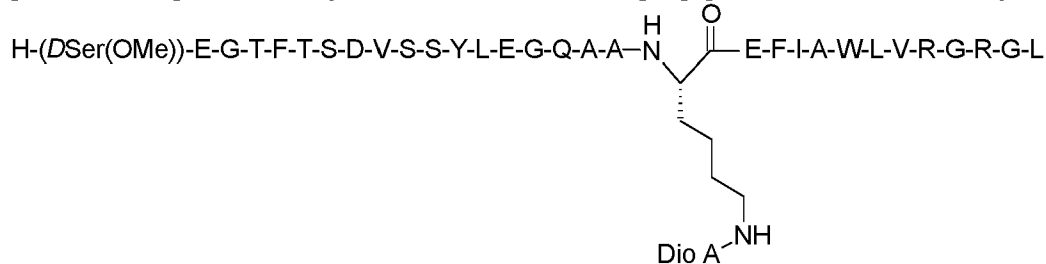
9. Polipeptid u skladu s patentnim zahtjevom 1, **naznačen time** što polipeptid ima aminokiselinski slijed:



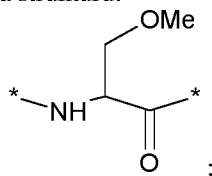
gdje Dio A ima strukturu:



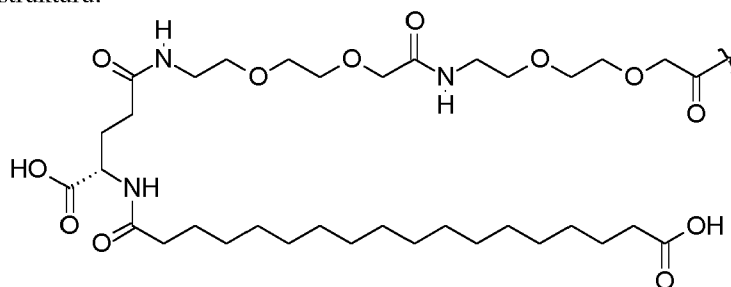
10. Polipeptid u skladu s patentnim zahtjevom 1, **naznačen time** što polipeptid ima aminokiselinski slijed:



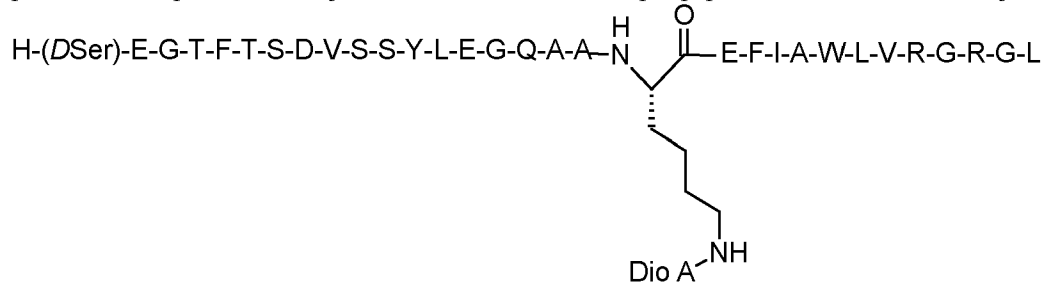
gdje je *DSer* serinski ostatak koji ima D-konfiguraciju, a *DLeu* je leucinski ostatak koji ima D-konfiguraciju; ;
gdje je Ser(OMe) serinski ostatak koji ima strukturu:



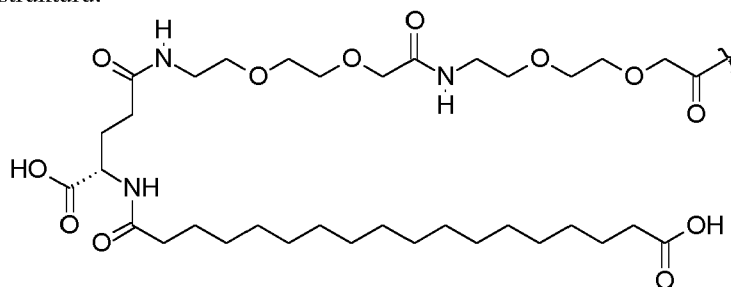
i
gdje Dio A ima strukturu:



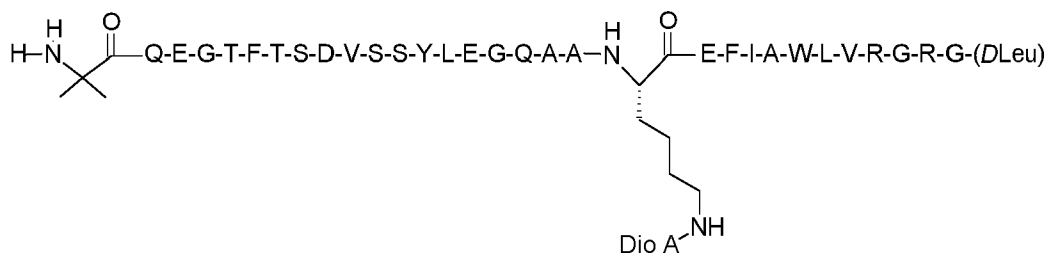
10 11. Polipeptid u skladu s patentnim zahtjevom 1, **naznačen time** što polipeptid ima aminokiselinski slijed:



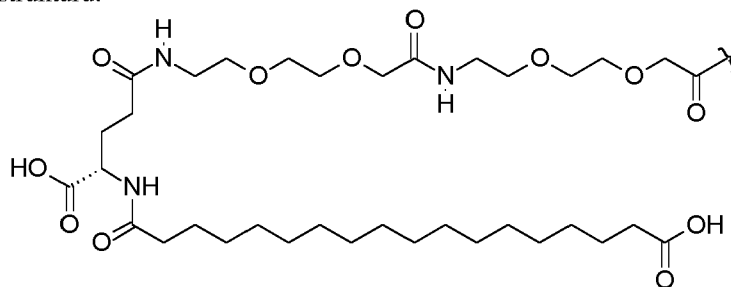
gdje je *DSer* serinski ostatak koji ima D-konfiguraciju; i
gdje Dio A ima strukturu:



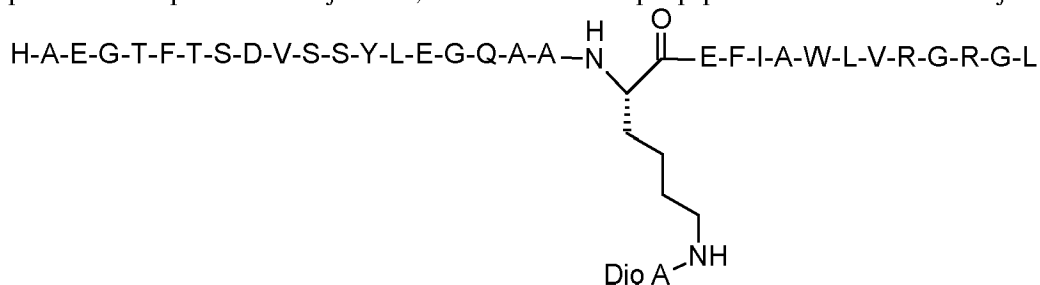
15 12. Polipeptid u skladu s patentnim zahtjevom 1, **naznačen time** što polipeptid ima aminokiselinski slijed:



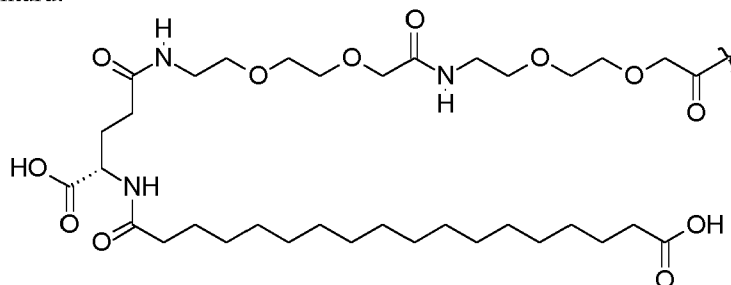
gdje je *D*Leu leucinski ostatak koji ima *D*-konfiguraciju; i
gdje Dio A ima strukturu:



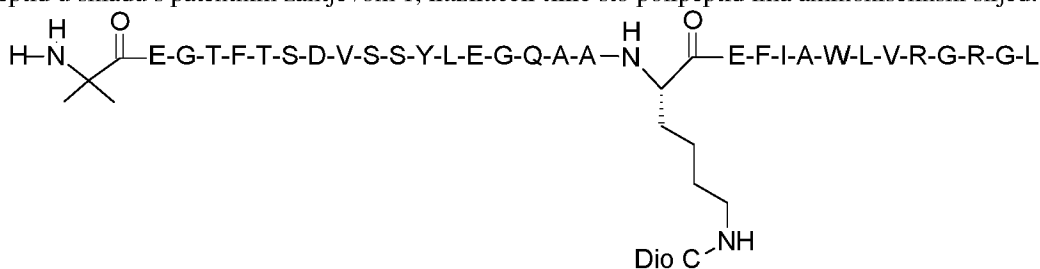
- 5 13. Polipeptid u skladu s patentnim zahtjevom 1, **naznačen time** što polipeptid ima aminokiselinski slijed:



gdje Dio A ima strukturu:

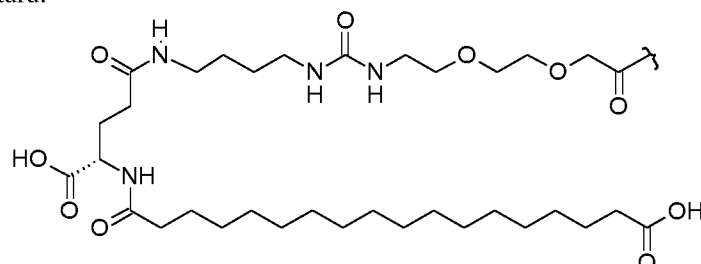


14. Polipeptid u skladu s patentnim zahtjevom 1, **naznačen time** što polipeptid ima aminokiselinski slijed:

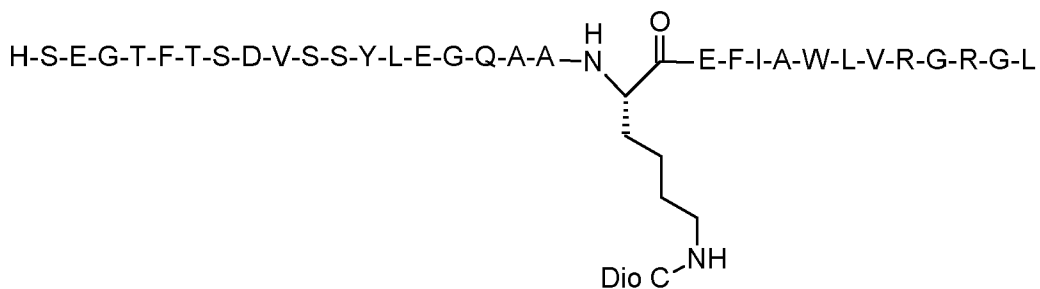


10

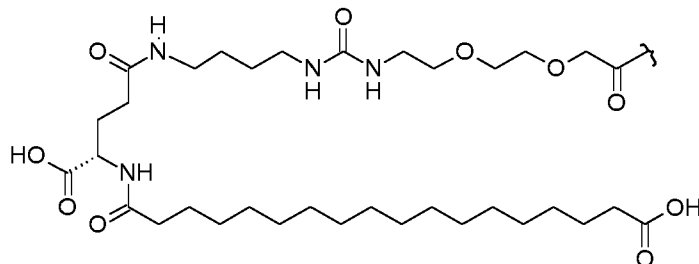
gdje Dio C ima strukturu:



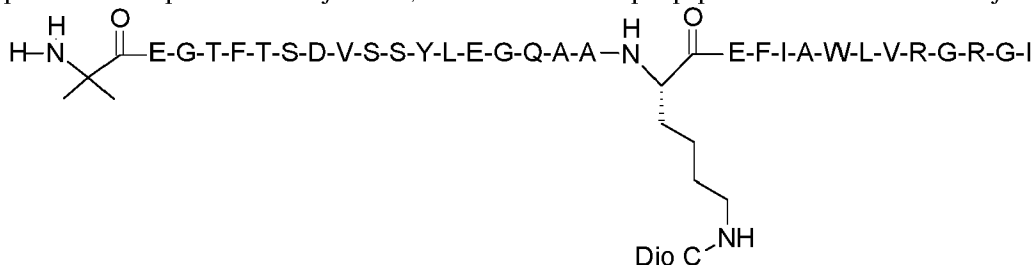
15. Polipeptid u skladu s patentnim zahtjevom 1, **naznačen time** što polipeptid ima aminokiselinski slijed:



gdje Dio C ima strukturu:

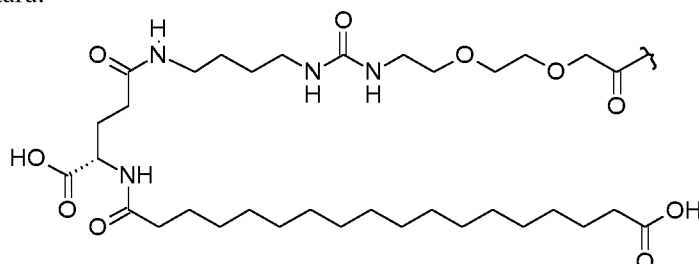


16. Polipeptid u skladu s patentnim zahtjevom 1, **naznačen time** što polipeptid ima aminokiselinski slijed:

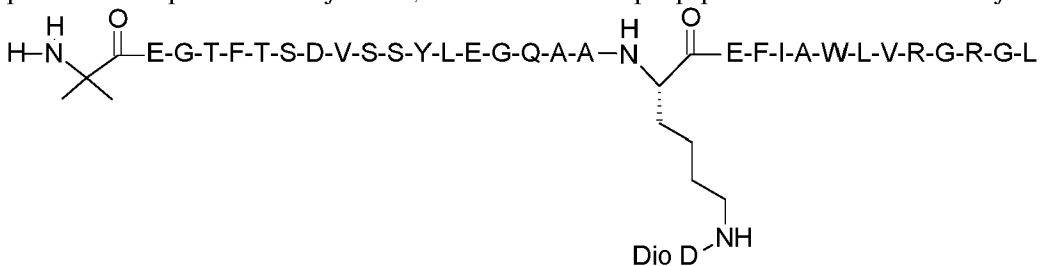


5

gdje Dio C ima strukturu:

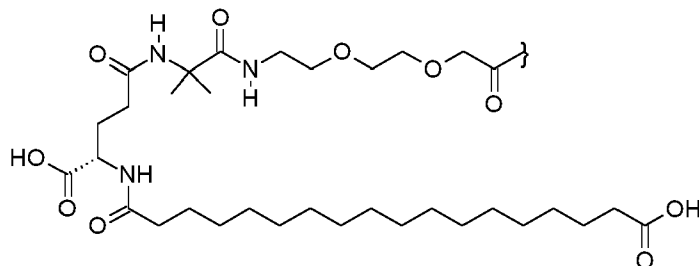


17. Polipeptid u skladu s patentnim zahtjevom 1, **naznačen time** što polipeptid ima aminokiselinski slijed:

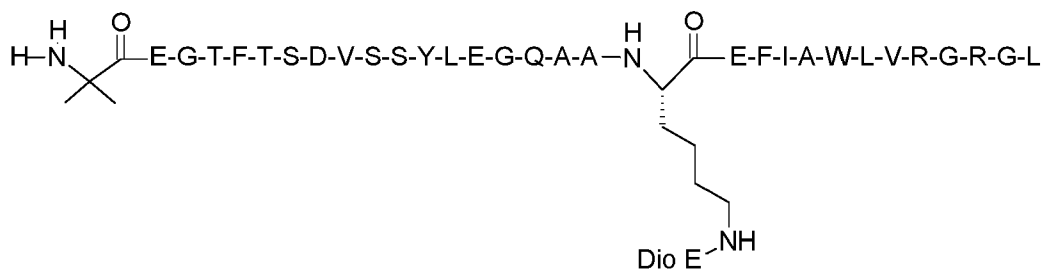


10

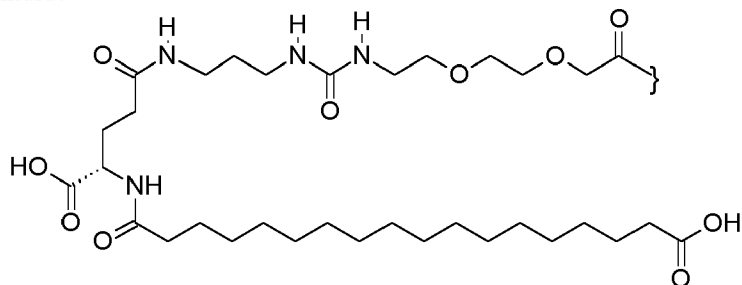
gdje Dio D ima strukturu:



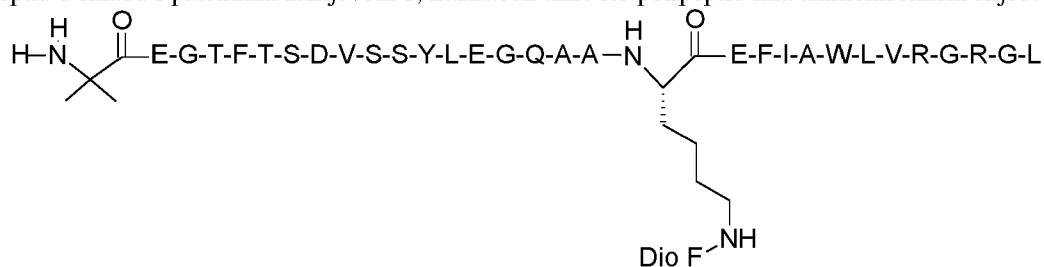
18. Polipeptid u skladu s patentnim zahtjevom 1, **naznačen time** što polipeptid ima aminokiselinski slijed:



gdje Dio E ima strukturu:

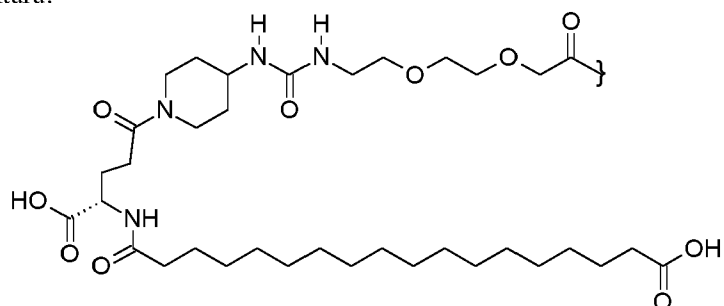


19. Polipeptid u skladu s patentnim zahtjevom 1, **naznačen time** što polipeptid ima aminokiselinski slijed:



5

gdje Dio F ima strukturu:



20. Polipeptid u skladu s bilo kojim od prethodnih patentnim zahtjevom, **naznačen time** što je namijenjen upotrebi u liječenju dijabetesa.

10 21. Polipeptid u skladu s bilo kojim od patentnih zahtjeva 1 do 19, **naznačen time** što je namijenjen upotrebi u liječenju pretilosti.