



US00D409097S

United States Patent [19]
Monachon

[11] **Patent Number: Des. 409,097**
[45] **Date of Patent: ** May 4, 1999**

[54] **WRISTWATCH**

[75] Inventor: **Jean-Claude Monachon**, Neuchatel, Switzerland

[73] Assignee: **Omega S.A.**, Bienne, Switzerland

[**] Term: **14 Years**

[21] Appl. No.: **29/082,504**

[22] Filed: **Jan. 23, 1998**

[51] **LOC (6) Cl.** **10-02**

[52] **U.S. Cl.** **D10/32; D10/39**

[58] **Field of Search** D10/1-40, 122-132;
D11/3-25; 63/1.1, 3, 5, 11; 368/276-277,
280-282, 285

[56] **References Cited**

U.S. PATENT DOCUMENTS

D. 357,192	4/1995	Schneider	D10/32
D. 361,528	8/1995	Hayashi	D10/39
D. 365,767	1/1996	Hitter	D10/32
D. 377,907	2/1997	Burgener	D10/39
D. 383,987	9/1997	Nakanishi	D10/39
D. 386,698	11/1997	Giardiello	D10/39

OTHER PUBLICATIONS

W. Bell Catalog—1987—p. 98—Watches at bottom.
European Jeweler (G.Z.)—Jun. 1985—p. 35—Watch at bottom left.

Primary Examiner—Nelson C. Holtje
Attorney, Agent, or Firm—Collen Law Associates, P.C.

[57] **CLAIM**

The ornamental design for a wristwatch, as shown and described.

DESCRIPTION

FIG. 1 is a top view of the watchcase portion of my new wristwatch design;
FIG. 2 is a bottom view thereof;
FIG. 3 is a left side view thereof;
FIG. 4 is a right side view thereof;
FIG. 5 is a front view thereof;
FIG. 6 is a rear view thereof;
FIG. 7 is a top, front, left perspective view thereof;
FIG. 8 is a top, front, right perspective view thereof;
FIG. 9 is a top view of the bracelet portion of my new wristwatch design;
FIG. 10 is a bottom view thereof;
FIG. 11 is a left side view thereof, the right side view being a mirror image thereof;
FIG. 12 is a top, right perspective view thereof.
FIG. 13 is a front perspective view of my new wristwatch design; and,
FIG. 14 is a rear perspective view of my new wristwatch design.

1 Claim, 6 Drawing Sheets






Fig. 1

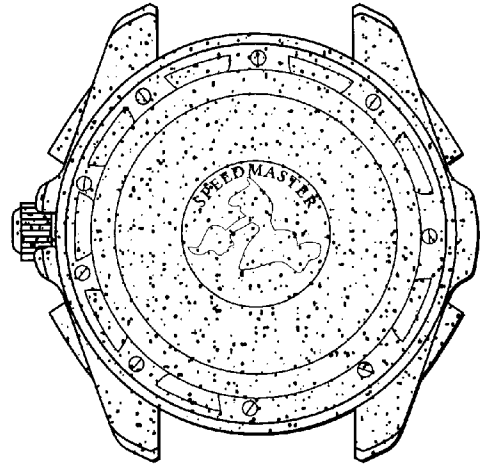


Fig. 2

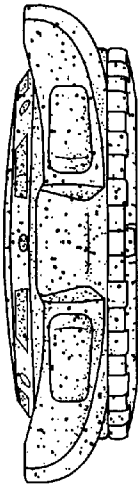


Fig. 3

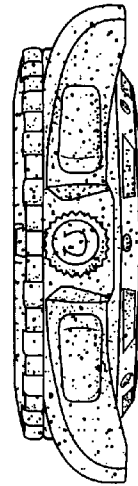


Fig. 4

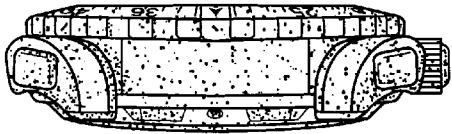


Fig. 5




Fig. 6

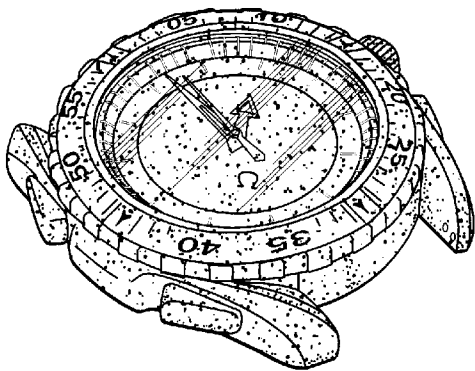


Fig. 7

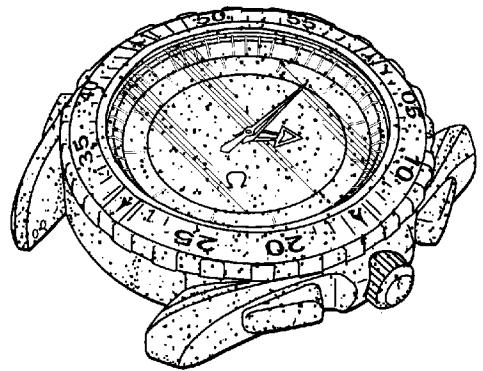


Fig. 8




Fig. 9

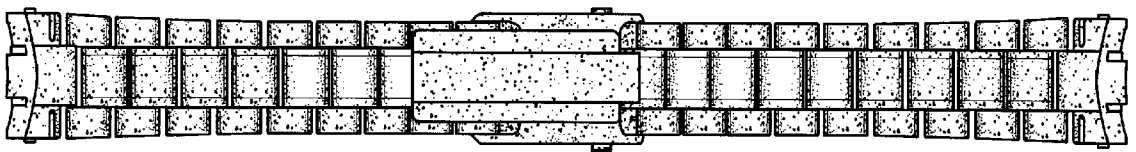


Fig. 10



Fig. 11

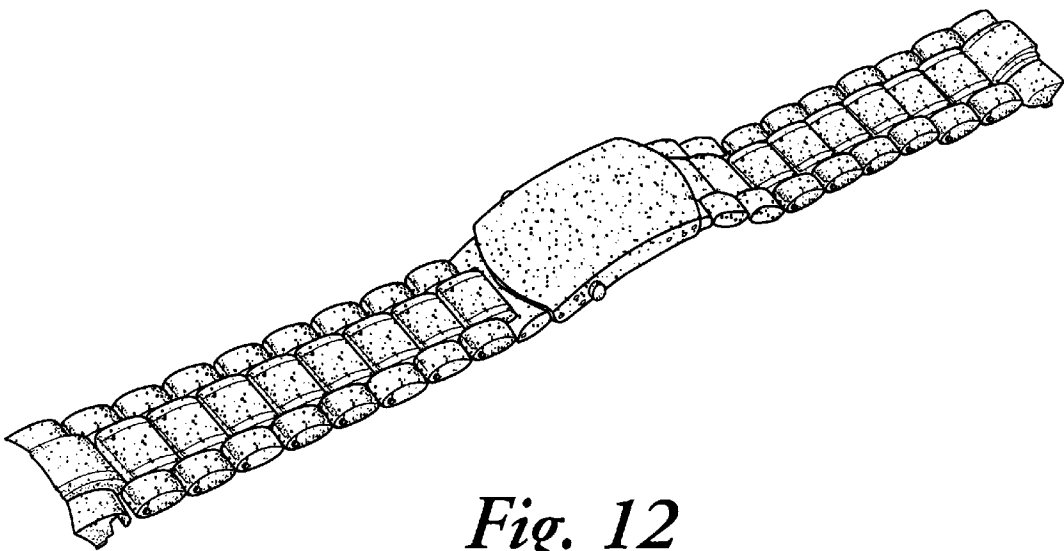


Fig. 12




Fig. 13




Fig. 14