

(19) World Intellectual Property
Organization
International Bureau



(43) International Publication Date
18 August 2005 (18.08.2005)

PCT

(10) International Publication Number
WO 2005/076277 A1

(51) International Patent Classification⁷: **G11B 20/12**

(21) International Application Number:
PCT/KR2005/000260

(22) International Filing Date: 28 January 2005 (28.01.2005)

(25) Filing Language: English

(26) Publication Language: English

(30) Priority Data:
10-2004-0007969 6 February 2004 (06.02.2004) KR
10-2004-0106537
15 December 2004 (15.12.2004) KR

(71) Applicant: **SAMSUNG ELECTRONICS CO., LTD.**
[KR/KR]; 416, Maetan-dong, Yeongtong-gu, Suwon-si,
Gyeonggi-do 442-742 (KR).

(72) Inventors: **HWANG, Sung-Hee**; 420-403 Jugong Apt.,
189, Gaepo-dong, Gangnam-gu, Seoul 135-240 (KR).
KO, Jung-Wan; 114-1101 Byucksan Apt., Mangpo-dong,
Yeongtong-gu Suwon-si, Gyeonggi-do 443-707 (KR).

(74) Agent: **LEE, Young-Pil**; The Cheonghwa Building,
1571-18, Seocho-dong, Seocho-gu, Seoul 137-874 (KR).

(81) Designated States (*unless otherwise indicated, for every kind of national protection available*): AE, AG, AL, AM, AT, AU, AZ, BA, BB, BG, BR, BW, BY, BZ, CA, CH, CN, CO, CR, CU, CZ, DE, DK, DM, DZ, EC, EE, EG, ES, FI, GB, GD, GE, GH, GM, HR, HU, ID, IL, IN, IS, JP, KE, KG, KP, KZ, LC, LK, LR, LS, LT, LU, LV, MA, MD, MG, MK, MN, MW, MX, MZ, NA, NI, NO, NZ, OM, PG, PH, PL, PT, RO, RU, SC, SD, SE, SG, SK, SL, SY, TJ, TM, TN, TR, TT, TZ, UA, UG, UZ, VC, VN, YU, ZA, ZM, ZW.

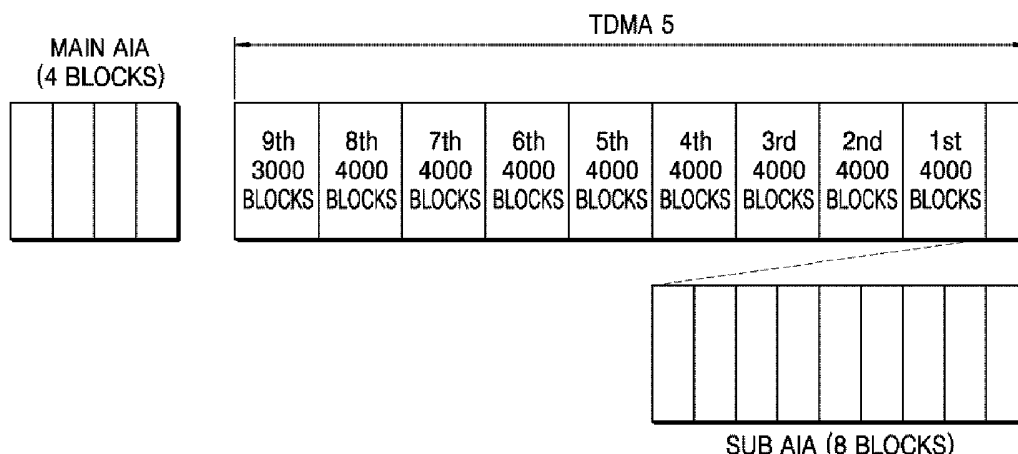
(84) Designated States (*unless otherwise indicated, for every kind of regional protection available*): ARIPO (BW, GH, GM, KE, LS, MW, MZ, NA, SD, SL, SZ, TZ, UG, ZM, ZW), Eurasian (AM, AZ, BY, KG, KZ, MD, RU, TJ, TM), European (AT, BE, BG, CH, CY, CZ, DE, DK, EE, ES, FI, FR, GB, GR, HU, IE, IS, IT, LT, LU, MC, NL, PL, PT, RO, SE, SI, SK, TR), OAPI (BF, BJ, CF, CG, CI, CM, GA, GN, GQ, GW, ML, MR, NE, SN, TD, TG).

Published:

- with international search report
- before the expiration of the time limit for amending the claims and to be republished in the event of receipt of amendments

For two-letter codes and other abbreviations, refer to the "Guidance Notes on Codes and Abbreviations" appearing at the beginning of each regular issue of the PCT Gazette.

(54) Title: METHOD AND APPARATUS FOR RECORDING AND REPRODUCING DATA ON/FROM WRITE-ONCE DISC, AND WRITE-ONCE DISC THEREFOR



(57) Abstract: A write-once disc includes: a plurality of update areas in which a predetermined kind of update information is recorded; at least one main access information area in which main access information is recorded, the main access information indicating a final update area in which finally updated information is recorded among the plurality of update areas; and at least one sub access information area in which sub access information is recorded, the sub access information indicating a location of the finally updated information recorded in the final update area. Accordingly, an access time for reading a predetermined kind of information required to use the write-once disc can be reduced.

Description

METHOD AND APPARATUS FOR RECORDING AND RE-PRODUCING DATA ON/FROM WRITE-ONCE DISC, AND WRITE-ONCE DISC THEREFOR

Technical Field

- [1] The present invention relates to a write-once disc, and more particularly, to a method of and apparatus for recording data on a write-once disc to access information required to use the write-once disc more quickly, a method of and apparatus for re-producing a write-once disc, and a write-once disc used with the above methods and apparatuses.

Background Art

- [2] New information can be recorded repeatedly on a rewritable disc on which information has already been recorded. However, when new information is recorded on a write-once disc, since information that has already been recorded may not be erased or recorded over, a new location must be allocated in order to update the information already recorded.
- [3] Generally, only information which has been finally updated is meaningful. Therefore, to read the information which has been finally updated, an update area is allocated to a data area of the disc, and a data recording and/or reproducing apparatus detects the information which has been finally updated by searching for the update area in which updated information is recorded. When large amounts of information are recorded in the update area, it takes a lot of time to detect desired information.
- [4] On a write-once disc for which defect management by a data recording and/or reproducing apparatus is performed, there are areas to record information for managing defects generated while the write-once disc is being used and information indicating a recording status of the write-once disc. According to a characteristic of the write-once disc and, unlike a rewritable disc, since updated information cannot be repeatedly recorded at a location where existing information has been recorded when an update of the defect management information is required, the updated information must be recorded at an empty location. Accordingly, a relatively wide update area is necessary.
- [5] In general, the update area is allocated to a lead-in area or a lead-out area on the disc. However, sometimes, the update area may be allocated to a data area in order to increase the space available for an update count according to a user's designation. When finally updated information required to use the write-once disc is recorded in the update area allocated to the data area, and when information indicating that the update area is allocated to the data area and information indicating a location of the update

area are included in the finally updated information, the finally updated information or a location in which the finally updated information is recorded cannot be detected, even if the entire update area allocated to the lead-in area or the lead-out area is sought.

- [6] Further, even if a data recording and/or reproducing apparatus detects that the finally updated information is recorded in the update area allocated to the data area, if the size of the update area is large, it may take a considerable amount of time to search the finally updated information recorded in the update area.

Disclosure of Invention

Technical Solution

- [7] Aspects of the present invention provide a write-once disc having recorded thereon information having a data structure by which an access time for reading updated information required to use the write-once disc can be reduced.
- [8] Aspects of the present invention also provide a data recording apparatus and method by which an access time for reading updated information required to use a write-once disc can be reduced.
- [9] Aspects of the present invention also provide a data reproducing apparatus and method by which an access time for reading updated information required to use a write-once disc can be reduced.
- [10] Additional aspects and/or advantages of the invention will be set forth in part in the description which follows and, in part, will be obvious from the description, or may be learned by practice of the invention.

Advantageous Effects

- [11] According to embodiments of the present invention, an access time for reading a predetermined kind of information required to use a write-once disc can be reduced. In particular, when a plurality of update areas for writing updated information required to use the write-once disc exist, a recording apparatus or a reproducing apparatus can quickly and easily determine an update area in which finally updated information is recorded among the plurality of update areas.

Description of Drawings

- [12] These and/or other aspects and advantages of the invention will become apparent and more readily appreciated from the following description of the embodiments, taken in conjunction with the accompanying drawings of which:
- [13] FIGs. 1A and 1B are structures of a write-once disc according to an embodiment of the present invention;
- [14] FIG. 2 is a detailed structure of a write-once disc having a single recording layer according to an embodiment of the present invention;
- [15] FIGs. 3A and 3B are detailed structures of a write-once disc having a double

- recording layer according to an embodiment of the present invention;
- [16] FIGs. 4A and 4B are detailed structures of a write-once disc having a double recording layer according to another embodiment of the present invention;
- [17] FIGs. 5A and 5B illustrate a process of recording data in a user data area and a spare area, respectively, according to an embodiment of the present invention;
- [18] FIG. 6 is a data structure of temporary disc management information according to an embodiment of the present invention;
- [19] FIG. 7 is a data structure of a TDMA divided into a sub AIA and a plurality of sub areas;
- [20] FIG. 8 illustrates a main AIA and a sub AIA according to an embodiment of the present invention;
- [21] FIGs. 9A and 9B illustrate sub AIAs according to another embodiment of the present invention;
- [22] FIG. 10 is a data structure of access information according to an embodiment of the present invention; and
- [23] FIG. 11 is a block diagram of a data recording and/or reproducing apparatus according to an embodiment of the present invention.

Best Mode

- [24] According to an aspect of the present invention, there is provided a write-once disc including: a plurality of update areas in which a predetermined kind of updated information is recorded; at least one main access information area in which main access information is recorded, the main access information indicating a final update area in which finally updated information is recorded among the plurality of update areas; and at least one sub access information area in which sub access information is recorded, the sub access information indicating a location of the finally updated information recorded in the final update area.
- [25] According to another aspect of the present invention, there is provided a write-once disc including: a plurality of update areas in which a predetermined kind of updated information is recorded; and at least one access information area in which access information is recorded, the access information indicating a final update area in which finally updated information is recorded among the plurality of update areas, wherein the access information includes location information of the plurality of update areas, first flag information indicating the final update area in which finally updated information is recorded among the plurality of update areas, and second flag information indicating a location of the finally updated information recorded in the final update area.
- [26] According to another aspect of the present invention, there is provided a write-once disc including: a plurality of update areas, which are used in a predetermined order,

and in which a predetermined kind of updated information is recorded; and at least one access information area in which access information including location information of the plurality of update areas is recorded in recording block units, wherein a final update area in which the predetermined kind of finally updated information is recorded among the plurality of update areas is indicated using the number of recording blocks in which the access information is recorded.

[27] According to another aspect of the present invention, there is provided a data recording apparatus including: a write/read unit writing or reading information on or from a write-once disc; and a controller controlling the write/read unit to record a predetermined kind of finally updated information in one of a plurality of update areas allocated to the write-once disc, record main access information in at least one main access information area allocated to the write-once disc in order to indicate a final update area in which the finally updated information is recorded, and record sub access information in at least one sub access information area allocated to the write-once disc in order to indicate a location of the finally updated information recorded in the final update area.

[28] According to another aspect of the present invention, there is provided a data recording apparatus including: a write/read unit writing or reading information on or from a write-once disc; and a controller controlling the write/read unit to record a predetermined kind of finally updated information in one of a plurality of update areas allocated to the write-once disc and record access information indicating a final update area in which the finally updated information is recorded in at least one access information area allocated to the write-once disc, wherein the access information includes location information of the plurality of update areas, first flag information indicating the final update area, and second flag information indicating a location of the finally updated information recorded in the final update area.

[29] According to another aspect of the present invention, there is provided an apparatus for recording data on a write-once disc having a plurality of update areas used in a predetermined order and at least one access information area, the apparatus including: a write/read unit writing or reading information on or from the write-once disc; and a controller controlling the write/read unit to record a predetermined kind of updated information in one of the plurality of update areas and record access information including location information of the plurality of update areas in the access information area in recording block units and indicating a final update area in which the predetermined kind of finally updated information is recorded among the plurality of update areas using the number of recording blocks in which the access information is recorded.

[30] According to another aspect of the present invention, there is provided a method of

recording data on a write-once disc having a plurality of update areas used in a predetermined order and at least one access information area, the method including: recording a predetermined kind of updated information in one of the plurality of update areas; and indicating a final update area in which the predetermined kind of finally updated information is recorded among the plurality of update areas using the number of recording blocks in which access information is recorded by recording the access information including location information of the plurality of update areas in the access information area in recording block units.

- [31] According to another aspect of the present invention, there is provided a data reproducing apparatus including: a reader reading data recorded on a write-once disc; and a controller controlling the reader to obtain information of a final update area in which a predetermined kind of finally updated information is recorded among a plurality of update areas included in the write-once disc from at least one main access information area allocated to the write-once disc and obtain location information of the final update area in which the predetermined kind of finally updated information is recorded from a sub access information area included in the final update area and obtaining the predetermined kind of finally updated information.
- [32] According to another aspect of the present invention, there is provided a data reproducing apparatus including: a reader reading data recorded on a write-once disc; and a controller controlling the reader to obtain finally updated access information from at least one access information area allocated to the write-once disc, obtaining information of a final update area in which a predetermined kind of finally updated information is recorded among a plurality of update areas included in the write-once disc from the obtained access information, and obtaining the predetermined kind of finally updated information based on the obtained information of the final update area, wherein the access information includes location information of the plurality of update areas, first flag information indicating the final update area, and second flag information indicating a location of the finally updated information recorded in the final update area.
- [33] According to another aspect of the present invention, there is provided an apparatus for reproducing a write-once disc having a plurality of update areas used in a predetermined order and at least one access information area, the apparatus including: a reader reading data recorded on the write-once disc; and a controller controlling the reader to read data by accessing the access information area, determining the number of recording blocks in which access information is recorded, determining a final update area in which a predetermined kind of finally updated information is recorded among the plurality of update areas on the basis of the determined number of recording blocks, obtaining finally updated access information from a recording block in which

the access information is finally recorded in the access information area, obtaining location information of the final update area from the finally updated access information, and controlling the reader to read the predetermined kind of finally updated information recorded in the final update area.

- [34] According to another aspect of the present invention, there is provided a method of reproducing a write-once disc having a plurality of update areas used in a predetermined order and at least one access information area, the method including: accessing the access information area and determining a final update area in which a predetermined kind of finally updated information is recorded among the plurality of update areas on the basis of the number of recording blocks in which access information is recorded; obtaining finally updated access information from a recording block in which the access information is finally recorded in the access information area; obtaining location information of the final update area from the finally updated access information; and obtaining the predetermined kind of finally updated information recorded in the final update area.

Mode for Invention

- [35] Reference will now be made in detail to the present embodiments of the present invention, examples of which are illustrated in the accompanying drawings, wherein like reference numerals refer to the like elements throughout. The embodiments are described below in order to explain the present invention by referring to the figures.
- [36] FIGs. 1A and 1B are structures of a write-once disc according to an embodiment of the present invention. FIG. 1A is a structure of a write-once disc having a single recording layer L0, and FIG. 1B is a structure of a write-once disc having a double recording layer (i.e., recording layers L0 and L1).
- [37] The write-once disc having a single recording layer L0 shown in FIG. 1A includes a lead-in area, a data area, and a lead-out area arranged from the inner circumference to the outer circumference. By way of comparison, each of a first recording layer L0 and a second recording layer L1 of the write-once disc having a double recording layer as shown in FIG. 1B includes a lead-in area in inner area 1 and inner area 2, a data area 1 and data area 2, and a lead-out area in an outer area 1 and outer area 2 arranged from the inner circumference to the outer circumference, respectively. However, it is understood that additional recording layers may be used, and the any such recording layers may be write-once, read only or rewritable and can have varying recording densities.
- [38] FIG. 2 is a detailed structure of the write-once disc having a single recording layer as shown in FIG. 1A according to an embodiment of the present invention. Referring to FIG. 2, the lead-in area includes a first disc management area (DMA1), a second disc management area (DMA2), a first temporary disc management area (TDMA1), an

access information area (AIA), and a recording condition test area. The lead-out area includes a third disc management area (DMA3) and a fourth disc management area (DMA4). Also, the lead-out area may further include at least one of a temporary defect management area, a recording condition test area, an AIA or combinations thereof. That is, there may be at least one each of the AIA, the DMA, the TDMA, and the recording condition test area in at least one of the lead-in area and/or the lead-out area.

[39] The AIA is an area to record access information indicating a location at which update information such as defect management information that a recording and/or reproducing apparatus should obtain to use a write-once disc is recorded. The access information and the AIA will be described later.

[40] The data area includes a first spare area (spare area 1), a user data area, a second temporary disc management area (TDMA2), and a second spare area (spare area 2). The TDMA1 included in the lead-in area is assigned when manufacturing based on the specification of the write-once disc according to the present embodiment. However, the first spare area, the TDMA2, and the second spare area included in the data area are allocated to the data area by a user's selection in a process of initializing the write-once disc.

[41] FIGs. 3A and 3B are detailed structures of a write-once disc having a double recording layer according to an embodiment of the present invention as shown in FIG. 1B. FIG. 3A is a structure of a first recording layer L0, and FIG. 3B is a structure of a second recording layer L1. The structure of the first recording layer L0 shown in FIG. 3A is identical to the structure of the write-once disc having a single recording layer shown in FIG. 2. The structure of the second recording layer L1 shown in FIG. 3B is similar to the structure of the first recording layer L0. However, in the structure of the second recording layer L1, the AIA is not allocated to a second inner area (inner area 2), and two TDMA's (TDMA 4 and TDMA 5) are allocated to a second data area (data area 2).

[42] The write-once disc having a double recording layer includes five TDMA's; TDMA1 through TDMA5. Locations and sizes of the TDMA1 and TDMA2 are well known to conventional recording apparatuses and/or reproducing apparatuses. However, TDMA3, TDMA4, and the TDMA5 need to be allocated to data areas by a user or a recording and/or reproducing apparatus when a disc initialization is performed to use the write-once disc having a double recording layer. When a temporary disc management structure (TDMS) is recorded in the TDMA1, a temporary disc definition structure (TDDS) including sizes and locations of TDMA's allocated to the data areas is recorded in the TDMA1.

[43] FIGs. 4A and 4B are detailed structures of a write-once disc having a double recording layer as shown in FIG. 1B according to another embodiment of the present

invention. FIG. 4A is a structure of a first recording layer L0, and FIG. 4B is a structure of a second recording layer L1. A TDMA1, a TDMA2, and a TDMA5 are allocated to the write-once disc having a double recording layer as shown in FIGS. 4A and 4B. That is, besides the well known TDMA1 and TDMA2, only the TDMA5 is allocated to a second data area (data area 2) by a user or a recording and/or reproducing apparatus when a disc initialization is performed to use the write-once disc having a double recording layer.

[44] Areas, such as TDMA5 allocated to a write-once disc, and a process of recording data in the areas will now be described. A TDMA is an area to record a TDMS for management of the write-once disc before finalization of the write-once disc. The finalization of the write-once disc is an operation preventing the write-once disc from being recorded again. When data cannot be recorded on the write-once disc any more by a selection of a user, or when data cannot additionally be recorded on the write-once disc, the write-once disc is finalized.

[45] The TDMS includes a temporary disc defect list (TDFL), a TDDS, and a space bit map (SBM). The TDFL includes information indicating an area in which a defect is generated and information indicating a corresponding substitute area in a spare area. The TDDS to manage the TDFL includes a location pointer indicating a location in which the TDFL is recorded, a location pointer indicating a location in which the SBM is recorded, information indicating locations and sizes of spare areas allocated to data areas, and information indicating locations and sizes of the TDMA5 allocated to the data areas. The SBM shows a data recording status of the write-once disc with a bit map by allocating different bit values to clusters in which data is recorded in cluster units, which are data recording units, and clusters in which data is not recorded.

[46] When the write-once disc is loaded into the recording and/or reproducing apparatus such as that shown in FIG. 11, it is required that the TDDS is quickly read and reproduced from the finally updated TDMS of the write-once disc in order to use the write-once disc in the apparatus.

[47] Commonly, when the write-once disc is loaded into the recording apparatus and/or the reproducing apparatus, the recording apparatus and/or the reproducing apparatus determines how to manage the write-once disc and how to record or reproduce data by reading information from the lead-in area and/or the lead-out area. If an amount of information recorded in the lead-in area and/or the lead-out area is large, more time is taken to prepare to record or reproduce data after the write-once disc is loaded. Therefore, a concept of the TDMS is used, and the TDMS generated while data is recorded on or reproduced from the write-once disc is recorded in the TDMA, which is separated from a defect management area, and allocated to the lead-in area and/or the lead-out area.

- [48] When the write-once disc is finalized, the TDMS, i.e., the TDFL and the TDDS, recorded in the TDMA is finally recorded in a DMA since an information access to quickly use the write-once disc is possible by allowing the recording or reproducing apparatus to read only meaningful information from the defect management area by storing only finally meaningful information among TDFLs and TDDSs, which are updated and recorded several times, in the DMA.
- [49] FIGs. 5A and 5B illustrate a process of recording data in a user data area and a spare area according to an embodiment of the present invention, which is applicable to both single layer and double layer write-once discs.
- [50] FIG. 5A shows the user data area, and FIG. 5B shows the spare area. A method of recording user data in the user data area includes a continuous recording mode and/or a random recording mode. The user data is recorded continuously and sequentially in the continuous recording mode and randomly in the random recording mode. Zones 501 through 507 indicate units in which verification after recording is performed according to a verify-after-write operation.
- [51] A recording apparatus writes the user data in the zone 501 and verifies whether the user data has been normally written or a defect has been generated in the zone 501. If a portion in which the defect has been generated is found, the portion is designated as a defect area (i.e., defect #1), and the recording apparatus rewrites the user data, which has been written in the defect #1, in the spare area shown in FIG. 5B. A portion in which the user data that has been written in the defect #1 is rewritten is called a substitute #1. The recording apparatus writes the user data in the zone 502 and verifies whether the user data has been normally written or a defect has been generated in the zone 502. If a portion in which a defect is generated is found, the portion is designated as a defect area (i.e., defect #2). Likewise, a substitute #2 corresponding to the defect #2 is generated. Also, in the zone 503, a defect #3 and a substitute #3 are generated. In the zone 504, a defect area does not exist since a portion in which a defect has been generated is not found.
- [52] If an end of a recording operation #1 is predicted after the user data is written and verified, that is, if a user pushes an eject button or if recording of the user data allocated to a recording operation is finished, the recording apparatus writes information related to the defect #1, and the defect #2, and the defect #3, which are defect areas generated in the zones 501 through 504, in the TDMA as a TDFL #1. Also, a management structure to manage the TDFL #1 is written in the TDMA as a TDDS #1.
- [53] The recording operation is a work unit determined by an intention of the user or a desired amount of recording work. In the present embodiment, the recording operation indicates a period from when the write-once disc is loaded and a recording work of

predetermined information is performed to when the write-once disc is unloaded from the recording apparatus. However, it is understood that the work unit may be defined in a different manner such as by time periods.

[54] When the write-once disc is loaded again, a recording operation #2 starts, a recording condition in the recording condition test area is tested, and the user data is written on the basis of the test result. That is, in the recording operation #2, the user data is written in zones 505 through 507 in the same manner of the recording operation #1, and a defect #4, a defect #5, a substitute #4, and a substitute #5 are generated. When the recording operation #2 ends, the recording apparatus writes information related to the defect #4 and the defect #5 in the TDMA as a TDFL #2. Also, a management structure to manage the TDFL #2 is written in the TDMA as a TDDS #2.

[55] As shown in FIGs. 2, 3A, 3B, 4A, and 4B, when a plurality of TDMAs and spare areas are allocated to the write-once disc, the TDMAs and spare areas are used in a predetermined order. For example, when a data write path applied to the write-once disc having a double recording layer shown in FIGS. 3A and 3B is an opposite track path. In an opposite track path where data is recorded from a first inner area of the first recording layer L0 to a first outer area of the first recording layer L0 and a second inner area of the second recording layer L1 to a second outer area of the second recording layer L1. Further, data in the spare areas is recorded beginning with the first spare area of the first recording layer L0. When the first spare area is full, the second spare area, the third spare area, and the fourth spare area are used in this sequential order.

[56] Likewise, the TDMS is recorded in the TDMAs starting from the TDMA1 of the first recording layer L0. When the TDMA1 is full, an updated TDMS is recorded in the TDMA2 allocated to the second inner area of the second recording layer L1. When the TDMA2 is full, a newly updated TDMS is recorded in the TDMA3 allocated to the first data area of the first recording layer L0. In the shown embodiment, the TDMA1 and the TDMA2 allocated to the inner areas of the recording layers are essential to the write-once disc. However, the TDMA(s) allocated to the data areas may or may not be allocated according to a selection of the user. Therefore, the TDMS is recorded in the TDMAs allocated to the inner areas of the recording layers. When the TDMAs allocated to the inner areas of the recording layers are full, the TDMAs allocated to the data areas are used. However, it is understood that in other aspects of the present invention the TDMAs allocated to the inner areas may be non-essential.

[57] When a finally updated TDMS is written in a TDMA allocated to a data area, a write-once disc is usually unloaded. When the write-once disc is reloaded into a recording and/or reproducing apparatus, the recording and/or reproducing apparatus must obtain the finally updated TDMS in order to use the write-once disc. However,

when the TDMS is recorded in the TDMA allocated to the data area, and the recording and/or reproducing apparatus cannot recognize that the TDMS is recorded in the TDMA allocated to the data area until the apparatus accesses the TDDS included in the TDMS. Also, even if the recording and/or reproducing apparatus recognizes that the finally updated TDMS is recorded in the TDMA allocated to the data area, if the size of the TDMA is large, it may take a significant amount of time to search the finally updated TDMS recorded in the TDMA.

[58] In order to improve the search time, three exemplary embodiments will be described in detail below. In these three embodiments, access information (AI) indicates a location where update information such as the TDMS, and in particular, the TDDS, is recorded. Also, the update information indicates information that a recording and/or reproducing apparatus should recognize and read to use a write-once disc in an initial period when the write-once disc is loaded into the recording and/or reproducing apparatus. Also, an area in which the update information is recorded is called an update area. In the three embodiments, the update information is the TDDS, and the update area is the TDMA.

[59] In the first embodiment, at least one main AIA for recording main AI is allocated to a lead-in area or an inner area of a write-once disc, and a sub AIA is allocated to a TDMA. When the write-once disc is loaded, a recording and/or reproducing apparatus first obtains the main AI by accessing the main AIA. The recording and/or reproducing apparatus recognizes a TDMA in which a finally updated TDDS is recorded from the main AI and then obtains sub AI by accessing a sub AIA of the TDMA. Since the recording and/or reproducing apparatus can recognize a location where the finally updated TDDS is recorded in the TDMA from the sub AI, time required to search for the finally updated TDDS in the TDMA can be reduced.

[60] The AIA allocated to the write-once disc shown in FIGS. 2, 3A, and 4A is the main AIA according to the first embodiment. While not required, the size of the main AIA is preferably limited by minimizing an amount of main AI recorded in the main AIA and a main AI update count since it takes longer to obtain the main AI if the size of the main AIA is larger or a plurality of main AIAs are allocated. In order to minimize the main AI update count, when the TDMA in which a final TDDS is recorded is changed, the main AI is recorded in one recording unit block of the main AIA.

[61] FIG. 6 is a data structure of a TDDS according to the first embodiment of the present invention. In the first embodiment, a data structure of a separate main AI is not defined, and the TDDS is used as the main AI. As described above, the TDDS includes location information of the TDMAs allocated to a write-once disc. As shown in FIGS. 3A and 3B, when the TDMA1 through TDMA5 are allocated to the write-once disc, the TDDS includes location information of the TDMA1 through TDMA5.

- [62] In the first embodiment, a recording and/or reproducing apparatus can recognize a TDMA in which a final TDDS is recorded from the number of recording unit blocks in which TDDSs are recorded in the main AIA.
- [63] A case where TDMA1 through TDMA5 are allocated to a write-once disc and used in an order of TDMA1, TDMA2, TDMA3, TDMA4, and TDMA5 will now be described in detail. If the main AI (i.e. the TDDS) is not recorded in the main AIA at all, the recording and/or reproducing apparatus recognizes that the final TDDS is recorded in a first TDMA (i.e., the TDMA1).
- [64] If a TDDS is recorded in only a first block of the main AIA, the recording and/or reproducing apparatus recognizes that the final TDDS is recorded in a second TDMA, i.e., the TDMA2. If TDDSs are recorded in first and second blocks of the main AIA, the recording and/or reproducing apparatus recognizes that the final TDDS is recorded in a third TDMA, i.e., the TDMA3. Likewise, if TDDSs are recorded in first through third blocks of the main AIA, the recording and/or reproducing apparatus recognizes that the final TDDS is recorded in a fourth TDMA, i.e., the TDMA4, and if TDDSs are recorded in first through fourth blocks of the main AIA, the recording and/or reproducing apparatus recognizes that the final TDDS is recorded in a fifth TDMA, i.e., the TDMA5.
- [65] As described above, the recording and/or reproducing apparatus recognizes a TDMA in which a final TDDS is recorded from the number of recording unit blocks in which TDDSs are recorded in the main AIA and reproduces the TDDS finally recorded in the main AIA. Accordingly, the recording and/or reproducing apparatus can recognize location information of the TDMA from the TDDS.
- [66] The size of the main AIA depends on the number of TDMA's allocated to a write-once disc. That is, if N TDMA's exist in the write-once disc, the main AIA includes at least (N-1) recording unit blocks, where N is a positive natural number.
- [67] The sub AIA and the sub AI will now be described with reference to FIG. 7. The sub AIA is allocated from a first block of each TDMA, and the size of the sub AIA depends on how many sub areas a TDMA including the sub AIA is divided into.
- [68] FIG. 7 is a data structure of a TDMA divided into a sub AIA and a plurality of sub areas. Like the main AIA shown in FIG. 6, a TDDS is used as sub AI, and a recording and/or reproducing apparatus recognizes a sub TDMA area in which a final TDDS is recorded in the TDMA from the number of recording unit blocks in which TDDSs are recorded in the sub AIA.
- [69] As shown in FIG. 7, the TDMA is divided into first through M^{th} sub TDMA's, and when the sub areas are sequentially used in a direction from the first sub TDMA to the M^{th} sub TDMA, if a TDDS is not recorded in the sub AIA at all, the recording and/or reproducing apparatus recognizes that a final TDDS is recorded in the first sub TDMA,

i.e., Sub TDMA 1.

[70] If a TDDS is recorded in only a first block of the sub AIA, the recording and/or reproducing apparatus recognizes that the final TDDS is recorded in a second sub TDMA, i.e., Sub TDMA 2. If TDDSs are recorded in first and second blocks of the sub AIA, the recording and/or reproducing apparatus recognizes that the final TDDS is recorded in a third sub TDMA, i.e., Sub TDMA 3. According to the first embodiment, the size of the sub AIA allocated to each TDMA depends on the number of sub areas allocated to each TDMA. That is, if M sub areas exist in a TDMA, the sub AIA should include at least (M-1) recording unit blocks, where M is a positive natural number.

[71] FIG. 8 illustrates a main AIA and a sub AIA according to an embodiment of the present invention. A write-once disc according to the first embodiment is a disc in which only a TDMA5 is allocated to a data area when initialization to use the disc is performed as shown in FIGs. 4A and 4B. The main AIA includes 4 recording unit blocks. In the present embodiment, the TDMA5 includes 35,000 blocks and is divided into units of 4,000 blocks. That is, the TDMA5 includes 9 sub areas (i.e., 8 sub area of 4000 blocks each and 1 sub area of 3000 blocks). Therefore, as described above, the sub AIA includes 8 recording unit blocks (i.e., M-1, where M is 9). However, it is understood that other numbers of TDMA5s, recording unit blocks and sub areas may be used.

[72] When the write-once disc is initialized, or when a TDMA1 is used, the main AI is not recorded in the main AIA. If a location where a final TDDS is recorded is changed to a TDMA2, a recording and/or reproducing apparatus indicates that the final TDDS is recorded in the TDMA2 by recording a TDDS in a first block of the main AIA. If a location where the final TDDS is recorded is changed to the TDMA5, the recording and/or reproducing apparatus indicates that the final TDDS is recorded in a first sub area of the TDMA5 by recording TDDSs in second, third, and fourth blocks of the main AIA.

[73] FIGs. 9A and 9B illustrate sub AIAs of a double layer write-once disc according to the first embodiment in which a TDMA3, a TDMA4, and a TDMA5 are allocated to a data area when initialization to use the disc is performed as shown in FIGs. 3A and 3B. Therefore, as described above, since 5 TDMA5s are allocated, the main AIA includes 4 recording unit blocks. Each of the TDMA3 and the TDMA4 includes 16,000 blocks, and the TDMA5 includes 35,000 blocks as shown in FIG. 8.

[74] FIG. 9A is a data structure of the TDMA3, and FIG. 9B a data structure of the TDMA4. The TDMA3 includes 4 sub areas of 4000 blocks each. Therefore, a sub AIA included in the TDMA3 includes 3 recording unit blocks. Since the TDMA4 is the same as the TDMA3, a sub AIA included in the TDMA4 also includes 3 recording unit blocks.

- [75] The TDMA5 is divided into units of 4,000 recording unit blocks and includes 9 sub areas. Therefore, as described above, a sub AIA included in the TDMA5 includes 8 recording unit blocks. It is understood that other units of recording blocks may be used instead of 4,000.
- [76] As described above with respect to FIGs. 6-9, according to the first embodiment, a recording and/or reproducing apparatus can more quickly access a location where a final TDDS is recorded by recording main AI in a main AIA and sub AI in a sub AIA.
- [77] An operation when a recording and/or reproducing apparatus accesses a location where the final TDDS is recorded from the main AI and the sub AI will now be described in more detail. According to the first embodiment, when a write-once disc in which the main AI and the sub AI are recorded is loaded in a recording and/or reproducing apparatus, the recording and/or reproducing apparatus accesses the main AIA. If information is not recorded in the main AIA at all, the recording and/or reproducing apparatus determines that a final TDDS is recorded in a TDMA1 or the write-once disc is a blank disc and accesses the TDMA1. If no data is recorded in the TDMA1, the recording and/or reproducing apparatus recognizes that the write-once disc is a blank disc and starts initialization for using the write-once disc. If data is recorded in the TDMA1, the recording and/or reproducing apparatus obtains the final TDDS from the TDMA1.
- [78] If data is recorded in the main AIA, the recording and/or reproducing apparatus reproduces a TDDS by accessing a block in which the data is finally recorded. The recording and/or reproducing apparatus recognizes which block is the block in which the data is finally recorded and recognizes in which TDMA the final TDDS is recorded. Also, the recording and/or reproducing apparatus can recognize the size of a TDMA in which the final TDDS is recorded from the reproduced TDDS and recognize whether a sub AIA is allocated to the TDMA from the size information, and if the sub AIA is allocated to the TDMA, the recording and/or reproducing apparatus can recognize the size of the sub AIA. If the sub AIA is not allocated to the TDMA in which the final TDDS is recorded, the recording and/or reproducing apparatus searches for the final TDDS from the TDMA.
- [79] However, if the sub AIA is allocated to the TDMA in which the final TDDS is recorded, the recording and/or reproducing apparatus accesses the sub AIA, recognizes up to which block data is recorded, and recognizes in which corresponding sub area of the TDMA that the final TDDS is recorded the final TDDS is recorded.
- [80] Unlike the first embodiment shown in FIGs. 6-9, in a second embodiment shown in FIG. 10, sub AIAs are not allocated, and at least one AIA for recording AI is allocated to a lead-in area or an inner area of a write-once disc.
- [81] FIG. 10 is a data structure of access information (AI) according to the second

embodiment of the present invention. The data structure of the AI shown in FIG. 10 is identical to a data structure of a TDDS. However, a flag indicating a TDMA in which a final TDDS is recorded is further included in the TDDS.

[82] In the second embodiment illustrated in FIG. 10, the flag includes first flag information indicating the TDMA in which the final TDDS is recorded and second flag information indicating which part of the TDMA indicated by the first flag information the final TDDS is recorded in. As shown, the first flag information has 4 bits: b4 through b7. For example, it can be defined that the final TDDS is recorded in a TDMA1 when the bits b4 through b7 are '0000b', a TDMA2 when the bits b4 through b7 are '0001b', a TDMA3 when the bits b4 through b7 are '0010b', a TDMA4 when the bits b4 through b7 are '0100b', and a TDMA5 when the bits b4 through b7 are '1000b'.

[83] The second flag information has 4 bits: b0 through b3. The second flag information in a case where the first flag information indicates the TDMA5, which is divided into 5 sub areas, will now be described as an example. It can be defined that the final TDDS is recorded in a first sub area when the bits b0 through b3 are '0000b', a second sub area when the bits b0 through b3 are '0001b', a third sub area when the bits b0 through b3 are '0010b', a fourth sub area when the bits b0 through b3 are '0100b', and a fifth sub area when the bits b0 through b4 are '1000b'. It is understood that other bit values may be defined by the user or disc manufacturer.

[84] A third embodiment is similar to the first embodiment described above with respect to FIGs. 6-9. However, unlike the first embodiment, in the third embodiment, a sub AI is not recorded in a write-once disc. Therefore, a sub AIA is not allocated to a TDMA, and the main AI and the main AIA described with respect to the first embodiment are represented as AI and an AIA, respectively, in the third embodiment.

[85] A recording and/or reproducing apparatus in which the write-once disc according to the third embodiment is loaded records user data in a data area and a TDDS in one of a plurality of TDMAs. If a newly updated TDDS cannot be recorded in a TDMA in which a previous TDDS is recorded since the TDMA is full, the newly updated TDDS is recorded in one of the plurality of TDMAs based on a predetermined order of use. Also, the newly updated TDDS is recorded in one recording block of the AIA as the AI.

[86] A reproducing apparatus in which the write-once disc according to the third embodiment is loaded accesses the AIA and determines a final TDMA in which a finally updated TDDS is recorded among the plurality of TDMAs on the basis of the number of recording blocks in which the AI is recorded. Then, the reproducing apparatus obtains the finally updated AI from a recording block, which is finally recorded in the final TDMA. The reproducing apparatus obtains location information of the final TDMA in which the finally updated TDDS is recorded from the finally

updated AI. Finally, the reproducing apparatus obtains the finally updated TDDS from the final TDMA. Since a TDDS recorded as the AI in the AIA is recorded in the AIA only in a case where a TDMA in which an updated TDDS is recorded is changed, the TDDS may be different from the finally updated TDDS.

[87] FIG. 11 is a block diagram of a data recording and/or reproducing apparatus according to an embodiment of the present invention. Referring to FIG. 11, the data recording and/or reproducing apparatus includes a write/read unit 1, a controller 2, and a memory 3. Under the control of the controller 2, the write/read unit 1 writes data on a write-once disc 100 and reads the data recorded on the write-once disc 100. The write-once disc 100 is a write-once disc according to the first, second or third embodiments of the inventions shown in FIGs. 1-10.

[88] The controller 2 controls the write/read unit 1 to write main AI, sub AI, and/or AI according to aspects of the present invention on the write-once disc 100. Also, when the write-once disc 100 is reproduced, when the write-once disc 100 is loaded, the data recording and/or reproducing apparatus obtains a TDDS finally updated on the write-once disc 100 from information recorded in a main AIA, a sub AIA, and/or an AIA according to the first through third embodiments described above.

[89] A reproducing operation of the write-once disc 100 according to aspects of the present invention by a reproducing only apparatus will now be described. Even if it is not shown, a structure of a reproducing apparatus according to the present invention is similar to a structure of the recording and reproducing apparatus shown in FIG. 11. However, since it is a reproducing only apparatus, a reader is included instead of the write/read unit 1. The read unit of the reproducing only apparatus reads data recorded on the write-once disc 100 under the control of a controller of the reproducing apparatus. The write-once disc 100 is a write-once disc according to the first, second or third embodiment as described above with respect to FIGs. 1-10.

[90] When the write-once disc 100 is loaded in the reproducing apparatus, the controller of the reproducing apparatus obtains the TDDS finally updated on the write-once disc 100 from the information recorded in the main AIA, the sub AIA, and/or the AIA described above.

[91] The operations of the recording and reproducing apparatus and the reproducing apparatus from the descriptions of the embodiments described above will be easily understood by those skilled in the art. Further, it is understood that all or portions of the methods and/or controller can be implemented as computer software encoded on a computer readable medium for use by a general and/or special purpose computer. Additionally, while described in terms of write-once media, it is understood that aspects of the present invention can be implemented using rewritable media, especially when implementing write-once partitions or areas.

[92] Although a few embodiments of the present invention have been shown and described, it would be appreciated by those skilled in the art that changes may be made in this embodiment without departing from the principles and spirit of the invention, the scope of which is defined in the claims and their equivalents.

Claims

- [1] 1. A write-once disc for use with a recording and/or reproducing apparatus, comprising:
a plurality of update areas including a predetermined kind of updated information is recorded;
at least one main access information area (AIA) including main access information (AI) is recorded, the main AI indicating to the recording and/or reproducing apparatus a final update area in which finally updated information is recorded among the plurality of update areas; and
at least one sub AIA including sub AI is recorded, the sub AI indicating to the recording and/or reproducing apparatus a location of the finally updated information recorded in the final update area.
- [2] 2. The write-once disc of claim 1, wherein the at least one main AI includes location information of the update areas and is updated only in a case where an update area in which the finally updated information is recorded is changed.
- [3] 3. The write-once disc of claim 2, wherein the main AIA includes space for a plurality of recording blocks and the main AI indicates the final update area according to a number of recorded recording blocks in which the main AI is recorded among recording blocks potentially recorded in the space of the main AIA.
- [4] 4. The write-once disc of claim 1, wherein the final update area is divided into a plurality of sub areas, and the sub AI is updated only when one of the sub areas in which the finally updated information is recorded is changed.
- [5] 5. The write-once disc of claim 4, wherein the sub AIA includes space for a plurality of recording blocks and the sub AI indicates the one sub area in which the finally updated information is recorded according to a number of recorded recording blocks in which the sub AI is recorded among the recording blocks potentially included in the space of the sub AIA.
- [6] 6. The write-once disc of claim 1, wherein the sub AI is included in each update area allocated to a data area of the write-once disc.
- [7] 7. A write-once disc for use with a recording and/or reproducing apparatus, comprising:
a plurality of update areas including a predetermined kind of updated information is recorded; and
at least one access information area including access information is recorded, the access information indicating to the recording and/or reproducing apparatus a final update area in which finally updated information is recorded among the

plurality of update areas,

wherein the access information includes location information of the plurality of update areas, first flag information indicating to the recording and/or reproducing apparatus the final update area in which finally updated information is recorded among the plurality of update areas, and second flag information indicating a location of the finally updated information recorded in the final update area indicated by the first flag.

- [8] 8. The write-once disc of claim 7, wherein the final update area is divided into a plurality of sub areas, and the second flag information indicates one of the plurality of the sub areas in which the finally updated information is recorded.
- [9] 9. The write-once disc of claim 8, wherein the AI is updated only when the final update area or the sub area in which the finally updated information is recorded is changed.
- [10] 10. A data recording and/or reproducing apparatus which transfers data with respect to a write-once disc, the data recording and/or reproducing apparatus comprising:
a write/read unit writing or reading information on or from the write-once disc;
and
a controller controlling the write/read unit to record a predetermined kind of finally updated information in one of a plurality of update areas allocated to the write-once disc, record main access information (AI) in at least one main access information area (AIA) allocated to the write-once disc in order to indicate a final update area in which the finally updated information is recorded, and record sub AI in at least one sub AIA allocated to the write-once disc in order to indicate a location of the finally updated information recorded in the final update area.
- [11] 11. The data recording and/or reproducing apparatus of claim 10, wherein the controller controls the write/read unit to write the main AI only when the one update area in which the finally updated information is recorded is changed.
- [12] 12. The data recording and/or reproducing apparatus of claim 11, wherein the controller controls the write/read unit to write the main AI in one recording block among a plurality of recording blocks allocated to the main AIA each time the finally updated information is changed in order to indicate the final update area using a number of recorded recording blocks in which the main AI is recorded in the main AIA.
- [13] 13. The data recording and/or reproducing apparatus of claim 10, wherein the final update area is divided into a plurality of sub areas, and the controller controls the write/read unit to write the sub AI only when a first sub area in

which the finally updated information is recorded is changed.

[14] 14. The data recording and/or reproducing apparatus of claim 13, wherein the controller controls the write/read unit to write the sub AI in one recording block among a plurality of recording blocks allocated to the sub AIA each time the finally updated information is changed in order to indicate the sub area in which the finally updated information is recorded using a number of recorded recording blocks in which the sub AI is recorded in the sub AIA.

[15] 15. A data recording and/or reproducing apparatus which transfers data with respect to a write-once disc, the data recording and/or reproducing apparatus comprising:
a write/read unit writing or reading information on or from the write-once disc;
and
a controller controlling the write/read unit to record a predetermined kind of finally updated information in one of a plurality of update areas allocated to the write-once disc and record access information (AI) indicating a final update area in which the finally updated information is recorded in at least one access information area (AIA) allocated to the write-once disc, wherein the AI includes location information of the plurality of update areas, first flag information indicating the final update area, and second flag information indicating a location of the finally updated information recorded in the final update area.

[16] 16. The apparatus of claim 15, wherein in a case where the final update area is divided into a plurality of sub areas, the second flag information indicates one sub area in which the finally updated information is recorded.

[17] 17. The apparatus of claim 16, wherein the controller controls the write/read unit to write the AI only when the final update area or the one sub area in which the finally updated information is recorded is changed.

[18] 18. A data reproducing apparatus for use with a write-once disc, the apparatus comprising:
a reader reading data recorded on the write-once disc; and
a controller controlling the reader to obtain information of a final update area in which a predetermined kind of finally updated information is recorded among a plurality of update areas included on the write-once disc from at least one main access information area (AIA) allocated to the write-once disc and obtain location information of the final update area in which the predetermined kind of finally updated information is recorded from a sub AIA included in the final update area and obtaining the predetermined kind of finally updated information.
[19] 19. The data reproducing apparatus of claim 18, wherein the main AIA comprises a space in which a predetermined number of recording blocks are

- recordable, and the controller obtains the location information of the final update area by counting a number of the recording blocks in which are recorded main access information (AI) and which are recorded in the space.
- [20] 20. The data reproducing apparatus of claim 18, wherein the controller obtains the location information of the final update area from main access information (AI) recorded in the main AIA.
- [21] 21. The data reproducing apparatus of claim 18, wherein the sub AIA comprises a space in which a predetermined number of recording blocks are recordable, and the controller obtains the location information of the final update area by counting a number of the recording blocks in which are recorded sub AI and which are recorded in the space.
- [22] 22. The data reproducing apparatus of claim 18, wherein the sub AIA comprises a space in which a predetermined number of recording blocks of sub access information (AI) are recordable and the final update area is divided into a plurality of sub areas, and the controller determines at least one sub area in which the predetermined kind of finally updated information is recorded based on a number of the recording blocks in which the sub AI is recorded in the space.
- [23] 23. A data reproducing apparatus for use with a write-once disc, the data reproducing apparatus comprising:
a reader reading data recorded on the write-once disc; and
a controller controlling the reader to obtain finally updated access information from at least one access information area allocated to the write-once disc, obtaining information of a final update area in which a predetermined kind of finally updated information is recorded among a plurality of update areas included on the write-once disc from the obtained access information, and obtaining the predetermined kind of finally updated information based on the obtained information of the final update area,
wherein the obtained access information includes location information of the plurality of update areas, first flag information indicating the final update area, and second flag information indicating a location of the predetermined kind of finally updated information recorded in the final update area.
- [24] 24. The data reproducing apparatus of claim 23, wherein the final update area is divided into a plurality of sub areas, and the second flag information indicates a sub area in which the predetermined kind of finally updated information is recorded.
- [25] 25. A method of recording data on a write-once disc having a plurality of update areas used in a predetermined order and at least one access information area (AIA), the method comprising:

recording a predetermined kind of finally updated information in one of the plurality of update areas; and

indicating a final update area in which the predetermined kind of finally updated information is recorded among the plurality of update areas using a number of recording blocks in which access information (AI) is recorded by recording the AI including location information of the plurality of update areas in the AIA in recording block units.

- [26] 26. The method of claim 25, wherein the indicating of the final update area comprises recording the AI only when the predetermined kind of finally updated information is recorded in one of the plurality of update areas for the first time.
- [27] 27. The method of claim 25, wherein the predetermined kind of finally updated information is a temporary disc definition structure (TDDS) including the location information of the plurality of update areas, and the TDDS is recorded as the AI in the AIA.
- [28] 28. An apparatus to record data and/or reproduce data from and/or on a write-once disc having a plurality of update areas used in a predetermined order and at least one access information area (AIA), the apparatus comprising:
a write/read unit writing or reading information on or from the write-once disc;
and
a controller controlling the write/read unit to record a predetermined kind of updated information in one of the plurality of update areas and record access information (AI) including location information of the plurality of update areas in the AIA in recording block units and indicating a final update area in which a final predetermined kind of updated information is recorded among the plurality of update areas using a number of recording blocks in which the AI is recorded.
- [29] 29. The apparatus to record and/or reproduce data of claim 28, wherein the controller controls the write/read unit to record the AI only when the predetermined kind of updated information is recorded in one of the plurality of update areas for the first time.
- [30] 30. The apparatus to record and/or reproduce data of claim 28, wherein the predetermined kind of updated information is a temporary disc definition structure (TDDS) including the location information of the plurality of update areas, and the TDDS is recorded as the AI in the AIA.
- [31] 31. A method of reproducing a write-once disc having a plurality of update areas used in a predetermined order and at least one access information area (AIA), the method comprising:
accessing the AIA and determining a final update area in which a predetermined kind of finally updated information is recorded among the plurality of update

areas on the basis of a number of recording blocks in which access information (AI) is recorded in the AIA;
obtaining finally updated AI from a recording block in which the AI is finally recorded in the AIA;
obtaining location information of the final update area from the finally updated AI; and
obtaining the predetermined kind of finally updated information recorded in the final update area.

- [32] 32. An apparatus to reproduce a write-once disc having a plurality of update areas used in a predetermined order and at least one access information area (AIA), the apparatus comprising:
a reader reading data recorded on the write-once disc; and
a controller controlling the reader to read data by accessing the AIA, determining the number of recording blocks in which access information (AI) is recorded, determining a final update area in which a predetermined kind of finally updated information is recorded among the plurality of update areas on the basis of the determined number of recording blocks, obtaining finally updated AI from a recording block in which the AI is finally recorded in the AIA, obtaining location information of the final update area from the finally updated AI, and controlling the reader to read the predetermined kind of finally updated information recorded in the final update area.
- [33] 33. A write-once disc for use with a recording and/or reproducing apparatus, the write-once disc comprising:
a plurality of update areas which are used in a predetermined order and which include a predetermined kind of updated information is recorded; and
at least one access information area (AIA) including access information (AI) including location information of the plurality of update areas as recorded in recording block units,
wherein a final update area including the predetermined kind of finally updated information is recorded among the plurality of update areas is indicated to the recording and/or reproducing apparatus using a number of recording blocks in which the AI is recorded in the AIA.
- [34] 34. The write-once disc of claim 33, wherein the AI is recorded in the AIA only when the predetermined kind of updated information is recorded in one of the plurality of update areas for the first time.
- [35] 35. The write-once disc of claim 33, wherein the predetermined kind of updated information is a temporary disc definition structure (TDDS) including the location information of the plurality of update areas, and the TDDS is recorded

as the AI in the AIA.

- [36] 36. An apparatus for use with a write-once information storage medium, the apparatus comprising:
an optical pickup transferring data with respect to at least one recording layer of the write-once information storage medium including a lead-in area, a data area and a lead-out area; and
a controller controlling the optical pickup to
allocate a plurality of temporary defect management areas on the information storage medium;
record update information regarding defects occurring during the recording of the data, the update information being recorded in the allocated temporary defect management areas in a predetermined order; and
record location information designating the recording of a last update information in a last recorded one of the allocated temporary defect management areas in an access area allocated by the controller to the lead-in and/or the lead-out area of the information storage medium.
- [37] 37. The apparatus of claim 36, wherein the location information corresponds to a temporary disc definition structure.
- [38] 38. The apparatus of claim 36, wherein the controller controls the optical pickup to record sub location information designating a recording block of the last recorded one of the allocated temporary defect management areas as comprising the last update information.
- [39] 39. The apparatus of claim 38, wherein the controller controls the optical pickup to record the location information when the allocated temporary defect management area in which the update information is being recorded changes.
- [40] 40. The apparatus of claim 38, wherein the location information indicates the recorded one of the allocated temporary defect management areas by a number of unit blocks in the access area which have data recorded therein.
- [41] 41. The apparatus of claim 38, wherein at least one of the temporary defect management areas is allocated to the data area of the information storage medium.
- [42] 42. The apparatus of claim 38, wherein no location information is recorded when only a first one of the temporary defect management areas comprises recorded update information.
- [43] 43. The apparatus of claim 36, wherein the controller controls the optical pickup to record first flag information designating the last recorded one of the allocated temporary defect management areas and second flag information designating an area of the last recorded one of the allocated temporary defect management areas

as comprising the last update information.

- [44] 44. The apparatus of claim 43, wherein the second flag designates at least one recording block among a plurality of recording blocks of the last recorded one of the allocated temporary defect management areas as comprising the last update information.
- [45] 45. The apparatus of claim 43, wherein no location information is recorded when only a first one of the temporary defect management areas comprises recorded update information.
- [46] 46. The apparatus of claim 45, wherein the controller controls the optical pickup to update the first and the second flag information when the allocated temporary defect management area in which the update information is being recorded changes.
- [47] 47. The apparatus of claim 36, wherein the controller controls the optical pickup to read the last update information according to the location information when the information storage medium is loaded in the apparatus.
- [48] 48. A computer readable medium encoded with instructions for implementing the method of claim 25 using a computer.
- [49] 49. A computer readable medium encoded with instructions for implementing the method of claim 31 using a computer.

FIG. 1A

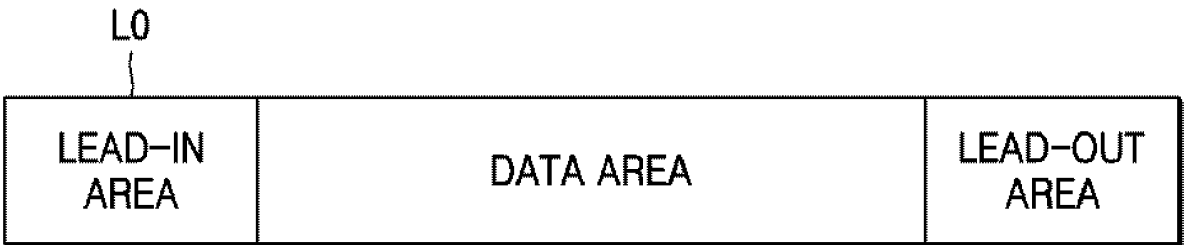


FIG. 1B




FIG. 2

LEAD-IN AREA	...
	DMA2
	RECORDING CONDITION TEST AREA
	AIA
	TDMA1
	DMA1
	...
DATA AREA	SPARE AREA1
	USER DATA AREA
	TDMA2
	SPARE AREA2
LEAD-OUT AREA	...
	DMA3
	...
	DMA4
	...

FIG. 3A

INNER AREA1	...
	DMA2
	RECORDING CONDITION TEST AREA
	AIA
	TDMA1
	DMA1
	...
DATA AREA1	SPARE AREA1
	USER DATA AREA
	TDMA3
	SPARE AREA2
OUTER AREA1	...
	DMA3
	...
	DMA4
	...

FIG. 3B

INNER AREA2	...
	RECORDING CONDITION TEST AREA
	...
	DMA8
	TDMA2
	DMA7
	...
DATA AREA2	SPARE AREA4
	TDMA5
	USER DATA AREA
	TDMA4
	SPARE AREA3
OUTER AREA2	...
	DMA6
	...
	DMA5
	...

FIG. 4A

INNER AREA1	...
	DMA2
	RECORDING CONDITION TEST AREA
	AIA
	TDMA1
	DMA1
	...
DATA AREA1	SPARE AREA1
	USER DATA AREA
	SPARE AREA2
OUTER AREA1	...
	DMA3
	...
	DMA4
	...

FIG. 4B

INNER AREA2	...
	RECORDING CONDITION TEST AREA
	...
	DMA8
	TDMA2
	DMA7
	...
DATA AREA2	SPARE AREA4
	TDMA5
	USER DATA AREA
	SPARE AREA3
OUTER AREA2	...
	DMA6
	...
	DMA5
	...

FIG. 5

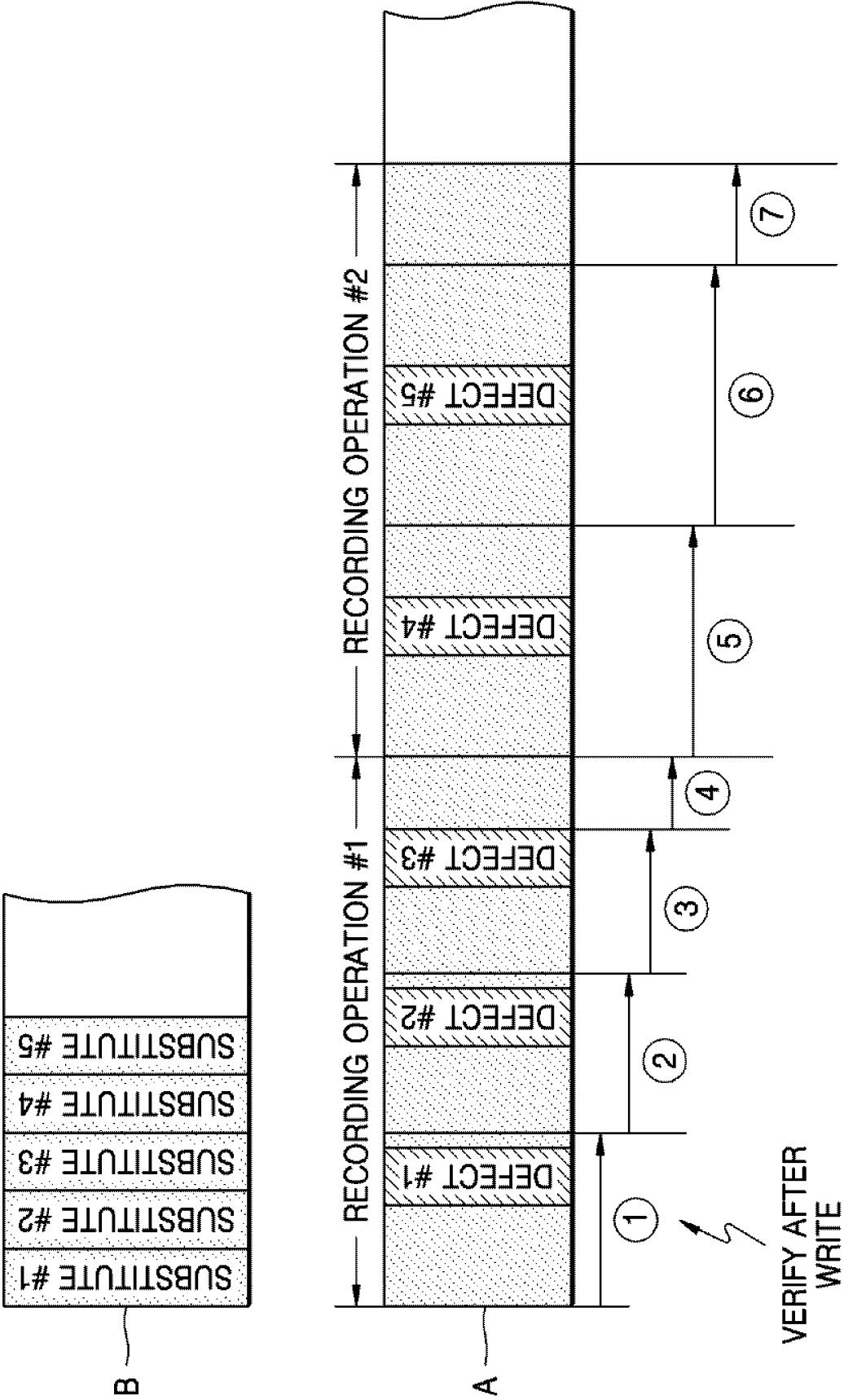


FIG. 6

TDDS

...
LOCATION INFORMATION OF TDMA2
LOCATION INFORMATION OF TDMA3
LOCATION INFORMATION OF TDMA4
...

FIG. 7

SUB AIA	SUB TDMA 1	SUB TDMA 2	...	SUB TDMA M
---------	------------	------------	-----	------------

FIG. 8

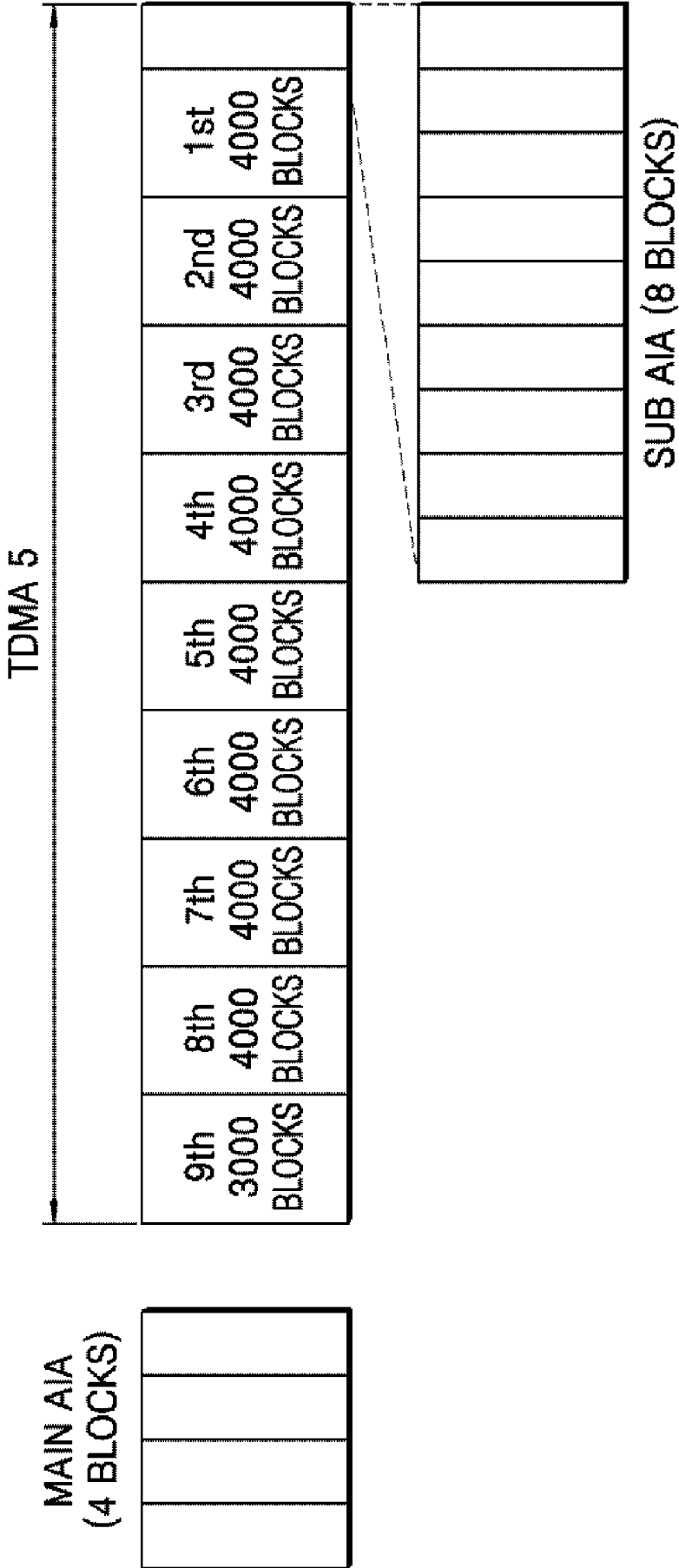


FIG. 9A

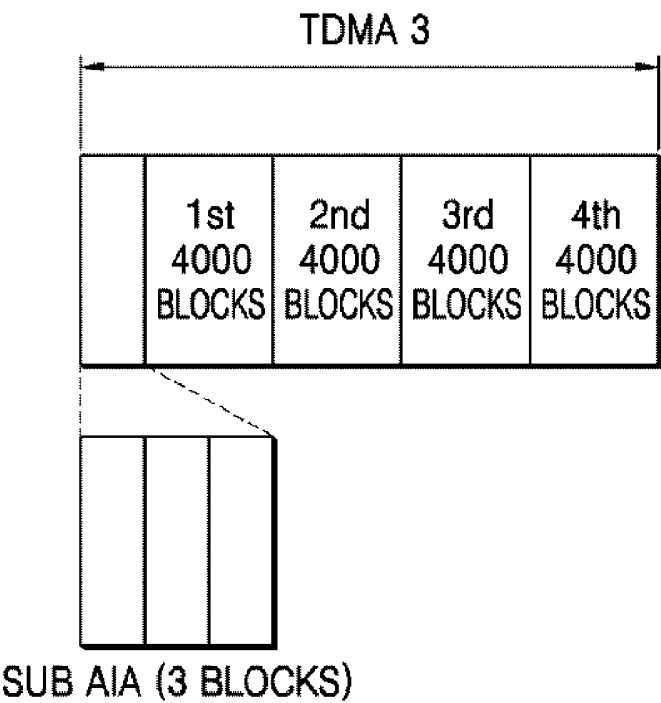


FIG. 9B

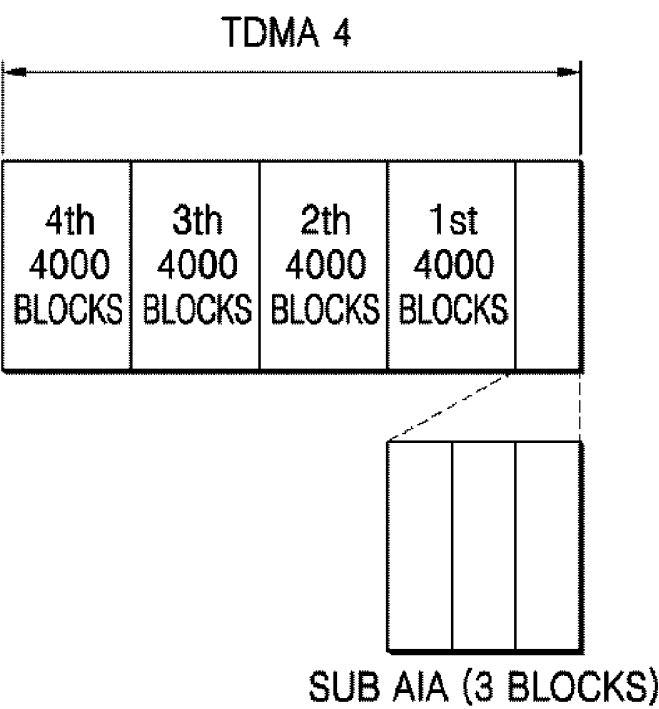


FIG. 10

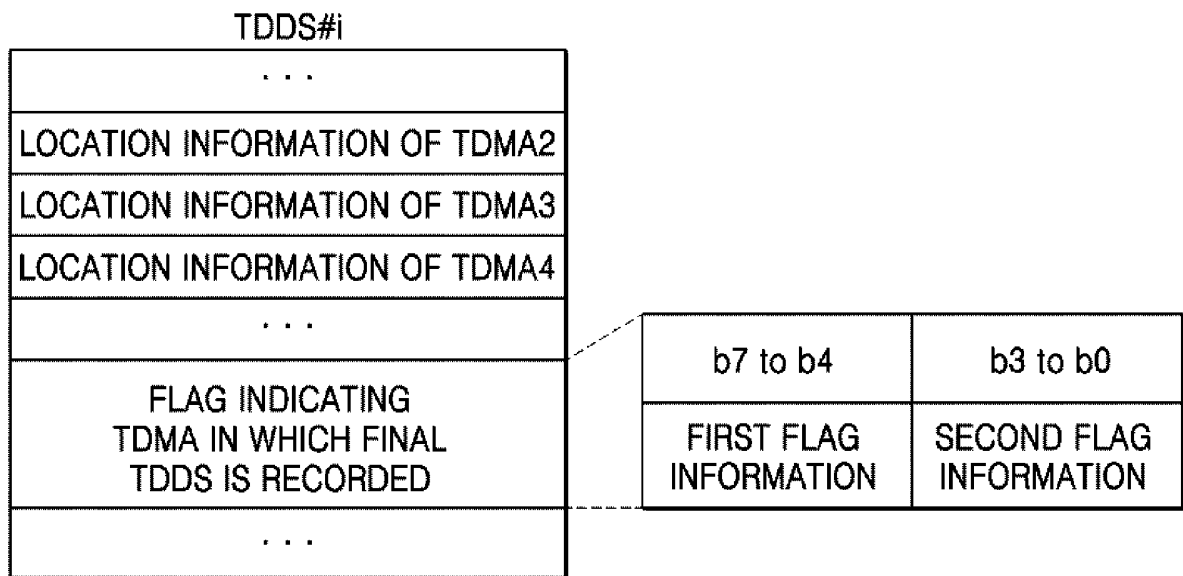
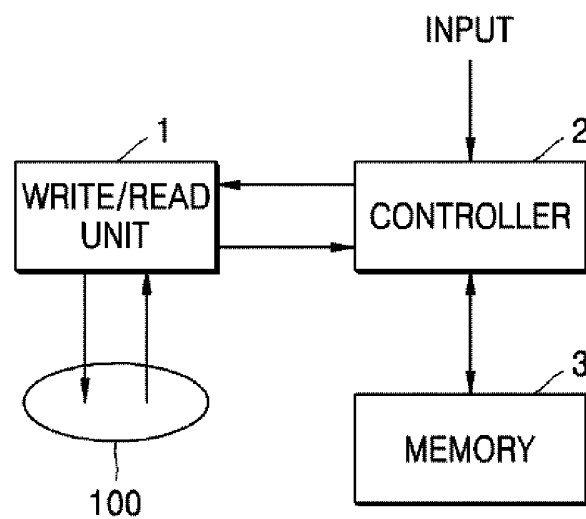


FIG. 11



INTERNATIONAL SEARCH REPORT

International application No.

PCT/KR2005/000260

A. CLASSIFICATION OF SUBJECT MATTER**IPC7 G11B 20/12**

According to International Patent Classification (IPC) or to both national classification and IPC

B. FIELDS SEARCHED

Minimum documentation searched (classification system followed by classification symbols)

IPC 7 G11B 20/10 G11B 7/007 G11B 20/10

Documentation searched other than minimum documentation to the extent that such documents are included in the fields searched
Korean Patents and applications for inventions since 1975

Electronic data base consulted during the international search (name of data base and, where practicable, search terms used)

WPI, PAJ "AIA(access information area), TDMA(temporary disc management area), TDDS(temporary disc definition structure), main, sub"

C. DOCUMENTS CONSIDERED TO BE RELEVANT

Category*	Citation of document, with indication, where appropriate, of the relevant passages	Relevant to claim No.
A	US 2004-0174793 A1 (LG ELECTRONICS INC.) 9 September 2004 See the whole document	1, 7, 10, 15, 18, 23, 25, 28, 31-33, 36
A	US 2004-0145980 A1 (LG ELECTRONICS INC.) 24 July 2004 See the whole document	1, 7, 10, 15, 18, 23, 25, 28, 31-33, 36
A	US 2004-0090888 A1 (LG ELECTRONICS INC.) 13 May 2004 See the whole document	1, 7, 10, 15, 18, 23, 25, 28, 31-33, 36
A	EP 0,350,920 A2 (MATSUSHITA ELECTRIC INDUSTRIAL CO., LTD.) 17 January 1990 See the whole document	1, 7, 10, 15, 18, 23, 25, 28, 31-33, 36

☐ Further documents are listed in the continuation of Box C.☐ See patent family annex.

* Special categories of cited documents:

"A" document defining the general state of the art which is not considered to be of particular relevance

"E" earlier application or patent but published on or after the international filing date

"L" document which may throw doubts on priority claim(s) or which is cited to establish the publication date of citation or other special reason (as specified)

"O" document referring to an oral disclosure, use, exhibition or other means

"P" document published prior to the international filing date but later than the priority date claimed

"T" later document published after the international filing date or priority date and not in conflict with the application but cited to understand the principle or theory underlying the invention

"X" document of particular relevance; the claimed invention cannot be considered novel or cannot be considered to involve an inventive step when the document is taken alone

"Y" document of particular relevance; the claimed invention cannot be considered to involve an inventive step when the document is combined with one or more other such documents, such combination being obvious to a person skilled in the art

"&" document member of the same patent family

Date of the actual completion of the international search

14 JUNE 2005 (14.06.2005)

Date of mailing of the international search report

14 JUNE 2005 (14.06.2005)

Name and mailing address of the ISA/KR

Korean Intellectual Property Office
920 Dunsan-dong, Seo-gu, Daejeon 302-701,
Republic of Korea

Facsimile No. 82-42-472-7140

Authorized officer

KIM, Yong Woong

Telephone No. 82-42-481-5698

