



US00D389244S

United States Patent [19]

[11] Patent Number: Des. 389,244

Dunshee et al.

[45] Date of Patent: **Jan. 13, 1998

[54] PERFORATION PATTERN FOR A BANDAGE BACKING

[75] Inventors: Wayne K. Dunshee, Maplewood; Donald G. Peterson, Shoreview, both of Minn.

[73] Assignee: Minnesota Mining and Manufacturing Company, St. Paul, Minn.

[**] Term: 14 Years

[21] Appl. No.: 35,058

[22] Filed: Feb. 17, 1995

[51] LOC (6) Cl. 24-04

[52] U.S. Cl. D24/189

[58] Field of Search D24/189; 602/58, 602/59, 41-57; D5/1, 2, 53, 57

[56] References Cited

U.S. PATENT DOCUMENTS

D. 99,618	5/1936	Daniels	D5/1
D. 178,152	6/1956	Schwartz	D5/63
D. 267,431	12/1982	Santarelli	D24/49
D. 267,432	12/1982	Santarelli	D24/49
D. 304,238	10/1989	Palau	D24/49
D. 340,114	10/1993	Arginsky	D24/189
D. 340,985	11/1993	Arginsky	D24/189
D. 340,986	11/1993	Arginsky	D24/189
D. 340,987	11/1993	Arginsky	D24/189
D. 340,988	11/1993	Arginsky	D24/189
D. 340,989	11/1993	Arginsky	D24/189
519,894	5/1894	Schutz et al.	602/53 X
2,156,777	5/1939	Duryea	D5/2 X
2,905,174	9/1959	Smith	128/156
3,073,303	1/1963	Schaar	128/156
3,260,261	7/1966	Gallovich	602/41 X
3,425,412	2/1969	Pope	602/59
3,888,247	6/1975	Stenvall	128/155
4,285,338	8/1981	Lemelson	128/155
4,390,519	6/1983	Sawyer	424/28
4,530,353	7/1985	Lauritzen	128/156

4,649,909	3/1987	Thompson	128/156
4,976,706	12/1990	Aki et al.	604/20 X
5,158,555	10/1992	Porzilli	602/47 X
5,160,328	11/1992	Cartmell et al.	602/47 X

FOREIGN PATENT DOCUMENTS

2661821	11/1991	France	602/52
---------	---------	--------	-------	--------

OTHER PUBLICATIONS

Sample sheets of bandages, including Hansaplast® bandages, four pages, Oct. 1993 to Jun 1994, Fingerkuppen-pflaster bandage.

Harrington & King Perforated Materials Catalog, ©1979, p. 60, V20 "Staggered Perforations".

Letraset Catalog, 1983, p. 248, Graduated dot tints.

Letraset Catalog, 1983, p. 277, Tonal Pattern Tapes with graduated dots, Nos. 902 and 933.

Primary Examiner—Lucy Lieberman

Attorney, Agent, or Firm—Gary L. Griswold; Walter N. Kirn; Stephen W. Bauer

[57] CLAIM

The ornamental design for a perforation pattern for a bandage backing, as shown and described.

DESCRIPTION

FIG. 1 is a perspective view of a perforation pattern for a bandage backing shown on an unclaimed bandage.

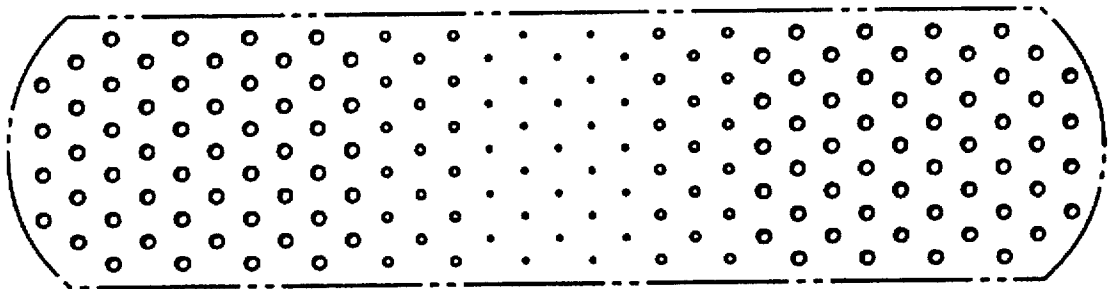
FIG. 2 is a top plan view thereof;

FIG. 3 is a bottom plan view thereof;

FIG. 4 is a top plan view of a second embodiment of a perforation pattern for a bandage backing shown on an unclaimed bandage, wherein the bottom plan view is identical; and,

FIG. 5 is a top plan view of a third embodiment of a perforation pattern for a bandage shown on an unclaimed bandage backing, wherein the bottom plan view is identical. The broken lines in the drawing are for illustrative purposes only and do not form a part of the claimed design.

1 Claim, 2 Drawing Sheets



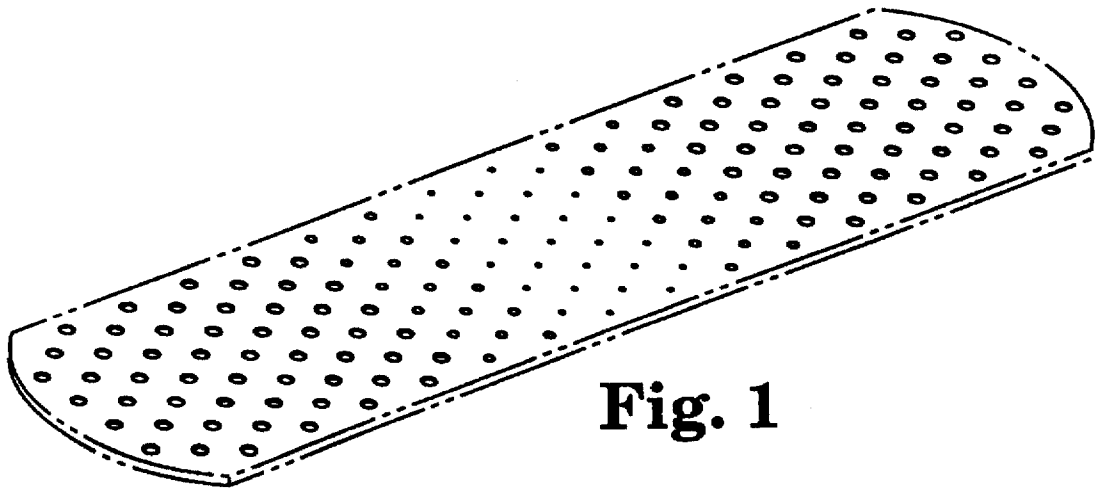


Fig. 1

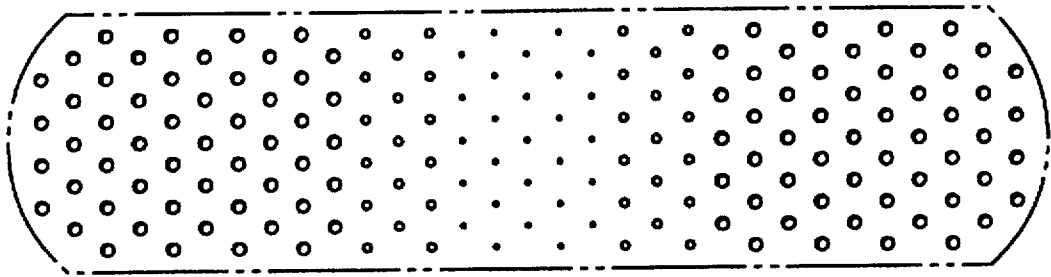


Fig. 2

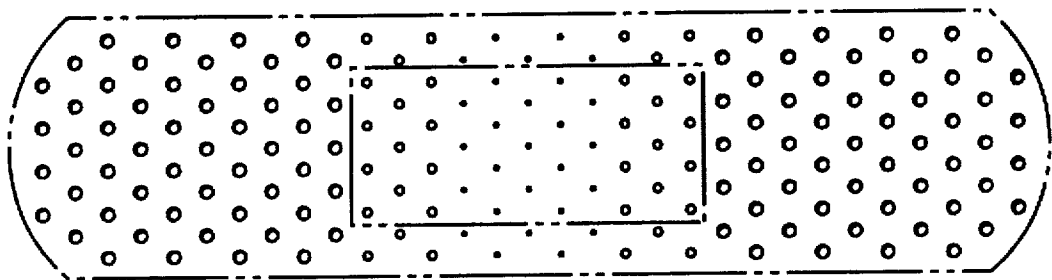


Fig. 3

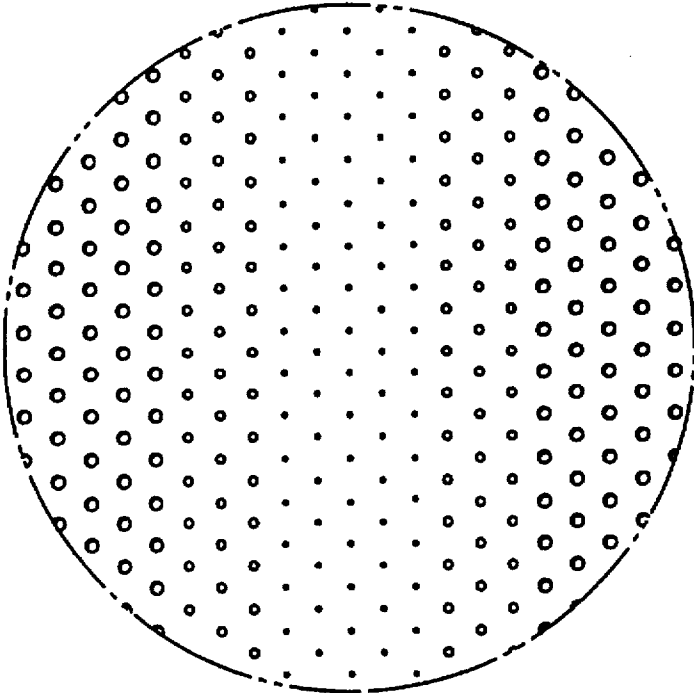


Fig. 4

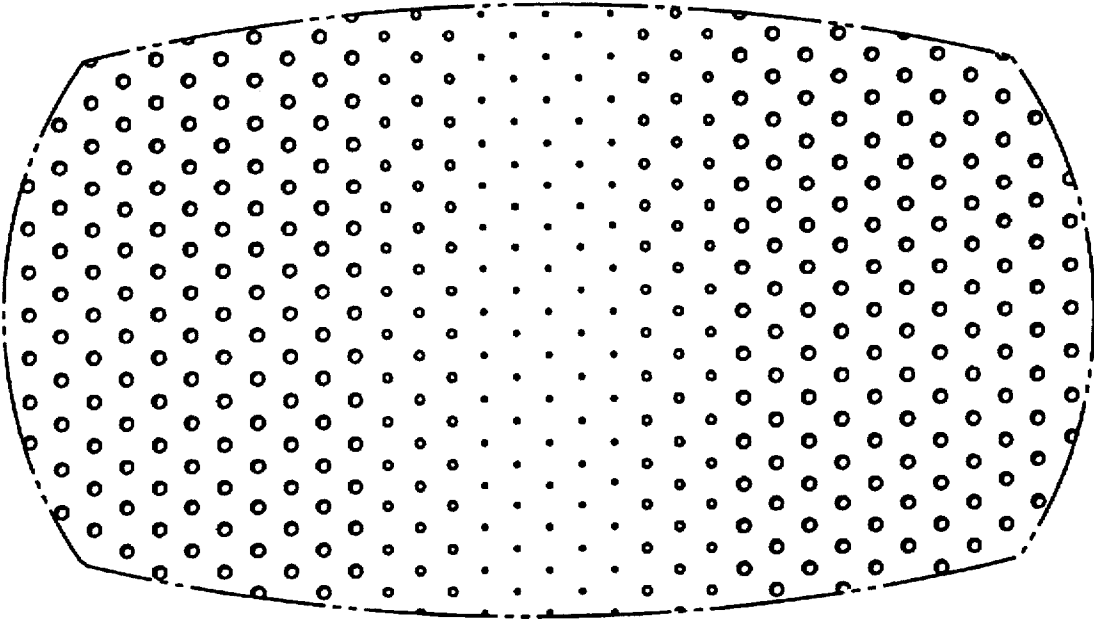


Fig. 5