United States Patent [19]

Brown

[11] **Des. 249,795**

[45] ** **Oct. 3, 1978**

[54] **TELEPHONE OR SIMILAR ARTICLE**

[75] Inventor: **Paul R. Brown,** 20 East 35th St., New York, N.Y. 10016

[73] Assignee: **MB Royal Group, Inc.,** New York, N.Y.

[**] Term: **14 Years**

[21] Appl. No.: **681,880**

[22] Filed: **Apr. 30, 1976**

[51] **Int. Cl.** ..... **D14—01**

[52] **U.S. Cl.** **D14/53;** D14/59

[58] **Field of Search** ..... 179/100 D, 178, 179, 179/100 C, 146, 147; D14/53, 59, 62, 63

[56] **References Cited**

U.S. PATENT DOCUMENTS

D. 209,453	12/1967	Hvale	D14/59
D. 210,379	3/1968	Perkins	D14/53
D. 230,158	1/1974	Genaro et al.	D14/63
D. 230,159	1/1974	Genaro et al.	D14/62
3,553,388	1/1971	Mirrer	179/100 D

OTHER PUBLICATIONS

Sears Home Entertainment Cat., 1970, p. 30, Item #1, Classique Decorator Telephone.

Lafayette Cat. No. 750, ©1974, p. 123, Item 14, French Cradle Telephone.

Primary Examiner—Bernard Ansher

Attorney, Agent, or Firm—Meyer A. Gross

[57] **CLAIM**

The design for a telephone or similar article, substantially as shown and described.

DESCRIPTION

FIG. **1** is a front elevational view of a telephone or similar article embodying my new design;

FIG. **2** is a rear elevational view thereof;

FIG. **3** is a top plan view thereof;

FIG. **4** is a bottom plan view thereof;

FIG. **5** is a left side elevational view thereof;

FIG. **6** is a right side elevational view thereof;

FIG. **7** is a side elevation of the handset shown separately for clarity of illustration;

FIG. **8** is a top plan view of telephone base; and

FIG. **9** is a top plan view of the telephone base with the handset cradle removed for clarity of illustration.







FIG. 1



FIG. 2



FIG. 3

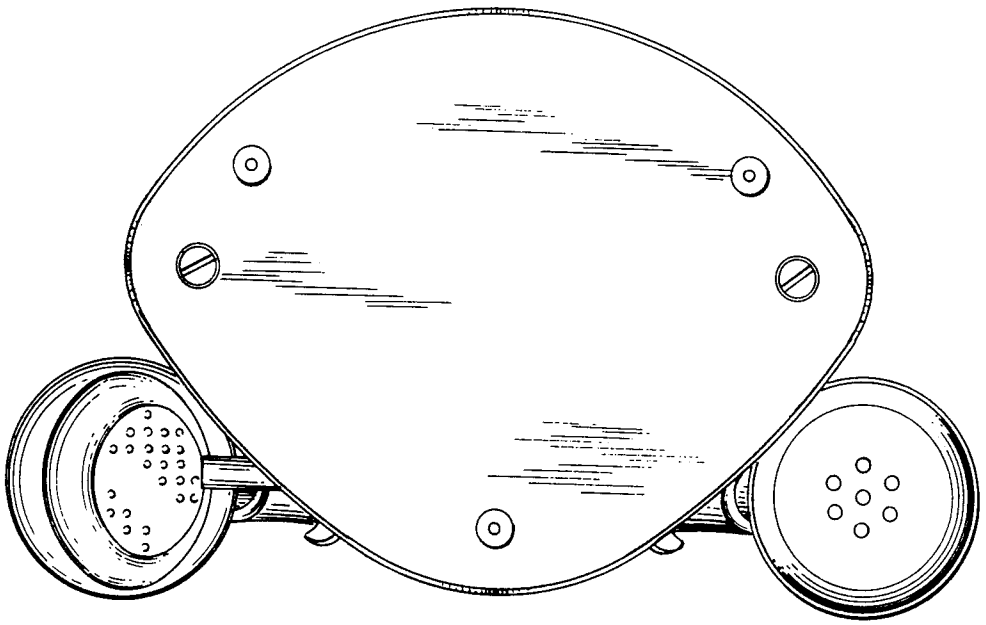

FIG. 4

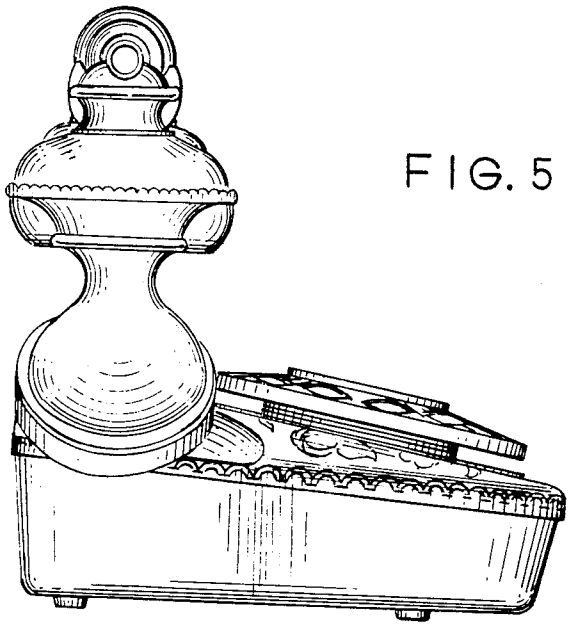

FIG. 5

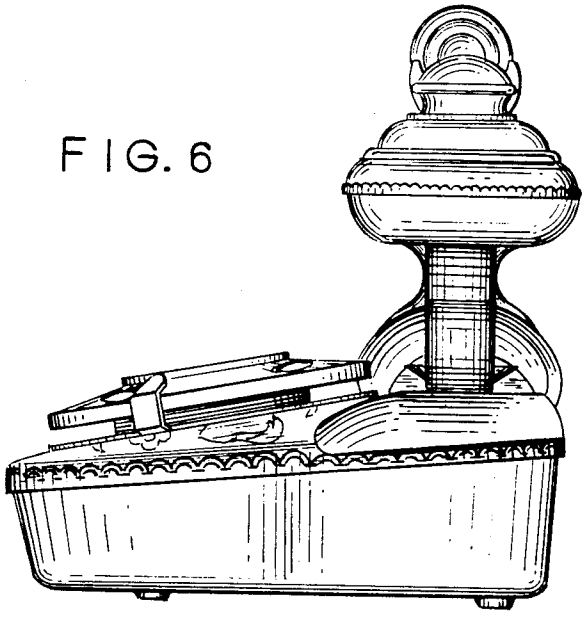

FIG. 6

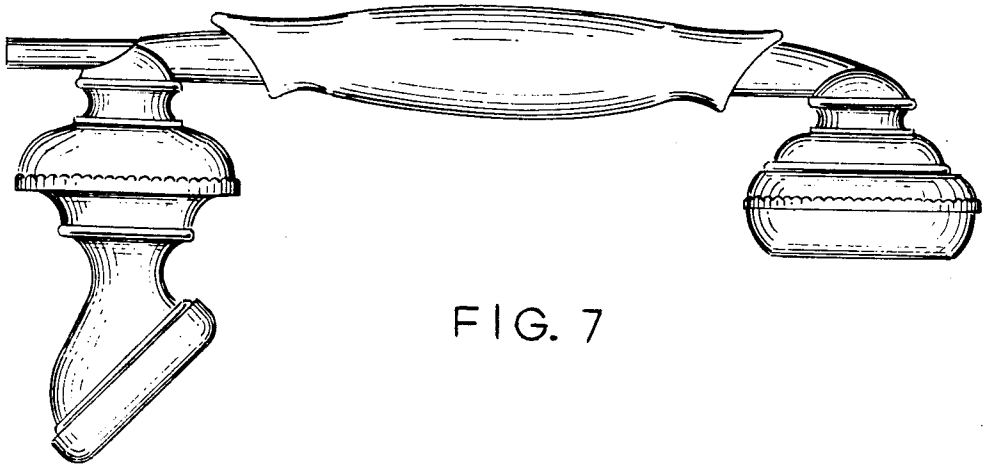

FIG. 7



FIG. 8



FIG. 9