ber above said base, a resetting bar, means mounting said resetting bar between said base and said supporting member for vertical movement, said resetting bar having a plurality of thru and thru vertical holes, a plurality of stationary magnets fixed to said supporting member in vertical alignment with respective thru and thru vertical holes in said resetting bar, a plurality of flexible lines fixed to said base at points vertically aligned with respective holes and extending upwardly thru said holes, magnetic targets respectively fixed to said lines above said resetting bar and adapted to be held in proximate positions to respective stationary magnets by the forces of magnetic attraction therebetween and thereby acting to tension said lines, a lever coupled at one point thereof to said resetting bar, and means coupled to said lever at another point

thereof and pivotally mounting said lever above said base, whereby said lever may be manipulated to raise said resetting bar to position said targets simultaneously in their positions of proximity to said stationary magnets.

References Cited in the file of this patent

UNITED STATES PATENTS

499,000	Wilson	June 6, 1893
1,337,934	Madison	Apr. 20, 1920
1,536,436	Kolinski	May 5, 1925
2,323,837	Neal	July 6, 1943
2,461,826	Krautter	Feb. 15, 1949
2,522,262	Geller	Sept. 12, 1950

Feb. 15, 1955 W. C. WARTH 2,702,192

FISHING ROD HANDLE

Filed Sept. 30, 1949

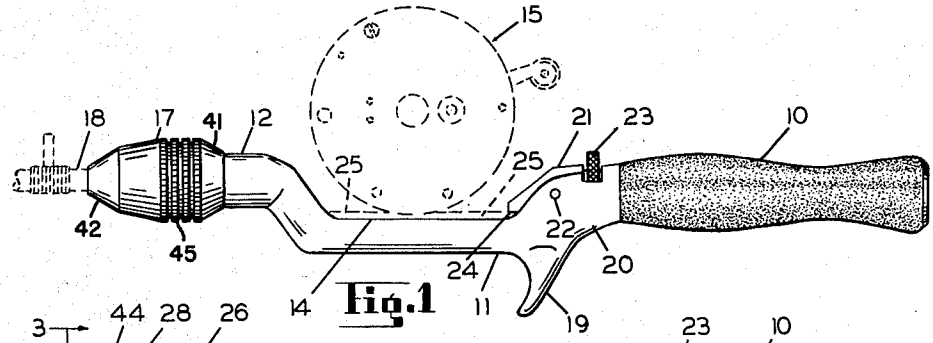

Fig.1

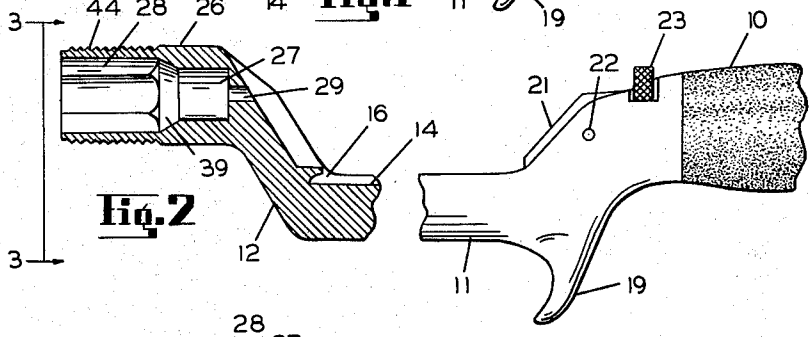

Fig.2

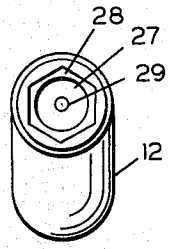

Fig.3

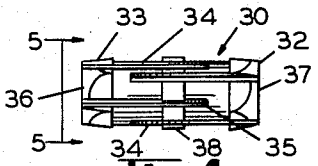

Fig.4

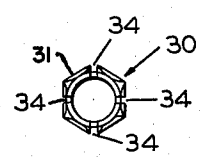

Fig.5

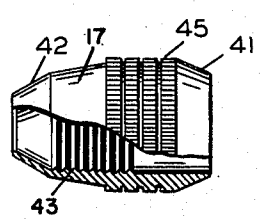

Fig.6

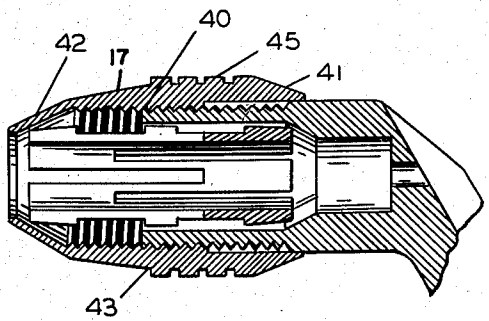

Fig.7

INVENTOR.
WILLIAM C. WARTH

BY. Christian R. Nielsen
ATTORNEY.