

M. R. Jones,
Universal Joint,
No 105,695, Patented July 26, 1870.

Fig. 1.

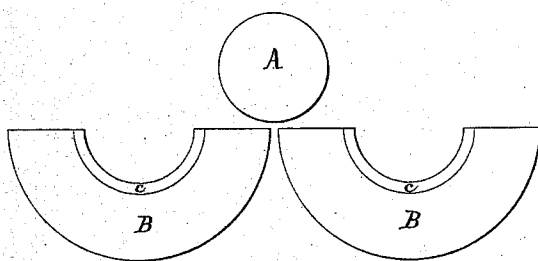


Fig. 2.

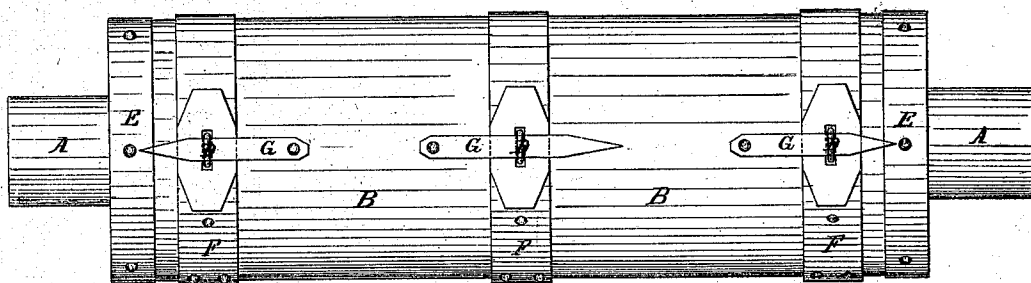
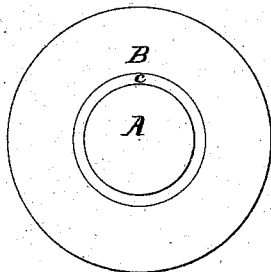


Fig. 3.



Witnesses.

O. H. Gilbert
Wm. Blakely

Inventor.

Marquis R. Jones

United States Patent Office.

MARQUIS R. JONES, OF DARIEN, WISCONSIN.

Letters Patent No. 105,695, dated July 26, 1870.

IMPROVEMENT IN BOXING FOR COVERING THE SHAFTING OF MACHINERY.

The Schedule referred to in these Letters Patent and making part of the same

To all whom it may concern:

Be it known that I, MARQUIS R. JONES, of Darien, in Walworth county, in the State of Wisconsin, have invented a new and useful improvement, consisting in the method of laying shafting on all machinery, and the manner of applying the same to revolving shafts; and I do hereby declare that the following is a full and exact description thereof, reference being had to the annexed or accompanying drawings and the letters of reference marked thereon, the same letters of reference representing the same parts in each drawing.

The nature of my invention consists of safety-boxing, of a cylindrical form, made of wood or metal, in sections, to accommodate any required size or lengths of shaft, to prevent accident by being caught by shafting, while in motion, by clothing or otherwise.

By having the boxing so arranged that, when any substance is caught by the boxing when in motion, the boxing would be instantly stopped or reversed, thereby preventing accident by being drawn around the shaft, which so often resulted in instant death or horrible mutilation.

Figure 1 is a vertical cross-section of boxing, open and ready to be coupled to shaft; also, section of shaft.

Figure 2 is a section of boxing coupled to shaft ready for use.

Figure 3 is a vertical cross-section of boxing, packing, and shaft.

A is the shaft.

C, the rubber packing.

B, the boxing.

D is the staple which holds the rubber strap F, holding both sections of boxing, B, together.

The boxing B being in two parts is easily put on to shafting without uncoupling the gearing, and may be done when machinery is in motion, and applicable as well to perpendicular as horizontal shafts.

C is a leather key, tacked to the boxing to hold the rubber strap down.

I claim and desire to secure by Letters Patent—

The cylinder B, divided lengthwise in the center, and provided with rubber packing, or its equivalent, at or near their ends, hinged together by the elastic bands F, with the strap D and key G; all constructed and arranged as herein shown and set forth.

Witnesses: MARQUIS R. JONES.

O. H. GILBERT,
GEORGE H. VANSLYKE.