



US00D386358S

United States Patent [19] Pfeilsticker

[11] Patent Number: Des. 386,358

[45] Date of Patent: **Nov. 18, 1997

[54] **PARTITIONED BOWL**

[76] Inventor: **Robert Pfeilsticker**, 1815 Fite Ter.,
Langhorne, Pa. 19047

[**] Term: **14 Years**

[21] Appl. No.: **62,543**

[22] Filed: **Nov. 18, 1996**

[51] **LOC (6) Cl.** **07-01**

[52] **U.S. Cl.** **D7/555; D7/553**

[58] **Field of Search** **D7/545, 505, 555,**
D7/553, 549, 543, 546, 548, 575, 572;
220/574, 575, 556, 608; 229/406; 206/514

[56] **References Cited**

U.S. PATENT DOCUMENTS

D. 112,920	1/1939	Baker	D7/549
D. 283,096	3/1986	Urik	D7/555
D. 351,531	10/1994	Brennan	D7/572 X
1,100,298	6/1914	Haas	D7/555 X
5,411,014	5/1995	Paul	220/608 X

FOREIGN PATENT DOCUMENTS

363359	7/1906	France	D7/555
515120	3/1921	France	220/575

Primary Examiner—M. N. Pandozzi

[57] **CLAIM**

The ornamental design for a partitioned bowl, as shown and described.

DESCRIPTION

FIG. 1 is a front elevational view of the partitioned bowl showing my new design;
FIG. 2 is a rear elevational view thereof;
FIG. 3 is a right side view thereof;
FIG. 4 is a left side view thereof;
FIG. 5 is a top plan view thereof;
FIG. 6 is a bottom plan view thereof; and,
FIG. 7 is a cross sectional view thereof taken along line 7—7 of FIG. 5.

1 Claim, 3 Drawing Sheets

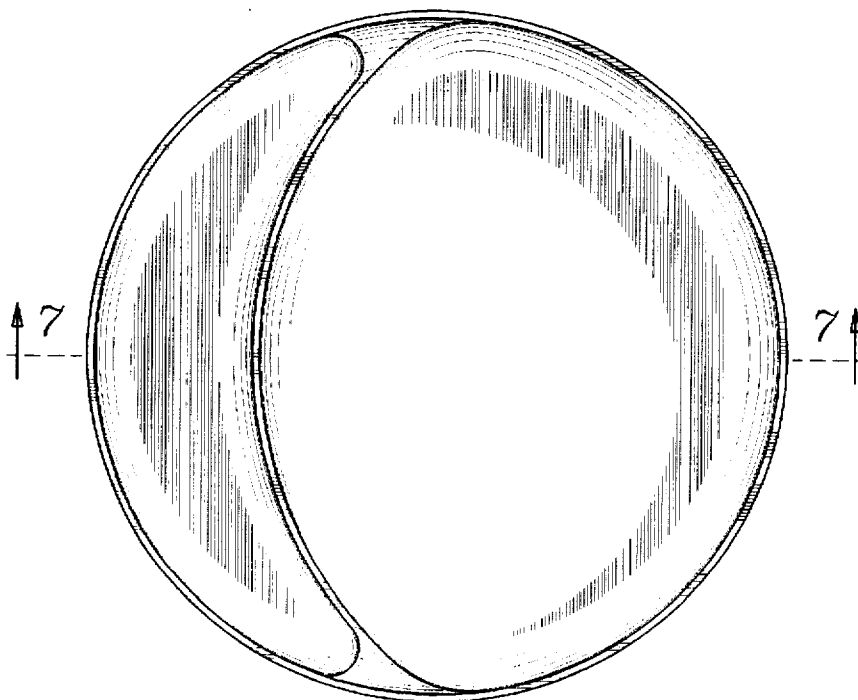



FIG. 1




FIG. 2




FIG. 3




FIG. 4




FIG. 5

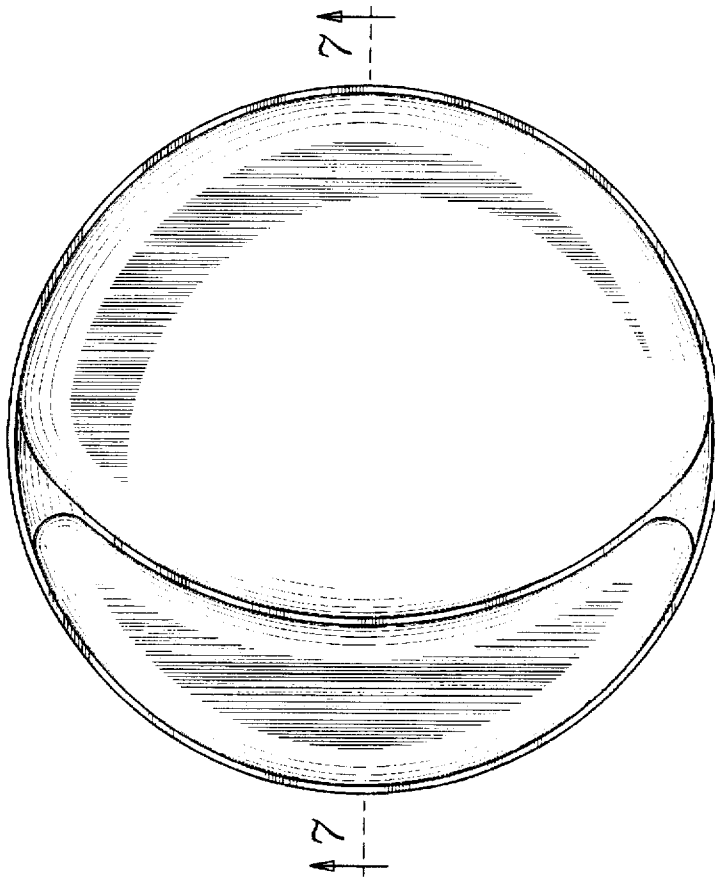


FIG. 6

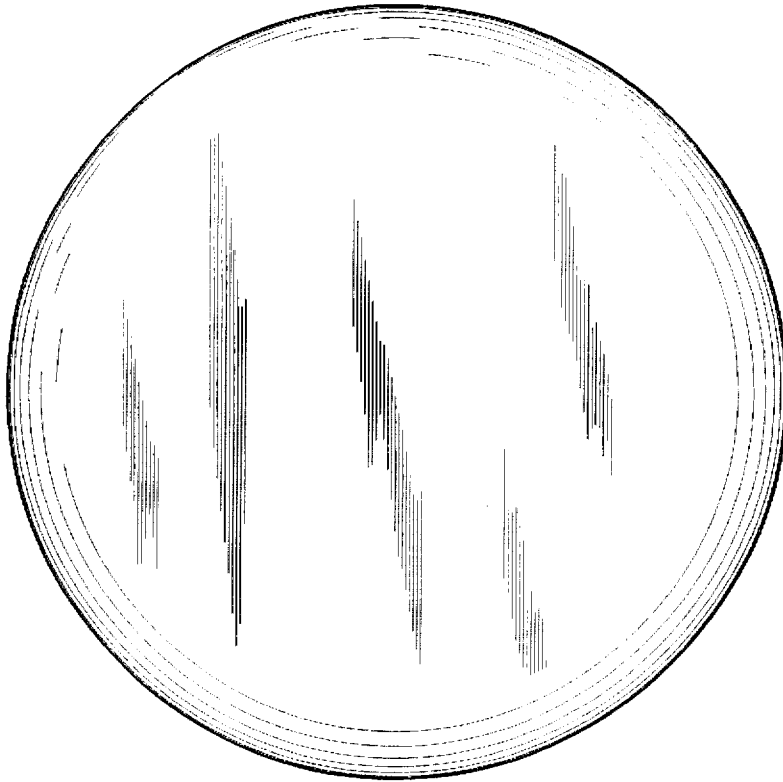


FIG. 7

