

(19) World Intellectual Property Organization
International Bureau



(43) International Publication Date
28 September 2006 (28.09.2006)

PCT

(10) International Publication Number
WO 2006/101866 A1

(51) International Patent Classification:

C11D 3/18 (2006.01) *C11D 7/40* (2006.01)
C11D 3/38 (2006.01) *C11D 11/00* (2006.01)
C11D 7/24 (2006.01) *C11D 17/04* (2006.01)

(21) International Application Number:

PCT/US2006/009221

(22) International Filing Date: 14 March 2006 (14.03.2006)

(25) Filing Language: English

(26) Publication Language: English

(30) Priority Data:

60/663,067 18 March 2005 (18.03.2005) US
60/733,124 3 November 2005 (03.11.2005) US

(71) Applicant (for all designated States except US): **3M INNOVATIVE PROPERTIES COMPANY** [US/US]; 3M Center, Post Office Box 33427, Saint Paul, Minnesota 55133-3427 (US).

(72) Inventor; and

(75) Inventor/Applicant (for US only): **PAIVA, Adriana** [VE/US]; 3M Center, Post Office Box 33427, Saint Paul, Minnesota 55133-3427 (US).

(74) Agents: **FRANZEN, Rick, L.** et al.; 3M Center, Office of Intellectual Property Counsel, Post Office Box 33427, Saint Paul, Minnesota 55133-3427 (US).

(81) Designated States (unless otherwise indicated, for every kind of national protection available): AE, AG, AL, AM, AT, AU, AZ, BA, BB, BG, BR, BW, BY, BZ, CA, CH, CN, CO, CR, CU, CZ, DE, DK, DM, DZ, EC, EE, EG, ES, FI, GB, GD, GE, GH, GM, HR, HU, ID, IL, IN, IS, JP, KE, KG, KM, KN, KP, KR, KZ, LC, LK, LR, LS, LT, LU, LV, LY, MA, MD, MG, MK, MN, MW, MX, MZ, NA, NG, NI, NO, NZ, OM, PG, PH, PL, PT, RO, RU, SC, SD, SE, SG, SK, SL, SM, SY, TJ, TM, TN, TR, TT, TZ, UA, UG, US, UZ, VC, VN, YU, ZA, ZM, ZW.

(84) Designated States (unless otherwise indicated, for every kind of regional protection available): ARIPO (BW, GH, GM, KE, LS, MW, MZ, NA, SD, SL, SZ, TZ, UG, ZM, ZW), Eurasian (AM, AZ, BY, KG, KZ, MD, RU, TJ, TM), European (AT, BE, BG, CH, CY, CZ, DE, DK, EE, ES, FI, FR, GB, GR, HU, IE, IS, IT, LT, LU, LV, MC, NL, PL, PT, RO, SE, SI, SK, TR), OAPI (BF, BJ, CF, CG, CI, CM, GA, GN, GQ, GW, ML, MR, NE, SN, TD, TG).

Declarations under Rule 4.17:


- as to applicant's entitlement to apply for and be granted a patent (Rule 4.17(ii))
- as to the applicant's entitlement to claim the priority of the earlier application (Rule 4.17(iii))

Published:

- with international search report

For two-letter codes and other abbreviations, refer to the "Guidance Notes on Codes and Abbreviations" appearing at the beginning of each regular issue of the PCT Gazette.

(54) Title: SOLID CLEANERS FOR HEATED FOOD PREPARATION SURFACES



(57) Abstract: A solid cleaner for heated surfaces is disclosed. The solid cleaner includes a solidifying agent including wax, and a cleaning agent. The solid cleaner is solid at room temperature and liquid at an elevated temperature. Methods of cleaning a heated surface and cleaning articles are also disclosed.

WO 2006/101866 A1

SOLID CLEANERS FOR HEATED FOOD PREPARATION SURFACES

5

Cross-Reference to Related Applications

This application claims the benefit of U.S. Provisional Patent Application No. 60/663067, filed March 18, 2005, and U.S. Provisional Patent Application No. 60/733124, filed November 3, 2005.

10

Background

The present disclosure is directed generally to solid cleaners and the use of such on heated food preparation surfaces, and more particularly to heated griddle and oven surfaces.

15

Griddles or ovens are heated cooking flat or "clam shell" surfaces made of stainless steel, nickel plated, polished steel, or cast iron, for example. Griddles or ovens are heated either by electricity or gas to elevated temperatures such as, for example 275 degrees Celsius. Food prepared on or adjacent to these heated surfaces leave residue or "soil" on these heated surfaces. Thus, these surfaces must be cleaned periodically such as, for example, at least once per day.

20

Conventional cleaning systems fall into three categories. One technology uses abrasive cleaners. These systems require multiple washing and rinsing steps to remove residue from the food preparation surface. Another technology involves shocking a heated food preparation surface with cold water to cause contraction of the food preparation surface and release of baked-on food soils. This method is considered too detrimental to the food preparation equipment and can reduce the life of the food preparation equipment.

Another technology uses liquid cleaning solutions that are applied to the heated food preparation surface and mechanically scrubbed. Liquid cleaning solutions are often difficult to apply evenly and consistently and portion control of the liquid cleaning solutions can be challenging.

25
30

Summary

Generally, the present disclosure relates to solid cleaners and the use of such on heated surfaces. In particular, the disclosure is based around a solid cleaner that melts on a heated food preparation surface.

5 The present disclosure provides a solid cleaner for heated surfaces. The solid cleaner includes a solidifying agent including wax, and a cleaning agent. The solid cleaner is solid at room temperature and liquid at an elevated temperature.

10 One embodiment of the present disclosure provides a method of cleaning a heated surface. The method includes the steps of contacting a heated surface including cooking residue with a solid cleaner, melting the solid cleaner on the heated surface, contacting the cooking residue with the melted solid cleaner, and removing at least a portion of the cooking residue from the heated surface.

15 In another embodiment a cleaning article is disclosed. The cleaning article includes a substrate, and a solid cleaner disposed on or within the substrate. The solid cleaner includes a solidifying agent including wax, and a cleaning agent. The solid cleaner is solid at room temperature and liquid at an elevated temperature.

Brief Description of the Drawings

20 The disclosure may be more completely understood in consideration of the following detailed description of various embodiments of the disclosure in connection with the accompanying drawings, in which:

FIG. 1 is a schematic side-elevation view of an illustrative cleaning article; and

FIG. 2 is a schematic side-elevation view of another illustrative cleaning article.

25 While the invention is amenable to various modifications and alternative forms, specifics thereof have been shown by way of example in the drawings and will be described in detail. It should be understood, however, that the intention is not to limit the invention to the particular embodiments described. On the contrary, the intention is to cover all modifications, equivalents, and alternatives falling within the spirit and scope of the invention.

30

Detailed Description

The following description should be read with reference to the drawings, in which like elements in different drawings are numbered in like fashion. The drawings, which are not necessarily to scale, depict selected illustrative embodiments and are not intended to
5 limit the scope of the disclosure. Although examples of construction, dimensions, and materials are illustrated for the various elements, those skilled in the art will recognize that many of the examples provided have suitable alternatives that may be utilized.

Unless otherwise indicated, all numbers expressing feature sizes, amounts, and physical properties used in the specification and claims are to be understood as being
10 modified in all instances by the term "about." Accordingly, unless indicated to the contrary, the numerical parameters set forth in the foregoing specification and attached claims are approximations that can vary depending upon the desired properties sought to be obtained by those skilled in the art utilizing the teachings disclosed herein.

Weight percent, percent by weight, % by weight, %wt, and the like are synonyms
15 that refer to the concentration of a substance as the weight of that substance divided by the weight of the composition and multiplied by 100.

The recitation of numerical ranges by endpoints includes all numbers subsumed within that range (e.g. 1 to 5 includes 1, 1.5, 2, 2.75, 3, 3.80, 4, and 5) and any range within that range.

As used in this specification and the appended claims, the singular forms "a", "an",
20 and "the" encompass embodiments having plural referents, unless the content clearly dictates otherwise. For example, reference to a composition containing "a cleaning agent" encompasses embodiments having one, two or more cleaning agents. As used in this specification and the appended claims, the term "or" is generally employed in its sense
25 including "and/or" unless the content clearly dictates otherwise.

The terms "insoluble" or "substantially insoluble" refers to a material that does not dissolve or disperse in water. In some embodiments, a material that is less than 10% soluble in water is a material that is insoluble or substantially insoluble in water. In other
30 embodiments, a material that is less than 5% soluble in water is a material that is insoluble or substantially insoluble in water. In still other embodiments, a material that is less than 1% soluble in water is a material that is insoluble or substantially insoluble in water.

The present disclosure is believed to be applicable generally to solid cleaners and the use of such solid cleaners on heated surfaces. Specifically, the disclosure is based around a solid cleaner that melts on a heated food preparation surface such as, for example, a grill surface, a griddle surface, or an oven surface. The heated surface can be formed of any material including, for example, metal, ceramic, glass, and/or plastic. These examples, and the examples discussed below, provide an appreciation of the applicability of the disclosed cleaning systems, but should not be interpreted in a limiting sense.

A solid cleaner for heated surfaces is disclosed that includes one or more solidifying agents and one or more cleaning agents. The solid cleaner is solid at room temperature (e.g., 24 degrees Celsius) and a liquid at an elevated temperature. The elevated temperature can be any useful temperature at which the solid cleaner begins to melt (e.g., melting point.) The solid cleaner can have any useful melting point. In some embodiments, the solid cleaner has a melting point in a range from 35 to 150 degrees Celsius or from 35 to 100 degrees Celsius, or from 45 to 90 degrees Celsius, as desired. Solid cleaners that melt on heated surfaces provide one or more of the following advantages over liquid cleaners: increased dwell time; decreased cleaner evaporation; and/or the ability to be used on vertical heated surfaces. In many embodiments, the solid cleaners have an accelerated cleaning action at elevated temperatures (e.g., above 100 degrees centigrade.) In many embodiments, the solid cleaner is generally recognized as safe (GRAS) for food contact.

The solid cleaner can be any defined size or shape. In some embodiments, the solid cleaner has a cube shape, a cuboid shape, a pyramid shape, a cylinder shape, a cone shape, a sphere shape, or portions thereof. In some embodiments, the solid cleaner has a weight from 1 gram to 10 kilograms, or from 1 to 1000 grams, or from 5 to 500 grams, or from 10 to 200 grams. In other embodiments, the solid cleaner is a powder, pellet, flake, tablet, bar, and the like. The solid cleaner can be combined, or used in conjunction with other cleaning articles such as, for example a non-woven scouring pad, as described below, an abrasive coated woven web substrate griddle screen such as, for example SCOTCH-BRITE™ griddle screen number 200, or a pumice block, as desired.

The solid cleaner includes one or more solidifying agents that can assist in forming the solid cleaner. The term "solid" can be defined as a material having a definite volume

and configuration independent of its container. Any useful solidifying agent can be used to form the solid cleaner. Any useful amount of solidifying agent can be used to assist in solidifying the solid cleaner. In many embodiments, the solidifying agent is inert or does not assist in the cleaning action of the solid cleaner. In many embodiments, the solidifying agent is generally recognized as safe (GRAS) for food contact. In certain embodiments, the solid cleaner does not need to be rinsed off of the cleaned surface, implying that it is a “no-rinse” cleaner and GRAS for food contact.

In many embodiments, the solidifying agent includes one or more waxes. The wax can be a natural wax or synthetic wax. In some embodiments where the solid cleaner includes wax, the solid cleaner is substantially insoluble in water up to at least 35 degrees Celsius. In some embodiments, the solidifying agent includes a natural wax such as, for example, a beeswax, a candelilla wax, a carnauba wax, a rice bran wax, a lemon peel wax, a soy wax, an orange peel wax, or mixtures thereof. In other embodiments, the solidifying agent includes a synthetic wax such as, for example, Baker-Hugnes (Petrolite) makes Bareco High Melt Microcrystalline waxes (melting point 82 to 93 degrees centigrade), Bareco Flexible Microcrystalline waxes (melting point 65 to 82 degrees centigrade), Starwax™, Victory™, Ultraflex™ and Be Square™ waxes, among others. EMS-Griltech (Switzerland) also makes synthetic low melting polymers such as copolyamide, and copolyesters. Synthetic waxes can also include PEG waxes that are solids such as PEG 1000 NF/FCC, fatty alcohols such as cetyl alcohol, and fatty esters such as propylene glycol monostearate, glycerol monolaurate, and sorbitan esters.

In some embodiments, the solidifying agent includes an emulsifying wax. The emulsifying wax can replace a portion of the one or more waxes, as desired. Emulsifying wax can include, for example, a blend of fatty acids (stearic, palmitic, oleic, capric, caprylic, myristic, and lauric), fatty alcohols (stearyl, cetyl) and/or fatty esters (polysorbates or TWEEN), and the like. In some embodiments, the emulsifying wax is a fatty alcohol such as, for example, stearic alcohol, cetyl alcohol, or mixtures thereof. One example of an emulsifying wax is Emulsifying Wax NF (cas# 67762-27-0; 9005-67-8) and is a blend of cetearyl alcohol, polysorbate 60, PEG-150 stearate & steareth-20. If present, the emulsifying wax to other wax weight ratio can be from 1:1 to 1:5, or from 3:1 to 1:3, or from 2:1 to 1:2 as desired.

Wax can be included in the solid cleaner in any useful amount. In many embodiments, a solidifying amount of wax is included in the solid cleaner. In some embodiments, wax is present in the solid cleaner in a range from 10 to 80 wt%, or from 25 to 75 wt%, or from 30 to 50 wt%.

5 In some embodiments, the solidifying agent includes a one or more solid polyols. The term "polyol" refers to any organic molecule comprising at least two free hydroxyl groups. Polyols include polyoxyethylene derivatives such as, for example, glycol (diols), triols and monoalcohols, ester, or ethers thereof. Examples of polyols include solids glycols such as, for example, polyethylene glycols (PEG) under the trade name Carbowax
10 series available from Dow Chemical, Midland MI, polypropylene glycols (PPG) available from Dow Chemical, Midland, MI., sorbitol and sugars, and solid polyesters such as, for example, poly(ϵ -caprolactone) under the trade name Tone series from Dow Chemical, Midland MI., glycerol esters such as, for example, fatty acid mono ester. Fatty acid
15 monoesters include but are not limited to propylene glycol monostearate, glycerol monolaurate, and glycerol monostearate. These esters are GRAS or approved as direct food additives.

Polyol can be included in the solid cleaner in any useful amount. In many embodiments, a solidifying amount of polyol is included in the solid cleaner. In some
20 embodiments, polyol is present in the solid cleaner in a range from 10 to 80 wt%, or from 25 to 75 wt%, or from 30 to 50 wt%.

The solid cleaner includes one or more cleaning agents that can assist in the cleaning action of the solid cleaner. The cleaning agent can be any useful cleaning agent. The cleaning agent can be present in the solid cleaner in any useful amount. In many
25 embodiments, the cleaning agents are generally recognized as safe (GRAS) for food contact.

Cleaning agents include, for example, surfactants, and pH modifiers. In many embodiments, a cleaning amount of cleaning agent is included in the solid cleaner. In many embodiments, the cleaning agent is capable of removing at least a portion of the soil or residue on the heating surface without mechanical scrubbing action. In illustrative
30 embodiments, the cleaning agent is present in the solid cleaner in range from 1 to 90 wt%, or from 1 to 50 wt%, or from 5 to 30 wt%.

In some embodiments, the cleaning agent includes one or more pH modifiers. These pH modifiers include alkaline compounds such as, inorganic alkaline compounds including for example, hydroxides, silicates, phosphates, and carbonates; and organic alkaline compounds including for example, amines. In other embodiments, the pH
5 modifier is an acidic compound such as, for example, citric acid and the like.

In some embodiments, the cleaning agent is a carbonate salt such as, for example, calcium carbonate, potassium carbonate, or sodium carbonate. In some embodiments, the carbonate salt includes potassium carbonate and sodium carbonate that is dissolved in water, forming carbonate ions. In other embodiments, the carbonate salt includes a
10 bicarbonate salt such as, for example, sodium bicarbonate. In further embodiments, the cleaning agent includes a silicate salt such as, for example, sodium metasilicate.

The pH modifiers can be included in the solid cleaner in any useful amount. In many embodiments, the pH modifier is present in the solid cleaner in range from 0.1 to 80 wt%, or from 1 to 50 wt%, or from 5 to 30 wt%. In many embodiments, the solid cleaner
15 has a pH in a range from 7 to 13.

In some embodiments, the cleaning agent includes one or more surfactants. These surfactants include, for example, natural surfactants, anionic surfactants, nonionic surfactants, and amphoteric surfactants. Natural surfactants include, but are not limited to, coconut-based soap solutions. Anionic surfactants include, but are not limited to, dodecyl
20 benzene sulfonic acid and its salts, alkyl ether sulfates and salts thereof, olefin sulfonates, phosphate esters, soaps, sulfosuccinates, and alkylaryl sulfonates. Amphoteric surfactants include, but are not limited to, imidazoline derivatives, betaines, and amine oxides. These surfactants can be included in the solid cleaner in any useful amount. In many
25 embodiments, the surfactant is present in the solid cleaner in range from 5 to 80 wt%, or from 5 to 50 wt%, or from 5 to 30 wt%. In many embodiments, the surfactant is food grade surfactant, approved for use as a direct food additive. Often, food grade surfactants are used so that the cleaning surface does not need to be rinsed.

In some embodiments, the cleaning agent includes carbonate salts such as, for example, sodium and/or potassium carbonate with an amount of surfactant less than 5
30 wt%, or less than 3 wt%, or less than 1 wt% based on the solid cleaner weight. In some embodiments, the cleaning agent includes carbonate salts such as, for example, sodium

and/or potassium carbonate with an amount of a natural surfactant less than 5 wt%, or less than 3 wt%, or less than 1 wt% based on the solid cleaner weight.

The solid cleaner may optionally include one or more carriers. The carrier can be any amount of useful carrier that can provide solubility for any pH modifier and/or provide good food soil pick up and/or have sufficiently low viscosity upon heating and/or allows the solid cleaner to retain its shape at room temperature. In many embodiments, the carrier is generally recognized as safe (GRAS) for food contact. Carriers include, for example, water, glycerin, triethylene glycol, and diethylene glycol. In some embodiments, the carrier is present in the solid cleaner in range from 0 to 80 wt%, or from 1 to 60 wt%, or from 25 to 50 wt%.

In some embodiments, the carrier includes glycerin or glycerol. In certain embodiments, glycerin or glycerol can also act as a solubilizer of soils to be cleaned from the heated surfaces. When present, glycerin can make up from 1 to 80 wt%, or from 1 to 50 wt%, or from 5 to 40 wt%, or from 10 to 30 wt %. In some embodiments, the carrier includes water. When present, water can make up from 1 to 80 wt%, or from 1 to 50 wt%, or from 5 to 40 wt%, or from 10 to 30 wt %. In further embodiments, the carrier includes water and glycerin. When present, water and glycerin can make up from 1 to 80 wt%, or from 1 to 50 wt%, or from 5 to 40 wt%, or from 10 to 30 wt %.

Thickeners can be optionally included in the solid cleaner, as desired. In many embodiments, thickeners can replace a portion of the solidifying agent, as desired. Thickeners can include, for example, xanthan gum, guar gum, polyols, alginic acid, sodium alginate, propylene glycol, methyl cellulose, polymer gels, clay, gelatin/clay mixtures, gelatin/oxide nanocomposite gels, smectite clay, montmorillonite clay, fillers e.g. CaCO_3 and mixtures of therein. If present, thickeners can make up from 0.1 to 25 wt%, or from 0.5 to 10 wt%.

Abrasive material can be optionally included in the solid cleaner, as desired. In many embodiments, the abrasive materials incorporated into the solid cleaning composition can assist in the mechanical scrubbing action and can be used alone or in addition to an abrasive pad described herein. Abrasive materials include, for example, inorganic abrasive particles, organic based particles, sol gel particles or combinations thereof. Further examples of suitable abrasive particles are described in WO 97/49326.

Additives can be optionally includes in the solid cleaner, as desired. Additives can include, for example, builders, corrosion inhibitors (e.g., sodium benzoate), sequestering agents (EDTA), dyes, preservatives, and fragrances. In many embodiments, the additives are generally recognized as safe (GRAS) for food contact or approved for use as a direct
5 food additive.

FIG. 1 is a schematic side-elevation view of an illustrative cleaning article **10**. A solid cleaner layer **14** is disposed on a cleaning substrate **12**. The illustrated embodiment of the cleaning substrate **12** is a non-woven substrate, described below; however the cleaning substrate **12** may be a woven substrate such as a griddle screen or cloth material.
10 In other embodiments, the substrate is a foam material or a sponge material. In some embodiments, the solid cleaner layer **14** can be disposed on and within (i.e., impregnated into) the cleaning substrate **12**.

FIG. 2 is a schematic side-elevation view of another illustrative cleaning article **20**. A solid cleaner layer **14** is disposed within a cleaning substrate **12**. The illustrated
15 embodiment of the cleaning substrate **12** is a non-woven substrate, described below.

In some embodiments, a non-woven substrate can be combined with the solid cleaners disclosed herein. Non-woven substrates are suited for scouring heated surfaces and can assist in physical removal of food soils at least partially removed or softened by the solid cleaners disclosed herein. In many embodiments, non-woven substrates include
20 non-woven webs of fibers.

In general, non-woven webs of fibers may be made of an air-laid, carded, stitch-bonded, thermobonded and/or resin-bonded construction of fibers, all as known by those skilled in the art. Fibers suitable for use in non-woven substrate materials include natural and synthetic fibers, and mixtures thereof. Synthetic fibers are preferred including those
25 made of polyester (e.g., polyethylene terephthalate), nylon (e.g.; hexamethylene adipamide, polycaprolactam), polypropylene, acrylic (formed from a polymer of acrylonitrile), rayon, cellulose acetate, and so forth. Suitable natural fibers include those of cotton, wool, jute, and hemp. The fiber material can be a homogenous fiber or a composite fiber, such as bicomponent fiber (e.g., a co-spun sheath-core fiber). Non-woven
30 substrate materials may also include different fibers in different portions. In some

thermobonded non-woven substrate embodiments, the substrate includes melt bondable fibers where the fibers are bonded to one another by melted portions of the fibers.

In some embodiments, the non-woven substrate material is an open, low density, three-dimensional, non-woven web of fibers, the fibers bonded to one another at points of mutual contact, referred to in the following as a "lofty, nonwoven web material". In some
5 embodiments, the fibers are thermo-bonded and/or resin-bonded (i.e. with a hardened resin, e.g. a prebond resin) to one another at points of mutual contact. In other embodiments, the fibers are resin-bonded to one another at points of mutual contact. Because the fibers of the web are bonded together at points of mutual contact, e.g. where
10 they intersect and contact one another, a three-dimensional web structure of fibers is formed. The many interstices between adjacent fibers remain substantially unfilled, for example by resin, and thus an open web structure of low density having a network of many relatively large intercommunicated voids is provided. The term "open, low density" non-woven web of fibers is understood to refer to a non-woven web of fibers that exhibits a
15 void volume (i.e. percentage of total volume of voids to total volume occupied by the non-woven web structure) of at least 75%, or at least 80%, or at least 85%, or in the range of from 85% to at least 95%. Such a lofty, non-woven web material is described in U.S. Pat. No. 2,958,593, which is incorporated by reference herein.

Another example of a lofty, non-woven web material is described by U.S. Pat. Nos.
20 2,958,593, and 4,227,350, which are incorporated by reference herein. These patents disclose a lofty, non-woven web formed from a continuous extrusion of nylon coil material having a diameter in a range from 100 micrometers to 3 mm. Inorganic and/or organic abrasive materials can be optionally included on these non-woven webs.

In some resin-bonded, lofty non-woven web material embodiments, the resin
25 includes a coatable resinous adhesive such as a thermosetting water based phenolic resin, for example. Polyurethane resins may also be employed as well as other resins. Those skilled in the art will appreciate that the selection and amount of resin actually applied can depend on any of a variety of factors including, for example, fiber weight, fiber density, fiber type as well as the contemplated end use. Suitable synthetic fibers for production of
30 such a web include those capable of withstanding the temperatures at which selected resins or adhesive binders are cured without deterioration.

In some lofty, non-woven web material embodiments, suitable fibers are between 20 and 110 mm, or between 40 and 65 mm, in length and have a fineness or linear density ranging from 1.5 to 500 denier, or from 1.5 to 100 denier. Fibers of mixed denier can also be used, as desired. In one embodiment, the non-woven substrate includes polyester or
5 nylon fibers having linear densities within the range from 5 to 65 denier.

Lofty, non-woven web materials may be readily formed, e.g. air laid, for example, on a "Rando Webber" machine (commercially available from Rando Machine Company, New York) or may be formed by other conventional processes such as by carding or by continuous extrusion. Useful lofty, non-woven substrate materials have a fiber weight per
10 unit area of at least 25 g/m², or at least 50 g/m², or between 50 and 1000 g/m², or between 75 and 500 g/m². Lesser amounts of fiber within the lofty, non-woven substrate materials will provide webs, which may be suitable in some applications.

The foregoing fiber weights will provide a useful non-woven substrate having a thickness from 5 to 200 mm, or between 6 to 75 mm, or between 10 and 30 mm. For
15 phenolic prebond resins applied to a lofty, non-woven substrate having a fiber weight within the above ranges, the prebond resin is applied to the web or substrate in a relatively light coating, providing a dry add-on weight within the broad range from 50 to 500 g/m².

The foregoing lofty, non-woven substrate materials are effective for most scouring applications. For more intensive scouring applications, the lofty, non-woven substrate
20 materials may be provided with abrasive particles dispersed and adhered there within. The abrasive particles can be adhered to the surfaces of the fibers in the lofty, non-woven substrate material. In many embodiments, the abrasive particles may include inorganic abrasive particles, organic based particles, sol gel particles or combinations thereof, all as known in the art. Examples of suitable abrasive particles as well as methods and binders
25 for adhering abrasive particles onto the surfaces of the fibers are for example described in WO 97/49326.

In some embodiments, abrasive particles are adhered to the fibers of the non-woven substrate by a hardened organic resin binder such as, for example, a heat cured product of a thermosetting coatable resinous adhesive applied to the fibers of the non-
30 woven substrate as a "binder precursor". As used herein, "binder precursor" refers to a coatable resinous adhesive material applied to the fibers of the non-woven substrate to

secure abrasive particles thereto. "Binder" refers to the layer of hardened resin over the fibers of the nonwoven web formed by hardening the binder precursor. In some embodiments, the organic resins suitable for use as a binder precursor in the non-woven substrate are formed from an organic binder precursor in a flowable state. During the manufacture of the non-woven substrate, the binder precursor can be converted to a hardened binder or make coat. In some embodiments, the binder is in a solid, non-flowable state. In some embodiments, the binder is formed from a thermoplastic material. In other embodiments, the binder is formed from a material that is capable of being cross-linked. In some embodiments, a mixture of a thermoplastic binder and a cross-linked binder is also useful.

During the process to make the web or substrate, the binder precursor can be mixed with the foregoing abrasive particles to form an adhesive/abrasive slurry that may be applied to the fibers of the non-woven by any of a variety of known methods such as roll coating, knife coating, spray coating, and the like. The thus applied binder precursor is then exposed to the appropriate conditions to solidify the binder. For cross-linkable binder precursors, the binder precursor can be exposed to the appropriate energy source to initiate polymerization or curing and to form the hardened binder.

In some embodiments, the organic binder precursor is an organic material that is capable of being cross-linked. The binder precursors can be either a condensation curable resin or an addition polymerizable resin, among others. The addition polymerizable resins can be ethylenically unsaturated monomers and/or oligomers. Examples of useable cross-linkable materials include phenolic resins, bis-maleimide binders, vinyl ether resins, aminoplast resins having pendant alpha,beta-unsaturated carbonyl groups, urethane resins, epoxy resins, acrylate resins, acrylated isocyanurate resins, urea-formaldehyde resins, melamine formaldehyde resins, phenyl formaldehyde, styrene butadiene resins, isocyanurate resins, acrylated urethane resins, acrylated epoxy resins, or mixtures thereof. The binder precursor suitable for use is a coatable, hardenable adhesive binder and may comprise one or more thermoplastic or, thermosetting resinous adhesives. Resinous adhesives suitable for use in the present invention include phenolic resins, aminoplast resins having pendant alpha,beta-unsaturated carbonyl groups, urethane resins, epoxy resins, ethylenically unsaturated resins, acrylated isocyanurate resins, urea-formaldehyde

resins, isocyanurate resins, acrylated urethane resins, acrylated epoxy resins, bismaleimide resins, fluorene-modified epoxy resins, and combinations thereof. Examples of these resins can be found in WO 97/49326. Catalysts and/or curing agents may be added to the binder precursor to initiate and/or accelerate the polymerization process. In many
5 embodiments the substrate can withstand temperatures up to at least 200 degrees Celsius, (e.g., food preparation operating temperature.)

Commercially available non-woven substrate or web materials are available under the trade designation "Scotch-Brite™ General Purpose Scour Pad No. 96," "Scotch-Brite™ Heavy Duty Griddle Cleaner No. 82 (non-woven glass cloth)," "Scotch-Brite™
10 All Purpose Scour Pad No. 9488R," "Scotch-Brite™ Heavy Duty Scour Pad No. 86," all available from 3M Co. In other embodiments, the substrate is a Scotch-Brite™ Griddle Screen No. 68, a Scotch-Brite™ Griddle Screen No. 200, steel-wool, pumice block, foamed glass bricks, and the like.

Examples

All chemicals were used as commercially available.

Quick Clean	Scotch-Brite™ Quick Clean Griddle Liquid, No. 700, 3M Co., St. Paul, MN
FAME	Fatty Acid Mono Ester (Lauricidin™), Med-Chem. Laboratories, Galena, IL
PEG	Poly(ethylene glycol) (1000 Da, 4600 Da, or 8000 Da), Aldrich, Milwaukee, WI.
Potassium Carbonate K ₂ CO ₃ (anhydrous)	Ashta Chemicals, Ashtabula, OH.
Sodium Carbonate Na ₂ CO ₃ (monohydrate)	J.T. Baker, Phillipsburg, NJ.
Stock Solution #1	10 g Potassium Carbonate/4g Sodium Carbonate/20g DI Water
Stock Solution #2	12 g Potassium Carbonate/6g Sodium Carbonate/20g DI Water
Stock Solution #3	10 g Potassium Carbonate/4g Sodium Carbonate/15g DI Water
Stock Solution #4	10 g Potassium Carbonate/4g Sodium Carbonate/14g DI Water
Glycerin	Merck KGaA, Darmstadt Germany
Tone Polyol 210	Melting Point Range: 35° to 45° C, Dow/Union Carbide, Midland, MI
Tone Polyol 230	Melting Point Range: 40° to 50° C, Dow/Union Carbide, Midland, MI
Tone Polyol 240	Melting Point Range: 45° to 55° C, Dow/Union Carbide, Midland, MI
Tone Polyol 260	Melting Point Range: 50° to 60° C, Dow/Union Carbide, Midland, MI
#46 Pad	Scotch-Brite™ Griddle Polishing Pad No. 46, 3M Co., St. Paul, MN
#9488R Pad	Scotch-Brite™ All Purpose Scouring Pad No. 9488R, 3M Co., St. Paul, MN
SPAN 40	Sorbitan Monopalmitate Surfactant, Aldrich, Milwaukee, WI
SPAN 65	Sorbitan Tristearate Surfactant, Imperial Chemical Industries (ICI), London, UK

Brij 35	Dodecylpoly(ethylene glycol) ether surfactant, Uniquema (ICI), London, UK
Pluracare L44 NF	Block copolymer of poly(ethylene glycol) and poly(propylene glycol), BASF, Ludwigshafen, DE
BioSoft D-40	Sodium Dodecylbenzene Sulphonate Surfactant, Stepan Company, Northfield, IL
EDTA	Ethylene Diamine Tetra Acetate - Sequesterant Eastman Kodak Co., Kingsport, TN
Xanthan Gum	R.T. Vanderbilt Company, Inc. Norwalk, CT.
Candelilla wax	Strahl & Pitsch, Inc., West Babylon, CT.
Sodium Metasilicate	J.T. Baker, Phillipsburg, NJ.
Sodium Bicarbonate	Mallinckrodt BaKER, Inc., Paris, KY
Melamine formaldehyde particles	Particle 40/100 mesh. Maxi-Blast, Inc., South Bend, IN.
Pumice 0	Charles B. Chrystal Co., Inc. New York, NY
Pumice FF	Charles B. Chrystal Co., Inc. New York, NY
Emulsifying wax NF	Strahl & Pitsch, Inc., West Babylon, CT.
Cetyl Alcohol	TCI Mark
Stearyl Alcohol	Alfol 18 - Sasol North America Inc., Weslake, Louisiana.

Test Methods for Cleaning the Griddle

Burnt Oil Test Method

- 5 1. Turn all three burners on the flat griddle (Star Mfg. Model 536-76A. Smithville TN) to 450°F (232°C).
2. Measure about 40mL of commercially available soybean oil (e.g., Crisco) and pour on the griddle.
3. Spread out oil with a 3M Green Scotch-Brite™ General Purpose Scour Pad No. 96 until even over entire surface of griddle.
- 10 4. Let griddle heat oil for 45 minutes. Oil should be dark brown and of fairly uniform color across the entire griddle.
5. Decrease the temperature of the griddle to 300-350°F (150-175°C).

6. Measure the temperature of the griddle with the IR thermometer (Dickson, Chicago, IL) and record it. It should be between 300-350°F (150-175°C).
7. Apply test cleaning composition on desired amount of griddle. 100 grams of test cleaning composition for the entire griddle.
- 5 8. Apply test cleaner over griddle surface with Scotch-Brite™ Griddle Polishing Pad No. 46 on pad holder and record the amount of time for the entire product to melt.
9. Turn off burner under section of griddle you are testing.
- 10 10. Immediately begin scrubbing using #46 pad and record amount of time necessary for acceptable level of cleanliness.
11. Scrape griddle surface with squeegee to move melted wax into grease trap.
12. Repeat cleaning over other surfaces of griddle with other test cleaners.
13. Using a wet paper towel on the pad holder, rinse surface and edges of griddle.
- 15 14. Apply a small amount of oil to surface of griddle and spread with Scotch-Brite™ General Purpose Scour Pad No. 96 to season the surface.
15. Wipe up any excess oil with a paper towel

Ground Beef Test Method

1. Turn all three burners to 325°F (160°C).
- 20 2. Weigh 2.5 lbs (1.1 Kg) of ground beef for the entire griddle
3. Cook the beef until dark brown, moving the ground beef around the griddle to make it evenly distributed.
4. Remove the beef from the griddle with the flat cooking utensil taking off as much beef as possible.
- 25 5. Leave the food soil cooking for an extra 60 minutes
6. Measure the temperature of the griddle and record it. It should be between 300-350°F (150-175°C).
7. Apply test cleaner over desired amount of griddle. 100g to 120g of cleaning composition for the entire griddle.

8. Spread test cleaner over griddle surface with an appropriate pad (either 3M #46 Griddle Polishing Pad or 3M #9488R All Purpose Pad) on pad holder and record the amount of time for the entire product to melt.
9. Turn off burner under section of griddle you are testing.
- 5 10. Immediately begin scrubbing using the No. 46 pad and record amount of time necessary for acceptable level of cleanliness.
11. Scrape griddle surface with squeegee
12. Repeat cleaning over the entire surfaces of griddle with other test cleaners.
13. Using a wet paper towel on the pad holder, rinse surface and edges of
10 griddle.
14. Wash out drip tray of any remaining food soil.
15. Apply a small amount of oil to surface of griddle and spread with Scotch-Brite™ General Purpose Scour Pad No. 96 to season to surface.
16. Wipe up any excess oil with a paper towel.

15

Preparation of the cleaning compositions

Stock solutions were made by dissolving the salts indicated below in de-ionized water at low heat. The solution was stirred until no more solid salts were present.

20 The stock solutions and glycerin (Procter & Gamble, Cincinnati, OH) were added to a beaker and placed on a hot plate/ stirrer. The solution was heated to about 80°C while gently mixing. The solidifying agent (wax or polyol) was added to the stock solution/glycerin mix and heated while stirring until the solidifying agent was completely melted. The formulation was taken off the heat once it was well mixed and homogenous.

25 Tablets and impregnated pads were made by either pouring into the molds to form tablets or pads. Tablets were made by allowing the melted formulations to cool down to room temperature in an aluminum mold of 2"x2"x1" (WxLxH). Tablets of 60g each were made with this mold. Impregnated pads (#46) were also made by pouring the melted formulation on a mold of 4"x5"x1" (WxLxH) at about 80°C, allowing it to cool down to about 60°C and then placing the pad onto the mold and applying a little pressure to force
30 the pad into the solidified cleaner. The pads were allowed to cool to room temperature.

Formulations were also made of the following waxes:

- Rice bran wax (Koster Keunen, Inc., Watertown, CT, USA)
- Lemon peel Wax (Koster Keunen, Inc., Watertown, CT, USA)
- Soy wax flakes (Koster Keunen, Inc., Watertown, CT, USA)
- Deodorized orange peel wax (Koster Keunen, Inc., Watertown, CT, USA)
- 5 ▪ Beeswax (Strahl & Pitsch, Inc., West Babylon, NJ, USA)
- Candelilla wax (Strahl & Pitsch, Inc., West Babylon, NJ, USA)
- Carnauba wax (Strahl & Pitsch, Inc., West Babylon, NJ, USA)

Formulation 1

10 A solid cleaner was made by combining 34g of stock solution #1 with 22g of glycerin and 44g of beeswax.

Formulation 2

 A solid cleaner was made by combining 34g of stock solution #1 with 22g of glycerin and 44g of carnauba wax.

Formulation 3

15 A solid cleaner was made by combining 34g of stock solution #1 with 22g of glycerin and 44g of candelilla wax.

Formulation 4

 A solid cleaner was made by combining 34g of stock solution #1 with 33g of glycerin and 33g of beeswax.

20 Formulation 5

 A solid cleaner was made by combining 34g of stock solution #1 with 33g of glycerin and 33g of carnauba wax.

Formulation 6

25 A solid cleaner was made by combining 34g of stock solution #1 with 40g of glycerin and 26g of carnauba wax.

Formulation 7

 A solid cleaner was made by combining 34g of stock solution #1 with 40g of glycerin and 26g of candelilla wax.

Formulation 8

30 A solid cleaner was made by combining 34g of stock solution #2 with 40g of glycerin and 26g of candelilla wax.

Formulation 9

A solid cleaner was made by combining 34g of stock solution #2 with 40g of glycerin and 26g of candelilla wax impregnated into a pad.

Formulation 10

5 A solid cleaner was made by combining 34g of stock solution #2 with 40g of glycerin and 26g of beeswax impregnated into a pad.

Formulation 11

A solid cleaner was made by combining 34g of stock solution #2 with 40g of glycerin and 26g of carnauba wax impregnated into a pad.

10 Formulation 12

A solid cleaner was made by combining 34g of stock solution #2 with 40g of glycerin and 26g of lemon peel wax.

Formulation 13

15 A solid cleaner was made by combining 24g of stock solution #2 with 40g of glycerin and 26g of carnauba wax and 10 g of sodium bicarbonate.

Formulation 14

A solid cleaner was made by combining 24g of stock solution #2 with 40g of glycerin and 26g of carnauba wax and 10 g of sodium metasilicate.

Formulation 15

20 A solid cleaner was made by combining 34g of stock solution #2 with 40g of glycerin and 26g of rice wax.

Formulation 16

A solid cleaner was made by combining 34g of stock solution #2 with 40g of glycerin and 26g of orange peel wax.

25 **Results**

Experimental samples were compared against Scotch-Brite™ Quick Clean Griddle Liquid No. 700 (Quick Clean or 700) (3M Company, St. Paul, MN) and rated for melting time (in seconds), and cleaning performance. A visual rating was given for cleaning performance. The rating scale went from 1 to 5, with 5 being no food residue left on the
30 heated surface. The temperature of the griddle was recorded with an IR thermometer.

A comparison of the performance of the different experimental formulations against Quick Clean is shown in the table below.

Griddle Cleaner Evaluation

Example	Formulation	Soil	Griddle Temperature (°F)	Melting Time (sec)	Cleaning Performance
1	1	Oil			3
2	2	Oil			3
3	3	Oil			3
4	4	Oil	330	38	3
5	5	Oil	325	45	3
6	6	Oil	300	42	3
7	Quick Clean	Oil	330	N/A	5
8	7	Oil	330	40	3
9	8	Oil	325	42	5
10	9	Oil	330		5
11	9	Oil	325	110	5
12	10	Oil	335	40	5
13	11	Oil	325	30	3
14	8	Beef	350	85	5
15	8	Beef	350	120	5
16	8	Beef	360	19	5
17	8	Beef	360	67	5
18	Quick Clean	Beef	340	N/A	5
19	11	Oil	350	45	5
20	12	Oil	340	54	5
21	15	Oil	330	38	5
22	16	Oil	325	32	3

5 **Further prepared and tested samples:**

The following formulations were made up using Quick Clean, FAME, PEG 1000, 4600 and 8000 as well as Stock Solutions #1 and #3.

Compositions in %wt						
Example #	FAME	PEG			Stock Solution	
		1000	4600	8000	#1	#3
Quick Clean (1)						
23	16		50			34
24	16			50		34
25	36	30				34
26	36					34
27	36		30	60		34

28	50	16				34
29	50		16		34	
30	50		16			34
31	50			16		34

The following formulations were made up using Glycerin, Tone Polyols (210, 230, 240 and 260), Stock Solution #3. In addition, Example #42 and #43 were loaded into a Scotch-Brite™ Griddle Polishing Pad No. 46.

Composition in %wt								
Example #	Glycerin	Difunctional Tone Polyol				Stock solution		Loaded Pad
		210	230	240	260	#1	#3	
32	13	69					18	NO
33	13		69				18	NO
34	13						18	NO
35	13				69		18	NO
36	13	69					18	YES
37	13				69		18	YES

5

The following formulations were made up using Glycerin, Tone Polyols (210 and 260), SPAN 40, SPAN 65, Quick Clean and Stock Solutions #3 and #4.

Composition in %wt								
Example #	Glycerin	Difunctional Tone Polyol		Surfactant		Quick Clean	Stock Solution	
		210	260	SPAN 40	SPAN 65		#3	#4
38	13		61	10			16	
39	13		61		10		16	
40			77			23		
41	13	41	33				13	
42	13	67						20
43	13		68					19

10

The following formulations were made up using Glycerin, Tone Polyols (210 and 260), SPAN 40, Brij 35, Pluracare L44 NF, BioSoft D-40, PEG 1000, and Stock Solution #3.

Composition in %wt									
Example #	Glycerin	Difunctional Tone Polyol		Surfactants/Detergents			PEG 1000	Stock Sol. #3	
		210	260	Span 40	Brij 35	Pluracare L44 NF			BioSoft D-40
44	14	68			0.05			18	
45	14	68					0.2	18	
46	13	69				0.05		17	
47	14	58					10	16	
48	11		66				8	14	
49	14	67		1				18	
50	14		67	1				18	

The following formulations were made up using Quick Clean, Glycerin, Tone Polyols (210 and 260), SPAN 40, EDTA, and Stock Solution #2.

Composition in %wt						
Example #	Glycerin	Difunctional Tone Polyol		Surfactant SPAN 40	Sequester EDTA	Stock Sol. #3
		210	260			
51	14		66		3	17
52	14	67		0.05	3	17
53	13	71		0.05	1	15

5 The following griddle cleaner formulations were made using Stock Solution #2, Glycerin, Candelilla Wax, and Xanthan Gum. The stock solution and glycerin were added to a beaker and placed on a hot plate/stirrer. The solution was heated to about 100°C while gently mixing. The wax was added to the stock solution/glycerin mix and left in the heat while stirring until the wax was completely melted. Xanthan gum was added to the
10 formulations at 100°C after the wax was melted. The formulation was taken off the heat once it was well mixed and homogeneous.

15 Tablets and impregnated pads were made by either pouring into the molds to form tablets or pads. Tablets were made by allowing the melted formulation to cool down to room temperature in an aluminum mold of 2"x2"x1" (WxLxH). Tablets of 50g each were made with this mold. Impregnated pads (#46) were also made by pouring the melted formulation on a mold of 4"x5.5"x1" (WxLxH) at about 80°C, allowing it to cool down to

about 60°C and then placing the pad and applying a little pressure. Pads of 100g each were allowed to cool to room temperature.

Example #	Stock Solution #2 (g)	Glycerin (g)	Candelilla Wax (g)	Xanthan Gum (g)
54	42.7	41.0	16.3	0.0
55	42.2	40.4	16.1	1.2
56	40.2	38.5	15.4	5.9
57	39.3	37.6	15.0	8.1
58	50.0	29.4	19.1	1.5
59	47.2	27.8	18.1	6.9
Formulation 9	34.0	40.0	26.0	0.0

5 Performance of these examples were compared to the control sample Formulation 9 (solid cleaner with no xanthan gum). Formulations were rated for cleaning performance. A visual rating was given for each of these qualitative attributes listed above. The rating scale went from 1 to 5, with 5 being best.

Example #	Stock Solution #2 (g)	Glycerin (g)	Candelilla Wax (g)	Xanthan Gum (g)	ratio Gly/Wax	Melting time (sec)	Cleaning performance
54	42.7	41.0	16.3	0.0	2.5	45	5
55	42.2	40.4	16.1	1.2	2.5	50	5
56	40.2	38.5	15.4	5.9	2.5	40	5
57	39.3	37.6	15.0	8.1	2.5	40	1
58	50.0	29.4	19.1	1.5	1.5	38	4
59	47.2	27.8	18.1	6.9	1.5	36	1
Formulation 9	34.0	40.0	26.0	0.0	1.5	45	5

10

Results appear to indicate that formulations containing xanthan gum up to 6% were solid even when the amount of candelilla wax was significantly reduced from 26g to 15-16g. Examples 55 and 56 appear to show performance comparable to that of the control sample Formulation 9 (formulation with no thickener and higher wax content).

15

A variety of abrasive materials were added to Formulation 9 to form the Examples listed in the table below. The examples including abrasive materials were loaded onto the non-abrasive #9488R pad, while the Formulation 9 and the quick clean example was loaded onto an abrasive #46 pad. Tablets and impregnated pads were made by either pouring into the molds to form tablets or pads. Tablets were made by allowing the melted
20 formulation to cool down to room temperature in an aluminum mold of 2"x2"x1"

(WxLxH). Tablets of 50g each were made with this mold. Impregnated pads were also made by pouring the melted formulation on a mold of 4"x5.5"x1" (WxLxH) at about 80°C, allowing it to cool down to about 60°C and then placing the pad and applying a little pressure. Pads of 100g each were allowed to cool to room temperature.

5 Performance of these examples were compared to the control sample Formulation 9 (solid cleaner with no abrasive) and to Quick Clean. Formulations were rated for cleaning performance. A visual rating was given for each of these qualitative attributes listed above. The rating scale went from 1 to 5, with 5 being best.

Example #	Abrasive	Grams of Abrasive/100g of Wax	Soil	Cleaning performance
60	Sodium Bicarbonate	10	Oil	1
61	Sodium Bicarbonate	20	Oil	5
62	Sodium Metasilicate	10	Oil	1
63	Sodium Metasilicate	20	Oil	1
64	Pumice 0	10	Oil	3
65	Pumice 0	20	Oil	4
66	Pumice 0	30	Oil	1
67	Pumice 0	50	Oil	1
68	Pumice FF	10	Oil	3
69	Pumice FF	20	Oil	4
70	Pumice 0	10	Beef	5
71	Pumice FF	10	Beef	5
72	Melamine Resin	10	Oil	5
73	Melamine Resin	20	Oil	5
74	Melamine Resin	30	Oil	5
Formulation 9	-	-	Oil	5
Quick Clean	-	-	Oil	5
Formulation 9	-	-	Beef	5
Quick Clean	-	-	Beef	5

10

These results appear to indicate that the performance of abrasive containing formulations was the same or better than the Quick Clean and control sample Formulation 9.

15 Emulsifying Wax NF was added to Formulation 9 to form the Examples listed in the table below. Tablets and impregnated pads were made by either pouring into the molds to form tablets or pads. Tablets were made by allowing the melted formulation to cool down to room temperature in an aluminum mold of 2"x2"x1" (WxLxH). Tablets of 50g each were made with this mold. Impregnated pads (#46) were also made by pouring

the melted formulation on a mold of 4"x5.5"x1" (WxLxH) at about 80°C, allowing it to cool down to about 60°C and then placing the pad and applying a little pressure. Pads of 100g each were allowed to cool to room temperature.

Performance of these examples were compared to the control sample Formulation 9 (solid cleaner with no emulsifying wax). Formulations were rated for cleaning performance. A visual rating was given for each of these qualitative attributes listed above. The rating scale went from 1 to 5, with 5 being best.

Example #	Stock Solution #2 (g)	Glycerin (g)	Candelilla Wax (g)	Emulsifying Wax NF (g)	ratio Cand/Emul	Melting time (sec)	Cleaning performance
75	34	40	13	13	1:1	25	5
76	34	40	9	17	1:2	30	5
77	34	40	17	9	2:1	30	5
78	34	40	20	6	3:1	35	5
Formulation 9	34	40	26	0	0	45	5
79	34	30	13	13	1:1	30	5
80	34	25	13	13	1:1	25	5
81	34	20	13	13	1:1	25	5

These results appear to indicate that formulations that contain Emulsifying Wax NF melt faster than the control sample formulation 9. In addition, formulations that contain Emulsifying Wax NF were reported to have less "drag" when applied to the heated surface than the control sample formulation 9.

The following formulations were made up using stock solution #2, glycerin, wax and an emulsifying wax (cetyl and/or stearyl alcohol).

Example #	Stock Solution #2 (g)	Glycerin (g)	Candelilla Wax (g)	Carnauba Wax (g)	Cetyl Alcohol (g)	Stearyl Alcohol (g)	Melting time (sec)	Cleaning performance
82	34	40	13	0	0	13	38	5
83	34	40	13	0	13	0	35	5
84	34	40	13	0	6.5	6.5	38	5
85	34	40	0	13	0	13	48	5
86	34	30	0	13	0	13	33	5

All references and publications cited herein are expressly incorporated herein by reference in their entirety into this disclosure. Illustrative embodiments of this disclosure are discussed and reference has been made to possible variations within the scope of this disclosure. These and other variations and modifications in the disclosure will be apparent

to those skilled in the art without departing from the scope of this disclosure, and it should be understood that this disclosure is not limited to the illustrative embodiments set forth herein. Accordingly, the disclosure is to be limited only by the claims provided below.

What is claimed is:

1. A solid cleaner for heated surfaces comprising:
a solidifying agent comprising wax; and
5 a cleaning agent;
wherein, the solid cleaner is solid at room temperature and liquid at an elevated temperature.
2. A solid cleaner according to claim 1, wherein the solid cleaner has a melting point
10 in a range from 35 to 150 degrees Celsius.
3. A solid cleaner according to claim 1 or 2, wherein the wax is insoluble in water.
4. A solid cleaner according to any of claims 1 to 3, wherein the solidifying agent
15 comprises a natural wax selected from the group consisting of beeswax, candelilla wax, carnauba wax, rice bran wax, lemon peel wax, soy wax, orange peel wax and mixtures thereof.
5. A solid cleaner according to any of claims 1 to 4, wherein the solidifying agent
20 comprises a polyol.
6. A solid cleaner according to any of claims 1 to 5, wherein the solidifying agent comprises a polyethylene glycol.
- 25 7. A solid cleaner according to any of claims 1 to 6, wherein the solidifying agent comprises a poly(ϵ -caprolactone).
8. A solid cleaner according to any of claims 1 to 7, wherein the cleaning agent
comprises carbonate salt and water.
- 30 9. A solid cleaner according to any of claims 1 to 8, wherein the cleaning agent comprises a surfactant.

10. A solid cleaner according to any of claims 1 to 9, further comprising glycerin.
11. A solid cleaner according to any of claims 1 to 10, further comprising an abrasive
5 material.
12. A solid cleaner according to any of claims 1 to 11, further comprising a thickener.
13. A solid cleaner according to any of claims 1 to 12, further comprising xanthan
10 gum.
14. A solid cleaner according to any of claims 1 to 13, further comprising an emulsifying wax.
15. A solid cleaner according to any of claims 1 to 14, further comprising a wax including a fatty alcohol.
16. A solid cleaner according to any of claims 1 to 15, further comprising a wax including a stearic alcohol, a cetyl alcohol, or mixtures thereof.
20
17. A solid cleaner according to claims 1 or 2, wherein the solid cleaner comprises wax, glycerin, carbonate salt, and water.
18. A solid cleaner according to claims 1 or 2, wherein the solid cleaner comprises
25 natural wax, glycerin, carbonate salt, water, and an emulsifying wax.
19. A method of cleaning a heated surface comprising steps of:
contacting a heated surface comprising cooking residue with a solid cleaner
according to any of claims 1 to 18;
30 melting the solid cleaner on the heated surface;
contacting the cooking residue with the melted solid cleaner; and

removing at least a portion of the cooking residue from the heated surface.

20. A method according to claim 19, wherein the contacting a heated surface step comprises contacting a food preparation surface heated to a temperature of at least 35 degrees Celsius with a solid cleaner according to any of claims 1 to 18.
21. A cleaning article comprising;
a substrate; and
a solid cleaner, according to any of claims 1 to 18, disposed on or within the substrate.
22. A cleaning article according to claim 21, wherein the solid cleaner comprises a solid cleaner layer disposed on the substrate.
23. A cleaning article according to claims 21 or 22, wherein the solid cleaner comprises a solid cleaner disposed within the substrate.
24. A cleaning article according to any of claims 21 to 23, wherein the substrate comprises a woven web of fibers.
25. A cleaning article according to any of claims 21 to 24, wherein the substrate comprises a woven web of fibers and further comprises inorganic or organic abrasive particles bonded to the woven web of fibers.
26. A cleaning article according to any of claims 21 to 23, wherein the substrate comprises a three-dimensional non-woven web of fibers bonded to one another at points of mutual contact.
27. A cleaning article according to any of claims 21 to 23, wherein the substrate comprises a three-dimensional non-woven web of fibers bonded to one another at points of

mutual contact and further comprises inorganic abrasive particles bonded to the non-woven web of fibers.

28. A cleaning article according to any of claims 21 to 23, wherein the substrate
5 comprises a three-dimensional non-woven web of fibers bonded to one another at points of mutual contact and further comprises organic abrasive particles bonded to the non-woven web of fibers.

1/1




Fig. 1

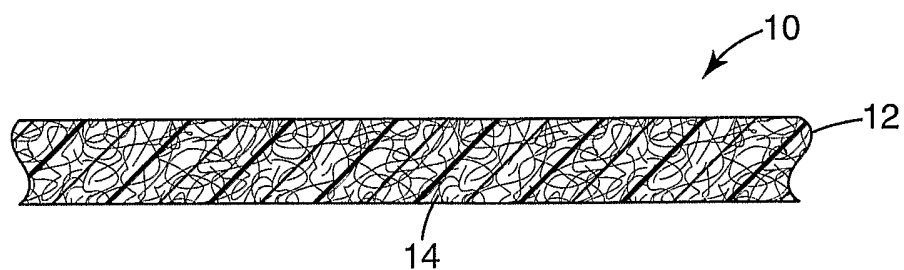


Fig. 2

INTERNATIONAL SEARCH REPORT

International application No
PCT/US2006/009221

A. CLASSIFICATION OF SUBJECT MATTER
 INV. C11D3/18 C11D3/38 C11D7/24 C11D7/40 C11D11/00
 C11D17/04

According to International Patent Classification (IPC) or to both national classification and IPC

B. FIELDS SEARCHED

Minimum documentation searched (classification system followed by classification symbols)
C11D

Documentation searched other than minimum documentation to the extent that such documents are included in the fields searched

Electronic data base consulted during the International search (name of data base and, where practical, search terms used)

EPO-Internal, WPI Data, PAJ

C. DOCUMENTS CONSIDERED TO BE RELEVANT

Category*	Citation of document, with indication, where appropriate, of the relevant passages	Relevant to claim No.
X	WO 94/07991 A (HENKEL KOMMANDITGESELLSCHAFT AUF AKTIEN) 14 April 1994 (1994-04-14) page 3, paragraph 3 - page 4, paragraph 1 examples claims	1-6,9, 10,12, 14,19
X	DE 199 48 667 A1 (HENKEL KGAA) 12 April 2001 (2001-04-12) column 7, line 12 - column 9, line 21 claims 1,23-38	1-4,19, 20
	----- -/--	

Further documents are listed in the continuation of Box C.

See patent family annex.

* Special categories of cited documents :

- *A* document defining the general state of the art which is not considered to be of particular relevance
- *E* earlier document but published on or after the international filing date
- *L* document which may throw doubts on priority claim(s) or which is cited to establish the publication date of another citation or other special reason (as specified)
- *O* document referring to an oral disclosure, use, exhibition or other means
- *P* document published prior to the international filing date but later than the priority date claimed

- *T* later document published after the international filing date or priority date and not in conflict with the application but cited to understand the principle or theory underlying the invention
- *X* document of particular relevance; the claimed invention cannot be considered novel or cannot be considered to involve an inventive step when the document is taken alone
- *Y* document of particular relevance; the claimed invention cannot be considered to involve an inventive step when the document is combined with one or more other such documents, such combination being obvious to a person skilled in the art.
- *Z* document member of the same patent family

Date of the actual completion of the international search

9 June 2006

Date of mailing of the international search report

20/06/2006

Name and mailing address of the ISA/
 European Patent Office, P.B. 5818 Patentlaan 2
 NL - 2280 HV Rijswijk
 Tel. (+31-70) 340-2040, Tx. 31 651 epo nl,
 Fax: (+31-70) 340-3016

Authorized officer

 Neys, P

INTERNATIONAL SEARCH REPORT

International application No

PCT/US2006/009221

C(Continuation). DOCUMENTS CONSIDERED TO BE RELEVANT		
Category*	Citation of document, with indication, where appropriate, of the relevant passages	Relevant to claim No.
X	US 2004/072488 A1 (CHILDS STEPHEN LEE ET AL) 15 April 2004 (2004-04-15) page 1, paragraph 2 page 6, paragraph 73 - page 8, paragraph 84 examples claims	21-24,26
X	WO 98/24871 A (THE PROCTER & GAMBLE COMPANY) 11 June 1998 (1998-06-11) page 15, paragraph 2 - page 16, paragraph 1 page 9, paragraph 4 examples claims	21-24,26
X	WO 2004/062702 A (JOHNSON & JOHNSON GMBH) 29 July 2004 (2004-07-29) page 70, line 16 - line 18 page 60, line 11 - line 15 page 24, line 1 - page 26, line 10 page 8, line 5 - page 19, line 21 examples claims	21-24,26
X	DE 43 44 155 A1 (HENKEL KGAA, 40589 DUESSELDORF, DE) 29 June 1995 (1995-06-29) page 5, line 52 - line 56 examples claim 1	1-3,5,6, 8-10,12, 14,17,18
X	WO 92/07931 A (THE PROCTER & GAMBLE COMPANY) 14 May 1992 (1992-05-14) claims examples	1-3,5-9, 12,14-16
X	GB 592 206 A (EILEEN SPAFFORD) 10 September 1947 (1947-09-10) claims page 1, line 6 - line 15 page 1, line 75 - line 78 page 2, line 32 - line 43	1-3,5,9, 10,12,14
X	US 3 766 097 A (ROSMARIN P,US) 16 October 1973 (1973-10-16) claims 1-8 column 1, line 39 - line 49 column 2, line 4 - line 39	1-6,9, 10,12,14
X	US 5 756 438 A (RAU ET AL) 26 May 1998 (1998-05-26) claims examples column 3, line 51 - column 4, line 2	1-3,5,9, 12,14-16
	-/--	

INTERNATIONAL SEARCH REPORT

International application No
PCT/US2006/009221

C(Continuation). DOCUMENTS CONSIDERED TO BE RELEVANT		
Category*	Citation of document, with indication, where appropriate, of the relevant passages	Relevant to claim No.
X	US 5 496 493 A (COX ET AL) 5 March 1996 (1996-03-05) claims examples table B column 4, line 63 - column 5, line 40 -----	1-6,9, 10,12,14
X	US 5 945 389 A (RICHARD ET AL) 31 August 1999 (1999-08-31) claims examples column 7, line 10 - line 31 -----	1-6,9, 10,12,14
X	WO 97/40131 A (UNILEVER PLC; UNILEVER N.V) 30 October 1997 (1997-10-30) claims examples page 17, line 17 - line 29 -----	1-6,9, 12,14-16
X	WO 97/43396 A (PPG INDUSTRIES, INC) 20 November 1997 (1997-11-20) claims examples page 7, line 22 - page 8, line 10 -----	1-6,9, 12,14
X	WO 95/13357 A (THE PROCTER & GAMBLE COMPANY) 18 May 1995 (1995-05-18) claims examples page 9, paragraph 3 - paragraph 5 -----	1-5,9, 10,12,14
X	US 3 953 353 A (BARRETT, JR. ET AL) 27 April 1976 (1976-04-27) claims 1-10 column 2, line 27 - column 3, line 7 column 3, line 50 - column 4, line 23 -----	1-6,9, 12,14-16

INTERNATIONAL SEARCH REPORT

Information on patent family members

International application No

PCT/US2006/009221

Patent document cited in search report		Publication date	Patent family member(s)	Publication date
WO 9407991	A	14-04-1994	DE 4233696 A1	14-04-1994
DE 19948667	A1	12-04-2001	WO 0127234 A1	19-04-2001
US 2004072488	A1	15-04-2004	NONE	
WO 9824871	A	11-06-1998	AU 5367098 A	29-06-1998
			BR 9714834 A	26-12-2000
			CA 2273816 A1	11-06-1998
			CN 1244792 A	16-02-2000
			EP 0941062 A2	15-09-1999
			JP 2000506565 T	30-05-2000
			TW 420741 B	01-02-2001
			US 5908707 A	01-06-1999
			ZA 9710657 A	12-06-1998
WO 2004062702	A	29-07-2004	AU 2004204345 A1	29-07-2004
			BR 0406661 A	20-12-2005
			CA 2512771 A1	29-07-2004
			CN 1723045 A	18-01-2006
DE 4344155	A1	29-06-1995	DE 4325881 A1	09-02-1995
WO 9207931	A	14-05-1992	AT 131865 T	15-01-1996
			AU 8929291 A	26-05-1992
			BR 9107038 A	31-08-1993
			CA 2095039 A1	01-05-1992
			CN 1062164 A	24-06-1992
			DE 69115714 D1	01-02-1996
			DE 69115714 T2	29-08-1996
			EG 19712 A	31-12-1995
			EP 0555342 A1	18-08-1993
			FI 931933 A	29-04-1993
			IE 913772 A1	22-05-1992
			JP 6504764 T	02-06-1994
			MA 22329 A1	01-07-1992
			MX 9101830 A1	05-06-1992
			NZ 240376 A	25-11-1994
			PT 99367 A	30-09-1992
			TR 27389 A	03-02-1995
GB 592206	A	10-09-1947	NONE	
US 3766097	A	16-10-1973	NONE	
US 5756438	A	26-05-1998	CA 2201000 A1	26-09-1997
US 5496493	A	05-03-1996	AT 191004 T	15-04-2000
			CN 1152336 A	18-06-1997
			DE 69515865 D1	27-04-2000
			DE 69515865 T2	02-11-2000
			EP 0759971 A1	05-03-1997
			WO 9530736 A1	16-11-1995
US 5945389	A	31-08-1999	AT 245186 T	15-08-2003
			BR 9507685 A	18-11-1997
			CA 2189565 A1	16-11-1995
			CN 1150456 A	21-05-1997

INTERNATIONAL SEARCH REPORT

Information on patent family members

International application No

PCT/US2006/009221

Patent document cited in search report		Publication date	Patent family member(s)	Publication date
US 5945389	A		DE 69531303 D1	21-08-2003
			DE 69531303 T2	22-04-2004
			EP 0766731 A2	09-04-1997
			ES 2201107 T3	16-03-2004
			JP 2974782 B2	10-11-1999
			JP 10500155 T	06-01-1998
			WO 9530737 A2	16-11-1995
WO 9740131	A	30-10-1997	AU 724338 B2	21-09-2000
			AU 2023797 A	12-11-1997
			BR 9708853 A	13-04-1999
			CA 2248099 A1	30-10-1997
			DE 69704021 D1	08-03-2001
			DE 69704021 T2	21-06-2001
			EP 0900268 A1	10-03-1999
			US 5985808 A	16-11-1999
WO 9743396	A	20-11-1997	AU 3000997 A	05-12-1997
WO 9513357	A	18-05-1995	AT 224946 T	15-10-2002
			BR 9408003 A	03-12-1996
			CA 2174740 A1	18-05-1995
			CN 1134722 A	30-10-1996
			DE 69431439 D1	31-10-2002
			DE 69431439 T2	22-05-2003
			EP 0728186 A1	28-08-1996
			ES 2180591 T3	16-02-2003
			JP 9505048 T	20-05-1997
			JP 3628327 B2	09-03-2005
			US 5681980 A	28-10-1997
US 3953353	A	27-04-1976	AU 502125 B2	12-07-1979
			AU 8619275 A	05-05-1977
			CA 1055863 A1	05-06-1979
			FR 2290491 A1	04-06-1976
			GB 1528366 A	11-10-1978
			JP 51070388 A	17-06-1976