

(12) INTERNATIONAL APPLICATION PUBLISHED UNDER THE PATENT COOPERATION TREATY (PCT)

(19) World Intellectual Property Organization
International Bureau



(43) International Publication Date
6 February 2003 (06.02.2003)

PCT

(10) International Publication Number
WO 03/010138 A2

- (51) International Patent Classification⁷: **C07D**
- (21) International Application Number: PCT/EP02/08319
- (22) International Filing Date: 25 July 2002 (25.07.2002)
- (25) Filing Language: English
- (26) Publication Language: English
- (30) Priority Data:
0118238.5 26 July 2001 (26.07.2001) GB
- (71) Applicant (*for all designated States except US*):
SMITHKLINE BEECHAM PLC [GB/GB]; 980
Great West Road, Brentford, Middlesex TW8 9GS (GB).
- (72) Inventors; and
- (75) Inventors/Applicants (*for US only*): **DAVIES, David, Thomas** [GB/GB]; GlaxoSmithKline, New Frontiers Science Park South, Third Avenue, Harlow, Essex CM19 5AW (GB). **JONES, Graham, Elgin** [GB/GB]; GlaxoSmithKline, New Frontiers Science Park South, Third Avenue, Harlow, Essex CM19 5AW (GB). **MARKWELL, Roger, Edward** [GB/GB]; GlaxoSmithKline, New Frontiers Science Park South, Third Avenue, Harlow, Essex CM19 5AW (GB). **PEARSON, Neil, David** [GB/GB]; GlaxoSmithKline, New Frontiers Science Park South, Third Avenue, Harlow, Essex CM19 5AW (GB).
- (74) Agent: **VALENTINE, Jill, Barbara**; GlaxoSmithKline, Corporate Intellectual Property CN925.1, 980 Great West Road, Brentford, Middlesex TW8 9GS (GB).
- (81) Designated States (*national*): AE, AG, AL, AM, AT, AU, AZ, BA, BB, BG, BR, BY, BZ, CA, CH, CN, CO, CR, CU, CZ, DE, DK, DM, DZ, EC, EE, ES, FI, GB, GD, GE, GH, GM, HR, HU, ID, IL, IN, IS, JP, KE, KG, KP, KR, KZ, LC, LK, LR, LS, LT, LU, LV, MA, MD, MG, MK, MN, MW, MX, MZ, NO, NZ, OM, PH, PL, PT, RO, RU, SD, SE, SG, SI, SK, SL, TJ, TM, TN, TR, TT, TZ, UA, UG, US, UZ, VN, YU, ZA, ZM, ZW.
- (84) Designated States (*regional*): ARIPO patent (GH, GM, KE, LS, MW, MZ, SD, SL, SZ, TZ, UG, ZM, ZW), Eurasian patent (AM, AZ, BY, KG, KZ, MD, RU, TJ, TM), European patent (AT, BE, BG, CH, CY, CZ, DE, DK, EE, ES, FI, FR, GB, GR, IE, IT, LU, MC, NL, PT, SE, SK, TR), OAPI patent (BF, BJ, CF, CG, CI, CM, GA, GN, GQ, GW, ML, MR, NE, SN, TD, TG).

Published:

— *without international search report and to be republished upon receipt of that report*

For two-letter codes and other abbreviations, refer to the "Guidance Notes on Codes and Abbreviations" appearing at the beginning of each regular issue of the PCT Gazette.

(54) Title: MEDICAMENTS

(57) Abstract: Piperidine derivatives and pharmaceutically acceptable derivatives thereof useful in methods of treatment of bacterial infections in mammals, particularly man.



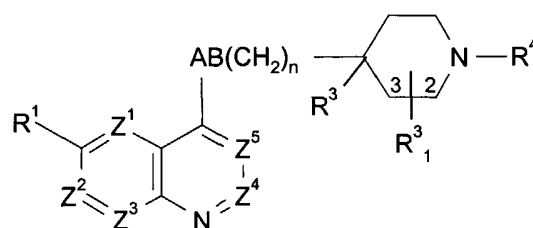
WO 03/010138 A2

Medicaments

This invention relates to novel compounds, compositions containing them and their use as antibacterials.

- 5 WO99/37635, WO00/21948, WO00/21952, WO00/43383, WO00/78748, WO01/07433, WO01/07432, WO01/25227, WO0208224, WO0224684, PCT/GB01/05653, PCT/GB01/05661 and WO02040474 disclose quinoline and naphthyridine derivatives having antibacterial activity.

- 10 This invention provides a compound of formula (I) or a pharmaceutically acceptable derivative thereof:



(I)

wherein:

- 15 one of Z^1 , Z^2 , Z^3 , Z^4 and Z^5 is N, one is CR^{1a} and the remainder are CH, or one or two of Z^1 , Z^2 , Z^3 , Z^4 and Z^5 are independently CR^{1a} and the remainder are CH;

- R^1 and R^{1a} are independently selected from hydrogen; hydroxy; (C_{1-6}) alkoxy optionally substituted by (C_{1-6}) alkoxy, amino, piperidyl, guanidino or amidino any of which is
 20 optionally N-substituted by one or two (C_{1-6}) alkyl, acyl or (C_{1-6}) alkylsulphonyl groups, $CONH_2$, hydroxy, (C_{1-6}) alkylthio, heterocyclylthio, heterocyclyloxy, arylthio, aryloxy, acylthio, acyloxy or (C_{1-6}) alkylsulphonyloxy; (C_{1-6}) alkoxy-substituted (C_{1-6}) alkyl; halogen; (C_{1-6}) alkyl; (C_{1-6}) alkylthio; trifluoromethyl; trifluoromethoxy; nitro; azido; acyl; acyloxy; acylthio; (C_{1-6}) alkylsulphonyl; (C_{1-6}) alkylsulphoxide; arylsulphonyl;
 25 arylsulphoxide or an amino, piperidyl, guanidino or amidino group optionally N-substituted by one or two (C_{1-6}) alkyl, acyl or (C_{1-6}) alkylsulphonyl groups, provided that when Z^1 , Z^2 , Z^3 , Z^4 and Z^5 are CR^{1a} or CH, then R^1 is not hydrogen; or when Z^5 is CR^{1a} , R^{1a} may instead be cyano, hydroxymethyl or carboxy;

- 30 R^3 is:
 carboxy; (C_{1-6}) alkoxycarbonyl; aminocarbonyl wherein the amino group is optionally substituted by hydroxy, (C_{1-6}) alkyl, hydroxy (C_{1-6}) alkyl, aminocarbonyl (C_{1-6}) alkyl, (C_{2-6}) alkenyl, (C_{1-6}) alkylsulphonyl, trifluoromethylsulphonyl, (C_{2-6}) alkenylsulphonyl, (C_{1-6})

6)alkoxycarbonyl, (C₁₋₆)alkylcarbonyl, (C₂₋₆)alkenyloxycarbonyl or (C₂₋₆)alkenylcarbonyl and optionally further substituted by (C₁₋₆)alkyl, hydroxy(C₁₋₆)alkyl, aminocarbonyl(C₁₋₆)alkyl or (C₂₋₆)alkenyl; cyano; tetrazolyl; 2-oxo-oxazolidinyl optionally substituted by R¹⁰; 3-hydroxy-3-cyclobutene-1,2-dione-4-yl; 2,4-thiazolidinedione-5-yl; tetrazol-5-ylaminocarbonyl; 1,2,4-triazol-5-yl optionally substituted by R¹⁰; or 5-oxo-1,2,4-oxadiazol-3-yl; or

(C₁₋₄)alkyl or ethenyl optionally substituted with any of the groups listed above for R³ and/or 0 to 2 groups R¹² independently selected from:

- 10 halogen; (C₁₋₆)alkylthio; trifluoromethyl; (C₁₋₆)alkoxycarbonyl; (C₁₋₆)alkylcarbonyl; (C₂₋₆)alkenyloxycarbonyl; (C₂₋₆)alkenylcarbonyl; hydroxy optionally substituted by (C₁₋₆)alkyl, (C₂₋₆)alkenyl, (C₁₋₆)alkoxycarbonyl, (C₁₋₆)alkylcarbonyl, (C₂₋₆)alkenyloxycarbonyl, (C₂₋₆)alkenylcarbonyl or aminocarbonyl wherein the amino group is optionally substituted by (C₁₋₆)alkyl, (C₂₋₆)alkenyl, (C₁₋₆)alkylcarbonyl or (C₂₋₆)alkenylcarbonyl; amino optionally mono- or disubstituted by (C₁₋₆)alkoxycarbonyl, (C₁₋₆)alkylcarbonyl, (C₂₋₆)alkenyloxycarbonyl, (C₂₋₆)alkenylcarbonyl, (C₁₋₆)alkyl, (C₂₋₆)alkenyl, (C₁₋₆)alkylsulphonyl, (C₂₋₆)alkenylsulphonyl or aminocarbonyl wherein the amino group is optionally substituted by (C₁₋₆)alkyl or (C₂₋₆)alkenyl; aminocarbonyl wherein the amino group is optionally substituted by (C₁₋₆)alkyl, hydroxy(C₁₋₆)alkyl, aminocarbonyl(C₁₋₆)alkyl, (C₂₋₆)alkenyl, (C₁₋₆)alkoxycarbonyl, (C₁₋₆)alkylcarbonyl, (C₂₋₆)alkenyloxycarbonyl or (C₂₋₆)alkenylcarbonyl and optionally further substituted by (C₁₋₆)alkyl, hydroxy(C₁₋₆)alkyl, aminocarbonyl(C₁₋₆)alkyl or (C₂₋₆)alkenyl; oxo; (C₁₋₆)alkylsulphonyl; (C₂₋₆)alkenylsulphonyl; or (C₁₋₆)aminosulphonyl wherein the amino group is optionally substituted by (C₁₋₆)alkyl or (C₂₋₆)alkenyl; or
- 25 hydroxy or thiol optionally substituted by (C₁₋₆)alkyl, (C₁₋₄)alkoxy(C₁₋₄)alkyl, (C₂₋₆)alkenyl, (C₁₋₆)alkoxycarbonyl, (C₁₋₆)alkylcarbonyl, (C₂₋₆)alkenyloxycarbonyl, (C₂₋₆)alkenylcarbonyl or aminocarbonyl wherein the amino group is optionally substituted by (C₁₋₆)alkyl, (C₂₋₆)alkenyl, (C₁₋₆)alkylcarbonyl or (C₂₋₆)alkenylcarbonyl; or
- 30 amino optionally mono- or disubstituted by (C₁₋₆)alkoxycarbonyl, (C₁₋₆)alkylcarbonyl, (C₂₋₆)alkenyloxycarbonyl, (C₂₋₆)alkenylcarbonyl, (C₁₋₆)alkyl, (C₂₋₆)alkenyl, (C₁₋₆)alkylsulphonyl, (C₂₋₆)alkenylsulphonyl or aminocarbonyl wherein the amino group is optionally substituted by (C₁₋₆)alkyl or (C₂₋₆)alkenyl; or
- 35 halogen or trifluoromethyl;

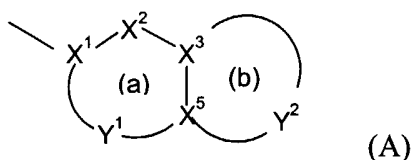
in addition when R^3 is disubstituted with a hydroxy or amino containing substituent and a carboxy containing substituent these may optionally together form a cyclic ester or amide linkage, respectively;

- 5 R^{10} is selected from (C₁₋₄)alkyl and (C₂₋₄)alkenyl either of which may be optionally substituted by a group R^{12} as defined above; carboxy; aminocarbonyl wherein the amino group is optionally substituted by hydroxy, (C₁₋₆)alkyl, (C₂₋₆)alkenyl, (C₁₋₆)alkylsulphonyl, trifluoromethylsulphonyl, (C₂₋₆)alkenylsulphonyl, (C₁₋₆)alkoxycarbonyl, (C₁₋₆)alkylcarbonyl, (C₂₋₆)alkenyloxycarbonyl or (C₂₋₆)alkenylcarbonyl and optionally further substituted by (C₁₋₆)alkyl or (C₂₋₆)alkenyl; (C₁₋₆)alkylsulphonyl; trifluoromethylsulphonyl; (C₂₋₆)alkenylsulphonyl; (C₁₋₆)alkoxycarbonyl; (C₁₋₆)alkylcarbonyl; (C₂₋₆)alkenyloxycarbonyl; and (C₂₋₆)alkenylcarbonyl;
- 10
- 15 R^3_1 is in the 2- or 3-position and is hydrogen or a group listed above for R^3 , provided that R^3_1 in the 2-position is not optionally substituted hydroxyl, amino, trifluoromethyl or halogen;

R^4 is a group $-\text{CH}_2-\text{R}^5_1$ in which R^5_1 is selected from:

- 20 (C₄₋₈)alkyl; hydroxy(C₄₋₈)alkyl; (C₁₋₄)alkoxy(C₄₋₈)alkyl; (C₁₋₄)alkanoyloxy(C₄₋₈)alkyl; (C₃₋₈)cycloalkyl(C₄₋₈)alkyl; hydroxy-, (C₁₋₆)alkoxy- or (C₁₋₆)alkanoyloxy-(C₃₋₈)cycloalkyl(C₄₋₈)alkyl; cyano(C₄₋₈)alkyl; (C₄₋₈)alkenyl; (C₄₋₈)alkynyl; tetrahydrofuryl; mono- or di-(C₁₋₆)alkylamino(C₄₋₈)alkyl; acylamino(C₄₋₈)alkyl; (C₁₋₆)alkyl- or acyl-aminocarbonyl(C₄₋₈)alkyl; mono- or di-(C₁₋₆)alkylamino(hydroxy) (C₄₋₈)alkyl; or
- 25

R^4 is a group $-\text{U}-\text{V}-\text{R}^5_2$ where R^5_2 is an optionally substituted bicyclic carbocyclic or heterocyclic ring system (A):



- 30 containing up to four heteroatoms in each ring in which
 at least one of rings (a) and (b) is aromatic;
 X^1 is C or N when part of an aromatic ring or CR^{14} when part of a non aromatic ring;
 X^2 is N, NR^{13} , O, $\text{S}(\text{O})_x$, CO or CR^{14} when part of an aromatic or non-aromatic ring or may in addition be $\text{CR}^{14}\text{R}^{15}$ when part of a non aromatic ring;
- 35

X^3 and X^5 are independently N or C;

Y^1 is a 0 to 4 atom linker group each atom of which is independently selected from N, NR^{13} , O, $S(O)_x$, CO and CR^{14} when part of an aromatic or non-aromatic ring or may additionally be $CR^{14}R^{15}$ when part of a non aromatic ring,

5 Y^2 is a 2 to 6 atom linker group, each atom of Y^2 being independently selected from N, NR^{13} , O, $S(O)_x$, CO and CR^{14} when part of an aromatic or non-aromatic ring or may additionally be $CR^{14}R^{15}$ when part of a non aromatic ring;
each of R^{14} and R^{15} is independently selected from: H; (C₁₋₄)alkylthio; halo;
carboxy(C₁₋₄)alkyl; halo(C₁₋₄)alkoxy; halo(C₁₋₄)alkyl; (C₁₋₄)alkyl; (C₂₋₄)alkenyl; (C₁₋₄)alkoxycarbonyl; formyl; (C₁₋₄)alkylcarbonyl; (C₂₋₄)alkenyloxycarbonyl; (C₂₋₄)alkenylcarbonyl; (C₁₋₄)alkylcarbonyloxy; (C₁₋₄)alkoxycarbonyl(C₁₋₄)alkyl; hydroxy;
10 hydroxy(C₁₋₄)alkyl; mercapto(C₁₋₄)alkyl; (C₁₋₄)alkoxy; nitro; cyano; carboxy; amino or aminocarbonyl optionally substituted as for corresponding substituents in R^3 ; (C₁₋₄)alkylsulphonyl; (C₂₋₄)alkenylsulphonyl; or aminosulphonyl wherein the amino group is
15 optionally substituted by (C₁₋₄)alkyl or (C₂₋₄)alkenyl; aryl; aryl(C₁₋₄)alkyl; aryl(C₁₋₄)alkoxy;

each R^{13} is independently H; trifluoromethyl; (C₁₋₄)alkyl optionally substituted by hydroxy, (C₁₋₆)alkoxy, (C₁₋₆)alkylthio, halo or trifluoromethyl; (C₂₋₄)alkenyl; aryl; aryl (C₁₋₄)alkyl; arylcarbonyl; heteroarylcarbonyl; (C₁₋₄)alkoxycarbonyl; (C₁₋₄)alkylcarbonyl; formyl; (C₁₋₆)alkylsulphonyl; or aminocarbonyl wherein the amino
20 group is optionally substituted by (C₁₋₄)alkoxycarbonyl, (C₁₋₄)alkylcarbonyl, (C₂₋₄)alkenyloxycarbonyl, (C₂₋₄)alkenylcarbonyl, (C₁₋₄)alkyl or (C₂₋₄)alkenyl and optionally further substituted by (C₁₋₄)alkyl or (C₂₋₄)alkenyl;

each x is independently 0, 1 or 2;

25 U is CO, SO₂ or CH₂ and V is $CR^{17}R^{18}$ or U is CH₂ and V is CO, C=NOR¹⁹ or SO₂; R^{17} and R^{18} are independently selected from hydrogen, hydroxy optionally substituted by (C₁₋₆)alkyl, (C₂₋₆)alkenyl, (C₁₋₆)alkoxycarbonyl, (C₁₋₆)alkylcarbonyl, (C₂₋₆)alkenyloxycarbonyl, (C₂₋₆)alkenylcarbonyl or aminocarbonyl wherein the amino group is optionally substituted by (C₁₋₆)alkyl, (C₂₋₆)alkenyl, (C₁₋₆)alkylcarbonyl or (C₂₋₆)alkenylcarbonyl; and amino optionally mono- or disubstituted by (C₁₋₆)alkoxycarbonyl, (C₁₋₆)alkylcarbonyl, (C₂₋₆)alkenyloxycarbonyl, (C₂₋₆)alkenylcarbonyl, (C₁₋₆)alkyl, (C₂₋₆)alkenyl, (C₁₋₆)alkylsulphonyl, (C₂₋₆)alkenylsulphonyl or aminocarbonyl wherein the amino group is optionally substituted by (C₁₋₆)alkyl or (C₂₋₆)alkenyl;
30 R^{19} is hydrogen or is selected from (C₁₋₄)alkyl and (C₂₋₄)alkenyl optionally substituted with any of the substituents listed above for R^3 (C₁₋₄)alkyl or ethenyl
or

R^4 is a group -U^a-X^{1a}-X^{2a}-X^{3a}-X^{4a} in which:

U^a is CH₂, CO or SO₂;

X^{1a} is CR^{14a}R^{15a};

X^{2a} is NR^{13a}, O, S, SO₂ or CR^{14a}R^{15a};

X^{3a} is NR^{13a}, O, S, SO₂ or CR^{14a}R^{15a}; wherein:

- 5 each of R^{14a} and R^{15a} is independently selected from the groups listed above for R¹⁴ and R¹⁵, provided that R^{14a} and R^{15a} on the same carbon atom are not both selected from optionally substituted hydroxy and optionally substituted amino; or

R^{14a} and R^{15a} together represent oxo;

- 10 R^{13a} is hydrogen; trifluoromethyl; (C₁₋₆)alkyl; (C₂₋₆)alkenyl; (C₁₋₆)alkoxycarbonyl; (C₁₋₆)alkylcarbonyl; or aminocarbonyl wherein the amino group is optionally substituted by (C₁₋₆)alkoxycarbonyl, (C₁₋₆)alkylcarbonyl, (C₂₋₆)alkenyloxycarbonyl, (C₂₋₆)alkenylcarbonyl, (C₁₋₆)alkyl or (C₂₋₆)alkenyl and optionally further substituted by (C₁₋₆)alkyl or (C₂₋₆)alkenyl; or

- 15 two R^{14a} groups or an R^{13a} and an R^{14a} group on adjacent atoms together represent a bond and the remaining R^{13a}, R^{14a} and R^{15a} groups are as above defined; or

two R^{14a} groups and two R^{15a} groups on adjacent atoms together represent bonds such that X^{2a} and X^{3a} is triple bonded;

- 20 two R^{14a} groups or an R^{13a} and an R^{14a} group in X^{1a}, X^{2a} and X^{3a} together with the atoms to which they are attached and, if appropriate, the intervening group X^{2a} form a 5 or 6 membered carbocyclic or heterocyclic ring and the remaining R^{13a}, R^{14a} and R^{15a} groups are as above defined;

provided that X^{2a} and X^{3a} are not both simultaneously a heteroatom;

- 25 X^{4a} is phenyl or C or N linked monocyclic aromatic 5- or 6-membered heterocycle containing up to four heteroatoms selected from O, S and N and: optionally C-substituted by up to three groups selected from (C₁₋₄)alkylthio; halo; carboxy(C₁₋₄)alkyl; halo(C₁₋₄)alkoxy; halo(C₁₋₄)alkyl; (C₁₋₄)alkyl; (C₂₋₄)alkenyl; (C₁₋₄)alkoxycarbonyl; formyl; (C₁₋₄)alkylcarbonyl; (C₂₋₄)alkenyloxycarbonyl; (C₂₋₄)alkenylcarbonyl; (C₁₋₄)alkylcarbonyloxy; (C₁₋₄)alkoxycarbonyl(C₁₋₄)alkyl; hydroxy; hydroxy(C₁₋₄)alkyl; mercapto(C₁₋₄)alkyl; (C₁₋₄)alkoxy; nitro; cyano; carboxy; amino or
30 aminocarbonyl optionally substituted as for corresponding substituents in R³; (C₁₋₄)alkylsulphonyl; (C₂₋₄)alkenylsulphonyl; or aminosulphonyl wherein the amino group is optionally substituted by (C₁₋₄)alkyl or (C₂₋₄)alkenyl; aryl, aryl(C₁₋₄)alkyl or aryl(C₁₋₄)alkoxy; and

- 35 optionally N substituted by trifluoromethyl; (C₁₋₄)alkyl optionally substituted by hydroxy, (C₁₋₆)alkoxy, (C₁₋₆)alkylthio, halo or trifluoromethyl; (C₂₋₄)alkenyl; aryl; aryl(C₁₋₄)alkyl; (C₁₋₄)alkoxycarbonyl; (C₁₋₄)alkylcarbonyl; formyl; (C₁₋₆)alkylsulphonyl; or aminocarbonyl wherein the amino group is optionally substituted by (C₁₋₄)alkoxycarbonyl, (C₁₋₄)alkylcarbonyl, (C₂₋₄)alkenyloxycarbonyl, (C₂₋

4)alkenylcarbonyl, (C₁₋₄)alkyl or (C₂₋₄)alkenyl and optionally further substituted by (C₁₋₄)alkyl or (C₂₋₄)alkenyl;

n is 0 or 1 and AB is NR¹¹CO, CONR¹¹, CO-CR⁸R⁹, CR⁶R⁷-CO, O-CR⁸R⁹, CR⁶R⁷-O, NHR¹¹-CR⁸R⁹, CR⁶R⁷-NHR¹¹, NR¹¹SO₂, CR⁶R⁷-SO₂ or CR⁶R⁷-CR⁸R⁹,
5 or n is 0 and AB is NH-CO-NH or NH-CO-O;

or n is 0 and AB is CR⁶R⁷SO₂NR¹¹, CR⁶R⁷CONR¹¹ or CR⁶R⁷CH₂NR¹¹;

provided that when n=0 and AB is linked by a heteroatom to piperidine, R³ is optionally substituted(C₁₋₄)alkyl or ethenyl;

10 provided that R⁶ and R⁷, and R⁸ and R⁹ are not both optionally substituted hydroxy or amino;

and wherein:

each of R⁶, R⁷, R⁸ and R⁹ is independently selected from: H; (C₁₋₆)alkoxy; (C₁₋₆)alkylthio; halo; trifluoromethyl; azido; (C₁₋₆)alkyl; (C₂₋₆)alkenyl; (C₁₋

15 6)alkoxycarbonyl; (C₁₋₆)alkylcarbonyl; (C₂₋₆)alkenyloxycarbonyl; (C₂₋₆)alkenylcarbonyl; hydroxy, amino or aminocarbonyl optionally substituted as for corresponding substituents in R³; (C₁₋₆)alkylsulphonyl; (C₂₋₆)alkenylsulphonyl; or (C₁₋₆)aminosulphonyl wherein the amino group is optionally substituted by (C₁₋₆)alkyl or (C₂₋₆)alkenyl;

20 or R⁶ and R⁸ together represent a bond and R⁷ and R⁹ are as above defined;

and each R¹¹ is independently H; trifluoromethyl; (C₁₋₆)alkyl; (C₂₋₆)alkenyl; (C₁₋₆)alkoxycarbonyl; (C₁₋₆)alkylcarbonyl; or aminocarbonyl wherein the amino group is optionally substituted by (C₁₋₆)alkoxycarbonyl, (C₁₋₆)alkylcarbonyl, (C₂₋

25 6)alkenyloxycarbonyl, (C₂₋₆)alkenylcarbonyl, (C₁₋₆)alkyl or (C₂₋₆)alkenyl and optionally further substituted by (C₁₋₆)alkyl or (C₂₋₆)alkenyl;

or where one of R³ or R³₁ and R⁶, R⁷, R⁸ or R⁹ contains a carboxy group and the other contains a hydroxy or amino group they may together form a cyclic ester or amide linkage
30 or where R³ or R³₁ contains a carboxy group and A or B is NH they may be condensed to form a cyclic amide.

The invention also provides the use of a compound of formula (I) or a pharmaceutically acceptable derivative thereof in the manufacture of a medicament for use in the treatment of bacterial infections in mammals.

35 The invention also provides a pharmaceutical composition, in particular for use in the treatment of bacterial infections in mammals, comprising a compound of formula (I),

or a pharmaceutically acceptable derivative thereof, and a pharmaceutically acceptable carrier.

The invention further provides a method of treatment of bacterial infections in mammals, particularly in man, which method comprises the administration to a mammal
 5 in need of such treatment of an effective amount of a compound of formula (I), or a pharmaceutically acceptable derivative thereof.

In one aspect, R^1 and R^{1a} are other than trifluoromethoxy or hydroxy substituted by (C_{1-4}) alkoxy (C_{1-4}) alkyl, and R^3 is other than trifluoromethyl.

10 Preferably one of Z^1 , Z^2 , Z^3 , Z^4 and Z^5 is N, one is CR^{1a} and the remainder are CH, or one of Z^1 , Z^2 , Z^3 , Z^4 and Z^5 is CR^{1a} and the remainder are CH.

Preferably Z^5 is CH or N, Z^3 is CH or CF and Z^1 , Z^2 and Z^4 are each CH, or Z^1 is N, Z^3 is CH or CF and Z^2 , Z^4 and Z^5 are each CH.

When R^1 or R^{1a} is substituted alkoxy it is preferably (C_{2-6}) alkoxy substituted
 15 by optionally N-substituted amino, guanidino or amidino, or (C_{1-6}) alkoxy substituted by piperidyl. Suitable examples of R^1 alkoxy include methoxy, trifluoromethoxy, n-propyloxy, i-butyloxy, aminoethyloxy, aminopropyloxy, aminobutyloxy, aminopentyloxy, guanidinopropyloxy, piperidin-4-ylmethyloxy, phthalimido pentyloxy or 2-aminocarbonylprop-2-oxy. Preferably R^1 is methoxy, amino (C_{3-5}) alkyloxy,
 20 guanidino (C_{3-5}) alkyloxy, piperidyl (C_{3-5}) alkyloxy, nitro or fluoro.

Preferably R^1 and R^{1a} are independently methoxy, amino (C_{3-5}) alkyloxy, guanidino (C_{3-5}) alkyloxy, piperidyl (C_{3-5}) alkyloxy, nitro or fluoro; more preferably methoxy, amino (C_{3-5}) alkyloxy or guanidino (C_{3-5}) alkyloxy. Preferably R^{1a} is H or F. Most preferably R^1 is methoxy and R^{1a} is H or when Z^3 is CR^{1a} it may be C-F.

25 When Z^5 is CR^{1a} , R^{1a} is preferably hydrogen, cyano, hydroxymethyl or carboxy, most preferably hydrogen.

Preferably n is 0.

In a first aspect, R^3 is optionally substituted hydroxy, optionally substituted amino, halogen or. trifluoromethyl.

30 In a second aspect, R^3 is other than optionally substituted hydroxy, optionally substituted amino, halogen or. trifluoromethyl and n is 0.

Preferably R^3 is OH, NH_2 , (C_{1-4}) alkyl, (C_{1-4}) alkoxy, (C_{1-4}) alkoxy (C_{1-4}) alkoxy, carboxy, cyano, optionally substituted aminocarbonyl, (C_{1-4}) alkylcarbonyloxy, fluoro, trifluoromethyl or CH_2OH

35 Examples of R^3 include OH, NH_2 , methyl, methoxy, methoxymethoxy, carboxy, cyano, aminocarbonyl, acetoxy, fluoro, trifluoromethyl or CH_2OH .

R^3 is preferably OH, NH_2 , methyl or CH_2OH .

Preferred examples of R^3_1 included hydrogen; (C₁₋₄)alkyl substituted with carboxy, optionally substituted hydroxy, optionally substituted aminocarbonyl, optionally substituted amino or (C₁₋₄)alkoxycarbonyl; or (C₂₋₄)alkenyl substituted with (C₁₋₄)alkoxycarbonyl or carboxy. More preferred groups for R^3_1 are hydrogen,
 5 carboxymethyl, hydroxymethyl, aminocarbonylmethyl or aminocarbonyl, most preferably hydrogen. When R^3_1 is in the 3 position preferred examples also include optionally substituted hydroxy or amino.

R^3 and R^3_1 halogen is preferably fluoro.

When R^3 or R^3_1 and R^6 , R^7 , R^8 or R^9 together form a cyclic ester or amide
 10 linkage, it is preferred that the resulting ring is 5-7 membered. It is further preferred that the group A or B which does not form the ester or amide linkage is CH₂.

When A is CH(OH) the R-stereochemistry is preferred.

Preferably A is NH, NCH₃, CH₂, CHOH, CH(NH₂), C(Me)(OH) or CH(Me).

Preferably B is CH₂ or CO.

15 Preferably n=0.

Most preferably:

n is 0 and either A is CHOH or CH₂ and B is CH₂ or A is NH and B is CO.

Preferably R^{11} is hydrogen or (C₁₋₄)alkyl e.g. methyl, more preferably hydrogen.

When R^4 is CH₂ R^5_1 , preferably R^5_1 is (C₅₋₈)alkyl.

20 When R^4 is a group -U^a-X^{1a}-X^{2a}-X^{3a}-X^{4a}:

U^a is preferably CH₂.

R^{13a} is preferably H or (C₁₋₄)alkyl such as methyl, more preferably hydrogen.

R^{14a} and R^{15a} are preferably H or together represent oxo or one is H and the other is OH.

25 X^{1a} is preferably CH₂, CO or CHOH.

X^{2a} is preferably CH₂ or CO or together with X^{3a} forms a CH=CH group.

X^{3a} is preferably CH₂, O, S or NH, or together with X^{2a} forms a CH=CH group.

Preferred linker groups -X^{1a}-X^{2a}-X^{3a}- include -(CH₂)₂-O-, -CH₂-CH=CH-, -(CH₂)₃-, -(CH₂)₂-NH-, -CH(OH)-CH₂-NH- or -CH₂CONH-. Where the linker group
 30 is a cyclised groups, two R^{14a} groups or R^{13a} and R^{14a} complete a carbocyclic or heterocyclic ring such as oxazolidin-2-one. The cyclised linker group -X^{1a}-X^{2a}-X^{3a}-is preferably oxazolidin-2-one-3,5-diyl where X^{3a} is N.

Monocyclic aromatic heterocyclic groups for X^{4a} include pyridyl, pyrazinyl, pyrimidinyl, triazolyl, tetrazolyl, thienyl, isoimidazolyl, thiazolyl, furanyl and imidazolyl,
 35 2H-pyridazone, 1H-pyrid-2-one. Preferred aromatic heterocyclic groups include pyrid-2-yl, pyrid-3-yl, thiazole-2-yl, pyrimidin-2-yl, pyrimidin-5-yl and fur-2-yl.

Preferred substituents on heterocyclic X^{4a} include halo especially fluoro, trifluoromethyl and nitro.

Preferred substituents on phenyl X^{4a} include halo, especially fluoro, nitro, cyano, trifluoromethyl, methyl, methoxycarbonyl and methylcarbonylamino.

5 Preferably X^{4a} is 2-pyridyl, 3-fluorophenyl, 3,5-difluorophenyl or thiazol-2-yl. Preferably R⁴ is -U-V-R⁵₂.

When V is C=NOR¹⁹, R¹⁹ is preferably H.

The group -U-V- is preferably -(CH₂)₂-, CH₂CH(OH)-, CH₂C=NOH or CH₂CO.

10 Preferably R⁵₂ is an aromatic heterocyclic ring (A) having 8-11 ring atoms including 2-4 heteroatoms of which at least one is N or NR¹³ in which preferably Y² contains 2-3 heteroatoms, one of which is S and 1-2 are N, with one N bonded to X³.

Alternatively and preferably the heterocyclic ring (A) has ring (a) aromatic selected from optionally substituted benzo and pyrido and ring (b) non-aromatic and Y² has 3-5 atoms, more preferably 4 atoms, including a heteroatom bonded to X⁵ selected from O, S or NR¹³, where R¹³ is other than hydrogen, and NHCO bonded via N to X³, or O bonded to X³. The ring (a) preferably contains aromatic nitrogen, and more preferably ring (a) is pyridine. Examples of rings (A) include optionally substituted:

(a) and (b) aromatic

20 1H-pyrrolo[2,3-b]-pyridin-2-yl, 1H-pyrrolo[3,2-b]-pyridin-2-yl, 3H-imidazo[4,5-b]-pyridin-2-yl, 3H-quinazolin-4-one-2-yl, benzimidazol-2-yl, benzo[1,2,3]-thiadiazol-5-yl, benzo[1,2,5]-oxadiazol-5-yl, benzofur-2-yl, benzothiazol-2-yl, benzo[b]thiophen-2-yl, benzoxazol-2-yl, chromen-4-one-3-yl, imidazo[1,2-a]pyridin-2-yl, imidazo-[1,2-a]-pyrimidin-2-yl, indol-2-yl, indol-6-yl, isoquinolin-3-yl, [1,8]-naphthyridine-3-yl, 25 oxazolo[4,5-b]-pyridin-2-yl, quinolin-2-yl, quinolin-3-yl, quinoxalin-2-yl, indan-2-yl, naphthalen-2-yl, 1,3-dioxo-isoindol-2-yl, benzimidazol-2-yl, benzothiophen-2-yl, 1H-benzotriazol-5-yl, 1H-indol-5-yl, 3H-benzooxazol-2-one-6-yl, 3H-benzooxazol-2-thione-6-yl, 3H-benzothiazol-2-one-5-yl, 3H-quinazolin-4-one-2-yl, 3H-quinazolin-4-one-6-yl, 4-oxo-4H-pyrido[1,2-a]pyrimidin-3-yl, benzo[1,2,3]thiadiazol-6-yl, 30 benzo[1,2,5]thiadiazol-5-yl, benzo[1,4]oxazin-2-one-3-yl, benzothiazol-5-yl, benzothiazol-6-yl, cinnolin-3-yl, imidazo[1,2-a]pyridazin-2-yl, imidazo[1,2-b]pyridazin-2-yl, pyrazolo[1,5-a]pyrazin-2-yl, pyrazolo[1,5-a]pyridin-2-yl, pyrazolo[1,5-a]pyrimidin-6-yl, pyrazolo[5,1-c][1,2,4]triazin-3-yl, pyrido[1,2-a]pyrimidin-4-one-2-yl, pyrido[1,2-a]pyrimidin-4-one-3-yl, quinazolin-2-yl, quinoxalin-6-yl, thiazolo[3,2-a]pyrimidin-5-one-35 7-yl, thiazolo[5,4-b]pyridin-2-yl, thieno[3,2-b]pyridin-6-yl, thiazolo[5,4-b]pyridin-6-yl, 4-oxo-4H-pyrido[1,2-a]pyrimidin-2-yl, 1-oxo-1,2-dihydro-isoquinolin-3-yl, thiazolo[4,5-b]pyridin-5-yl, [1,2,3]thiadiazolo[5,4-b]pyridin-6-yl, 2H-isoquinolin-1-one-3-yl

(a) is non aromatic

- (2S)-2,3-dihydro-1H-indol-2-yl, (2S)-2,3-dihydro-benzo[1,4]dioxine-2-yl, 3-(R,S)-3,4-dihydro-2H-benzo[1,4]thiazin-3-yl, 3-(R)-2,3-dihydro-[1,4]dioxino[2,3-b]pyridin-3-yl, 3-
 5 (S)-(2,3-dihydro-[1,4]dioxino[2,3-b]pyridin-3-yl, 3-substituted-3H-quinazolin-4-one-2-yl, 2,3-dihydro-benzo[1,4]dioxan-2-yl, 1-oxo-1,3,4,5-tetrahydrobenzo[c]azepin-2-yl.

(b) is non aromatic

- 1,1,3-trioxo-1,2,3,4-tetrahydro-1⁶-benzo[1,4] thiazin-6-yl, benzo[1,3]dioxol-5-yl, 2,3-
 10 dihydro-benzo[1,4]dioxin-6-yl, 2-oxo-2,3-dihydro-benzooxazol-6-yl, 4H-benzo[1,4]oxazin-3-one-6-yl (3-oxo-3,4-dihydro-2H-benzo[1,4]oxazin-6-yl), 4H-benzo[1,4]thiazin-3-one-6-yl (3-oxo-3,4-dihydro-2H-benzo[1,4]thiazin-6-yl), 4H-benzo[1,4]oxazin-3-one-7-yl, 4-oxo-2,3,4,5-tetrahydro-benzo[b][1,4]thiazepine-7-yl, 5-oxo-2,3-dihydro-5H-thiazolo[3,2-a]pyrimidin-6-yl, benzo[1,3]dioxol-5-yl, 2-oxo-2,3-
 15 dihydro-1H-pyrido[2,3-b][1,4]thiazin-7-yl, 2,3-dihydro-[1,4]dioxino[2,3-b]pyridin-6-yl, 2,3-dihydro-[1,4]dioxino[2,3-c]pyridin-7-yl, 2,3-dihydro-[1,4]dioxino[2,3-b]pyridin-7-yl, 3,4-dihydro-2H-benzo[1,4]oxazin-6-yl, 2-oxo-2,3-dihydro-1H-pyrido[3,4-b][1,4]thiazin-7-yl, 3-oxo-3,4-dihydro-2H-pyrido[3,2-b][1,4]thiazin-6-yl, 6,7-dihydro-[1,4]dioxino[2,3-d]pyrimidin-2-yl, 3-oxo-3,4-dihydro-2H-pyrido[3,2-b][1,4]oxazin-6-yl, 2-oxo-2,3-
 20 dihydro-1H-pyrido[3,4-b][1,4]oxazin-7-yl, 2-oxo-2,3-dihydro-1H-pyrido[2,3-b][1,4]oxazin-7-yl, 6-oxo-6,7-dihydro-5H-8-thia-1,2,5-triaza-naphthalen-3-yl, 3,4-dihydro-2H-benzo[1,4]thiazin-6-yl, 3-substituted-3H-benzooxazol-2-one-6-yl, 3-substituted-3H-benzooxazol-2-thione-6-yl, 3-substituted-3H-benzothiazol-2-one-6-yl, 2,3-dihydro-1H-pyrido[2,3-b][1,4]thiazin-7-yl, 3,4-dihydro-1H-quinolin-2-one-7-yl, 3,4-
 25 dihydro-1H-quinoxalin-2-one-7-yl, 6,7-dihydro-4H-pyrazolo[1,5-a]pyrimidin-5-one-2-yl, 5,6,7,8-tetrahydro-[1,8]naphthyridin-2-yl, 2-oxo-3,4-dihydro-1H-[1,8]naphthyridin-6-yl, 3,4-dihydro-2H-pyrido[3,2-b][1,4]thiazin-6-yl.

- R¹³ is preferably H if in ring (a) or in addition (C₁₋₄)alkyl such as methyl or
 30 isopropyl when in ring (b). More preferably, in ring (b) R¹³ is H when NR¹³ is bonded to X³ and (C₁₋₄)alkyl when NR¹³ is bonded to X⁵.

R¹⁴ and R¹⁵ are preferably independently selected from hydrogen, halo, hydroxy, (C₁₋₄) alkyl, (C₁₋₄)alkoxy, trifluoromethoxy, nitro, cyano, aryl(C₁₋₄)alkoxy and (C₁₋₄)alkylsulphonyl.

- 35 More preferably R¹⁵ is hydrogen.

More preferably each R¹⁴ is selected from hydrogen, chloro, fluoro, hydroxy, methyl, methoxy, trifluoromethoxy, benzyloxy, nitro, cyano and methylsulphonyl. Most

preferably R¹⁴ is selected from hydrogen, hydroxy, fluorine or nitro. Preferably 0-3 groups R¹⁴ are substituents other than hydrogen.

Most preferably CR¹⁴R¹⁵ is CH₂.

Most preferred groups R⁵₂ include:

- 5 [1,2,3]thiadiazolo[5,4-b]pyridin-6-yl
1H-Pyrrolo[2,3-b]pyridin-2-yl
2,3-Dihydro-[1,4]dioxino[2,3-b]pyridin-6-yl
2,3-Dihydro-[1,4]dioxino[2,3-b]pyridin-7-yl
2,3-Dihydro-[1,4]dioxino[2,3-c]pyridin-7-yl
- 10 2,3-dihydro-benzo[1,4]dioxin-6-yl
2-oxo-2,3-dihydro-1H-pyrido[2,3-b][1,4]oxazin-7-yl
2-oxo-2,3-dihydro-1H-pyrido[2,3-b]thiazin-7-yl
3,4-dihydro-2H-benzo[1,4]oxazin-6-yl
3-Methyl-2-oxo-2,3-dihydro-benzooxazol-6-yl
- 15 3-oxo-3,4-dihydro-2H-benzo[1,4]oxazin-6-yl
3-oxo-3,4-dihydro-2H-pyrido[2,3-b]oxazin-6-yl
3-oxo-3,4-dihydro-2H-benzo[1,4]thiazin-6-yl (4H-benzo[1,4]thiazin-3-one-6-yl)
4-oxo-4H-pyrido[1,2-a]pyrimidin-2-yl
6-nitro-benzo[1,3]dioxol-5-yl
- 20 7-fluoro-3-oxo-3,4-dihydro-2H-benzo[1,4]oxazin-6-yl
8-Hydroxy-1-oxo-1,2-dihydro-isoquinolin-3-yl
8-hydroxyquinolin-2-yl
benzo[1,2,3]thiadiazol-5-yl
benzo[1,2,5]thiadiazol-5-yl
- 25 benzothiazol-5-yl
thiazolo-[5,4-b]pyridin-6-yl
3,4-dihydro-2H-benzo[1,4]oxazin-6-yl
3-oxo-3,4-dihydro-2H-pyrido[3,2-b][1,4]thiazin-6-yl
7-chloro-3-oxo-3,4-dihydro-2H-pyrido[3,2-b][1,4]thiazin-6-yl
- 30 7-fluoro-3-oxo-3,4-dihydro-2H-pyrido[3,2-b][1,4]thiazin-6-yl
2-oxo-2,3-dihydro-1H-pyrido[3,4-b][1,4]thiazin-7-yl

especially

- 3-oxo-3,4-dihydro-2H-benzo[1,4]thiazin-6-yl (4H-benzo[1,4]thiazin-3-one-6-yl)
- 35 3,4-dihydro-2H-benzo[1,4]oxazin-6-yl
3-oxo-3,4-dihydro-2H-pyrido[3,2-b][1,4]thiazin-6-yl.

When used herein, the term "alkyl" includes groups having straight and branched chains, for instance, methyl, ethyl, n-propyl, iso-propyl, n-butyl, iso-butyl, sec-butyl, t-butyl, pentyl and hexyl. The term 'alkenyl' should be interpreted accordingly.

Halo or halogen includes fluoro, chloro, bromo and iodo.

5 Haloalkyl moieties include 1-3 halogen atoms.

Unless otherwise defined, the term 'heterocyclic' as used herein includes aromatic and non-aromatic, single and fused, rings suitably containing up to four hetero-atoms in each ring selected from oxygen, nitrogen and sulphur, which rings may be unsubstituted or C-substituted by, for example, up to three groups selected from (C₁₋₄)alkylthio; halo; carboxy(C₁₋₄)alkyl; halo(C₁₋₄)alkoxy; halo(C₁₋₄)alkyl; (C₁₋₄)alkyl; (C₂₋₄)alkenyl; (C₁₋₄)alkoxycarbonyl; formyl; (C₁₋₄)alkylcarbonyl; (C₂₋₄)alkenyloxycarbonyl; (C₂₋₄)alkenylcarbonyl; (C₁₋₄)alkylcarbonyloxy; (C₁₋₄)alkoxycarbonyl(C₁₋₄)alkyl; hydroxy; hydroxy(C₁₋₄)alkyl; mercapto(C₁₋₄)alkyl; (C₁₋₄)alkoxy; nitro; cyano; carboxy; amino or aminocarbonyl optionally substituted as for corresponding substituents in R³; (C₁₋₄)alkylsulphonyl; (C₂₋₄)alkenylsulphonyl; or aminosulphonyl wherein the amino group is optionally substituted by (C₁₋₄)alkyl or (C₂₋₄)alkenyl; optionally substituted aryl, aryl(C₁₋₄)alkyl or aryl(C₁₋₄)alkoxy and oxo groups. Each heterocyclic ring suitably has from 4 to 7, preferably 5 or 6, ring atoms. A fused heterocyclic ring system may include carbocyclic rings and need include only one heterocyclic ring. Compounds within the invention containing a heterocyclyl group may occur in two or more tautomeric forms depending on the nature of the heterocyclyl group; all such tautomeric forms are included within the scope of the invention.

Where an amino group forms part of a single or fused non-aromatic heterocyclic ring as defined above suitable optional substituents in such substituted amino groups include H; trifluoromethyl; (C₁₋₄)alkyl optionally substituted by hydroxy, (C₁₋₆)alkoxy, (C₁₋₆)alkylthio, halo or trifluoromethyl; (C₂₋₄)alkenyl; aryl; aryl (C₁₋₄)alkyl; (C₁₋₄)alkoxycarbonyl; (C₁₋₄)alkylcarbonyl; formyl; (C₁₋₆)alkylsulphonyl; or aminocarbonyl wherein the amino group is optionally substituted by (C₁₋₄)alkoxycarbonyl, (C₁₋₄)alkylcarbonyl, (C₂₋₄)alkenyloxycarbonyl, (C₂₋₄)alkenylcarbonyl, (C₁₋₄)alkyl or (C₂₋₄)alkenyl and optionally further substituted by (C₁₋₄)alkyl or (C₂₋₄)alkenyl..

When used herein the term 'aryl', includes phenyl and naphthyl, each optionally substituted with up to five, preferably up to three, groups selected from (C₁₋₄)alkylthio; halo; carboxy(C₁₋₄)alkyl; halo(C₁₋₄)alkoxy; halo(C₁₋₄)alkyl; (C₁₋₄)alkyl; (C₂₋₄)alkenyl; (C₁₋₄)alkoxycarbonyl; formyl; (C₁₋₄)alkylcarbonyl; (C₂₋₄)alkenyloxycarbonyl; (C₂₋₄)alkenylcarbonyl; (C₁₋₄)alkylcarbonyloxy; (C₁₋₄)alkoxycarbonyl(C₁₋₄)alkyl; hydroxy; hydroxy(C₁₋₄)alkyl; mercapto(C₁₋₄)alkyl; (C₁₋₄)alkoxy; nitro; cyano, carboxy; amino or aminocarbonyl optionally substituted as for

corresponding substituents in R³; (C₁₋₄)alkylsulphonyl; (C₂₋₄)alkenylsulphonyl; or aminosulphonyl wherein the amino group is optionally substituted by (C₁₋₄)alkyl or (C₂₋₄)alkenyl; phenyl, phenyl(C₁₋₄)alkyl or phenyl(C₁₋₄)alkoxy.


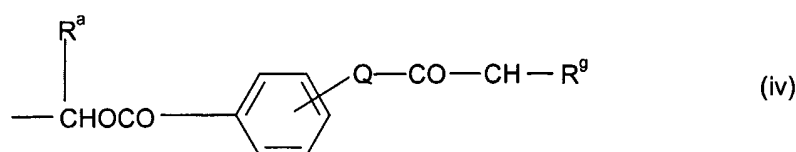
5 The term 'acyl' includes (C₁₋₆)alkoxycarbonyl, formyl or (C₁₋₆) alkylcarbonyl groups.

Some of the compounds of this invention may be crystallised or recrystallised from solvents such as aqueous and organic solvents. In such cases solvates may be formed. This invention includes within its scope stoichiometric solvates including hydrates as well as compounds containing variable amounts of water that may be
10 produced by processes such as lyophilisation.

Since the compounds of formula (I) are intended for use in pharmaceutical compositions it will readily be understood that they are each provided in substantially pure form, for example at least 60% pure, more suitably at least 75% pure and preferably at least 85%, especially at least 98% pure (% are on a weight for weight basis). Impure
15 preparations of the compounds may be used for preparing the more pure forms used in the pharmaceutical compositions; these less pure preparations of the compounds should contain at least 1%, more suitably at least 5% and preferably from 10 to 59% of a compound of the formula (I) or pharmaceutically acceptable derivative thereof.

Pharmaceutically acceptable derivatives of the above-mentioned compounds of
20 formula (I) include the free base form or their acid addition or quaternary ammonium salts, for example their salts with mineral acids e.g. hydrochloric, hydrobromic, sulphuric nitric or phosphoric acids, or organic acids, e.g. acetic, fumaric, succinic, maleic, citric, benzoic, p-toluenesulphonic, methanesulphonic, naphthalenesulphonic acid or tartaric acids. Compounds of formula (I) may also be prepared as the N-oxide. Compounds of
25 formula (I) having a free carboxy group may also be prepared as an *in vivo* hydrolysable ester. The invention extends to all such derivatives.

Examples of suitable pharmaceutically acceptable *in vivo* hydrolysable ester-forming groups include those forming esters which break down readily in the human body to leave the parent acid or its salt. Suitable groups of this type include those of part
30 formulae (i), (ii), (iii), (iv) and (v):



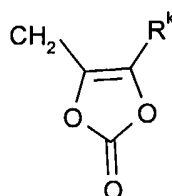
5

wherein R^a is hydrogen, (C₁₋₆) alkyl, (C₃₋₇) cycloalkyl, methyl, or phenyl, R^b is (C₁₋₆) alkyl, (C₁₋₆) alkoxy, phenyl, benzyl, (C₃₋₇) cycloalkyl, (C₃₋₇) cycloalkyloxy, (C₁₋₆) alkyl (C₃₋₇) cycloalkyl, 1-amino (C₁₋₆) alkyl, or 1-(C₁₋₆ alkyl)amino (C₁₋₆) alkyl; or R^a and R^b together form a 1,2-phenylene group optionally substituted by one or two methoxy groups; R^c represents (C₁₋₆) alkylene optionally substituted with a methyl or ethyl group and R^d and R^e independently represent (C₁₋₆) alkyl; R^f represents (C₁₋₆) alkyl; R^g represents hydrogen or phenyl optionally substituted by up to three groups selected from halogen, (C₁₋₆) alkyl, or (C₁₋₆) alkoxy; Q is oxygen or NH; R^h is hydrogen or (C₁₋₆) alkyl; R^i is hydrogen, (C₁₋₆) alkyl optionally substituted by halogen, (C₂₋₆) alkenyl, (C₁₋₆) alkoxycarbonyl, aryl or heteroaryl; or R^h and R^i together form (C₁₋₆) alkylene; R^j represents hydrogen, (C₁₋₆) alkyl or (C₁₋₆) alkoxycarbonyl; and R^k represents (C₁₋₈) alkyl, (C₁₋₈) alkoxy, (C₁₋₆) alkoxy(C₁₋₆)alkoxy or aryl.

Examples of suitable *in vivo* hydrolysable ester groups include, for example, acyloxy(C₁₋₆)alkyl groups such as acetoxymethyl, pivaloyloxymethyl, α -acetoxylethyl, α -pivaloyloxyethyl, 1-(cyclohexylcarbonyloxy)prop-1-yl, and (1-aminoethyl)carbonyloxymethyl; (C₁₋₆)alkoxycarbonyloxy(C₁₋₆)alkyl groups, such as ethoxycarbonyloxymethyl, α -ethoxycarbonyloxyethyl and propoxycarbonyloxyethyl; di(C₁₋₆)alkylamino(C₁₋₆)alkyl especially di(C₁₋₄)alkylamino(C₁₋₄)alkyl groups such as

dimethylaminomethyl, dimethylaminoethyl, diethylaminomethyl or diethylaminoethyl;
2-((C₁₋₆)alkoxycarbonyl)-2-(C₂₋₆)alkenyl groups such as
2-(isobutoxycarbonyl)pent-2-enyl and 2-(ethoxycarbonyl)but-2-enyl; lactone groups such
as phthalidyl and dimethoxyphthalidyl.

- 5 A further suitable pharmaceutically acceptable *in vivo* hydrolysable ester-forming group is that of the formula:

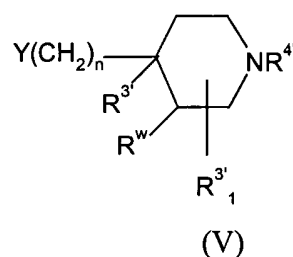
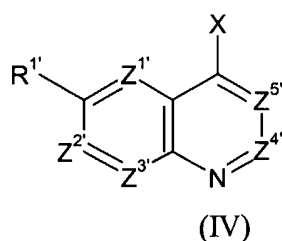


wherein R^k is hydrogen, C₁₋₆ alkyl or phenyl.

- 10 R is preferably hydrogen.

Certain of the above-mentioned compounds of formula (I) may exist in the form of optical isomers, e.g. diastereoisomers and mixtures of isomers in all ratios, e.g. racemic mixtures. The invention includes all such forms, in particular the pure isomeric forms. For examples the invention includes compound in which an A-B group CH(OH)-CH₂ is
15 in either isomeric configuration the *R*-isomer is preferred. The different isomeric forms may be separated or resolved one from the other by conventional methods, or any given isomer may be obtained by conventional synthetic methods or by stereospecific or asymmetric syntheses..

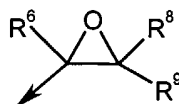
- 20 In a further aspect of the invention there is provided a process for preparing compounds of formula (I), or a pharmaceutically acceptable derivative thereof, which process comprises reacting a compound of formula (IV) with a compound of formula (V):



- 25 wherein n is as defined in formula (I); Z^{1'}, Z^{2'}, Z^{3'}, Z^{4'}, Z^{5'}, R^{1'}, R^{3'}₁ and R^{3'} are Z¹, Z², Z³, Z⁴, Z⁵, R¹, R³₁ and R³ as defined in formula (I) or groups convertible thereto and R^w is hydrogen or R^w and R^{3'} represent a bond;
and X and Y may be the following combinations:

- (i) one of X and Y is CO₂R^y and the other is CH₂CO₂R^x;
30 (ii) X is CHR⁶R⁷ and Y is C(=O)R⁹;
(iii) X is CR⁷=PR^z₃ and Y is C(=O)R⁹;

- (iv) X is $C(=O)R^7$ and Y is $CR^9=PR^Z_3$;
 (v) one of Y and X is COW and the other is $NHR^{11'}$, NCO or $NR^{11'}COW$;
 (vi) X is $NHR^{11'}$ and Y is $C(=O)R^8$ or X is $C(=O)R^6$ and Y is $NHR^{11'}$;
 (vii) X is $NHR^{11'}$ and Y is CR^8R^9W ;
 5 (viii) X is W or OH and Y is CH_2OH ;
 (ix) X is $NHR^{11'}$ and Y is SO_2W ;
 (x) one of X and Y is $(CH_2)_p-W$ and the other is $(CH_2)_qNHR^{11'}$, $(CH_2)_qOH$, $(CH_2)_qSH$ or $(CH_2)_qSCOR^X$ where $p+q=1$;
 (xi) one of X and Y is OH and the other is $-CH=N_2$;
 10 (xii) X is NCO and Y is OH or NH_2 ;
 (xiii) X is $CR^6R^7SO_2W$, $A'COW$, $CR^6=CH_2$ or oxirane and Y is $NHR^{11'}$;
 (xiv) X is W and Y is $CONHR^{11'}$ or $CONH_2$;
 (xv) X is W and Y is $-CH=CH_2$;
 (xvi) X is W and Y is $-C\equiv CH$ (followed by hydrogenation of the intermediate $-C\equiv C-$
 15 group);
 (xvii) X is $NHR^{11'}$ and together Y and R^3 are O and $n = 1$;
 in which W is a leaving group, e.g. halo, methanesulphonyloxy,
 trifluoromethanesulphonyloxy or imidazolyl; R^X and R^Y are (C_{1-6}) alkyl; R^Z is aryl or
 (C_{1-6}) alkyl; A' and $NR^{11'}$ are A and NR^{11} as defined in formula (I), or groups
 20 convertible thereto; and oxirane is:



- wherein R^6 , R^8 and R^9 are as defined in formula (I);
 and thereafter optionally or as necessary converting A' , Z^1 , Z^2 , Z^3 , Z^4 , Z^5 , R^1 , R^3 ,
 25 R^3_1 , R^4 and $NR^{11'}$ to A, Z^1 , Z^2 , Z^3 , Z^4 , Z^5 , R^1 , R^3 , R^3_1 , R^4 and $NR^{11'}$; converting
 R^3 and R^W when a bond into R^3 and hydrogen or R^3_1 ; converting A-B to other A-B,
 interconverting R^1 , R^3 , R^3_1 and/or R^4 , and/or forming a pharmaceutically acceptable
 derivative thereof.

- 30 Process variant (i) initially produces compounds of formula (I) wherein A-B is
 CO- CH_2 or CH_2 -CO.

Process variant (ii) initially produces compounds of formula (I) wherein A-B is
 CR^6R^7 - CR^9OH .

- Process variant (iii) and (iv) initially produce compounds of formula (I) wherein
 35 A-B is $CR^7=CR^9$.

Process variant (v) initially produces compounds of formula (I) where A-B is CO-NR¹¹ or NR¹¹-CO.

Process variant (vi) initially produces compounds of formula (I) wherein A-B is NR¹¹-CHR⁸. or CHR⁶-NHR¹¹.

5 Process variant (vii) initially produces compounds of formula (I) wherein A-B is NR^{11'}-CR⁸R⁹.

Process variant (viii) initially produces compounds of formula (I) wherein A-B is O-CH₂.

Process variant (ix) initially produces compounds where AB is NR¹¹SO₂.

10 Process variant (x) initially produces compounds of formula (I) wherein one of A and B is CH₂ and the other is NHR¹¹, O or S.

Process variant (xi) initially produces compounds of formula (I) wherein A-B is OCH₂ or CH₂O.

15 Process variant (xii) initially produces compounds where AB is NH-CO-NH or NH-CO-O.

Process variant (xiii) initially produces compounds where n is 0 and AB is CR⁶R⁷SO₂NR¹¹, A'-CONR¹¹ or CR⁶R⁷CR⁸R⁹NR¹¹.

Process variant (xiv) initially produces compounds of formula (I) where A-B is NR^{11'}-CO or NH-CO-O.

20 Process variants (xv) and (xvi) initially produce compounds of formula (I) where A-B is -CH=CH- or -C≡C-, which may be hydrogenated to -CH=CH- or -CH₂CH₂-.

Process variant (xvii) initially produces compounds of formula (I) where A-B is NR^{11'}-CH₂.

25 In process variants (v) and (xiii) (second variant) the reaction is a standard amide or urea formation reaction involving e.g.:

1. Activation of a carboxylic acid (e.g. to an acid chloride, mixed anhydride, active ester, O-acyl-isourea or other species), and treatment with an amine (Ogliaruso, M.A.; Wolfe, J.F. in *The Chemistry of Functional Groups (Ed. Patai, S.) Suppl. B: The Chemistry of Acid Derivatives, Pt. 1* (John Wiley and Sons, 1979), pp 442-8; Beckwith, A.L.J. in *The Chemistry of Functional Groups (Ed. Patai, S.) Suppl. B: The Chemistry of Amides (Ed. Zabricky, J.)* (John Wiley and Sons, 1970), p 73 ff. The acid and amine are preferably reacted in the presence of an activating agent such as 1-(dimethylaminopropyl)-3-ethylcarbodiimide hydrochloride (EDC) or 1-hydroxybenzotriazole (HOBT) or O-(7-azabenzotriazol-1-yl)-N,N,N',N'-tetramethyluronium hexafluorophosphate (HATU); or
- 30 2. The specific methods of:
 - a. *in situ* conversion of an acid into the amine component by a modified Curtius reaction procedure (Shioiri, T., Murata, M., Hamada, Y., *Chem. Pharm. Bull.* 1987, 35, 2698)

b. *in situ* conversion of the acid component into the acid chloride under neutral conditions (Villeneuve, G. B.; Chan, T. H., *Tetrahedron. Lett.* 1997, 38, 6489).

A' may be, for example, protected hydroxymethylene.

5 The process variant (xiii) (third variant) is a standard addition reaction using methods well known to those skilled in the art. The process is preferably carried out in a polar organic solvent e.g. acetonitrile in the presence of an organic base e.g. triethylamine.

10 In process variant (xiii) (fourth variant) the coupling may be effected in acetonitrile at room temperature in the presence of one equivalent of lithium perchlorate as catalyst (general method of J.E. Chateaneuf *et al*, *J. Org. Chem.*, 56, 5939-5942, 1991) or more preferably with ytterbium triflate in dichloromethane. In some cases an elevated temperature such as 40 – 70 °C may be beneficial. Alternatively, the compound of formula (V) may be treated with a base, such as one equivalent of butyl lithium, and the resulting salt reacted with the oxirane in an inert solvent such as tetrahydrofuran, 15 preferably at an elevated temperature such as 80°C. Use of a chiral epoxide will afford single diastereomers. Alternatively, mixtures of diastereomers may be separated by preparative HPLC or by conventional resolution through crystallisation of salts formed from chiral acids.

20 The process variant (xii) is a standard urea or carbamate formation reaction from the reaction of an isocyanate with an amine or alcohol and is conducted by methods well known to those skilled in the art (for example see March, J; *Advanced Organic Chemistry, Edition 3* (John Wiley and Sons, 1985), p802-3). The process is preferably carried out in a polar solvent such as N,N-dimethylformamide.

25 In process variant (i) the process is two step: firstly a condensation using a base, preferably sodium hydride or alkoxide, sodamide, alkyl lithium or lithium dialkylamide, preferably in an aprotic solvent e.g. ether, THF or benzene; secondly, hydrolysis using an inorganic acid, preferably HCl in aqueous organic solvent at 0-100°C. Analogous routes are described in DE330945, EP31753, EP53964 and H. Sargent, *J. Am. Chem. Soc.* **68**, 2688-2692 (1946). Similar Claisen methodology is described in Soszko *et. al.*, 30 *Pr.Kom.Mat. Przyr.Poznan.Tow.Przyj.Nauk.*, (1962), 10, 15.

In process variant (ii) the reaction is carried out in the presence of a base, preferably organometallic or metal hydride e.g. NaH, lithium diisopropylamide or NaOEt, preferably in an aprotic solvent, preferably THF, ether or benzene at -78 to 25°C (analogous process in Gutswiller *et al.* (1978) *J. Am. Chem. Soc.* **100**, 576).

35 In process variants (iii) and (iv) if a base is used it is preferably NaH, KH, an alkyl lithium e.g. BuLi, a metal alkoxide e.g. NaOEt, sodamide or lithium dialkylamide e.g. di-

isopropylamide. An analogous method is described in US 3989691 and M.Gates et. al. (1970) J. Amer.Chem.Soc., 92, 205, as well as Taylor et al. (1972) JACS 94, 6218.

In process variant (vi) the reaction is a standard reductive alkylation using, e.g., sodium borohydride or sodium triacetoxyborohydride (Gribble, G. W. in *Encyclopedia of Reagents for Organic Synthesis* (Ed. Paquette, L. A.) (John Wiley and Sons, 1995), p 4649).

The process variant (vii) is a standard alkylation reaction well known to those skilled in the art, for example where an alcohol or amine is treated with an alkyl halide in the presence of a base (for example see March, J; *Advanced Organic Chemistry, Edition 3* (John Wiley and Sons, 1985), p364-366 and p342-343). The process is preferably carried out in a polar solvent such as N,N-dimethylformamide

In process variant (xiii) (first variant) the reaction is a standard sulphonamide formation reaction well known to those skilled in the art. This may be e.g. the reaction of a sulphonyl halide with an amine.

In process variant (viii) where X is W such as halogen, methanesulphonyloxy or trifluoromethanesulphonyloxy, the hydroxy group in Y is preferably converted to an OM group where M is an alkali metal by treatment of an alcohol with a base. The base is preferably inorganic such as NaH, lithium diisopropylamide or sodium. Where X is OH, the hydroxy group in Y is activated under Mitsunobu conditions (Fletcher et.al. J Chem Soc. (1995), 623). Alternatively the X=O and Y=CH₂OH groups can be reacted directly by activation with 1,3-dicyclohexylcarbodiimide (DCC) (Chem. Berichte 1962, 95, 2997 or Angewante Chemie 1963 75, 377).

In process variant (ix) the reaction is conducted in the presence of an organic base such as triethylamine or pyridine such as described by Fuhrman et.al., J. Amer. Chem. Soc.; 67, 1245, 1945. The X=NR¹¹ or Y=SO₂W intermediates can be formed from the requisite amine e.g. by reaction with SO₂Cl₂ analogously to the procedure described by the same authors Fuhrman et.al., J. Amer. Chem. Soc.; 67, 1245, 1945.

In process variant (x) where one of X and Y contains NHR¹¹ the leaving group W is halogen and the reaction is a standard amine formation reaction such as direct alkylation described in (Malpass, J. R., in *Comprehensive Organic Chemistry*, Vol. 2 (Ed. Sutherland, I. O.), p 4 ff.) or aromatic nucleophilic displacement reactions (see references cited in *Comprehensive Organic Chemistry*, Vol. 6, p 946-947 (reaction index); Smith, D. M. in *Comprehensive Organic Chemistry*, Vol. 4 (Ed. Sammes, P. G.) p 20 ff.). This is analogous to the methods described in GB 1177849.

In process variant (x) where one of X and Y contains OH or SH, this is preferably converted to an OM or SM group where M is an alkali metal by treatment of an alcohol, thiol or thioacetate with a base. The base is preferably inorganic such as NaH, lithium

diisopropylamide or sodium, or, for SH, metal alkoxide such as sodium methoxide. The X/Y group containing the thioacetate SCOR^X is prepared by treatment of an alcohol or alkyl halide with thioacetic acid or a salt thereof under Mitsunobu conditions. The leaving group V is a halogen. The reaction may be carried out as described in Chapman et.al., J. Chem Soc., (1956), 1563, Gilligan et. al., J. Med. Chem., (1992), **35**, 4344, Aloup et. al., J. Med. Chem. (1987), **30**, 24, Gilman et al., J.A.C.S. (1949), **71**, 3667 and Clinton et al., J.A.C.S. (1948), **70**, 491, Barluenga et al., J. Org. Chem. (1987) **52**, 5190. Alternatively where X is OH and Y is CH₂W, W is a hydroxy group activated under Mitsunobu conditions (Fletcher et.al. J Chem Soc. (1995), 623).

10 In process variant (xi) the reaction is as described in den Hertzog et. al., *recl.Trav. Chim. Pays-Bas*, (1950), **69**, 700.

In process variant (xiv) the leaving group W is preferably chloro or trifluoromethylsulphonyl and the reaction is the palladium catalysed process known as the "Buchwald" reaction (J. Yin and S. L. Buchwald, *Org.Lett.*, 2000, 2, 1101).

15 In process variant (xv) the leaving group W is preferably trifluoromethylsulphonyl and the reaction is known as the "Heck" reaction (Heck, *Comp. Org. Syn.* Vol 4 Ch4.3 p.833).

In process variant (xvi) coupling of the acetylene compound (V) with the compound (IV), where the leaving group X is preferably trifluoromethylsulphonyl or
20 halide, is accomplished using standard Pd-mediated chemistry, for example using Pd(Ph₃P)₂Cl₂ as the catalyst along with the addition of CuI in a mixture of triethylamine and dimethylformamide. Hydrogenation of the intermediate -C≡C- group is carried out conventionally over a suitable catalyst eg Pd/C, either partially to -CH=CH- or fully to -CH₂-CH₂-.

25 In process variant (xvii) the amine X is NHR^{11'} is deprotonated with a strong base such as sodium hydride or potassium tert-butoxide followed by reaction with an oxirane (V), where Y and R³ together are oxygen and n = 1.

Reduction of a carbonyl group A or B to CHOH can be readily accomplished using reducing agents well known to those skilled in the art, e.g. sodium borohydride in
30 aqueous ethanol or lithium aluminium hydride in ethereal solution. This is analogous to methods described in EP53964, US384556 and J. Gutzwiller *et al*, *J. Amer. Chem. Soc.*, 1978, **100**, 576.

The carbonyl group A or B may be reduced to CH₂ by treatment with a reducing agent such as hydrazine in ethylene glycol, at e.g. 130-160°C, in the presence of
35 potassium hydroxide.

Reaction of a carbonyl group A or B with an organometallic reagent yields a group where R⁶ or R⁸ is OH and R⁷ or R⁹ is alkyl.

A hydroxy group on A or B may be oxidised to a carbonyl group by oxidants well known to those skilled in the art, for example, manganese dioxide, pyridinium chlorochromate or pyridinium dichromate.

5 A hydroxyalkyl A-B group $\text{CHR}^7\text{CR}^9\text{OH}$ or $\text{CR}^7(\text{OH})\text{CHR}^9$ may be dehydrated to give the group $\text{CR}^7=\text{CR}^9$ by treatment with an acid anhydride such as acetic anhydride.

Methods for conversion of $\text{CR}^7=\text{CR}^9$ by reduction to CHR^7CHR^9 are well known to those skilled in the art, for example using hydrogenation over palladium on carbon as catalyst. Methods for conversion of $\text{CR}^7=\text{CR}^9$ to give the A-B group $\text{CR}^7(\text{OH})\text{CHR}^9$ or $\text{CHR}^7\text{CR}^9\text{OH}$ are well known to those skilled in the art for example
10 by epoxidation and subsequent reduction by metal hydrides, hydration, hydroboration or oxymercuration.

An amide carbonyl group may be reduced to the corresponding amine using a reducing agent such as lithium aluminium hydride.

A hydroxy group in A or B may be converted to azido by activation and
15 displacement e.g. under Mitsunobu conditions using hydrazoic acid or by treatment with diphenylphosphorylazide and base, and the azido group in turn may be reduced to amino by hydrogenation.

Examples of groups $\text{Z}^{1'}$, $\text{Z}^{2'}$, $\text{Z}^{3'}$, $\text{Z}^{4'}$, $\text{Z}^{5'}$, are $\text{CR}^{1a'}$ where $\text{R}^{1a'}$ is a group convertible to R^{1a} . $\text{Z}^{1'}$, $\text{Z}^{2'}$, $\text{Z}^{3'}$, $\text{Z}^{4'}$ and $\text{Z}^{5'}$ are preferably Z^1 , Z^2 , Z^3 , Z^4 and Z^5 .

20 $\text{R}^{1a'}$ and $\text{R}^{1'}$ are preferably R^{1a} and R^1 . $\text{R}^{1'}$ is preferably methoxy. $\text{R}^{3'}$ is preferably R^3 or with R^w is a bond, $\text{R}^{3'1}$ is R^3_1 or more preferably hydrogen, vinyl, alkoxycarbonyl or carboxy. $\text{R}^{4'}$ is R^4 or more preferably H or an N-protecting group such as t-butoxycarbonyl, benzyloxycarbonyl or 9-fluorenylmethyloxycarbonyl.

Conversions of $\text{R}^{1a'}$, $\text{R}^{1'}$, $\text{R}^{3'}$ and $\text{R}^{4'}$ and interconversions of R^{1a} , R^1 , R^3_1 , R^3
25 and R^4 are conventional. In compounds which contain an optionally substituted hydroxy group, suitable conventional hydroxy protecting groups which may be removed without disrupting the remainder of the molecule include acyl and alkylsilyl groups. N protecting groups are removed by conventional methods.

For example $\text{R}^{1'}$ methoxy is convertible to $\text{R}^{1'}$ hydroxy by treatment with lithium
30 and diphenylphosphine (general method described in Ireland et. al. (1973) J.Amer.Chem.Soc., 7829) or HBr. Alkylation of the hydroxy group with a suitable alkyl derivative bearing a leaving group such as halide and a protected amino, piperidyl, amidino or guanidino group or group convertible thereto, yields, after conversion/deprotection, R^1 alkoxy substituted by optionally N-substituted amino,
35 piperidyl, guanidino or amidino.

R^3 or R^3_1 alkenyl is convertible to hydroxyalkyl by hydroboration using a suitable reagent such as 9-borabicyclo[3.3.1]nonane, epoxidation and reduction or oxymercuration.

5 R^3 or R^3_1 1,2-dihydroxyalkyl can be prepared from $R^{3'}$ alkenyl using osmium tetroxide or other reagents well known to those skilled in the art (see *Advanced Organic Chemistry (Ed. March, J.)* (John Wiley and Sons, 1985), p 732-737 and refs. cited therein) or epoxidation followed by hydrolysis (see *Advanced Organic Chemistry (Ed. March, J.)* (John Wiley and Sons, 1985), p 332,333 and refs. cited therein).

10 R^3 or R^3_1 vinyl can be chain extended by standard homologation e.g by conversion to hydroxyethyl followed by oxidation to the aldehyde which is then subjected to a Wittig reaction.

Opening an epoxide $R^{3'}$ or $R^{3'}_1$ group with cyanide anion yields a $CH(OH)-CH_2CN$ group.

15 Opening an epoxide-containing $R^{3'}$ or $R^{3'}_1$ group with azide anion yields an α -hydroxy azide derivative which can be reduced to the α -hydroxy amine. Conversion of the α -hydroxy amine to a carbamate is followed by ring closure with base to give the 2-oxo-oxazolidinyl containing R^3 or R^3_1 group.

20 Substituents on R^3 or R^3_1 alkyl or alkenyl may be interconverted by conventional methods, for example hydroxy may be derivatised by esterification, acylation or etherification. Hydroxy groups may be converted to halogen, thiol, alkylthio, azido, alkylcarbonyl, amino, aminocarbonyl, oxo, alkylsulphonyl, alkenylsulphonyl or aminosulphonyl by conversion to a leaving group and substitution by the required group, hydrolysis or oxidation as appropriate or reaction with an activated acid, isocyanate or alkoxyisocyanate. Primary and secondary hydroxy groups can be oxidised to an aldehyde
25 or ketone respectively and alkylated with a suitable agent such as an organometallic reagent to give a secondary or tertiary alcohol as appropriate. A carboxylate group may be converted to an hydroxymethyl group by reduction of an ester of this acid with a suitable reducing agent such as lithium aluminium hydride.

30 Substituted 2-oxo-oxazolidinyl containing R^3 or R^3_1 groups may be prepared from the corresponding aldehyde by conventional reaction with a glycine anion equivalent, followed by cyclisation of the resulting amino alcohol (M Grauert et al, *Ann Chem* (1985) 1817, Rozenberg et al, *Angew Chem Int Ed Engl* (1994) 33(1) 91). The resulting 2-oxo-oxazolidinyl group contains a carboxy group which can be converted to other R^{10} groups by standard procedures.

35 Carboxy groups within R^3 or R^3_1 may be prepared by Jones' oxidation of the corresponding alcohols CH_2OH using chromic acid and sulphuric acid in water/methanol (E.R.H. Jones et al, *J.C.S.* 1946,39). Other oxidising agents may be used for this

transformation such as sodium periodate catalysed by ruthenium trichloride (G.F.Tutwiler *et al*, J.Med.Chem., 1987, 30(6), 1094), chromium trioxide-pyridine (G. Just *et al*, Synth. Commun. 1979, 9(7), 613), potassium permanganate (D.E.Reedich *et al*, J. Org. Chem., 1985, 50(19), 3535, and pyridinium chlorochromate (D. Askin *et al*, Tetrahedron Letters, 1988, 29(3), 277.

The carboxy group may alternatively be formed in a two stage process, with an initial oxidation of the alcohol to the corresponding aldehyde using for instance dimethyl sulphoxide activated with oxalyl chloride (N.Cohen *et al*, J. Am. Chem. Soc., 1983, 105, 3661) or dicyclohexylcarbodiimide (R.M.Wengler, Angew. Chim. Int. Ed. Eng., 1985, 24(2), 77), or oxidation with tetrapropylammonium perruthenate (Ley *et al*, J. Chem.Soc. Chem Commun., 1987, 1625). The aldehyde may then be separately oxidised to the corresponding acid using oxidising agents such as silver (II) oxide (R.Grigg *et al*, J. Chem. Soc. Perkin1, 1983, 1929), potassium permanganate (A.Zurcher, Helv. Chim. Acta., 1987, 70 (7), 1937), sodium periodate catalysed by ruthenium trichloride (T.Sakata *et al*, Bull. Chem. Soc. Jpn., 1988, 61(6), 2025), pyridinium chlorochromate (R.S.Reddy *et al*, Synth. Commun., 1988, 18(51), 545) or chromium trioxide (R.M.Coates *et al*, J. Am. Chem. Soc., 1982, 104, 2198).

An R^3 or R^3_1 CO_2H group may also be prepared from oxidative cleavage of the corresponding diol, $CH(OH)CH_2OH$, using sodium periodate catalysed by ruthenium trichloride with an acetonitrile-carbontetrachloride-water solvent system (V.S.Martin *et al*, Tetrahedron Letters, 1988, 29(22), 2701).

R^3 or R^3_1 groups containing a cyano or carboxy group may also be prepared by conversion of an alcohol to a suitable leaving group such as the corresponding tosylate by reaction with para-toluenesulphonyl chloride (M.R.Bell, J. Med. Chem., 1970, 13, 389), or the iodide using triphenylphosphine, iodine, and imidazole (G. Lange, Synth. Commun., 1990, 20, 1473). The second stage is the displacement of the leaving group with cyanide anion (L.A.Paquette *et al*, J. Org. Chem., 1979, 44 (25), 4603; P.A.Grieco *et al*, J. Org. Chem., 1988, 53 (16), 3658). Finally acidic hydrolysis of the nitrile group gives the desired acids (H.Rosemeyer *et al*, Heterocycles, 1985, 23 (10), 2669). The hydrolysis may also be carried out with base e.g. potassium hydroxide (H.Rapoport, J. Org. Chem., 1958, 23, 248) or enzymatically (T. Beard *et al*, Tetrahedron Asymmetry, 1993, 4 (6), 1085).

R^3 fluoro groups may be prepared from the compound where R^3 is hydroxy by reaction with a fluorodeoxygenating reagent such as DAST (diethylaminosulfur trifluoride).

Other functional groups in R^3 or R^3_1 may be obtained by conventional conversions of carboxy or cyano groups.

Tetrazoles are conveniently prepared by reaction of sodium azide with the cyano group (e.g. F. Thomas et al, Bioorg. Med. Chem. Lett., 1996, 6 (6), 631; K.Kubo et al, J. Med. Chem., 1993, 36,2182) or by reaction of azidotri-n-butyl stannane with the cyano group followed by acidic hydrolysis (P.L.Ornstein, J. Org. Chem., 1994, 59, 7682 and J. Med. Chem., 1996, 39 (11), 2219).

The 3-hydroxy-3-cyclobutene-1,2-dione-4-yl group (e.g. R.M.Soll, Bioorg. Med. Chem. Lett., 1993, 3 (4), 757 and W. A. Kinney, J. Med. Chem., 1992, 35 (25), 4720) can be prepared by the following sequence:- (1) a compound where R³ is (CH₂)_nCHO (n = 0,1,2) is treated with triethylamine, carbon tetrabromide/triphenylphosphine to give initially (CH₂)_nCH=CBr₂; (2) dehydrobromination of this intermediate to give the corresponding bromoethyne derivative (CH₂)_nC≡CBr (for this 2 stage sequence see D. Grandjean et al, Tetrahedron Letters, 1994, 35 (21), 3529); (3) palladium-catalysed coupling of the bromoethyne with 4-(1-methylethoxy)-3-(tri-n-butylstannyl)cyclobut-3-ene-1,2-dione (Liebeskind et al, J. Org. Chem., 1990, 55, 5359); (4) reduction of the ethyne moiety to -CH₂CH₂- under standard conditions of hydrogen and palladium on charcoal catalysis(see Howard et al, Tetrahedron, 1980, 36, 171); and finally (4) acidic hydrolysis of the methylethoxyester to generate the corresponding 3-hydroxy-3-cyclobutene-1,2-dione group (R.M.Soll, Bioorg. Med. Chem. Lett., 1993, 3 (4), 757).

The tetrazol-5-ylaminocarbonyl group may be prepared from the corresponding carboxylic acid and 2-aminotetrazole by dehydration with standard peptide coupling agents such as 1,1'-carbonyldiimidazole (P. L. Ornstein et al, J. Med Chem, 1996, 39 (11), 2232).

The alkyl- and alkenyl-sulphonylcarboxamides are similarly prepared from the corresponding carboxylic acid and the alkyl- or alkenyl-sulphonamide by dehydration with standard peptide coupling agents such as 1,1'-carbonyldiimidazole (P. L. Ornstein et al, J.Med.Chem., 1996, 39 (11), 2232).

The hydroxamic acid groups are prepared from the corresponding acids by standard amide coupling reactions eg N. R. Patel et al, Tetrahedron, 1987, 43 (22), 5375

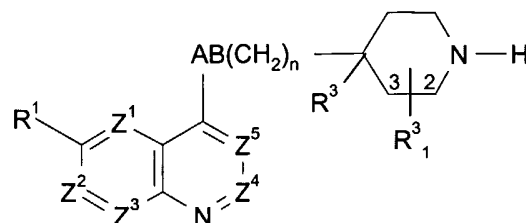
2,4-thiazolidinedione groups may prepared from the aldehydes by condensation with 2,4-thiazolidinedione and subsequent removal of the olefinic double bond by hydrogenation.

The preparation of 5-oxo-1,2,4-oxadiazoles from nitriles is described by Y.Kohara et al, Bioorg. Med. Chem. Lett., 1995, 5(17), 1903.

1,2,4-triazol-5-yl groups may be prepared from the corresponding nitrile by reaction with an alcohol under acid conditions followed by reaction with hydrazine and then an R¹⁰-substituted activated carboxylic acid (see JB Polya in 'Comprehensive

Heterocyclic Chemistry' Edition 1 p762, Ed AR Katritzky and CW Rees, Pergamon Press, Oxford 1984 and J.J. Ares et al, J. Heterocyclic Chem., 1991, 28(5), 1197).

Novel intermediates of formula (VI):



5 where the variables are as defined in formula (I), also form part of the invention.

The piperidine NH is converted to NR⁴ by conventional means such as amide or sulphonamide formation, or by alkylation, for example by reaction with a vinyl derivative and heating in an alcohol such as ethanol containing an acid such as acetic acid, with an alkyl halide or other reactive alkyl derivative in the presence of base, acylation/reduction or reductive alkylation with an aldehyde. For example where R⁴ is a group -U-V-R⁵₂ an acyl derivative R⁵₂V'CO₂W or R⁵₂V'SO₂W, may be used for compounds where U is CO or SO₂ or, where U and V are CH₂, by reaction with a vinyl derivative R⁵₂-CH=CH₂, for example by heating in an alcohol such as ethanol containing an acid such as acetic acid, alkylation with an alkyl halide R⁵₂-V'-CH₂-halide or alkyl derivative R⁵₂-V'-CH₂-W in the presence of base, acylation/reduction or reductive alkylation with an aldehyde R⁵-V'-CHO where V' is V or a group convertible thereto such as a dimethyl acetal or 1,3-dithiane. Such groups are deprotected by conventional means eg dimethyl acetal by hydrolysis using dilute acid in tetrahydrofuran, and 1,3-dithiane using HgCl₂ in aqueous acetonitrile (Marshall J. A. et al., J. Org. Chem. 34, 4188 (1969) or AgNO₂ and I₂ in tetrahydrofuran (Nishide K. et al., Heterocycles 44(1) 393 (1997)).

Where V is a group CR¹⁷R¹⁸ and R¹⁸ is H this may be obtained by reduction of a V = CO group followed by derivatisation of the resulting R¹⁷ = OH group as necessary.

Where R⁴ is -CH₂R⁵₁ it may be introduced by alkylation with an alkyl halide or other alkyl derivative R₄-W in the presence of base, acylation/reduction or reductive alkylation with an aldehyde.

Where R⁴ is a group -U^a-X^{1a}-X^{2a}-X^{3a}-X^{4a} other examples of R⁴ convertible to R⁴ include N-protecting groups and -U^a-CH₂-CO₂H which may be reacted with an amine X^{4a}-NH₂ in the presence of a coupling agent such as 1-(3-dimethylaminopropyl)-3-ethylcarbodiimide (EDC) to give R⁴ = -U^a-CH₂-CO-NH-X^{4a}. This reaction may be carried out on the compound of formula (V) or after coupling (IV) and (V). An oxiranylmethyl group may be introduced by reaction with epichlorohydrin, and the resulting oxirane opened with a suitable amine X^{4a}-NH₂ to give an R⁴ group of the form -CH₂-CH(OH)-CH₂-NH-X^{4a}. Cyclisation of the hydroxy and amino (R^{14a} and R^{13a})

groups may be effected with phosgene in base. R^4 groups of the form $-\text{CH}_2\text{-CH}_2\text{-NH-X}^{3a}\text{-X}^{4a}$ may be introduced by alkylation of the piperidine NH. A flexible synthesis involves the introduction of an intermediate group $-\text{CH}_2\text{-CH}_2\text{-NH}_2$ by treatment with a 2-haloethylcarbamic acid ester followed by reduction. The intermediate group can then
5 be acylated or alkylated as required to introduce the $-\text{X}^{3a}\text{-X}^{4a}$ group. R^4 groups where X^{3a} is O may be prepared from the X^{4a} -oxirane reacted with an $R^{4'}$ $\text{CH}_2\text{CH}_2\text{OH}$ group in the presence of lithium perchlorate.

Interconversion of substituents on the aromatic group X^{4a} may be carried out conventionally at any appropriate point in the synthesis. For example pyridine may be
10 oxidised to the the N-oxide with and oxidising agent such as meta-chloroperbenzoic acid, hydrogen peroxide or t-butyl hydroperoxide after protection of any other nitrogen atoms. N-oxides may be rearranged in trifluoroacetic acid to give the hydroxypyridines.

A group V' is CO may be converted to an oxime or oxime derivative C=NOR^{19} by reaction with hydroxylamine or substituted hydroxylamine $\text{NH}_2\text{OR}^{19}$ by heating in
15 the presence of sodium acetate, for instance in an alcohol solvent such as methanol. The E- and Z-oximes may be separated by crystallisation or by conventional chromatography.

Where one of R^3 and R^6 , R^7 , R^8 or R^9 contains a carboxy group and the other contains a hydroxy or amino group they may together form a cyclic ester or amide linkage. This linkage may form spontaneously during coupling of the compounds of
20 formulae (IV) and (V) or in the presence of standard peptide coupling agents.

It will be appreciated that under certain circumstances interconversions may interfere, for example, hydroxy groups in A or B and the piperidine NH will require protection e.g. as a carboxy- or silyl-ester group for hydroxy and as an acyl derivative for nitrogen, during conversion of $R^{1a'}$, $R^{1'}$, $R^{2'}$, $R^{3'}$ $R^{3'1}$ or $R^{4'}$, or during the coupling of
25 the compounds of formulae (IV) and (V).

Compounds of formulae (IV) and (V) are known compounds, (see for example Smith *et al*, *J. Amer. Chem. Soc.*, 1946, 68, 1301) or prepared analogously, see for example the references cited above.

Compounds of formula (IV) where X is $\text{CR}^6\text{R}^7\text{SO}_2\text{W}$ may be prepared by a route
30 analogous to that of Ahmed El Hadri *et al*, *J. Heterocyclic Chem.*, 1993, 30(3), 631. Thus compounds of formula (IV) where X is $\text{CH}_2\text{SO}_2\text{OH}$ may be prepared by reacting the corresponding 4-methyl compound with N-bromosuccinimide, followed by treatment with sodium sulfite. The leaving group W may be converted to another leaving group W, e.g. a halogen group, by conventional methods.

35 The isocyanate of formula (IV) may be prepared conventionally from a 4-amino derivative such as 4-amino-quinoline, and phosgene, or phosgene equivalent (eg triphosgene) or it may be prepared more conveniently from a 4-carboxylic acid by a "one-

pot" Curtius Reaction with diphenyl phosphoryl azide (DPPA) [see T. Shiori et al. *Chem. Pharm. Bull.* **35**, 2698-2704 (1987)].

The 4-amino derivatives are commercially available or may be prepared by conventional procedures from a corresponding 4-chloro or 4-trifluoromethanesulphonate derivative by treatment with ammonia (O.G. Backeberg et. al., *J. Chem Soc.*, 381, 1942) or propylamine hydrochloride (R. Radinov et. al., *Synthesis*, 886, 1986).

4-Alkenyl compounds of formula (IV) may be prepared by conventional procedures from a corresponding 4-halogeno-derivative by e.g. a Heck synthesis as described in e.g. *Organic Reactions*, 1982, 27, 345.

4-Halogeno derivatives of compounds of formula (IV) are commercially available, or may be prepared by methods known to those skilled in the art. A 4-chloroquinoline is prepared from the corresponding quinolin-4-one by reaction with phosphorus oxychloride (POCl_3) or phosphorus pentachloride, PCl_5 . A 4-chloroquinazoline is prepared from the corresponding quinazolin-4-one by reaction with phosphorus oxychloride (POCl_3) or phosphorus pentachloride, PCl_5 . A quinazolinone and quinazolines may be prepared by standard routes as described by T.A. Williamson in *Heterocyclic Compounds*, 6, 324 (1957) Ed. R.C. Elderfield.

Activated carboxy derivatives $\text{X}=\text{A}'\text{COW}$ of formula (IV) may be prepared from $\text{X}=\text{A}'\text{CO}_2\text{H}$ derivatives in turn prepared from CO_2H derivatives by conventional methods such as homologation.

4-Carboxy derivatives of compounds of formula (IV) are commercially available or may be prepared by conventional procedures for preparation of carboxy heteroaromatics well known to those skilled in the art. For example, quinazolines may be prepared by standard routes as described by T.A. Williamson in *Heterocyclic Compounds*, 6, 324 (1957) Ed. R.C. Elderfield. These 4-carboxy derivatives may be activated by conventional means, e.g. by conversion to an acyl halide or anhydride.

4-Carboxy derivatives such as esters may be reduced to hydroxymethyl derivatives with for example lithium aluminium hydride. Reaction with mesyl chloride and triethylamine would give the mesylate derivative. A diazo compound (X is $-\text{CH}=\text{N}_2$) may be prepared from the 4-carboxaldehyde via the tosyl hydrazone. The 4-carboxaldehyde may be obtained from the acid by standard procedures well known to those skilled in the art.

A 4-oxirane derivative of compounds of formula (IV) is conveniently prepared from the 4-carboxylic acid by first conversion to the acid chloride with oxalyl chloride and then reaction with trimethylsilyldiazomethane to give the diazoketone derivative. Subsequent reaction with 5M hydrochloric acid gives the chloromethylketone. Reduction with sodium borohydride in aqueous methanol gives the chlorohydrin which undergoes

ring closure to afford the epoxide on treatment with base, e.g. potassium hydroxide in ethanol-tetrahydrofuran.

Alternatively and preferably, 4-oxirane derivatives can be prepared from bromomethyl ketones which can be obtained from 4-hydroxy compounds by other routes well known to those skilled in the art. For example, hydroxy compounds can be converted to the corresponding 4-trifluoromethanesulphonates by reaction with trifluoromethanesulphonic anhydride under standard conditions (see K. Ritter, *Synthesis*, 1993, 735). Conversion into the corresponding butyloxyvinyl ethers can be achieved by a Heck reaction with butyl vinyl ether under palladium catalysis according to the procedure of W. Cabri *et al*, *J. Org. Chem.*, 1992, **57** (5), 1481. (Alternatively, the equivalent intermediates can be attained by Stille coupling of the trifluoromethanesulphonates or the analogous chloro derivatives with (1-ethoxyvinyl)tributyl tin (T. R. Kelly, *J. Org. Chem.*, 1996, **61**, 4623).) The alkyloxyvinyl ethers are then converted into the corresponding bromomethylketones by treatment with N-bromosuccinimide in aqueous tetrahydrofuran in a similar manner to the procedures of J. F. W. Keana, *J. Org. Chem.*, 1983, **48**, 3621 and T. R. Kelly, *J. Org. Chem.*, 1996, **61**, 4623.

The 4-hydroxyderivatives can be prepared from an aminoaromatic by reaction with methylpropiolate and subsequent cyclisation, analogous to the method described in N. E. Heindel *et al*, *J. Het. Chem.*, 1969, **6**, 77. For example, 5-amino-2-methoxy pyridine can be converted to 4-hydroxy-6-methoxy-[1,5]naphthyridine using this method.

If a chiral reducing agent such as (+) or (-)-B-chlorodiisopinocampheylborane ['DIP-chloride'] is substituted for sodium borohydride, the prochiral chloromethylketone is converted into the chiral chlorohydrin with ee values generally 85-95% [see C. Bolm *et al*, *Chem. Ber.* **125**, 1169-1190, (1992)]. Recrystallisation of the chiral epoxide gives material in the mother liquor with enhanced optical purity (typically ee 95%).

The (*R*)-epoxide, when reacted with an amine derivative gives ethanolamine compounds as single diastereomers with (*R*)-stereochemistry at the benzylic position.

Alternatively, the epoxide may be prepared from the 4-carboxaldehyde by a Wittig approach using trimethylsulfonium iodide [see G.A. Epling and K-Y Lin, *J. Het. Chem.*, 1987, **24**, 853-857], or by epoxidation of a 4-vinyl derivative.

Pyridazines may be prepared by routes analogous to those described in *Comprehensive Heterocyclic Chemistry*, Volume 3, Ed A.J. Boulton and A. McKillop and naphthyridines may be prepared by routes analogous to those described in *Comprehensive Heterocyclic Chemistry*, Volume 2, Ed A.J. Boulton and A. McKillop.

4-Hydroxy-1,5-naphthyridines can be prepared from 3-aminopyridine derivatives by reaction with diethyl ethoxymethylene malonate to produce the 4-hydroxy-3-carboxylic acid ester derivative with subsequent hydrolysis to the acid, followed by

thermal decarboxylation in quinoline (as for example described for 4-Hydroxy-[1,5]naphthyridine-3-carboxylic acid, J. T. Adams *et al.*, *J. Amer. Chem. Soc.*, 1946, **68**, 1317). A 4-hydroxy-[1,5]naphthyridine can be converted to the 4-chloro derivative by heating in phosphorus oxychloride, or to the 4-methanesulphonyloxy or 4-

5 trifluoromethanesulphonyloxy derivative by reaction with methanesulphonyl chloride or trifluoromethanesulphonic anhydride, respectively, in the presence of an organic base. A 4-amino 1,5-naphthyridine can be obtained from the 4-chloro, 4-methanesulphonyloxy or 4-trifluoromethanesulphonyloxy derivative by reaction with n-propylamine in pyridine.

Similarly, 6-methoxy-1,5-naphthyridine derivatives can be prepared from 3-
10 amino-6-methoxypyridine.

1,5-Naphthyridines may be prepared by other methods well known to those skilled in the art (for examples see P.A. Lowe in "Comprehensive Heterocyclic Chemistry" Volume 2, p581-627, Ed A.R. Katritzky and C.W. Rees, Pergamon Press, Oxford, 1984).

The 4-hydroxy and 4-amino-cinnolines may be prepared following methods well
15 known to those skilled in the art [see A.R. Osborn and K. Schofield, *J. Chem. Soc.* 2100 (1955)]. For example, a 2-aminoacetophenone is diazotised with sodium nitrite and acid to produce the 4-hydroxycinnoline with conversion to chloro and amino derivatives as described for 1,5-naphthyridines.

The compounds of formula (V) are either commercially available or may be
20 prepared by conventional methods.

For compounds of formula (V), where Y is NHR^{11} suitable amines may be prepared from a 4-substituted piperidine or tetrahydropyridine acid or alcohol. In a first instance, an N-protected piperidine or tetrahydropyridine containing an acid bearing substituent, can undergo a Curtius rearrangement and the intermediate isocyanate can be
25 converted to a carbamate by reaction with an alcohol. Conversion to the amine may be achieved by standard methods well known to those skilled in the art used for amine protecting group removal. For example, an acid substituted N-protected piperidine or tetrahydropyridine can undergo a Curtius rearrangement e.g. on treatment with diphenylphosphoryl azide and heating, and the intermediate isocyanate reacts in the
30 presence of 2-trimethylsilylethanol to give the trimethylsilylethylcarbamate (T.L. Capson & C.D. Poulter, *Tetrahedron Lett.*, 1984, **25**, 3515). This undergoes cleavage on treatment with tetrabutylammonium fluoride to give the 4-amine substituted N-protected compound of formula (V). Alternatively, an acid group $(\text{CH}_2)_{n-1}\text{CO}_2\text{H}$ may be converted to $(\text{CH}_2)_n\text{NHR}^{11}$ by reaction with an activating agent such as isobutyl
35 chloroformate followed by an amine R^{11}NH_2 and the resulting amide reduced with a reducing agent such as LiAlH_4 .

In a second instance, an N-protected piperidine or tetrahydropyridine containing an alcohol bearing substituent undergoes a Mitsunobu reaction (for example as reviewed in Mitsunobu, *Synthesis*, (1981), 1), for example with succinimide in the presence of diethyl azodicarboxylate and triphenylphosphine to give the phthalimidoethylpiperidyl- or tetrahydropiperidyl amine. Removal of the phthaloyl group, for example by treatment with methylhydrazine, gives the amine of formula (V).

Compounds of formula (V) where $n=1$ may be prepared from the compound where $n=0$ by homologation eg starting from a compound of formula (V) where $Y=CO_2H$.

Compounds of formula (V) where Y is a carboxylic acid or derivative, substituted by R^3 at the 4-position may be prepared from a 4-keto derivative via a cyanohydrin reaction with sodium cyanide/hydrochloric acid, or more conveniently using trimethylsilylcyanide in dichloromethane, followed by hydrolysis by heating in conc. hydrochloric acid to give the α -hydroxy acid (Compound(V), $Y=CO_2H$, $n=0$, $R^{3'}=OH$).

The same keto-derivative could undergo a Wittig reaction with $Ph_3PCH=CO_2Me$ to give the $\alpha\beta$ -unsaturated carboxylic ester $MeO_2C-CH=C<Ring$, which could be epoxidised (eg meta-chloroperbenzoic acid) to give the α,β -epoxy-ester. Alternatively this could be formed directly from the keto-derivative via a glycidic ester condensation with an α -halogeno-ester. Base hydrolysis would afford the α,β -epoxy-carboxylic acid, which on reduction (eg lithium triethylborohydride – see J. Micklefield et al *J. Amer. Chem. Soc.* 117, 1153-1154 (1995) or hydrogenation over platinum oxide (see Artamonow *Zh.Obshch.Khim.* 28 1355-1359 (1958)) would afford the β -hydroxy acid (Compound (V) $Y=CO_2H$, $n=1$, $R^{3'}=OH$). Alternatively a Reformatsky reaction with the keto-derivative and an α -bromocarboxylic acid ester and zinc, followed by acid hydrolysis would afford the β -hydroxycarboxylic acid directly.

The keto-derivative could also undergo a Strecker type synthesis via a Bucherer-Bergs procedure (potassium cyanide/ammonium carbonate) [see T. Scott Yokum et al. *Tetrahedron Letters*, 38, 4013-4016 (1997)] to give the α -amino-carboxylic acid (Compound (V) $Y=CO_2H$, $n=0$, $R^{3'}=NH_2$).

The keto derivative ($R^{4'}$ is a protecting group) can be reacted with the lithium anion derived from trimethylsilyl acetylene and n-butyl lithium followed by removal of the trimethylsilyl group by conventional methods eg using K_2CO_3 and MeOH, to give the acetylenic alcohol (Compound (V) $Y = C\equiv CH$, $n=0$, $R^{3'} = OH$).

Compounds of formula (V) with $Y = C\equiv CH$, $n=0$, $R^{3'} = F$) may be prepared from the protected keto derivative using the general method of van Niel and Collins, *J. Med. Chem.*, 1999, 42, 2087-2104.

Compounds of formula (V) with a $Y = -CONHR^{11'}$ group may be prepared from the corresponding nitrile by partial hydrolysis with concentrated mineral acid at ambient temperature, such as concentrated hydrochloric acid (M. Brown *et al*, J. Med. Chem., 1999, **42**, (9), 1537) or with concentrated sulphuric acid (F. Macias *et al*

5 Tetrahedron, 2000, **56**, (21), 3409).

Compounds of formula (V) with a $Y = -OCONH_2$ group may be prepared from the corresponding alcohol by reaction with phosgene followed by ammonia.

Compounds with $Y = CO_2H$ may be converted to a $-CONH_2$ group by conversion to an 'active ester' for example by reaction with N-hydroxysuccinimide to give the
10 succinimide ester, which on reaction with ammonia gives the amide $-CONH_2$.

Compounds of formula (V) with a $Y = -CH=CH_2$ group and $n=0$ may be prepared by reaction of vinyl lithium or vinyl Grignard with a ketone ((V) where $Y(CH_2)_n-$ and $R^{3'}$ are together =O).

Compounds of formula (V) where R^3 and R^{3_1} are both hydroxy and oriented trans
15 may be prepared from a tetrahydropyridine by conversion to an epoxide (for example reaction with meta-chloroperbenzoic acid) followed by hydrolysis. The corresponding cis-diol may be prepared from the tetrahydropyridine by reaction with osmium tetroxide, preferably with a co-oxidant such as N-methyl morpholine oxide. The above epoxide may be opened with an amine or azide (followed by conversion of the azide to amino by,
20 for example, hydrogenation) to introduce a nitrogen-substituent at position-3.

Compounds of formula (V) where R^{3_1} is fluoro may be prepared by reaction of the epoxide with HF/pyridine [see F. Pasqui *et al* *Tetrahedron*, **52**, 185-198 (1996)].
Compounds where R^3 is fluoro may be prepared from the compound where R^3 is hydroxy by reaction with a fluorodeoxygenating reagent such as DAST
25 (diethylaminosulfur trifluoride).

Compounds where R^3 is a carboxylic acid or derivative may be prepared from a N-protected piperidine-4,4-dicarboxylic acid diester, for example a tert-butyl, methyl diester by base hydrolysis of the methyl ester. Compounds where R^3 is carboxamide may be prepared from a diester by reaction with ammonia. Compounds where R^3 is a tert-
30 butyl ester may be converted later in the synthesis to compounds where R^3 is carboxylic acid, which may be further modified, eg by conversion to carboxamide, or by reduction to hydroxymethyl. N-protected piperidine-4,4-dicarboxylic diesters or 4-cyano-4-carboxylic esters may be prepared by reaction of a malonic acid diester or cyanoacetic acid ester with an intermediate $(WCH_2CH_2)_2NR^{4'}$ where W is a leaving group eg Cl or
35 Br, in the presence of a base eg K_2CO_3 or NaH (S. Huybrechts and G.J. Hoornaert, Synth. Commun., 1981, 11,17).

Compounds where R^3 is alkyl may be prepared from compounds where R^3 is hydrogen by treatment with a strong base, such as lithium diisopropylamide, and quenching with an alkyl halide, such as methyl iodide. Compounds where R^3 is CF_3 may be prepared by quenching with 5-(trifluoromethyl)dibenzothiophenium

5 trifluoromethanesulfonate. Alternatively, quenching the anion with an electrophilic fluorinating reagent such as 1-chloromethyl-4-fluoro-1,4-diazoniabicyclo[2.2.2]octane bis(tetrafluoroborate) will give compounds where R^3 is fluoro.

Compounds where R^3 is hydroxy or amino may be alkylated (eg with an alkyl halide such as methyl iodide) or acylated (for example with acetyl chloride) to give

10 compounds where R^3 is alkoxy, acyloxy, alkylamino or acylamino.

Compounds of formula (V) where R^3_1 is in the 2-position can be prepared from 4-oxopiperidine 2-carboxylic acid by converting the 2-carboxylic acid to R^3_1 and then transforming the 4-ketone to an appropriate $Y(CH_2)_n/R_3$ moiety such as a hydroxycarboxylic acid (via the cyanohydrin) or aminocarboxylic acid (via a Strecker

15 type synthesis).

Compounds of formula (V) with a 3-hydroxyl group may be prepared from a 3,4-oxirane-piperidine carboxylic acid by reaction with an amine NHR^2 or azide (followed by conversion of the azide to amino). [See for example K. Krajewski et al. *Tetrahedron Asymmetry* 10, 4591-4598 (1999)].

20 $R^5_2-V'-CH_2$ -halides and $R^5_2-V'-CH_2-W$ derivatives, acyl derivatives $R^5_2V'COW$ and $R^5_2V'SO_2W$, vinyl derivatives $R^5_2-CH_2=CH_2$, alkyl derivatives $R^5-V'-CH_2-W$ or aldehydes $R^5_2-V'-CHO$ are commercially available or are prepared conventionally. The aldehydes may be prepared by partial reduction of the R^5_2-V' -ester with lithium aluminium hydride or di-isobutylaluminium hydride or more preferably by

25 reduction to the alcohol, with lithium aluminium hydride or sodium borohydride (see *Reductions by the Alumino- and Borohydrides in Organic Synthesis*, 2nd ed., Wiley, N.Y., 1997; *JOC*, 3197, 1984; *Org. Synth. Coll.*, 102, 1990; 136, 1998; *JOC*, 4260, 1990; *TL*, 995, 1988; *JOC*, 1721, 1999; *Liebigs Ann./Recl.*, 2385, 1997; *JOC*, 5486, 1987), followed by oxidation to the aldehyde with manganese (II) dioxide, or by a 'Swern' procedure (oxalyl chloride/DMSO), or by using potassium dichromate (PDC). The

30 aldehydes may also be prepared from carboxylic acids in two stages by conversion to a mixed anhydride for example by reaction with isobutyl chloroformate followed by reduction with sodium borohydride (R. J. Alabaster et al., *Synthesis*, 598, 1989) to give the alcohols and then oxidation with a standard oxidising agent such as pyridinium

35 dichromate or by homologation of the R^5_2CHO intermediate. Acyl derivatives $R^5_2V'COW$ may be prepared by activation of the R^5_2-V' -acid. $R^5_2-V'-CH_2$ -halides such as bromides may be prepared from the alcohol $R^5_2-V'-CH_2OH$ by reaction with

phosphorus tribromide in DCM/triethylamine, DMF or pyridine. $R^5_2-V'-CH_2-W$ derivatives such as methanesulphonyl derivatives may be prepared from the alcohol $R^5_2-V'-CH_2OH$ by reaction with methane sulphonyl chloride in DCM/triethylamine. $R^5_2-V'SO_2W$ derivatives may be prepared by a route analogous to that of Ahmed El Hadri *et al*, *J. Heterocyclic Chem.*, 1993, 30(3), 631. Thus compounds of formula

5 $R^5_2CH_2SO_2OH$ may be prepared by reacting the corresponding $R^5_2CH_3$ compound with N-bromosuccinimide, followed by treatment with sodium sulfite. The leaving group W may be converted to another leaving group W, e.g. a halogen group, by conventional methods. The $R^5_2-V'-U-$ derivatives may be prepared by various conventional strategies.

10 For example the homologous aldehyde R^5_2-CHO may be treated with trimethylsulfonium methylsulfate in basic conditions, to give an epoxide intermediate (see *Synth. Commun.*, 749, 1985) which is then treated with lewis acid, such as trifluoroboron etherate or diethyl etherate, to provide the desired aldehyde (see *JOC*, 1720, 1999). The aldehyde R^5_2-CHO could also be treated with an appropriate phosphonium salt, such as

15 (methoxymethyl)triphenylphosphonium chloride, in a Wittig fashion reaction. The resulting enol ether can readily be hydrolysed to homologous aldehydes (*Chem. Ber.*, 2514, 1962). R^5_2-COW derivatives can be converted to the aldehyde $R^5_2-V'-CHO$ in several steps (see *JACS*, 1325, 1986). The $R^5_2COCH_2$ -halide derivatives may be prepared by standard methods from the $R^5_2CO_2H$ derivative, for example, by acid

20 chloride formation, conversion to the alpha-diazoketone with diazomethane and reaction with a halogen acid to provide the halomethylketone. Vinyl derivatives $R^5-CH=CH_2$ may be prepared from the corresponding diethylaminoethyl derivative by quaternisation with dimethyl sulphate and heating, resulting in elimination of the charged amino group. The diethylaminoethyl derivative may be prepared from another ethyl derivative eg the

25 hydroxyethyl by conventional amine formation. Alternatively, it may be prepared from a methyl derivative by condensation with diethylamine and formaldehyde.

Vinyl compounds $R^5_2-CH_2=CH_2$ may be prepared by olefination of an aldehyde by a Peterson-type olefination, or by a Wittig reaction, or by reaction of a halo-compound with tributyl vinyl tin in the presence of a palladium catalyst eg $Pd(Ph_3P)_4$.

30 Other R^4 -halides and R^4-W derivatives, vinyl derivatives $X^{4a}-X^{3a}-CH=CH_2$, acyl derivatives such as $X^{4a}-X^{3a}-X^{2a}-X^{1a}-U^a-W$ and $X^{4a}-X^{3a}-X^{2a}-X^{1a}-SO_2W$ or aldehydes $X^{4a}-X^{3a}-X^{2a}-X^{1a}-CHO$ are commercially available or are prepared conventionally. The aldehydes may be prepared by partial reduction of the corresponding ester with lithium aluminium hydride or di-isobutylaluminium hydride or more preferably

35 by reduction to the alcohol, with lithium aluminium hydride or sodium borohydride (see *Reductions by the Alumino- and Borohydrides in Organic Synthesis*, 2nd ed., Wiley, N.Y., 1997; *JOC*, 3197, 1984; *Org. Synth. Coll.*, 102, 1990; 136, 1998; *JOC*, 4260, 1990;

TL, 995, 1988; JOC, 1721, 1999; Liebigs Ann./Recl., 2385, 1997; JOC, 5486, 1987), followed by oxidation to the aldehyde with manganese (II) dioxide, or by a 'Swern' procedure (oxalyl chloride/DMSO), or by using potassium dichromate (PDC). The aldehydes may also be prepared from carboxylic acids in two stages by conversion to a mixed anhydride for example by reaction with isobutyl chloroformate followed by reduction with sodium borohydride (R. J. Alabaster et al., Synthesis, 598, 1989) to give the hydroxymethyl substituted heteroaromatic or aromatic and then oxidation with a standard oxidising agent such as pyridinium dichromate or manganese (II) dioxide. Acyl derivatives may be prepared by activation of the corresponding ester. R⁴-halides such as bromides may be prepared from the alcohol R⁴OH by reaction with phosphorus tribromide in dichloromethane/triethylamine. Where X^{2a} is CO and X^{3a} is NR^{13a} the R⁴-halide may be prepared by coupling an X^{4a}-NH₂ amine and Br-(CH₂)₂COBr. Vinyl derivatives X^{4a}-X^{3a}-CH=CH₂ may be prepared from the corresponding diethylaminoethyl derivative by quaternisation with dimethyl sulphate and heating, resulting in elimination of the charged amino group. The diethylaminoethyl derivative may be prepared from another ethyl derivative eg the hydroxyethyl by conventional amine formation. Alternatively, it may be prepared from a methyl derivative by condensation with diethylamine and formaldehyde. R⁴-W derivatives such as methanesulphonyl derivatives may be prepared from the alcohol R⁴OH by reaction with methane sulphonyl chloride. The leaving group W may be converted to another leaving group W, e.g. a halogen group, by conventional methods.

Where R⁵₂ is an optionally substituted benzoimidazol-2-yl group, the compound of formula (V) where R^{4'} is R⁴ may be obtained by converting a R^{4'} cyanomethyl group with partial hydrolysis to give the 2-ethoxycarbonimidoyl group which can then be condensed with an appropriately substituted 1,2-diaminobenzene to give the required benzoimidazol-2-yl group.

R⁵₂H heterocycles are commercially available or may be prepared by conventional methods.

For example where a benzoxazinone is required, a nitrophenol may be alkylated with for example ethyl bromoacetate and the resulting nitro ester reduced with Fe in acetic acid (alternatively Zn/AcOH/HCl or H₂/Pd/C or H₂/Raney Ni). The resulting amine may undergo spontaneous cyclisation to the required benzoxazinone, or cyclisation may be induced by heating in acetic acid. Alternatively a nitrophenol may be reduced to the aminophenol, which is reacted with chloroacetyl chloride [method of X. Huang and C. Chan, *Synthesis* 851 (1994)] or ethyl bromoacetate in DMSO [method of Z. Moussavi et al. *Eur. J. Med. Chim. Ther.* **24**, 55-60 (1989)]. The same general routes can be applied to prepare benzothiazinones [See for example F. Eiden and F. Meinel, *Arch. Pharm.* 312,

302-312 (1979), H. Fenner and R Grauert *Liebigs. Ann. Chem.* 193-313 (1978)]. A variety of routes are available to prepare aza analogues of benzothiazinones via the key corresponding aldehydes. For instance, 2-oxo-2,3-dihydro-1*H*-pyrido[3,4-*b*][1,4]thiazine-7-carbaldehyde may be accessed from 5-fluoro-2-picoline (E. J. Blanz, F. A. French, J. R. DoAmaral and D. A. French, *J. Med. Chem.* **1970**, *13*, 1124-1130) by constructing the thiazinone ring onto the pyridyl ring then functionalising the methyl substituent. The dioxin analogue of this aza substitution pattern, 2,3-dihydro-[1,4]dioxino[2,3-*c*]pyridine-7-carbaldehyde is accessible from Kojic acid by aminolysis from pyrone to pyridone then annelating the dioxin ring. Other aza substitution patterns with pyridothiazin-3-one, pyridooxazin-3-one, and pyridodioxin ring systems are also accessible. Ortho-aminothiophenols may be conveniently prepared and reacted as their zinc complexes [see for example V. Taneja et al *Chem. Ind.* 187 (1984)]. Benzoxazolones may be prepared from the corresponding aminophenol by reaction with carbonyl diimidazole, phosgene or triphosgene. Reaction of benzoxazolones with diphosphorus pentasulfide affords the corresponding 2-thione. Thiazines and oxazines can be prepared by reduction of the corresponding thiazinone or oxazinone with a reducing agent such as lithium aluminium hydride.

Conversions of R^W , $R^{1a'}$, $R^{1'}$, $R^{3'}$, $R^{3'1}$ and $R^{4'}$ may be carried out on the intermediates of formulae (IV) and (V) prior to their reaction to produce compounds of formula (I) in the same way as described above for conversions after their reaction.

The pharmaceutical compositions of the invention include those in a form adapted for oral, topical or parenteral use and may be used for the treatment of bacterial infection in mammals including humans.

The antibiotic compounds according to the invention may be formulated for administration in any convenient way for use in human or veterinary medicine, by analogy with other antibiotics.

The composition may be formulated for administration by any route, such as oral, topical or parenteral. The compositions may be in the form of tablets, capsules, powders, granules, lozenges, creams or liquid preparations, such as oral or sterile parenteral solutions or suspensions.

The topical formulations of the present invention may be presented as, for instance, ointments, creams or lotions, eye ointments and eye or ear drops, impregnated dressings and aerosols, and may contain appropriate conventional additives such as preservatives, solvents to assist drug penetration and emollients in ointments and creams.

The formulations may also contain compatible conventional carriers, such as cream or ointment bases and ethanol or oleyl alcohol for lotions. Such carriers may be

present as from about 1% up to about 98% of the formulation. More usually they will form up to about 80% of the formulation.

Tablets and capsules for oral administration may be in unit dose presentation form, and may contain conventional excipients such as binding agents, for example syrup, acacia, gelatin, sorbitol, tragacanth, or polyvinylpyrrolidone; fillers, for example lactose, sugar, maize-starch, calcium phosphate, sorbitol or glycine; tableting lubricants, for example magnesium stearate, talc, polyethylene glycol or silica; disintegrants, for example potato starch; or acceptable wetting agents such as sodium lauryl sulphate. The tablets may be coated according to methods well known in normal pharmaceutical practice. Oral liquid preparations may be in the form of, for example, aqueous or oily suspensions, solutions, emulsions, syrups or elixirs, or may be presented as a dry product for reconstitution with water or other suitable vehicle before use. Such liquid preparations may contain conventional additives, such as suspending agents, for example sorbitol, methyl cellulose, glucose syrup, gelatin, hydroxyethyl cellulose, carboxymethyl cellulose, aluminium stearate gel or hydrogenated edible fats, emulsifying agents, for example lecithin, sorbitan monooleate, or acacia; non-aqueous vehicles (which may include edible oils), for example almond oil, oily esters such as glycerine, propylene glycol, or ethyl alcohol; preservatives, for example methyl or propyl p-hydroxybenzoate or sorbic acid, and, if desired, conventional flavouring or colouring agents.

Suppositories will contain conventional suppository bases, e.g. cocoa-butter or other glyceride.

For parenteral administration, fluid unit dosage forms are prepared utilizing the compound and a sterile vehicle, water being preferred. The compound, depending on the vehicle and concentration used, can be either suspended or dissolved in the vehicle. In preparing solutions the compound can be dissolved in water for injection and filter sterilised before filling into a suitable vial or ampoule and sealing.

Advantageously, agents such as a local anaesthetic, preservative and buffering agents can be dissolved in the vehicle. To enhance the stability, the composition can be frozen after filling into the vial and the water removed under vacuum. The dry lyophilized powder is then sealed in the vial and an accompanying vial of water for injection may be supplied to reconstitute the liquid prior to use. Parenteral suspensions are prepared in substantially the same manner except that the compound is suspended in the vehicle instead of being dissolved and sterilization cannot be accomplished by filtration. The compound can be sterilised by exposure to ethylene oxide before suspending in the sterile vehicle. Advantageously, a surfactant or wetting agent is included in the composition to facilitate uniform distribution of the compound.

The compositions may contain from 0.1% by weight, preferably from 10-60% by weight, of the active material, depending on the method of administration. Where the compositions comprise dosage units, each unit will preferably contain from 50-500 mg of the active ingredient. The dosage as employed for adult human treatment will preferably
5 range from 100 to 3000 mg per day, for instance 1500 mg per day depending on the route and frequency of administration. Such a dosage corresponds to 1.5 to 50 mg/kg per day. Suitably the dosage is from 5 to 20 mg/kg per day.

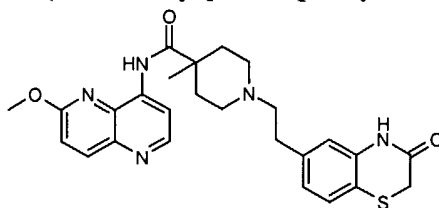
No toxicological effects are indicated when a compound of formula (I) or a pharmaceutically acceptable salt or *in vivo* hydrolysable ester thereof is administered in
10 the above-mentioned dosage range.

The compound of formula (I) may be the sole therapeutic agent in the compositions of the invention or a combination with other antibiotics or with a β -lactamase inhibitor may be employed.

Compounds of formula (I) are active against a wide range of organisms including
15 both Gram-negative and Gram-positive organisms.

The following examples illustrate the preparation of certain compounds of formula (I) and the activity of certain compounds of formula (I) against various bacterial organisms.

Example 1 4-Methyl-1-[2-(3-oxo-3,4-dihydro-2H-benzo[1,4]thiazin-6-yl)-ethyl]-piperidine-4-carboxylic acid (6-methoxy-[1,5]naphthyridin-4-yl)-amide oxalate



(a) 6-Methoxy-1 *H*-[1,5]naphthyridin-4-one

5 A solution of 5-amino-2-methoxypyridine (50g, 0.4 mol) in ethanol (300 ml) was treated with 2,2-dimethyl-[1,3]dioxane-4,6-dione (Meldrum's acid) (68g) and triethylorthoformate (66 ml). The mixture was heated to reflux for 2 hours, then allowed to cool. Filtration afforded the intermediate 5-[(6-methoxy-pyridin-3-ylamino)-methylene]-2,2-dimethyl-[1,3]dioxane-4,6-dione as a white solid (101.2g). A portion of
10 this material (50g) was added to boiling Dowtherm A (300 ml) over 3 minutes under a stream of argon. The mixture was refluxed for a further 5 minutes then allowed to cool before adding to ether. Filtration and drying afforded 6-methoxy-1 *H*-[1,5]naphthyridin-4-one as a white solid (24.7 g, 70%).

MS (+ve ion electrospray) *m/z* 177 (MH⁺).

15

(b) 1,1,1-Trifluoro-methanesulfonic acid 6-methoxy-[1,5]naphthyridin-4-yl ester

A suspension of naphthyridone (a) (10g, 0.057 mol) in dichloromethane (200 ml) containing 2,6-lutidine (9.94 ml, 86 mmol) and 4-dimethylaminopyridine (0.07g, 5.7 mmol) was cooled in ice and treated with trifluoromethanesulfonic anhydride (10.5 ml, 63
20 mmol). After stirring for 2.5 hours the mixture was washed with saturated ammonium chloride solution, dried, evaporated and purified on silica eluting with dichloromethane affording an oil (13.4g, 76%).

MS (+ve ion electrospray) *m/z* 309 (MH⁺).

25 (c) 6-Methoxy-[1,5]naphthyridin-4-ylamine

A mixture of triflate (b) (25g, 81.2 mmol) and propylamine hydrochloride (47g, 487 mmol) in pyridine (300 ml) was heated to reflux overnight. The mixture was evaporated to dryness, dissolved in 0.5M aqueous hydrochloric acid (400 ml) and extracted three times with dichloromethane. The aqueous phase was then basified with
30 40% aqueous sodium hydroxide solution and extracted twice with dichloromethane. Drying and evaporation afforded a buff coloured solid (13.0g, 90%).

MS (+ve ion electrospray) *m/z* 176 (MH⁺).

(d) [4-(2-Hydroxy-ethyl)-2-nitro-phenylsulfanyl]-acetic acid.

A mixture of 2-(4-fluoro-3-nitro-phenyl)-ethanol (1.1 g, 6 mmol), mercaptoacetic acid (0.61 g, 6.6 mmol), potassium carbonate (2.8 g, 20 mmol) and N,N-dimethylformamide (12 ml) was heated at 70°C for 4 hours. The mixture was poured onto water (200 ml) and the aqueous phase was washed with ethyl acetate. The aqueous phase was then acidified with 1M aqueous hydrochloric acid and extracted three times with dichloromethane. The extracts were dried and evaporated to give an oil (0.92 g, 60%).

MS (+ve ion electrospray) m/z 226 (MH+).

10 (e) 6-(2-Hydroxy-ethyl)-4H-benzo[1,4]thiazin-3-one.

A mixture of iron powder (1.24 g, 22 mmol) and sodium chloride (1.24g, 21 mmol) in 50% aqueous ethanol (25 ml) was heated under reflux for 15 minutes. A solution of crude (d) (0.92 g, 3.6 mmol) in ethanol (5 ml) was then added quickly and the reaction mixture was heated under reflux for 2 hours. The mixture was filtered through keiseliguhr and the solution was evaporated to dryness. The residue was dissolved in water and acidified to pH5 with 1M aqueous hydrochloric acid. The precipitate was collected by filtration, washed with water, then dried to give a white solid (0.35 g, 46%).

MS (+ve ion electrospray) m/z 210 (MH+).

20 (f) 2-(3-Oxo-3,4-dihydro-2H-benzo[1,4]thiazin-6-yl)-ethanol, methanesulfonate

A solution of (e) (0.34g, 1.7 mmol) and triethylamine (0.25 ml, 0.19g, 1.8 mmol) in dichloromethane (5 ml) was cooled to -15°C and treated dropwise with methanesulfonyl chloride (0.14 ml, 1.75 mmol). The ice bath was removed and the mixture stirred 15 hours at room temperature. The organic phase was separated, washed with water, dried over magnesium sulfate and evaporated. The crude product was chromatographed on silica eluting with ethyl acetate/heptane (2/1) to give a white solid (0.36 g, 75%).

MS (+ve ion electrospray) m/z 288 (MH+).

30 (g) 4-Methylpiperidine-1,4-dicarboxylic acid, 1-tert-butyl ester 4-ethyl ester

A solution of piperidine-1,4-dicarboxylic acid, 1-tert-butyl ester 4-ethyl ester (3.8g, 14.8 mmol) in dry tetrahydrofuran (10 ml) was added to a solution of lithium diisopropylamide/monotetrahydrofuran complex (17.3 mmol) in tetrahydrofuran (100 ml) at -70°C. After stirring at this temperature for 0.5 hour, N,N,N'-tetramethylethylenediamine (2.5 ml) and iodomethane (1.1 ml, 17.5 mmol) were added. After 2 hours stirring at -70 C, more lithium diisopropylamide/monotetrahydrofuran complex (1.5M, 9.9 ml) was added, followed after 0.5 hour by more iodomethane (0.94

ml). The mixture was stirred for 2.7 hours at -70°C then allowed to warm to room temperature overnight. Solvent was evaporated and the residue was partitioned between ether and aqueous ammonium chloride. The aqueous phase was re-extracted with ether, and the organic extracts were washed with aqueous citric acid, water, brine, then dried and evaporated. Chromatography on silica eluting with 20% ether/hexane gave the product (1.14g, 28%).

MS (+ve ion electrospray) m/z 172 (loss of $\text{C}_5\text{H}_8\text{O}_2$ from MH^+).

(h) 4-Methylpiperidine-1,4-dicarboxylic acid, 1-tert-butyl ester

A solution of the diester (g) (1.1g, 4.2 mmol) in 1,4-dioxane (5 ml) and 2M aqueous sodium hydroxide solution (4.2 ml) was stirred at room temperature for 5 days. The mixture was partially evaporated, diluted with water, acidified to pH2 (dilute hydrochloric acid) and extracted three times with ethyl acetate. The organic extracts were washed with brine, dried and evaporated to give the monoester (0.95g, 93%).

MS (+ve ion electrospray) m/z 144 (loss of $\text{C}_5\text{H}_8\text{O}_2$ from MH^+).

(i) 4-(6-Methoxy-[1,5]naphthyridin-4-ylcarbamoyl)-4-methylpiperidine-1-carboxylic acid tert-butyl ester.

A solution of the monoacid (h) (0.94g, 3.86 mmol) in dry dichloromethane (10 ml) was treated with $\text{N,N}'$ -carbonyldiimidazole (0.81g, 5.0 mmol) at room temperature. After 1.75 hours, the solvent was evaporated and the residue was dissolved in dry N,N -dimethylformamide (10 ml). Amine (c) (0.68g, 3.9 mmol) was added and the mixture was heated at 100°C for 8 hours. After evaporation of solvent, the residue was dissolved in ethyl acetate and water. The aqueous phase was re-extracted twice with ethyl acetate. Organic extracts were washed with water, dried and evaporated. Chromatography on silica eluting with 2% methanol/dichloromethane gave an impure product which was re-chromatographed (silica gel, 1:1 ethyl acetate/hexane) to give the amide (0.57g). MS (+ve ion electrospray) m/z 401(MH^+).

(j) 4-(6-Methoxy-[1,5]naphthyridin-4-ylcarbamoyl)-4-methylpiperidine

The tert-butyl carbamate (i) (0.57g, 1.4 mmol) in dichloromethane (5 ml) was treated with trifluoroacetic acid (5 ml) at room temperature for 1.5 hours. The mixture was evaporated and the residue was basified to pH9 and extracted several times with 10% methanol/dichloromethane. The extract was dried and evaporated to give the amine (0.48g, 100%).

MS (+ve ion electrospray) m/z 301(MH^+).

(k) Title compound

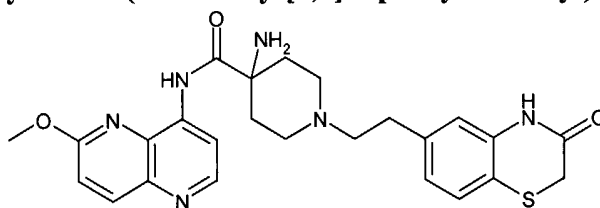
The piperidine (j) (0.10g, 0.33 mmol) and mesylate (f) (0.095g, 0.33 mmol) were stirred with potassium carbonate (138 mg) in N,N-dimethylformamide (2 ml) at room temperature for 3 days. Solvent was evaporated and the residue was dissolved in dichloromethane/methanol and evaporated onto silica gel, before purifying by chromatography on silica eluting with a 2-10% methanol/dichloromethane gradient to give the free base of the title compound (95 mg, 59%).

δ H (CDCl₃, 250MHz): 9.88 (1H, br), 8.72 (1H, d), 8.51 (1H, d), 8.23 (1H, d), 8.17 (1H, br), 7.19 (2H, m), 6.84 (1H, dd), 6.67 (1H, d), 4.09 (3H, s), 2.41 (1H, s), 2.75 (4H, m), 2.57 (2H, m), 2.44 (2H, m), 2.31 (2H, m), 1.78 (2H, m), 1.40 (3H, s).

MS (+ve ion electrospray) m/z 492(MH⁺).

The free base in dichloromethane was treated with one equivalent of oxalic acid (0.1M in ether) to give the title compound as a white solid.

Example 2 4-Amino-1-[2-(3-oxo-3,4-dihydro-2H-benzo[1,4]thiazin-6-yl)-ethyl]-piperidine-4-carboxylic acid (6-methoxy-[1,5]naphthyridin-4-yl)-amide dioxalate



(a) 4-Allyloxycarbonylamino-piperidine-1,4-dicarboxylic acid mono-*tert*-butyl ester

A solution of 4-amino-piperidine-1,4-dicarboxylic acid mono-*tert*-butyl ester (2g, 8.2 mmol) in dioxan/water (35 ml/10 ml) was treated with potassium carbonate (3.4g, 24 mmol) and allyl chloroformate (1.7 ml, 16 mmol) and stirred overnight. The mixture was concentrated and the residue partitioned between ethyl acetate and water. The aqueous extract was acidified and extracted with ethyl acetate. The organic phase was dried and evaporated to give the product as an oil (2.51g, 94%).

MS (+ve ion electrospray) m/z 328(MH⁺) and 228 (loss of C₅H₈O₂ from MH⁺)

(b) 4-Allyloxycarbonylamino-4-(6-methoxy-[1,5]naphthyridin-4-ylcarbamoyl)-piperidine-1-carboxylic acid *tert*-butyl ester

A solution of acid (a) (7.5g, 23 mmol) in dichloromethane (40 ml) was treated with 1,1'-carbonyldiimidazole (4.85g). The mixture was stirred for 3 hours then evaporated to dryness. This was dissolved in N,N-dimethylformamide (22 ml) and treated with amine (1c) (3.5g, 20 mmol). The mixture was heated at 100°C for 5 hours then evaporated to dryness. The residue was partitioned between ethyl acetate and water. The

organic extract was dried and evaporated. Chromatography eluting with 0-100% ethyl acetate in dichloromethane afforded the product (2.64g, 27%).

MS (+ve ion electrospray) m/z 486 (MH+) and 386 (loss of C₅H₈O₂ from MH+)

- 5 (c) [4-(6-Methoxy-[1,5]naphthyridin-4-ylcarbamoyl)-piperidin-4-yl]-carbamic acid allyl ester

A solution of carbamate (b) (2.63g, 5.4 mol) in trifluoroacetic acid (150 ml) was stirred for 16 hours then evaporated to dryness. The residue was partitioned between ethyl acetate and saturated aqueous sodium bicarbonate solution. The organic extract was
10 dried and evaporated affording an oil (2.05g, 98%).

MS (+ve ion electrospray) m/z 386 (MH+)

- (d) 4-Amino-piperidine-4-carboxylic acid (6-methoxy-[1,5]naphthyridin-4-yl)-amide

A solution of carbamate (c) (0.20g, 0.45 mmol) in tetrahydrofuran (15 ml) was
15 treated with tetrakis(triphenylphosphine)palladium(0) (6 mg) and tri-*n*-butyltin hydride (0.15 ml, 0.57 mmol). After 1 hour the mixture was evaporated and the residue was partitioned between chloroform and water. The aqueous phase was evaporated to give the product (0.10g, 64%).

MS (+ve ion electrospray) m/z 302 (MH+)

20

- (e) Title compound

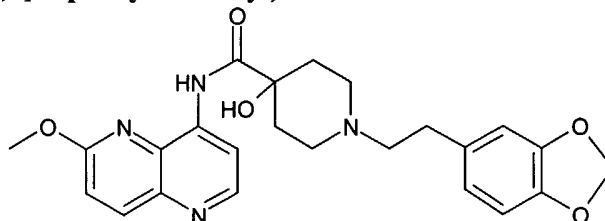
A solution of piperidine (d) (0.1g, 0.3 mmol) in N,N-dimethylformamide (2 ml) was treated with mesylate (1f) (95 mg, 0.3 mmol) and potassium carbonate (50 mg, 0.3 mmol) and stirred at room temperature overnight. The mixture was heated at 100°C for 1
25 hour then evaporated to dryness. The residue was chromatographed eluting with 0-20% methanol in ethyl acetate affording the free base of the title compound (80 mg).

δ H (d₆-DMSO, 250MHz): 10.55 (1H, br), 8.70 (1H, d), 8.45 (1H, d), 8.25 (1H, d), 7.42 (1H, d), 7.25 (1H, d), 6.90-6.80(2H, m), 4.10 (3H, s), 3.45 (2H, s), 2.90-2. (6H, m), 2.50 (2H, m), 2.20 (2H, m), 1.78 (2H, m).

- 30 MS (+ve ion electrospray) m/z 493(MH+).

This was converted to the title compound (63 mg) by treatment with 2 equivalents of oxalic acid, in a similar procedure to the salt formation method of Example 1.

Example 3 1-(2-Benzo[1,3]dioxol-5-yl-ethyl)-4-hydroxy-piperidine-4-carboxylic acid (6-methoxy-[1,5]naphthyridin-4-yl)-amide oxalate



(a) 4-Hydroxypiperidine-1,4-dicarboxylic acid, 1-tert-butyl ester

5 4-Hydroxypiperidine-4-carboxylic acid hydrochloride (prepared from 1-benzyl-4-piperidinone cyanohydrin by the method of German patent DE 2748257, 11.50g) was dissolved in aqueous sodium hydroxide solution (2.1M, 90 ml) and 1,4-dioxane (100 ml), and treated portionwise with di-tert-butyl dicarbonate (total 30.75g), while maintaining the solution at pH9 by addition of aqueous sodium hydroxide solution.

10 After stirring for 24 hours, the mixture was extracted with ether, then acidified to pH2-3 and extracted several times with ether. These latter extracts were washed with brine, dried and evaporated to give the tert-butyl carbamate (12.13g, 77.5%).

MS (-ve ion electrospray) m/z 244(M-H⁻).

15 (b) 4-Hydroxy-4-(6-methoxy-[1,5]naphthyridin-4-ylcarbamoyl)- piperidine-1-carboxylic acid tert-butyl ester

Method A: To a solution of the hydroxyacid (a) (2.18g, 8.9 mmol) and N-hydroxysuccinimide (1.02g, 8.9 mmol) in dry ethyl acetate (40 ml) was added 1,3-dicyclohexylcarbodiimide (1.83g, 8.9 mmol) in ethyl acetate (5 ml). The mixture was stirred overnight at room temperature, then cooled in ice, filtered and evaporated to give the succinimide ester (3.15g). This was dissolved in N,N-dimethylformamide (15 ml), amine (1c) (1.58g, 8.9 mmol) and 4-dimethylaminopyridine (0.1g) were added and the mixture was heated at 95-100°C overnight. After evaporation of solvent, the residue was dissolved in ethyl acetate and water. The organic extract was washed with water, dried and evaporated. Chromatography on silica eluting with 2% methanol/dichloromethane gave the amide (0.70g, 20%).

MS (+ve ion electrospray) m/z 403(MH⁺).

Method B: A solution of the succinimide ester of Method A (15.94g, 46.6 mmol) in tetrahydrofuran (150 ml) was saturated with gaseous ammonia for 15 minutes then stirred for 1 hour at room temperature. After evaporation of solvent, the residue was dissolved in 10% methanol/dichloromethane, washed with water and brine, and evaporated to give 4-hydroxypiperidine-1,4-dicarboxylic acid, 1-tert-butyl ester 4-amide (9.77g, 86%). A mixture of this amide (0.10g, 0.41 mmol), tris(dibenzylideneacetone)dipalladium(0) (8 mg), *rac*-2,2'-bis(diphenylphosphino)-1,1'-

binaphthyl (16 mg, 0.025 mmol) and cesium carbonate (0.17g, 0.53 mmol) in dry 1,4-dioxan (3 ml) was sonicated for 10 minutes, then triflate Example (1b) (0.13g, 0.41 mmol) was added and the mixture was heated at 80-90°C overnight. The solvent was evaporated and the residue was chromatographed on silica eluting with 0-5%

5 methanol/dichloromethane to give the amide (0.10g, 61%).
MS (+ve ion electrospray) m/z 403(MH+).

(c) 4-Hydroxy-4-(6-methoxy-[1,5]naphthyridin-4-ylcarbamoyl)- piperidine.

The tert-butyl carbamate (b) was treated with trifluoroacetic acid in
10 dichloromethane by the method of Example (1j) to give the amine.
MS (+ve ion electrospray) m/z 303(MH+).

(d) 2-Benzo[1,3]dioxol-5-yl-ethanol

A solution of benzo[1,3]dioxol-5-yl-acetic acid (2.5g, 13.9 mmol) in
15 tetrahydrofuran (15 ml) under argon at -10°C was treated dropwise with borane-dimethylsulfide complex (1.45 ml, 15.3 mmol) (CAUTION – exothermic reaction). The mixture was stirred at ambient temperature for 1.5 hours. The orange solution was cooled to ~ 5°C (ice bath) and methanol (1.4 ml) was added. After 0.5 hour at room temperature, the mixture was partitioned between ethyl acetate and saturated aqueous sodium
20 bicarbonate solution. The organic extract was dried and evaporated to give a yellow oil (1.95g, 84%).
MS (+ve ion electrospray) m/z 167 (MH+).

(e) 2-Benzo[1,3]dioxol-5-yl-ethanol methanesulfonate

25 A solution of alcohol (d) (1.90g, 11 mmol) in dichloromethane (25 ml) was treated at 0°C with triethylamine (1.9 ml, 13.7 mmol) and methanesulfonyl chloride (1.1 ml, 13.7 mmol). After 1.5 hours at room temperature the mixture was partitioned between dichloromethane and water. The organic extract was dried and evaporated to give a yellow oil (2.7g, 96%).
30 MS (+ve ion electrospray) m/z 245 (MH+).

(f) Title compound.

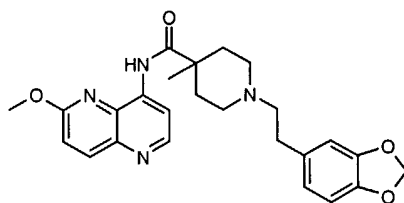
The piperidine (c) (0.10g) was alkylated with mesylate (e) (0.081g, 0.33 mmol) using the procedure of Example (1k).
35 Chromatography on silica gel (5% methanol/dichloromethane) gave the title compound as free base (25%).

δ H (CDCl₃, 250MHz): 10.87 (1H, br), 8.69 (1H, d), 8.53 (1H, d), 8.20 (1H, d), 7.14 (1H, d), 6.76-6.66 (3H, m), 5.93 (2H, s), 4.09 (3H, s), 2.95 (2H, m), 2.76 (2H, m), 2.64 (2H, m), 2.41 (4H, m), 1.80 (2H, m).

MS (+ve ion electrospray) m/z 451(MH⁺).

- 5 The free base in dichloromethane was treated with one equivalent of oxalic acid (0.1M in ether) to give the title compound.

Example 4 1-(2-Benzo[1,3]dioxol-5-yl-ethyl)-4-methylpiperidine-4-carboxylic acid (6-methoxy-[1,5]naphthyridin-4-yl)-amide oxalate



10

(a) Title compound

This was prepared by alkylation of piperidine (1j) (0.1g, 0.33 mmol) with mesylate (3e) (0.08g, 0.33 mmol) according to the procedure of Example (1k).

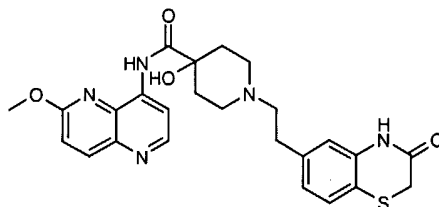
Chromatography afforded the free base of the title compound (64 mg, 43%).

- 15 δ H (CDCl₃, 250MHz): 9.90 (1H, br), 8.71 (1H, d), 8.51 (1H, d), 8.23 (1H, d), 7.18 (1H, d), 6.72-6.67 (2H, m), 6.62 (1H, d), 5.91 (2H, s), 4.09 (3H, s), 2.72 (4H, m), 2.56 (2H, m), 2.44 (2H, m), 2.31 (2H, m), 1.79 (2H, m), 1.40 (3H, s).

MS (+ve ion electrospray) m/z 449(MH⁺).

- 20 The free base in dichloromethane was treated with one equivalent of oxalic acid (0.1M in ether) to give the title compound as a white solid.

Example 5 4-Hydroxy-1-[2-(3-oxo-3,4-dihydro-2H-benzo[1,4]thiazin-6-yl)-ethyl]-piperidine-4-carboxylic acid (6-methoxy-[1,5]naphthyridin-4-yl)-amide oxalate



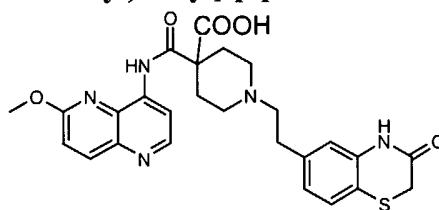
- 25 The piperidine Example (3c) (0.16g) was alkylated with mesylate (1f) (0.095g, 0.33 mmol) by the method of Example (1k).
Chromatography on silica eluting with 2-10% methanol/dichloromethane gave the free base of the title compound (34 mg, 21%).

δ H (CDCl₃, 250MHz): 8.62 (1H, d), 8.48 (1H, d), 8.16 (1H, d), 7.23 (1H, d), 7.14 (1H, d), 6.87 (1H, dd), 6.78 (1H, d), , 4.11 (3H, s), 3.40 (2H, s), 2.95 (2H, m), 2.79 (2H, m), 2.68 (2H, m), 2.53 (2H, br t), 2.37 (2H, td), 1.80 (2H, br d).

MS (+ve ion electrospray) m/z 494(MH⁺).

- 5 The free base in dichloromethane was treated with one equivalent of oxalic acid (0.1M in ether) to give the title compound as a white solid.

Example 6 4-(6-Methoxy-[1,5]naphthyridin-4-ylcarbamoyl)-1-[2-(3-oxo-3,4-dihydro-2H -benzo[1,4]thiazin-6-yl)-ethyl]-piperidine-4-carboxylic acid



10

(a) Bis-(2-chloroethyl)carbamic acid benzyl ester

To a solution of bis-(2-chloroethyl)amine hydrochloride (8.9g, 49.9 mmol) in water (100 ml) at 0°C were added benzyl chloroformate (7.08 ml, 50 mmol) and 8% aqueous sodium hydroxide dropwise to maintain the mixture at pH 8.5-9.5. After addition of chloroformate was complete, further sodium hydroxide was added until the pH remained stable (after 2 hours), and then the pH was raised to 10. The mixture was extracted three times with ether, the extracts were washed with dilute hydrochloric acid, dried and evaporated to give the carbamate (12.93g, 94%).

MS (+ve ion electrospray) m/z 277(MH⁺).

20

(b) Piperidine-1,4,4-tricarboxylic acid 1-benzyl ester 4-tert-butyl ester 4-methyl ester

A mixture of the bis-(chloroethyl) carbamate (a) (8.80g, 32 mmol), malonic acid tert-butyl ester methyl ester (5.44 ml, 32 mmol), tetrabutylammonium iodide (2.37g, 6.4 mmol) and potassium carbonate (13.28g, 96 mmol) in N,N-dimethylformamide (100 ml) was heated at 80°C for 3 days, then evaporated. The residue was dissolved in ether and water. The aqueous phase was extracted twice with ether and the combined organics were washed with water and brine, dried and evaporated. Chromatography on silica eluting with 10-20% ethyl acetate/hexane gave a clear gum (3.30g, 27%).

MS (+ve ion electrospray) m/z 278 (loss of C₅H₈O₂ from MH⁺).

30

(c) Piperidine-1,4,4-tricarboxylic acid 1-benzyl ester 4-tert-butyl ester

A mixture of the triester (b)(3.30g, 8.75 mmol) and 2M aqueous sodium hydroxide (8.75 ml, 17.5 mmol) in tetrahydrofuran (10 ml) was stirred vigorously at room temperature for 3 days. The mixture was partially evaporated, washed with ether, then

acidified to pH2 and extracted well with ether. These extracts were dried and evaporated to give a white solid (2.92g, 92%).

MS (+ve ion electrospray) m/z 264 (loss of C₅H₈O₂ from MH+).

- 5 (d) 4-(6-Methoxy-[1,5]naphthyridin-4-ylcarbamoyl)-piperidine-1,4-dicarboxylic acid 1-benzyl ester 4-tert-butyl ester

This was prepared from acid (c) and amine (1c) with 1,1'-carbonyldiimidazole coupling according to the procedure for Example (1i). Chromatography on silica eluting with 2% methanol/dichloromethane gave a yellow gum (2.64g, 63%).

- 10 MS (+ve ion electrospray) m/z 521 (MH+).

- (e) 4-(6-Methoxy-[1,5]naphthyridin-4-ylcarbamoyl)-piperidine-4-carboxylic acid 4-tert-butyl ester

- 15 A solution of the amide (d) (1.0g, 1.92 mmol) in ethanol (20 ml) was stirred with 10% palladium on charcoal (0.2g) under 1 atmosphere of hydrogen for 12 hours. Filtration and evaporation of solvent gave a white solid (0.77g, 100%). MS (+ve ion electrospray) m/z 387 (MH+).

- 20 (f) 4-([1,5]Naphthyridin-4-ylcarbamoyl)-1-[2-(3-oxo-3,4-dihydro-2H -benzo[1,4]thiazin-6-yl)-ethyl]-piperidine-4-carboxylic acid 4-tert-butyl ester

The piperidine (e) (0.15g) was alkylated with mesylate (1f) (0.114g, 0.40 mmol) by the method of Example (1k). Chromatography on silica eluting with 2-5% methanol/dichloromethane gave the product (0.049g, 22%).

- 25 δ H (CDCl₃, 250MHz): 8.70(1H, d), 8.46(1H, d), 8.20(1H, d), 7.20(1H, d), 7.15(1H, d), 6.85(1H, dd), 6.78(1H, d), , 4.17(3H, s), 3.40(2H, s), 2.82(2H, m), 2.74(2H, m), 2.55(2H, m), 2.45-2.20(6H, m), 1.45(9H, s).

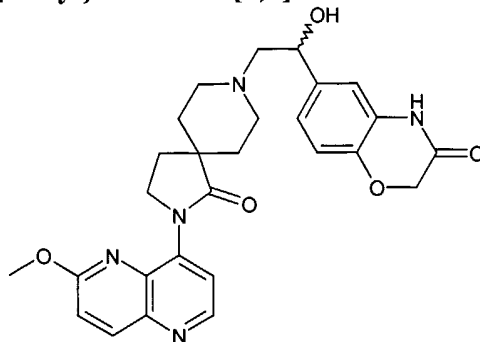
MS (+ve ion electrospray) m/z 578(MH+).

- (g) Title compound.

- 30 The tert-butyl ester (f) (0.049g) was dissolved in dichloromethane (2 ml) and trifluoroacetic acid (2 ml). The mixture was allowed to stand at room temperature for 5 hours then evaporated. Chromatography on silica gel eluting with 1% conc.aqueous ammonia/ 9% methanol in dichloromethane gave the free base of the title compound (0.019g).

- 35 MS (+ve ion electrospray) m/z 522(MH+).

Example 7 6-{1- *R,S*-Hydroxy-2-[2-(6-methoxy-[1,5]naphthyridin-4-yl)-1-oxo-2,8-diaza-spiro[4.5]dec-8-yl]-ethyl}-4H-benzo[1,4]oxazin-3-one oxalate



(a) Piperidine-1,4-dicarboxylic acid 1-*tert*-butyl ester 4-ethyl ester

5 Di-*tert*-butyl dicarbonate (21.12g, 96.88 mmol) was added to piperidine-4-carboxylic acid ethyl ester (15.21g, 96.88 mmol) as a solution in dichloromethane (50 ml). The resulting solution was stirred at room temperature for 1 hour after which time the reaction mixture was partitioned between dichloromethane and a saturated aqueous solution of sodium bicarbonate. The organic phases were combined and dried over
10 magnesium sulphate. The volatiles were removed *in vacuo* and the residue used without further purification.

MS (+ve ion electrospray) *m/z* 158 (loss of C₅H₈O₂ from MH⁺).

(b) 4-Cyanomethyl-piperidine-1,4-dicarboxylic acid 1-*tert*-butyl ester 4-ethyl ester

15 Ester (a) (5.20g, 20.23 mmol) was dissolved in tetrahydrofuran (70 ml) and cooled to -78°C. To the solution lithium diisopropylamide (2M, 11.1 ml, 22.26 mmol) was added and stirring was continued for 0.5 hour. Bromoacetonitrile (1.69 ml, 24.28 mmol) was added and the resulting solution allowed to warm to room temperature over 12 hours. The reaction was quenched by the addition of water (2 ml) and the volatiles removed *in*
20 *vacuo*. The residue was subjected to purification on silica using an ethyl acetate/hexane solvent gradient. This provided a colourless oil (3.17g, 53%).

(c) 1-Oxo-2,8-diaza-spiro[4.5]decane-8-carboxylic acid-*tert*-butyl ester

Nitrile (b) (1.50g, 5.07 mmol) was cooled to 0°C and cobalt dichloride
25 hexahydrate (603 mg, 2.53 mmol) was added. To the resulting slurry sodium borohydride (1.93g, 50.7 mmol) was added and stirring continued at room temperature for 48 hours. Concentrated aqueous ammonia (1.5 ml) was added and the mixture filtered through keiselguhr. The filtrate was partitioned between ethyl acetate and water. The organic phases were combined and dried over magnesium sulfate. The volatiles were removed
30 under reduced pressure and the residue purified by chromatography on silica eluting with an ethyl acetate/hexane gradient to give a white solid (680 mg, 53%).

MS (+ve ion electrospray) m/z 155 (loss of $C_5H_8O_2$ from MH^+).

(d) 2-(6-Methoxy-[1,5]naphthyridin-4-yl)-1-oxo-2,8-diaza-spiro[4.5]decane-8-carboxylic acid *tert*-butyl ester

- 5 Triflate (1b) (629 mg, 2.04 mmol), lactam (c) (432 mg, 1.70 mmol), dipalladium-tris (dibenzylideneacetone) chloroform complex (35 mg, 0.034 mmol), *R*-2,2'-bis(diphenylphosphino)-1,1'-binaphthyl (63mg, 0.102 mmol) and cesium carbonate (776 mg, 2.38 mmol) were all combined and stirred in 1,4-dioxane (5 ml) which had been degassed with argon. The slurry was heated to 90°C for 3 hours. The solvent was then removed under reduced pressure and the residue purified on silica gel using a dichloromethane/methanol solvent gradient. This provided the desired compound as a colourless oil (460mg, 66%).

MS (+ve ion electrospray) m/z 413 (MH^+), 313(loss of $C_5H_8O_2$ from MH^+).

- 15 (e) 6-{2-[2-(6-Methoxy-[1,5]naphthyridin-4-yl)-1-oxo-2,8-diaza-spiro[4.5]dec-8-yl]-ethanoyl}-4*H*-benzo[1,4]oxazin-3-one

- Amide (d) (156 mg) was dissolved in dichloromethane (5 ml) and treated with trifluoroacetic acid (1 ml). The solution was stirred at room temperature for 2 hours after which time the solvent was removed *in vacuo*. The residue was redissolved in *N,N*-dimethylformamide (5 ml) then potassium carbonate (156 mg, 1.13 mmol) and 6-(2-chloro-ethanoyl)-4*H*-benzo[1,4]oxazin-3-one (127 mg, 0.564 mmol) were added. Sodium iodide (5mg) was added to the resulting solution and the reaction was stirred at room temperature for 12 hours. The solvent was removed under reduced pressure and the residue purified by chromatography on silica using a methanol and dichloromethane solvent gradient. This provided the desired compound as a colourless oil (90 mg, 48%).
- 25 MS (+ve ion electrospray) m/z 502 (MH^+).

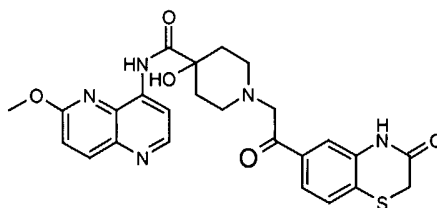
(f) Title compound

- Ketone (e) (90mg, 0.179mmol) was dissolved in *iso*-propyl alcohol (5 ml). The solution was cooled to 0°C and sodium borohydride (14 mg, 0.36 mmol) was added. The reaction was stirred at room temperature for 4 hours and then quenched by the addition of water (1 ml). The volatiles were removed *in vacuo* and the residue purified by chromatography on silica using a dichloromethane/methanol solvent gradient. This provided the free base of the desired compound as a white solid (27 mg, 30%).
- 30 δH (CD_3OD , 250MHz): 8.74 (1H, d), 8.25 (1H, d), 7.72 (1H, d), 7.25 (1H, d), 7.00-6.85 (3H, m), 4.54 (2H, s), 4.21 (2H, t), 4.04 (3H, s), 3.32 (2H, s), 3.06 (2H, m), 2.65-2.40 (2H, m), 2.29 (2H, t), 2.14 (2H, m), 1.77 (2H, m).
- 35

MS (+ve ion electrospray) m/z 504(MH⁺).

The free base in dichloromethane was treated with 1 equivalent of oxalic acid (0.1M in ether) to give the title compound as a white solid.

5 Example 8 4-Hydroxy-1-[2-oxo-2-(3-oxo-3,4-dihydro-2H-benzo[1,4]thiazin-6-yl)-ethyl]-piperidine-4-carboxylic acid (6-methoxy-[1,5]naphthyridin-4-yl)-amide oxalate



(a) 6-(2-Chloro-ethanoyl)-4H -benzo[1,4]thiazin-3-one

10 A solution of 4H -benzo[1,4]thiazin-3-one (6.0g, 36 mmol) and chloroacetylchloride (3.2 ml, 40 mmol) in 1,2-dichloroethane (20 ml) under argon was treated portionwise with aluminium trichloride (10.6g, 80 mmol) while maintaining the internal temperature below 10°C with ice bath cooling. After the addition was complete, the mixture was heated to reflux for 1 hour. The cooled mixture was added to a stirred
15 mixture of ice/concentrated aqueous hydrochloric acid. The resulting precipitate was filtered, washed with water, and dried *in vacuo* (4.0g, 45%).

(b) Title compound

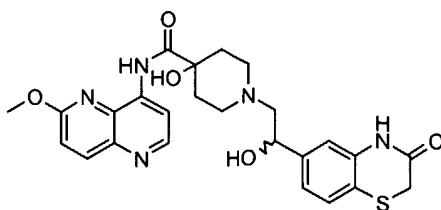
The piperidine Example (3c) (0.32g) was alkylated with chloro ketone (a) (0.095g, 0.33 mmol) by the method of Example (1k). After evaporation of solvent, the residue was dissolved in water and dichloromethane/methanol. The aqueous phase was re-extracted (dichloromethane/methanol) and the combined organics were washed with water, dried and evaporated. Chromatography on silica eluting with 2-5% methanol/dichloromethane gave the free base of the title compound (0.11g, 31%).

25 δ H (d₆-DMSO, 250MHz): 11.07 (1H, s), 10.78 (1H, s), 8.70 (1H, d), 8.45 (1H, d), 8.28 (1H, d), 7.65 (2H, m), 7.48 (1H, d), 7.34 (1H, d), 6.21 (1H, s), 4.10 (3H, s), 3.76 (2H, s), 3.56 (2H, s), 2.76 (2H, m), 2.46 (2H, m), 2.09 (2H, m), 1.63 (2H, br d).

MS (+ve ion electrospray) m/z 508(MH⁺).

The free base in dichloromethane/methanol was treated with one equivalent of oxalic acid
30 (0.1M in ether) to give the title compound as a white solid.

Example 9 4-Hydroxy-1-[2- *R,S*-hydroxy-2-(3-oxo-3,4-dihydro-2H-benzo[1,4]thiazin-6-yl)-ethyl]-piperidine-4-carboxylic acid (6-methoxy-[1,5]naphthyridin-4-yl)-amide oxalate



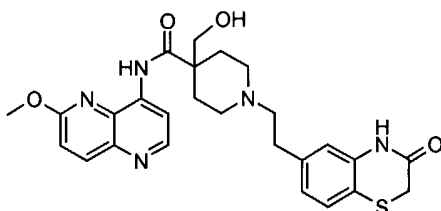
A solution of the ketone Example 8 (0.08g, 0.16 mmol) in a mixture of dichloromethane, methanol and tetrahydrofuran (20 ml each) was treated with sodium borohydride (0.018g, 0.48 mmol). After stirring for 2.5 hours, the mixture was evaporated and the residue was dissolved in dichloromethane/methanol, washed with water, dried and evaporated. Chromatography on silica eluting with 5-20% methanol in dichloromethane gave the free base of the title compound (0.024g, 29%).

δ H (d₆-DMSO, 400MHz): 11.06 (1H, s), 10.52 (1H, s), 8.70 (1H, d), 8.45 (1H, d), 8.28 (1H, d), 7.33 (1H, d), 7.25 (1H, d), 7.03 (1H, s), 6.97 (1H, d), 6.14 (1H, br), 5.05 (1H, br), 4.68 (1H, br), 4.10 (3H, s), 3.44 (2H, s), 2.82 (2H, m), 2.45 (2H, m), 2.10 (2H, m), 1.62 (2H, br d).

MS (+ve ion electrospray) m/z 510(MH⁺).

The free base in dichloromethane/methanol was treated with one equivalent of oxalic acid (0.1M in ether) to give the title compound as a white solid.

Example 10 4-Hydroxymethyl-1-[2-(3-oxo-3,4-dihydro-2H-benzo[1,4]thiazin-6-yl)-ethyl]-piperidine-4-carboxylic acid (6-methoxy-[1,5]naphthyridin-4-yl)-amide oxalate



(a) 4-(6-Methoxy-[1,5]naphthyridin-4-ylcarbamoyl)-piperidine-1,4-dicarboxylic acid 1-benzyl ester

The diester Example (6d) (1.64g, 3.15 mmol) in dichloromethane (10 ml) was treated with trifluoroacetic acid (10 ml). After 3.75 hours at room temperature, the mixture was evaporated and the residue was dissolved in water, basified with sodium bicarbonate, and extracted with dichloromethane. The extract was dried and evaporated then the crude product was chromatographed on silica eluting with 10% methanol/dichloromethane to give a white solid (1.40g, 96%)

MS (+ve ion electrospray) m/z 465(MH⁺).

(b) 4-Hydroxymethyl-4-(6-methoxy-[1,5]naphthyridin-4-ylcarbamoyl)-piperidine-1-carboxylic acid benzyl ester

The acid (a) (0.70g, 1.51 mmol) in dry tetrahydrofuran (10 ml) was treated with triethylamine (0.22 ml, 1.6 mmol) and cooled in an ice-bath. Iso-butyl chloroformate (0.19 ml, 1.51 mmol), was added and the mixture was stirred for 2 hours at 0°C. The mixture was filtered under suction into a solution of sodium borohydride (0.60g) in iced water (15 ml) and the mixture was stirred at 0°C for 2 hours, then partially evaporated. The aqueous residue was treated with dilute hydrochloric acid to give pH 8-9, then extracted with ethyl acetate. The extract was washed with brine, dried and evaporated. Chromatography on silica eluting with 2.5-5% methanol/dichloromethane gave a clear gum (0.19g, 28%). MS (+ve ion electrospray) m/z 451(MH+).

(c) 4-Hydroxymethyl-4-(6-methoxy-[1,5]naphthyridin-4-ylcarbamoyl)-piperidine

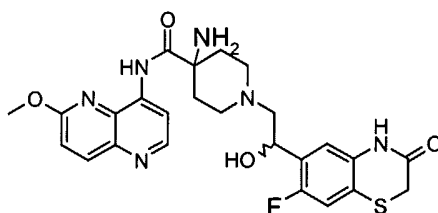
A solution of the benzyl carbamate (b) (0.18g, 0.4 mmol) in ethanol (20 ml) was hydrogenated at 1 atmosphere pressure over 10% palladium/charcoal for 20 hours. Filtration through kieselguhr and evaporation gave a white solid (0.13g, 100%). MS (+ve ion electrospray) m/z 317(MH+).

(d) Title compound

The piperidine (c) (0.13g, 0.41 mmol) was alkylated with mesylate (1f) (0.118g, 0.41 mmol) by the method of Example (1k), except that heating at 50-60°C overnight was required to give complete reaction. Chromatography on silica eluting with 2-10% methanol/dichloromethane gave the free base of the title compound (52 mg). δ H (CDCl₃, 250MHz): 10.28 (1H, s), 8.53 (1H, d), 8.37(1H, s), 8.36 (1H, d), 8.10 (1H, d), 7.19 (1H, d), 7.06 (1H, d), 6.83 (1H, dd), 6.69 (1H, d), 4.05 (3H, s), 3.84 (2H, s), 3.39 (2H, s), 2.9-2.7 (m), 2.60 (m), 2.5-2.3 (m), 1.9-1.7 (m). MS (+ve ion electrospray) m/z 508(MH+).

The free base in dichloromethane/chloroform was treated with 1 equivalent of oxalic acid (0.1M in ether) to give the title compound as a white solid.

Example 11 4-Amino-1-[2-(7-fluoro-3-oxo-3,4-dihydro-2H-benzo[1,4]thiazin-6-yl)-2-*R,S*-hydroxy-ethyl]-piperidine-4-carboxylic acid (6-methoxy-[1,5]naphthyridin-4-yl)-amide dioxalate



(a) (5-Fluoro-2-nitro-phenylsulfanyl)-acetic acid ethyl ester

A solution of 2,4-difluoronitrobenzene (38.2g, 240 mmol) and triethylamine (38.4 ml, 28g, 280 mmol) in dichloromethane (240 ml) was treated at 0°C with ethylthioglycolate (20.4 ml, 30.5g, 240 mmol) over 0.25 hour. The mixture was stirred at room temperature overnight then added to a column of silica eluting with hexane/dichloromethane (1/1) affording a yellow oil (46g, 74%).
5 δ H (CDCl₃, 250MHz) : 8.30 (1H, m), 7.27-7.15 (2H, m), 4.25 (2H, q), 3.75 (2H, s), 1.30 (3H, t).

10 (b) 7-Fluoro-4*H*-benzo[1,4]thiazin-3-one

A vigorously stirred mixture of (a) (46g) in acetic acid (500 ml) was treated with iron (120g). An exothermic reaction occurred. After stirring at ambient temperature for a further 2 hours, the mixture was filtered through keiselguhr. The filtrate was diluted with ethyl acetate and washed with water. The organic extract was dried and concentrated *in vacuo* to approximately 500 ml, when crystallisation commenced. The mixture was set
15 aside in the fridge for 3 hours, then filtered and the resulting solid dried *in vacuo* (12.2g, 38%).
 δ H (CDCl₃, 250MHz) : 7.05-6.80 (3H, m), 3.38 (2H, s).

20 (c) 6-(2-Chloro-ethanoyl)-7-fluoro-4*H*-benzo[1,4]thiazin-3-one

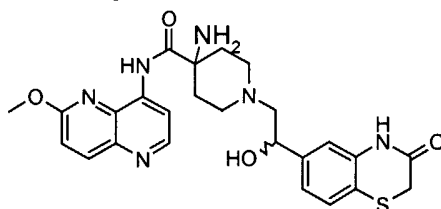
This was prepared from (b) (1.5g) and chloroacetylchloride (0.7 ml) according to the procedure for (8a) with the modification that the mixture was heated to reflux for 4 hours. After precipitation, a solid (0.25g, 12%) was obtained.
MS (+ve ion electrospray) *m/z* 260 (MH⁺).

25 (d) Title compound

A solution of amine (2d) (116 mg, 0.38 mmol) and chloromethyl ketone (c) (100 mg, 0.38 mmol) in N,N-dimethylformamide (2 ml) was treated with potassium carbonate (58 mg, 0.42 mmol). After 3 hours the mixture was filtered into a solution of tetrahydrofuran/water/methanol (1 ml/5 ml/3 ml) containing sodium borohydride (20 mg).
30 After 1 hour the mixture was partitioned between ethyl acetate and brine. The organic extract was dried and evaporated. The residue was chromatographed eluting with a methanol/ethyl acetate gradient affording the free base of the title compound as an oil (10 mg, 5%).
35 δ H (CD₃OD, 250MHz): 8.60 (1H, d), 8.55 (1H, d), 8.17 (1H, d), 7.25 (1H, d), 7.18 (1H, d), 7.07 (1H, d), 5.20 (1H, t), 4.15 (3H, s), 3.40 (2H, s), 3.20-3.05 (2H, m), 2.85-2.70 (4H, m), 2.50-2.35 (2H, m), 1.75-1.65 (2H, m).

The free base in dichloromethane was treated with 2 equivalents of oxalic acid (0.1 M in ether) to give the title compound as a white solid.

Example 12 4-Amino-1-[2- *R,S*-hydroxy-2-(3-oxo-3,4-dihydro-2*H*-benzo[1,4]thiazin-6-yl)-ethyl]-piperidine-4-carboxylic acid (6-methoxy-[1,5]naphthyridin-4-yl)-amide dihydrochloride



(a) 4-Amino-1-[2-oxo-2-(3-oxo-3,4-dihydro-2*H*-benzo[1,4]thiazin-6-yl)-ethyl]-piperidine-4-carboxylic acid (6-methoxy-[1,5]naphthyridin-4-yl)-amide

This was prepared by reaction of chloromethyl ketone (8a) and amine (2d) by the same procedure as for Example (8b). After 6 hours at room temperature the mixture was filtered and evaporated. Trituration with water afforded a solid (390 mg, 90%).
MS (+ve ion electrospray) m/z 507 (MH^+)

(b) Title compound

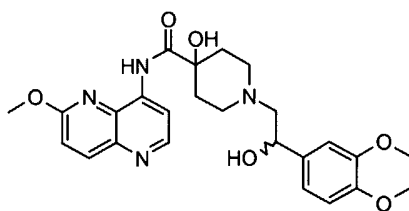
A solution of ketone (a) (200 mg, 0.4 mmol) in tetrahydrofuran/methanol (15 ml/15 ml) was treated at 0°C with sodium borohydride (15 mg, 0.4 mmol). After 3 hours at room temperature, workup and chromatography in a similar manner as for Example (11d) afforded the free base of the title compound as a solid (35 mg, 20%).

δH (CD_3OD , 250MHz): 8.60 (1H, m), 8.50 (1H, m), 8.15 (1H, m), 7.30-7.20 (2H, m), 7.07-7.02 (2H, m), 4.85 (1H, m), 4.12 (3H, s), 3.40 (2H, s), 2.95 (2H, m), 2.80-2.30 (6H, m), 1.60 (2H, m).

MS (+ve ion electrospray) m/z 509 (MH^+).

The free base in dichloromethane/methanol was treated with 2 equivalents of hydrochloric acid (1M in ether) to give the title compound as a white solid.

Example 13 1-[2-(2,3-Dihydro-benzo[1,4]dioxin-6-yl)-2-(*R,S*)-hydroxy-ethyl]-4-hydroxy-piperidine-4-carboxylic acid (6-methoxy-[1,5]naphthyridin-4-yl)-amide dihydrochloride



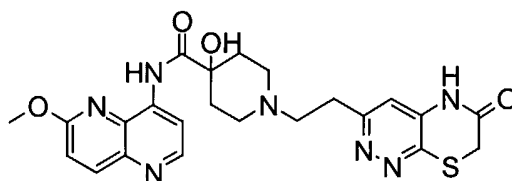
A mixture of piperidine Example (3c) (0.10g, 0.33 mmol), 6-(2-bromoethanoyl)-2,3-dihydro-benzo[1,4]dioxin (0.090g, 0.35 mmol), potassium carbonate (0.049g, 0.35 mmol) and tetrabutylammonium iodide (10 mg) in N,N-dimethylformamide (5 ml) was stirred at room temperature for 6.5 hours. Water was added to give a total volume of 40 ml, and the resulting precipitate was filtered off, washing with water. This solid was dissolved in 1:1 dichloromethane/methanol (20 ml). Sodium borohydride was added and the mixture was stirred for 1 hour at room temperature, then slightly acidified with dilute hydrochloric acid and evaporated. The residue was dissolved in water, basified, and extracted with dichloromethane/methanol. The extract was washed with brine, dried and evaporated. Chromatography on silica eluting with 2-5% methanol/dichloromethane gave the free base of the title compound (0.109g, 69%).

δ H (CD₃OD/CDCl₃, 250MHz): 8.62 (1H, d), 8.55 (1H, d), 8.18 (1H, d), 7.23 (1H, d), 6.90 (1H, s), 6.83 (2H, m), 4.73, (1H, dd), 4.25(4H, s), 4.16 (3H, s), 3.01 (1H, br d), 2.87 (1H, br d), 2.75-2.4 (4H, m), 2.39 (1H, dd), 2.28 (1H, dd), 1.76 (2H, br d).

MS (+ve ion electrospray) m/z 481(MH⁺).

A solution of the free base in dichloromethane/methanol was treated with 2 equivalents of hydrogen chloride (4M solution in 1,4-dioxan). The solvent was evaporated and the residue was triturated with ether and dried to give the title compound.

Example 14 4-Hydroxy-1-[2-(6-oxo-6,7-dihydro-5H-pyridazino[3,4-b][1,4]thiazin-3-yl)-ethyl]-piperidine-4-carboxylic acid (6-methoxy-[1,5]naphthyridin-4-yl)-amide dihydrochloride



(a) 4-Amino-3,6-dichloropyridazine

A suspension of 3,4,6-trichloropyridazine (prepared by the method of B. Kasnar et al, Nucleosides and Nucleotides, 1994, 13, 459) (10.0g) in conc. aqueous ammonia (1L) was heated at 75°C for 16h. The mixture was concentrated to a small volume and extracted several times with ethyl acetate. The extracts were washed with brine, dried and evaporated. The crude product was recrystallised from ethyl acetate to give a solid (5.03g)

(b) 3-Chloro-6-oxo-6,7-dihydro-5H-pyridazino[3,4-b][1,4]thiazine

To a well-stirred suspension of sodium hydride (60% in mineral oil, 0.35g, 8.5 mmol) in anhydrous dimethylformamide (10mL) at 0°C was added methyl mercaptoacetate (0.70mL, 7.9 mmol). After stirring at this temperature for 20min, a

solution of 4-amino-3,6-dichloropyridazine (14a)(1.29g, 7.87 mmol) in dimethylformamide (10mL) was added. The mixture was stirred at room temperature for 16h, then most of the solvent was removed in vacuo. The residue was diluted with water, the precipitate was filtered off, washed with water and dried. Chromatography on silica
5 (0-2% methanol/dichloromethane) gave the product (0.21g, 13%).
MS (+ve ion electrospray) m/z 202/204 (MH^+)

(c) 6-Oxo-3-vinyl-6,7-dihydro-5H-pyridazino[3,4-b][1,4]thiazine

To a mixture of the pyridazinothiazine (14b) (0.15g, 0.75 mmol),
10 bis(triphenylphosphine)palladium(II) chloride (84mg, 0.12 mmol) and lithium chloride (63mg, 1.2 mmol) in dimethylformamide (3mL) was added tributyl(vinyl)tin (0.36mL, 1.2 mmol). The mixture was heated at 110-120°C for 16h, then evaporated. The residue was partitioned between water and ethyl acetate, the aqueous phase was extracted further with ethyl acetate and the combined organics were dried and evaporated. Chromatography on
15 silica (0-3% methanol/dichloromethane) gave the product (45mg, 31%).
MS (+ve ion electrospray) m/z 194 (MH^+)

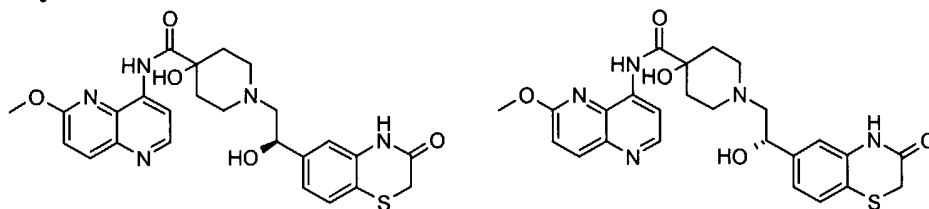
(d) Title compound

A mixture of the vinyl compound (14c) (67mg, 0.35 mmol), piperidine (3c)
20 (0.106g, 0.35 mmol) and acetic acid (0.03mL) in ethanol (2mL) was heated under reflux for 24h. Ethyl acetate and aqueous sodium bicarbonate were added and the phases separated. The aqueous phase was extracted several times with dichloromethane/methanol and the combined organics were dried and evaporated. Chromatography on silica gel (0-10% methanol/dichloromethane) gave the free base of the title compound (83mg, 48%).
25 MS (+ve ion electrospray) m/z 496 (MH^+)
 1H NMR δ ($CDCl_3/CD_3OD$) 8.63 (1H, br s), 8.55 (1H, br s), 8.19 (1H, d), 7.72 (broad), 7.26 (1H, d), 7.00 (1H, s), 4.17 (3H, s), 3.72 (2H, s), 3.22-2.92 (6H, m), 2.68 (2H, t), 2.35 (2H, t), 1.81 (2H, d).

The free base in chloroform/methanol was treated with 2 equivalents of 0.4M
30 hydrochloric acid in dioxan. Evaporation of solvent and trituration with ether gave the dihydrochloride salt.

Example 15 4-Hydroxy-1-[2-R-hydroxy-2-(3-oxo-3,4-dihydro-2H-benzo[1,4]thiazin-6-yl)-ethyl]-piperidine-4-carboxylic acid (6-methoxy-
35 **[1,5]naphthyridin-4-yl)-amide dihydrochloride**

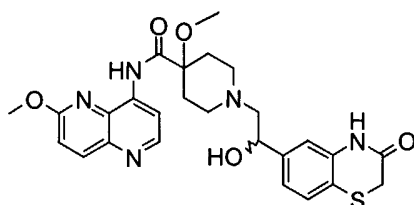
and 4-Hydroxy-1-[2-S-hydroxy-2-(3-oxo-3,4-dihydro-2H-benzo[1,4]thiazin-6-yl)-ethyl]-piperidine-4-carboxylic acid (6-methoxy-[1,5]naphthyridin-4-yl)-amide dihydrochloride



- 5 A sample of the racemate Example 9 (200mg) was separated by HPLC on a Chirobiotic V column (vancomycin stationary phase, 250mm x 4.6mm i.d.) eluted with 0.1% acetic acid and 0.1% triethylamine in methanol, 1.0mL/min. to give a faster-eluting isomer (r.t. 13.0 min., 63mg, 89.8% e.e.) and a slower-eluting isomer (r.t. 14.1 min., 70mg, 93.6% e.e.). For each isomer, the compound was suspended in aqueous sodium bicarbonate and extracted several times with dichloromethane/methanol. After drying and evaporation of the extracts, the residue, together with undissolved solid, was dissolved in methanol and treated with a few drops of 5M hydrochloric acid. Evaporation of the methanol gave the dihydrochloride salts.
- 10 MS (+ve ion electrospray) m/z 510(MH⁺).

15

Example 16 1-[2- *R,S*-Hydroxy-2-(3-oxo-3,4-dihydro-2H-benzo[1,4]thiazin-6-yl)-ethyl]- 4-methoxy-piperidine-4-carboxylic acid (6-methoxy-[1,5]naphthyridin-4-yl)-amide dihydrochloride



- 20 (a) 4-Methoxypiperidine-1,4-dicarboxylic acid, 1-tert-butyl ester 4-methyl ester
- 4-Hydroxypiperidine-1,4-dicarboxylic acid, 1-tert-butyl ester (3a) was first methylated with methyl iodide and potassium carbonate in dimethylformamide (room temperature, overnight) to give the 4-methyl ester (100%), then methylated again by treatment with sodium hydride in THF (room temp., 1h) followed by methyl iodide
- 25 (room temp., overnight), to give the 4-methoxy diester as a yellow gum (61% from 4-hydroxy acid).
- MS (+ve ion APCI) m/z 174(loss of C₅H₈O₂ from MH⁺).

(b) 4-Methoxypiperidine-1,4-dicarboxylic acid, 1-tert-butyl ester 4-amide

A solution of the ester (16a)(1.34g, 4.9 mmol) in THF (20 mL) was saturated with gaseous ammonia and left to stand at room temperature for three days. Aqueous ammonia (d=0.88, 20mL) was then added and the mixture was stirred vigorously for 4 days, then evaporated. The residue was chromatographed on silica (50- 100% ethyl acetate/hexanes) to give the amide as a white solid (0.25g, 20%), and recovered ester (0.83g, 62%). MS (+ve ion APCI) m/z 159 (loss of C₅H₈O₂ from MH+).

(c) 4-Methoxy-4-(6-methoxy-[1,5]naphthyridin-4-ylcarbamoyl)- piperidine-1-carboxylic acid tert-butyl ester

This was prepared from the amide (16b) (0.24g, 0.93 mmol) and triflate (1b) (0.29g, 0.93mmol) by the method of Example (3b, method B). Chromatography on silica gel (0-1.5% methanol/dichloromethane) gave the coupled product (0.35g, 90%). MS (+ve ion electrospray) m/z 417 (MH+).

(d) 4-Methoxy-4-(6-methoxy-[1,5]naphthyridin-4-ylcarbamoyl)- piperidine

The tert-butyl ester (16c) was treated with trifluoroacetic acid by the method of Example (1j) to give a white solid (100%). MS (+ve ion electrospray) m/z 317 (MH+).

(e) Title compound

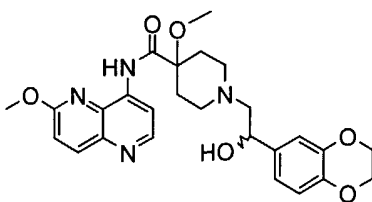
This was prepared from piperidine (16d) (0.10g, 0.32 mmol) and chloroketone (8a) (81mg, 0.33mmol) by the method of Example 13. Chromatography on silica (0-5% methanol/dichloromethane) gave the free base (115mg, 69%).

¹H (CDCl₃): 10.53 (1H, s), 8.72 (1H, d), 8.50 (1H, d), 8.23 (1H, d), 8.09(1H, broad s), 7.29 (1H, d), 7.17 (1H, d), 6.99(1H, d), 6.95(1H, s), 4.72 (1H, dd), 4.13 (3H, s), 3.43(2H, s), 3.42 (3H, s), 3.05 (1H, m) 2.72 (2H, m), 2.60 (1H, dd), 2.45 (2H, m), 2.30 (2H, m), 1.99 (2H, br m).

MS (+ve ion electrospray) m/z 524 (MH+).

The dihydrochloride salt was prepared as described for Example 13, but using 0.4M hydrogen chloride in dioxan.

Example 17 1-[2-(2,3-Dihydro-benzo[1,4]dioxin-6-yl)-2- *R,S*-hydroxy-ethyl]- 4-methoxy-piperidine-4-carboxylic acid (6-methoxy-[1,5]naphthyridin-4-yl)-amide dihydrochloride



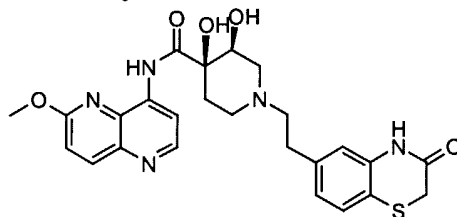
This was prepared from piperidine (16d) (0.10g, 0.32 mmol) and 6-(2-bromoethanoyl)-2,3-dihydro-benzo[1,4]dioxin (84mg, 0.33mmol) by the method of Example 13. Chromatography on silica (0-5% methanol/dichloromethane) gave the free base (118mg, 75%).

δ H (CDCl₃): 10.52 (1H, s), 8.72 (1H, d), 8.50 (1H, d), 8.22 (1H, d), 7.17 (1H, d), 6.91 (1H, s), 6.84 (2H, s), 4.65 (1H, dd), 4.25 (4H, s), 4.13 (3H, s), 3.41 (3H, s), 3.04 (1H, m), 2.75 (1H, m), 2.68 (1H, dd), 2.55-2.17 (5H, complex m), 1.97 (2H, br m).

MS (+ve ion electrospray) m/z 495 (MH⁺).

The dihydrochloride salt was prepared as described for Example 16.

Example 18 (3S/R,4R/S)-3,4-Dihydroxy-1-[2-(3-oxo-3,4-dihydro-2H-benzo[1,4]thiazin-6-yl)-ethyl]-piperidine-4-carboxylic acid (6-methoxy-[1,5]naphthyridin-4-yl)-amide dihydrochloride



(a) 1,2,3,6-Tetrahydro-pyridine-1,4-dicarboxylic acid 1-tert-butyl ester

A solution of 1-methyl-1,2,3,6-tetrahydro-pyridine-4-carboxylic acid ethyl ester (54.5g, 323.5 mmol) in anhydrous 1,2-dichloroethane (150mL) was cooled in ice. 1-Chloroethyl chloroformate (34.88mL, 323.5 mmol) was added and the mixture was stirred at 0°C for 10 min, then heated under reflux for 3h. Solvent was then evaporated and the residue was dissolved in methanol and heated under reflux for 2h, then evaporated again. The crude product was dissolved in dichloromethane (500mL) containing triethylamine (90.8mL), and di-tert-butyl dicarbonate (77.4g, 355mmol) was added in portions. The mixture was stirred at room temperature for 3 days, then washed with water and dilute hydrochloric acid, dried and evaporated. Chromatography on silica (5-10% ethyl acetate/hexanes) gave the 1-tert-butyl carbamate as methyl and ethyl esters (partially separated), which were hydrolysed by treatment with 2% aqueous sodium hydroxide (14.5mL) in THF (30mL) at room temperature for 24h. Acidification to pH2 and extraction with ethyl acetate gave the carboxylic acid (6.79g).

MS (-ve ion electrospray) m/z 226 (M-H⁻).

(b) 1,2,3,6-Tetrahydro-pyridine-1,4-dicarboxylic acid 1-tert-butyl ester 4-benzyl ester

The acid (18a) (5.56, 24.5 mmol) was esterified by treatment with potassium carbonate (3.84g, 30 mmol) and benzyl bromide (2.83mL, 24 mmol) in

5 dimethylformamide (60mL) at room temperature for 3 days. The mixture was filtered and evaporated, the residue was dissolved in ethyl acetate, filtered and evaporated again to give the ester (7.92g, 100%).

(c) (3S/R,4R/S)-3,4-Dihydroxy-piperidine-1,4-dicarboxylic acid 1-tert-butyl ester 4-
10 benzyl ester

To a solution of ester (18b) (6.15g, 19.5 mmol) and N-methylmorpholine N-oxide (4.8g, 41 mmol) in 1:1 acetone/water (160mL) was added osmium tetroxide (1% aqueous solution, 10.3mL, 0.33 mmol). After stirring overnight, solid sodium metabisulphite was added, the mixture was stirred for 30 min, filtered through kieselguhr and partially

15 evaporated. The aqueous residue was acidified to pH1 (dil. HCl) and extracted with ethyl acetate. Extracts were washed with brine, dried and evaporated. Chromatography on silica (20-50% ethyl acetate/ petroleum ether) gave the diol (3.07g, 45%).

(d) (3S/R,4R/S)-3,4-Dihydroxy-piperidine-1,4-dicarboxylic acid 1-tert-butyl ester 4-
20 amide

The diol ester (18c) (3.07g, 8.75 mmol) was dissolved in THF (50mL) and stirred with aqueous ammonia (d=0.88, 50mL) at room temperature for 3 days. Evaporation of solvent and chromatography on silica (0-20% methanol/ethyl acetate) gave the amide (1.16g, 51%).

25 MS (-ve ion electrospray) m/z 259 (M-H⁻).

(e) (3S/R,4R/S)-3,4-Dihydroxy-(6-methoxy-[1,5]naphthyridin-4-ylcarbamoyl)-piperidine-1-carboxylic acid tert-butyl ester

This was prepared from the amide (18d) 1.35g, 5.2 mmol) and triflate (1b) (1.63g, 5.2 mmol) by the method of Example (3b, Method B). Chromatography on silica gel (0-10% methanol/dichloromethane) and recrystallisation from dichloromethane gave the coupled product (0.43g, 20%).

MS (+ve ion electrospray) m/z 419 (MH⁺).

35 (f) (3S/R,4R/S)-3,4-Dihydroxy-(6-methoxy-[1,5]naphthyridin-4-ylcarbamoyl)-piperidine

The tert-butyl carbamate (18e) (0.42g, 1 mmol) was suspended in dichloromethane (5mL) and treated with trifluoroacetic acid (5mL). The resulting solution

was allowed to stand for 2h, then evaporated. The residue was dissolved in a small volume of water, basified with sodium bicarbonate and the precipitate was filtered off, washed with water and dried to give the piperidine (0.29g, 91%).

MS (+ve ion electrospray) m/z 319 (MH⁺).

5

(g) Title compound

The piperidine (18f) (0.13g, 0.41 mmol) was alkylated with the mesylate (1f) (0.12g, 0.42 mmol) by the method of Example 1 (at 60°C rather than room temperature). Chromatography on silica (0-10% methanol/dichloromethane) gave the free base of the

10

title compound (50mg, 24%).
¹H (d6-DMSO, 400MHz): 11.06 (1H, s), 10.49 (1H, s), 8.69 (1H, d), 8.50 (1H, d), 8.28 (1H, d), 7.33 (1H, d), 7.22 (1H, d), 6.87 (1H, d), 6.85 (1H, s), 5.89 (1H, s), 5.07 (1H, d), 4.12 (3H, s), 4.01 (1H, s), 3.96 (1H, s), 3.43 (2H, s), 2.78 (1H, m), 2.67 (3H, m), 2.22 (2H, m), 1.99 (1H, br t), 1.69 (1H, br d).

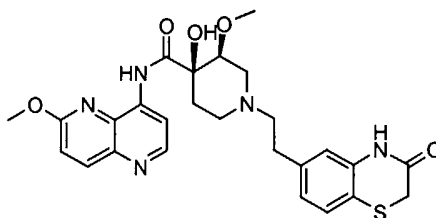
15

MS (+ve ion electrospray) m/z 510(MH⁺).

The dihydrochloride salt was prepared as described for Example 16.

Example 19 4-*R/S*-Hydroxy-3-*S/R*-methoxy-1-[2-(3-oxo-3,4-dihydro-2H-benzo[1,4]thiazin-6-yl)-ethyl]-piperidine-4-carboxylic acid (6-methoxy-[1,5]naphthyridin-4-yl)-amide dihydrochloride

20



(a) 1,2,3,6-Tetrahydro-pyridine-1,4-dicarboxylic acid 1-tert-butyl ester 4-methyl ester

The acid (18a) (5.42g, 24.9 mmol) was esterified by treatment with potassium carbonate (3.84g, 30 mmol) and methyl iodide (1.63mL, 26.3 mmol) in dimethylformamide (60mL) at room temperature overnight. The mixture was filtered and evaporated, the residue was dissolved in ethyl acetate, filtered and evaporated again to give the ester (5.72g, 99%).

25

(b) (3*S/R*,4*R/S*)-3,4-Dihydroxy-piperidine-1,4-dicarboxylic acid 1-tert-butyl ester 4-methyl ester

30

To a solution of ester (19a) (5.72g, 23.7 mmol) and N-methylmorpholine N-oxide (5.84g, 49.9 mmol) in 1:1 acetone/water (160mL) was added osmium tetroxide (4% aqueous solution, 3.12mL, 0.4 mmol). After stirring overnight, the mixture was filtered

through kieselguhr and partially evaporated. The aqueous residue was acidified to pH1 (dil. HCl) and extracted with ethyl acetate. Extracts were washed with brine, dried and evaporated. Chromatography on silica (30-60% ethyl acetate/ hexanes) gave the diol (4.8g, 74%).

5

(c) 4-*R/S*-Hydroxy-3-*S/R*-methoxy-piperidine-1,4-dicarboxylic acid 1-tert-butyl ester 4-methyl ester

Sodium hydride (60% in mineral oil, 0.54g, 13.5 mmol) was washed with anhydrous THF then suspended in THF (60mL). A solution of diol (19b) (azeotropically dried with toluene, 3.37g, 12.27 mmol) in THF (60mL) was then added and the mixture was stirred for 0.5h. To the resulting solution was added dimethyl sulphate (1.15mL, 12.13 mmol) and the mixture was stirred at room temperature for 24h. Solvent was evaporated, the residue was dissolved in ethyl acetate/water, and the aqueous phase was extracted again (EtOAc). Extracts were washed with brine, dried and evaporated.

Chromatography (together with crude product from a smaller preparation, 0.25g diol) gave the monomethyl ether (1.14g, 32%) [and some 3,4-dimethyl diether (0.19g, 5%) and recovered diol (1.0g,30%)].

MS (+ve ion APCI) m/z 190 (loss of C₅H₈O₂ from MH⁺).

20 (d) 4-*R/S*-hydroxy-3-*S/R*-methoxy-piperidine-1,4-dicarboxylic acid 1-tert-butyl ester

The ester (19c) (1.13g, 3.9 mmol) was hydrolysed by treatment with aqueous 2M sodium hydroxide (5ml, 10mmol) in THF (10mL) at room temperature overnight. The mixture was made mildly acidic (dil. HCl) and extracted three times with ethyl acetate. Extracts were dried and evaporated to give the acid (1.08g, 100%).

25 MS (-ve ion electrospray) m/z 274 (M-H⁻).

(e) 4-*R/S*-hydroxy-3-*S/R*-methoxy-piperidine-1,4-dicarboxylic acid 1-tert-butyl ester 4-amide

To a solution of acid (19d) (1.08g, 3.93 mmol) and N-hydroxysuccinimide (0.45g, 3.93 mmol) in dry ethyl acetate (15mL) was added a solution of 1,3-dicyclohexylcarbodiimide (0.8g, 3.93 mmol) in dry ethyl acetate (3mL). The mixture was stirred for 4h, cooled in ice and filtered, washing through with cold EtOAc. Evaporation of the filtrate gave the succinimide ester (1.23g). This was dissolved in THF (20mL) and gaseous ammonia was bubbled through for 10 min. Further ammonia was passed through after 1.5h, and after another 1h the mixture was evaporated. The residue was dissolved in dichloromethane/water and the aqueous phase was extracted with

35

dichloromethane/methanol. Evaporation of the extracts gave the amide (0.89g, 83% from acid).

MS (+ve ion electrospray) m/z 175 (loss of C₅H₈O₂ from MH⁺).

- 5 (f) 4-*R/S*-hydroxy-3-*S/R*-methoxy-4-(6-methoxy-[1,5]naphthyridin-4-ylcarbamoyl)-piperidine-1-carboxylic acid tert-butyl ester

This was prepared from the amide (19e) (0.89g, 3.25 mmol) and triflate (1b) (1.02g, 3.25 mmol) by the method of Example (3b, Method B). Chromatography on silica gel (0-3% methanol/dichloromethane) gave the coupled product (0.89g, 63%).

- 10 MS (+ve ion electrospray) m/z 433 (MH⁺).

(g) 4-*R/S*-hydroxy-3-*S/R*-methoxy-4-(6-methoxy-[1,5]naphthyridin-4-ylcarbamoyl)-piperidine

- 15 The tert-butyl carbamate (19f) (0.88g, 2.04 mmol) was suspended in dichloromethane (5mL) and treated with trifluoroacetic acid (5mL). The resulting solution was allowed to stand for 1.75h, then evaporated. The residue was dissolved in a small volume of water, basified with sodium bicarbonate and the precipitate was filtered off, washed with water and dried to give the piperidine (0.83g, 100%).
MS (+ve ion electrospray) m/z 333 (MH⁺).

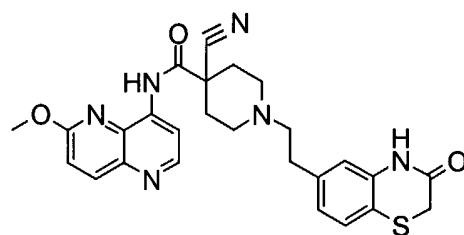
20

(h) Title compound

- The piperidine (19g) (0.25g, 0.75 mmol) was alkylated with the mesylate (1f) (0.21g, 0.75 mmol) by the method of Example 1 (at 50°C rather than room temperature), with further additions of mesylate (0.21g) and potassium carbonate (55mg) after 48h
25 followed by overnight heating.. Chromatography on silica (0-5% methanol/dichloromethane) gave the free base of the title compound (106mg, 27%).
δH (CDCl₃/CD₃OD, 250MHz): 8.65 (1H, d), 8.59 (1H, d), 8.18 (1H, d), 7.23 (2H, d), 6.90 (1H, d), 6.84 (1H, s), 4.18 (3H, s), 4.02 (1H, dd), 3.39 (5H, s), 3.17 (1H, dd), 2.83 (3H, m), 2.72 (2H, m), 2.47 (1H, t), 2.31 (1H, t), 2.20 (1H, td), 1.87 (1H, d).
30 MS (+ve ion electrospray) m/z 524(MH⁺).

The dihydrochloride salt was prepared as described for Example 16.

- Example 20 4-Cyano-1-[2-(3-oxo-3,4-dihydro-2*H*-benzo[1,4]thiazin-6-yl)-ethyl]-piperidine-4-carboxylic acid (6-methoxy-[1,5]naphthyridin-4-yl)-amide**
35 **dihydrochloride**



(a) Bis-(2-chloroethyl)carbamic acid tert-butyl ester

A solution of bis-(2-chloroethyl)amine hydrochloride (50g, 0.28 mol) and di-tert-butyl dicarbonate (61g, 0.28 mol) in dichloromethane (250mL) was treated with triethylamine (44.2mL) over 20 min, then stirred overnight. The mixture was filtered and evaporated, and the residue was dissolved in water and extracted with ether (X3). Extracts were dried and evaporated to give an oil (66.9g, 99%).

(b) 4-Cyano-piperidine-1,4-dicarboxylic acid 1-tert-butyl ester 4-methyl ester

This compound was prepared from carbamate (20a) (27.2g, 0.112 mol) and methyl cyanoacetate 10mL, 0.112 mol) by the method of Example (6b). Chromatography on silica (30% ethyl acetate/hexane) gave the pure product (1g).

(c) 4-Cyano-piperidine-1,4-dicarboxylic acid 1-tert-butyl ester

The ester (20b) (1g) was hydrolysed by the method of Example (19d) (reaction time 4 days) in 53% yield.
MS (-ve ion electrospray) m/z 253 (M-H).

(d) 4-Cyano-piperidine-1,4-dicarboxylic acid 1-tert-butyl ester 4-amide

This was prepared from the acid (20c) (0.5g, 1.97 mmol) via the succinimide ester by the method of Example (19e). Yield 0.4 g, 93%.

(e) 4-Cyano-4-(6-methoxy-[1,5]naphthyridin-4-ylcarbamoyl)-piperidine-1-carboxylic acid 1-tert-butyl ester

This was prepared from the amide (20d) (0.38g, 1.5 mmol) and triflate (1b) (0.47g, 1.5 mmol) by the method of Example (3b, Method B). Chromatography on silica gel (1-3% methanol/dichloromethane) gave the coupled product (0.45g, 73%).
MS (+ve ion APCI) m/z 412 (MH⁺).

(f) 4-Cyano-4-(6-methoxy-[1,5]naphthyridin-4-ylcarbamoyl)-piperidine

The carbamate (20e) (0.44g, 1.07 mmol) was deprotected by the method of Example (19g) to give the piperidine 0.24g, 72%).
MS (+ve ion APCI) m/z 312 (MH⁺).

(g) Title compound

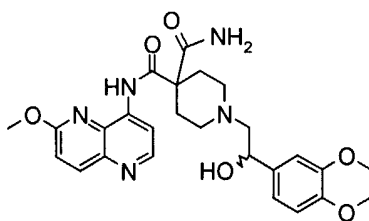
The piperidine (20f) (0.112g, 0.36 mmol) was alkylated with the mesylate (1f) (0.103g, 0.36 mmol) by the method of Example 1 (at 80°C rather than room temperature) with potassium carbonate replaced by sodium hydrogen phosphate (2 equivalents). Chromatography on silica (0-3% methanol/dichloromethane) gave the free base of the title compound (0.11g, 61%).

δ H (CDCl₃, 250MHz): 10.64 (1H, br s), 8.73(1H, d), 8.44(1H, d), 8.23(1H, d), 7.24(1H, d), 7.19(1H, d), 6.88(1H, dd), 6.74(1H, dd), , 4.15(3H, s), 3.44(2H, s), 3.09(2H, m), 2.77(2H, m), 2.68(2H, m), 2.42 (4H, m), 2.12 (2H, m)

MS (+ve ion electrospray) m/z 503(MH⁺).

The dihydrochloride salt was prepared as described for Example 16.

Example 21 1-[2-(2,3-Dihydro-benzo[1,4]dioxin-6-yl)-2- *R,S*-hydroxy-ethyl]-piperidine-4,4-dicarboxylic acid amide (6-methoxy-[1,5]naphthyridin-4-yl)-amide dihydrochloride



(a) Piperidine-1,4,4-tricarboxylic acid 1-tert-butyl ester 4,4-dimethyl ester

This compound was prepared from carbamate (20a) (13.4g, 55.3 mmol) and dimethyl malonate (7.3g, 55.3 mmol) by the method of Example (6b). Chromatography on silica (20-30% ethyl acetate/hexane) gave an oil (1.73g, 10%).

MS (+ve ion APCI) m/z 202 (loss of C₅H₈O₂ from MH⁺).

(b) Piperidine-1,4,4-tricarboxylic acid 1-tert-butyl ester 4,4-diamide

The dimethyl ester (21a) (1.05g, 3.5 mmol) was stirred in aqueous ammonia (d=0.88, 10mL) at room temperature for 3 days. Evaporation and trituration with dichloromethane gave a white solid (0.76g, approx. 65% pure).

MS (-ve ion electrospray) m/z 270 (M-H⁻).

(c) 4-(6-methoxy-[1,5]naphthyridin-4-ylcarbamoyl)-piperidine-1,4-dicarboxylic acid 1-tert-butyl ester 4-amide

This was prepared from the amide (21b) (approx. 65% pure ,0.76g, 1.8 mmol) and triflate (1b) (0.55g, 1.8 mmol) by the method of Example (3b, method B).

Chromatography on silica gel (2-5% methanol/dichloromethane) gave the coupled product (0.33g, 43%).

MS (+ve ion APCI) m/z 430 (MH^+).

5 (d) 4-(6-methoxy-[1,5]naphthyridin-4-ylcarbamoyl)-piperidine-4-carboxylic acid amide

A solution of amide (21c) (0.32g, 0.75 mmol) in dichloromethane (5mL) was treated with trifluoroacetic acid at room temperature. After 2.5h the mixture was evaporated, the residue was basified with sodium bicarbonate, evaporated again and the residue adsorbed onto silica from dichloromethane/methanol. Chromatography on silica
10 (10% methanol/dichloromethane) gave a solid (0.74g, >100%), probably containing sodium trifluoroacetate.

(e) Title compound

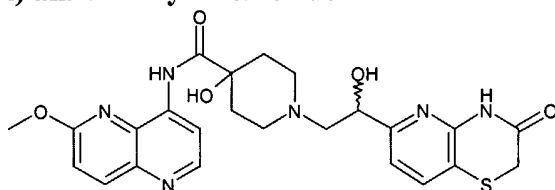
This was prepared from piperidine (21d) (0.30g, 0.30 mmol) and 6-(2-bromoethanoyl)-2,3-dihydro-benzo[1,4]dioxin (64mg, 0.30mmol) by the method of
15 Example 13. Chromatography on silica (5% methanol/dichloromethane) gave the free base (90mg, 59%).

δH ($CDCl_3$): 10.43 (1H, s), 8.70 (1H, d), 8.43 (1H, d), 8.21 (1H, d), 7.16 (1H, d), 6.88 (1H, s), 6.82 (2H, s), 6.14 (1H, br s), 5.56 (1H, br s), 4.63 (1H, t), 4.24 (4H, S), 4.16
20 (3H, s), 2.87 (2H, m), 2.59 (2H, m), 2.48 (2H, d), 2.39 (4H, m)

MS (+ve ion APCI) m/z 530 (MNa^+).

The dihydrochloride salt was prepared as described for Example 16.

**Example 22 4-Hydroxy-1-[2-(RS)-2-hydroxy-2-(3-oxo-3,4-dihydro-2H-pyrido[3,2-
25 b][1,4]thiazin-6-yl)-ethyl]-piperidine-4-carboxylic acid (6-methoxy-[1,5]naphthyridin-4-yl) amide dihydrochloride**



(a) Methyl 3-oxo-3,4-dihydro-2H-pyrido[3,2-b][1,4]thiazine-6-carboxylate

A solution of ethyl 2-mercaptoacetate (1.473ml) in DMF (48ml) was ice-cooled and treated with sodium hydride (540mg of a 60% dispersion in oil). After 1 hour methyl
30 6-amino-5-bromopyridine-2-carboxylate (3g) (T. R. Kelly and F. Lang, J. Org. Chem. 61, 1996, 4623-4633) was added and the mixture stirred 16 hours at room temp. The solution was diluted with EtOAc (1 litre), washed with water (3x300ml), dried and evaporated to about 10ml. The white solid was filtered off and washed with a little EtOAc (0.95g).

MS (APCI⁻) *m/z* 223 ([M-H]⁻, 100%)

(b) 3-Oxo-3,4-dihydro-2*H*-pyrido[3,2-*b*][1,4]thiazine-6-carboxylic acid

A solution of the ester (22a) (788mg) in dioxan (120ml)/water (30ml) was treated dropwise over 2 hours with 0.5M NaOH solution (8ml) and stirred overnight. After evaporation to approx. 3ml, water (5ml) was added and 2N HCl to pH4. The precipitated solid was filtered off, washed with a small volume of water and dried under vacuum (636mg).

MS (APCI⁻) *m/z* 209 ([M-H]⁻, 5%), 165([M-COOH]⁻, 100%)

10

(c) 6-Chloroacetyl-3-oxo-3,4-dihydro-2*H*-pyrido[3,2-*b*][1,4]thiazine

A suspension of the carboxylic acid (22b) (500 mg) in dry THF (20 ml) was treated with triethylamine (0.396 ml) and stirred 5 minutes under argon. The solution was cooled to -10°C, treated with isobutyl chloroformate (0.339 ml), stirred 20 mins. and filtered through kieselguhr. The filtrate was cooled to -20°C, treated with excess diazomethane solution in ether and allowed to warm to room temperature overnight. It was evaporated to dryness and the residue dissolved in dichloromethane (20 ml), treated with 5N HCl (10 ml) and stirred vigorously 2 hours. After ice-cooling, sodium bicarbonate was added until the mixture was basic and the solid filtered off, washed with water and dried. The layers of the filtrate were separated and the aqueous re-extracted with dichloromethane (4x10 ml). The organic was dried and evaporated to give a solid. The solids were combined to give the product (0.53 g).

15
20

MS (APCI⁺) *m/z* 243 (MH⁺, 100%)

25 (d) Title compound

A suspension of piperidine (3c) (100 mg) in DMF (3 ml) was ice-cooled, treated with potassium carbonate (46 mg) and chloromethyl ketone (22c) (80 mg). After stirring 3 hours at room temp., water (30 ml) was added and the solid filtered, dried by suction and dissolved in dichloromethane/methanol (1:1, 20 ml). To the ice-cooled solution was added sodium borohydride (25 mg), and after stirring for 2 hours it was acidified slightly with dilute HCl and evaporated to low volume. Aqueous sodium bicarbonate (10 ml) was added and the mixture extracted with 10% ethanol/chloroform (4x20 ml). The organic extract was dried and evaporated and the residue chromatographed on silica gel (eluent chloroform/methanol/0.88 ammonia 95:5:0.5) to give free base of title compound (75 mg).

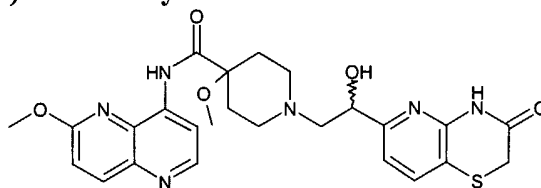
30
35

¹H NMR δ (CDCl₃) 1.79 (2H, dt), 2.3-2.6 (4H, m), 2.69 (1H, dt), 2.75-2.85 (2H, m), 2.96 (1H, broad s), 3.07 (1H, d), 3.49 (2H, s), 4.08 (3H, s), 4.74 (1H, dd), 7.14 (1H, d), 7.22 (1H, d), 7.64 (1H, d), 8.22 (1H, d), 8.28 (1H, broad s), 8.52 (1H, d), 8.70 (1H, d).

A solution of the free base in 1:1 chloroform/methanol (5 ml) was treated with 1M HCl in ether (0.4 ml) and evaporated to give title compound.

MS (+ve ion electrospray) m/z 511 (MH⁺, 100%)

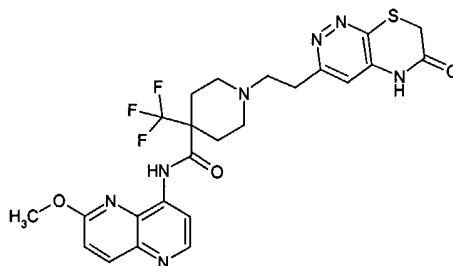
Example 23 4-Methoxy-1-[2-(RS)-2-hydroxy-2-(3-oxo-3,4-dihydro-2H-pyrido[3,2-b][1,4]thiazin-6-yl)-ethyl]-piperidine-4-carboxylic acid (6-methoxy-[1,5]naphthyridin-4-yl) amide dihydrochloride



This was prepared by reaction of piperidine (16d) with chloromethyl ketone (22c), followed by reaction with sodium borohydride, by the method of Example (22d) to give title compound (49%).

¹H NMR (free base) δ (CDCl₃) 1.96 (2H, dt), 2.2-2.35 (2H, m), 2.47 (1H, dt), 2.5-2.85 (4H, m), 3.02 (1H, d), 3.41 (3H, s), 3.49 (2H, s), 4.13 (3H, s), 4.76 (1H, dd), 7.17 (1H, d), 7.23 (1H, d), 7.64 (1H, d), 8.24 (1H, d), 8.50 (1H, d), 8.61 (1H, broad s), 8.73 (1H, d). MS (HCl salt) (+ve ion electrospray) m/z 525 (MH⁺, 100%)

Example 24 1-[2-(6-Oxo-6,7-dihydro-5H-8-thia-1,2,5-triazanaphthalen-3-yl)ethyl]-4-trifluoromethylpiperidine-4-carboxylic acid (6-methoxy-[1,5]naphthyridin-4-yl) amide dihydrochloride



(a) Methyl 1-t-butoxycarbonyl-4-trifluoromethylpiperidine-4-carboxylate

A solution of 1,1,1,3,3,3 hexamethyldisilazane (6.94 g) in THF (150 ml)/1,3-dimethyl-3,4,5,6-tetrahydro-2(1H)-pyrimidinone (25 ml) was cooled under argon to -20°C and treated with n-BuLi (18.9 ml of 2.5M solution in hexane). After 10 mins. it was cooled to -78°C and a solution of methyl 1-t-butoxycarbonylpiperidine-4-carboxylate (9.5 g) in THF (20 ml) added. After 1 hour 5-(trifluoromethyl)dibenzothiophenium

trifluoromethanesulfonate (17.3 g) was added, the reaction allowed to warm to room temp. and stirred 3 days. Excess aqueous citric acid was added, followed by EtOAc (600 ml). The solution was washed with water (3x400 ml), dried and evaporated.

Chromatography on silica gel gave the product (2.65 g).

5 MS (+ve ion electrospray) m/z 238 ($[M-tBuO]^+$, 100%)

(b) 1-t-Butoxycarbonyl-4-trifluoromethylpiperidine-4-carboxylic acid

A solution of ester (24a) (2.65 g) in THF (15 ml) was treated with 2N NaOH solution (4.7 ml), stirred overnight at room temp. and for 24 hours at 60°C, diluted with
10 water (20 ml) and washed with ether (30 ml). The aqueous was acidified to pH2 with dilute HCl and extracted with EtOAc (3x20 ml). The organic fraction was dried and evaporated to give the product as a white solid (2.48 g).

(c) 1-t-Butoxycarbonyl-4-trifluoromethylpiperidine-4-carboxamide

15 A solution of the carboxylic acid (24b) (2.48 g) in EtOAc (25 ml) was treated with N-hydroxysuccinimide (0.97 g) and a solution of dicyclohexylcarbodiimide (1.72 g) in EtOAc (5 ml) and stirred overnight. The mixture was filtered, the filtrate evaporated and the residue taken up in THF (25 ml). Ammonia gas was bubbled through for 15 mins., the solvent evaporated and water (25 ml) added. The aqueous was extracted with 10%
20 methanol/dichloromethane (3x25 ml), the organic fraction dried and evaporated to give product (2.37 g).

(d) 1-t-Butoxycarbonyl-4-trifluoromethylpiperidine-4-carboxylic acid (6-methoxy-[1,5]naphthyridin-4-yl) amide

25 A mixture of the carboxamide (24c) (1.0 g), tris(dibenzylideneacetone)dipalladium(0) (70 mg), racemic 2,2'-bis(diphenylphosphino)-1,1'-binaphthyl (140 mg), caesium carbonate (1.65 g) and dioxan (45 ml) was purged with argon for 10 mins., held in an ultrasonic bath for 5 mins. and treated with triflate (1b) (1.05 g). The mixture was heated under argon at 80°C overnight, filtered through
30 kieselguhr and evaporated. Chromatography on silica gel (30% EtOAc/hexane) gave the product (730 mg).

MS (+ve ion electrospray) m/z 355 ($[M-BOC+2H]^+$, 100%)

(e) 4-Trifluoromethylpiperidine-4-carboxylic acid (6-methoxy-[1,5]naphthyridin-4-yl) amide
35

The amide (24d) (730 mg) in dichloromethane (30 ml) was treated with TFA (20 ml), left 2 hours at room temp. and evaporated. Excess aqueous sodium bicarbonate was

added and the mixture extracted with 10% methanol/chloroform (2x 20 ml). The organic fraction was dried and evaporated to give the product (502 mg).

MS (+ve ion electrospray) m/z 355 (MH^+ , 100%)

5 (f) Title compound

A mixture of the amine (24e) (144 mg) and 3-vinyl-pyridazinothiazine (14c) (78 mg) in ethanol (3 ml)/acetic acid (0.04 ml) was refluxed overnight. Aqueous sodium bicarbonate (20 ml) was added and the mixture extracted with 10% methanol/chloroform (3x20 ml). The organic extract was dried and evaporated and the residue

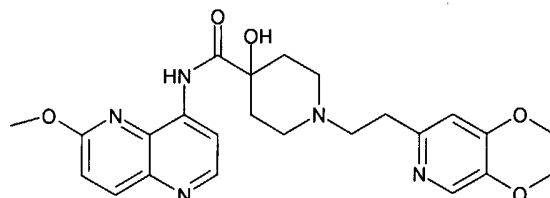
10 chromatographed (chloroform/methanol/0.88 ammonia 97:3:0.3) to give free base of the title compound (80 mg).

1H NMR δ ($CDCl_3/CD_3OD$) 2.12 (2H, dt), 2.32 (2H, broad t), 2.43 (2H, broad d), 2.77 (2H, t), 3.0-3.1 (4H, m), 3.61 (2H, s), 4.09 (3H, s), 6.81 (1H, s), 7.22 (1H, d), 8.23 (1H, d), 8.49 (1H, d), 8.70 (1H, d).

15 The free base in chloroform (5 ml) was treated with 1M HCl in ether (0.5 ml) and evaporated to give title compound as the hydrochloride salt.

MS (APCI+) m/z 548 (MH^+).

20 **Example 25 1-[2-(2,3-Dihydro-[1,4]dioxino[2,3-c]pyridin-7-yl)-ethyl]-4-hydroxy-piperidine-4-carboxylic acid (6-methoxy-[1,5]naphthyridin-4-yl)-amide hydrochloride**



(a) 5-Benzyloxy-2-hydroxymethyl-1 *H*-pyridin-4-one

A mixture of 5-benzyloxy-2-hydroxymethyl-4-pyrone (prepared from Kojic acid by the method of D. Erol, J. Med. Chem., 1994, **29**, 893) (9.7g, 40 mmol), concentrated aqueous (880) ammonia (100 ml), and ethanol (20 ml) was heated to reflux overnight. The mixture was allowed to cool to room temperature then filtered. The resultant solid was washed with ether and dried *in vacuo* (5.9g).

MS (+ve ion electrospray) m/z 232 (MH^+).

30

(b) (2,3-Dihydro-[1,4]dioxino[2,3-c]pyridin-7-yl)-methanol

A solution of (25a) (2g, 8.7 mmol) in water (220 ml) containing sodium hydroxide (17 mmol) was hydrogenated over 10% palladium on charcoal (1g) for 4 hours. The mixture was filtered and evaporated to give a white solid. This solid was dissolved in

N,N-dimethylformamide (8 ml) then treated with potassium carbonate (2.9g) and 1,2-dibromoethane (0.6 ml, 7 mmol). The mixture was heated at 85°C overnight. The cooled mixture was evaporated onto silica and chromatographed eluting with 10-30% methanol in ethyl acetate affording a white solid (250 mg, 21 %).

5 MS (+ve ion electrospray) m/z 232 (MH+).

(c) 2,3-Dihydro-[1,4]dioxino[2,3-c]pyridine-7-carboxaldehyde

A solution of (25b) (250 mg, 1.5 mmol) in dichloromethane (5 ml) was stirred with manganese dioxide (650 mg, 7.5 mmol). After 3 days the mixture was filtered and
10 evaporated affording a white solid (150 mg, 61%).

MS (+ve ion electrospray) m/z 166 (MH+).

(d) 1-(2,3-Dihydro-[1,4]dioxino[2,3-c]pyridin-7-yl)-2-trimethylsilyl-ethanol

A solution of aldehyde (25c) (1.2g) in tetrahydrofuran (20 ml) was treated at 0°C
15 under argon with a solution of trimethylsilylmethylmagnesium chloride in ether (1M; 8 ml, 8 mmol). After 2 hours the mixture was partitioned between ether - half saturated aqueous ammonium chloride solution. The organic extract was dried and evaporated affording an oil (1.6g).

MS (+ve ion electrospray) m/z 254 (MH+).

20

(e) 7-Vinyl-2,3-dihydro-[1,4]dioxino[2,3-c]pyridine

A solution of (25d) (1.6g) in tetrahydrofuran (20 ml) was treated at 0°C under argon with a solution of potassium t-butoxide in tetrahydrofuran (1M; 7.6 ml, 7.6 mmol). After 2 hours the mixture was partitioned between ethyl acetate - half saturated aqueous
25 ammonium chloride solution. The organic extract was dried and evaporated affording an oil (1.5g).

MS (+ve ion electrospray) m/z 164 (MH+).

(f) Title compound

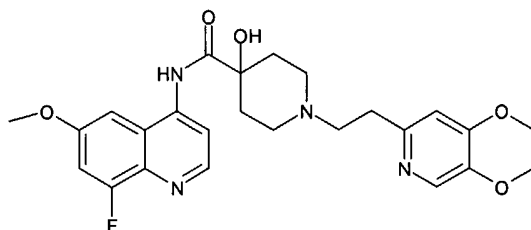
30 A mixture of amine (3c) (302 mg, 1 mmol), olefin (25e) (163 mg, 1 mmol) acetic acid (60 mg) and *n*-butanol (1 ml) was heated to reflux. After 2 hours, ethanol (2 ml) and N,N-dimethylformamide (2 ml) were added and the mixture heated to reflux for 24 hours. The mixture was partitioned between ethyl acetate/half saturated aqueous sodium bicarbonate solution. The organic extract was dried and evaporated. Chromatography on
35 silica eluting with a 0-10% methanol in ethyl acetate gradient afforded a white solid (100 mg, 21%).

δ H(CDCl₃, 200MHz): 10.90 (1H, br), 8.72 (1H, d), 8.55 (1H, d), 8.20 (1H, d), 8.05 (1H, s), 7.15 (1H, d), 6.72 (1H, s), 4.80 (1H, dd), 4.35 (2H, m), 4.25 (2H, m), 4.15 (3H, s), 3.00-2.85 (4H, m), 2.80 (2H, m), 2.45-2.30 (4H, m), 1.75-1.70 (2H, m).

MS (+ve ion electrospray) m/z 466 (MH⁺).

- 5 This material was converted to the hydrochloride salt by the method of Example 13.

Example 26 1-[2-(2,3-Dihydro-[1,4]dioxino[2,3-c]pyridin-7-yl)-ethyl]-4-hydroxy-piperidine-4-carboxylic acid (8-fluoro-6-methoxy-quinolin-4-yl)-amide hydrochloride



10

(a) 8-Fluoro-6-methoxy-quinolin-4-ol

A mixture of 2-fluoro-4-methoxy-phenylamine (3.80g, 26.7mmol) and methyl propiolate (2.37ml, 0.267mol) in methanol (100ml) was stirred for 72 hours at room temperature, then heated at 50°C for 24 hours. It was evaporated and the product purified by chromatography on silica gel (dichloromethane) to give a solid (1.66g), a portion of which was recrystallised from dichloromethane-hexane. The unsaturated ester (0.96g) in warm Dowtherm A (5ml) was added over 3 minutes to refluxing Dowtherm A (15ml), and after a further 20 minutes at reflux the mixture was cooled and poured into diethyl ether. The precipitate was filtered to give the title compound (0.50g, 61%)

20

(b) 1,1,1-Trifluoro-methanesulfonic acid 8-fluoro-6-methoxy-quinolin-4-yl ester

The pyridone (26a) (0.48g) and dimethylaminopyridine (0.03g) in dichloromethane (20ml) and 2,6-lutidine (0.48ml) was treated dropwise with triflic anhydride (0.48ml) and the mixture was stirred at room temperature for 4 hours. It was washed with saturated ammonium chloride, dried, evaporated, and chromatographed on silica gel (dichloromethane) to afford a yellow solid (0.69g).

25

MS (+ve ion electrospray) m/z 326 (MH⁺).

(c) 8-Fluoro-6-methoxy-quinolin-4-ylamine

A solution of triflate (26b) (0.69g) in pyridine (10ml) was treated with n-propylamine hydrochloride (1.2g) and the mixture heated at reflux for 16 hours. The reaction mixture was evaporated, dissolved in 0.05M HCl, washed with dichloromethane, basified with sodium hydroxide solution and re-extracted with dichloromethane. The

30

combined organic phases were dried over sodium sulfate, evaporated, and chromatographed on silica gel (2-5% methanol in dichloromethane) to afford an orange solid (1.0g).

MS (+ve ion electrospray) m/z 193 (MH^+).

5

(d) 4-Methoxymethoxy-piperidine-1,4-dicarboxylic acid 1-*tert*-butyl ester 4-methoxymethyl ester

Methoxymethyl chloride (22.8 ml, 300 mmol) was added at 0°C to a stirred mixture of 4-hydroxy-piperidine-1,4-dicarboxylic acid mono-*tert*-butyl ester (24.5g, 100 mmol) and diisopropylethylamine (17.4 ml, 300 mmol) in dichloromethane (250 ml). The mixture was heated to reflux overnight then extracted with dilute aqueous hydrochloric acid. The organic extract was dried and evaporated. The residue was chromatographed on silica eluting with an ethyl acetate in petrol gradient affording an oil (4.61g).

MS (+ve ion electrospray) m/z 334 (MH^+)

15

(e) 4-Methoxymethoxy-piperidine-1,4-dicarboxylic acid mono-*tert*-butyl ester

A mixture of (26d) (6.1g), tetrahydrofuran (250 ml), and 2M aqueous sodium hydroxide solution (125 ml) was stirred at room temperature. After 2 hours dioxan (50 ml) was added and the mixture heated to 40°C for a further 4 hours, then acidified with 5M aqueous hydrochloric acid solution and extracted with ethyl acetate. The organic extracts were dried and evaporated affording an oil (5.3g).

MS (+ve ion electrospray) m/z 290 (MH^+)

(f) 4-(8-Fluoro-6-methoxy-quinolin-4-ylcarbamoyl)-4-methoxymethoxy-piperidine-1-carboxylic acid *tert*-butyl ester

A solution of amine (26c) (840 mg, 4.4 mmol), carboxylic acid (26e) (1.3g, 4.4 mmol), triethylamine (1.22 ml, 8.8 mmol), and O-(7-azabenzotriazol-1-yl)-N,N,N',N'-tetramethyluronium hexafluorophosphate (HATU) (1.7g, 4.4 mmol) in N,N-dimethylformamide (10 ml) was heated at 80°C for 16 hours. After this period the solvent was removed under vacuum and the residue partitioned between ethyl acetate and brine. The organic phase was dried over magnesium sulfate and evaporated. The resulting oil was purified by column chromatography on silica gel using a dichloromethane and methanol solvent gradient affording a white foam (310 mg, 15%).

MS (+ve ion electrospray) m/z 464 (MH^+).

35

(g) 4-Hydroxy-piperidine-4-carboxylic acid (8-fluoro-6-methoxy-quinolin-4-yl)-amide

A solution of (26f) (310 mg) in trifluoroacetic acid/dichloromethane (20 ml/20 ml) was stirred at room temperature for 4 hours then evaporated to dryness, azeotroping with chloroform. The residue was dissolved in water and basified with saturated aqueous sodium hydrogen carbonate solution. The resulting precipitate was isolated by centrifugation affording a white solid (210 mg).
MS (+ve ion electrospray) m/z 320 (MH⁺).

(h) Title compound

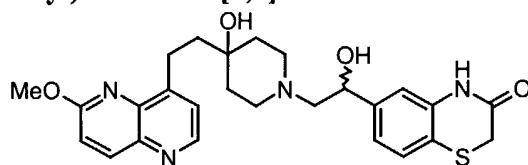
This was prepared from amine (26g) (200 mg) and olefin (25e) (300 mg) by the procedure of Example (25f) to afford the free base of the title compound as a white solid (105 mg, 31%).

δ H(CDCl₃, 200MHz): 8.70 (1H, d), 8.35 (1H, d), 8.00 (1H, s), 7.15 (1H, d), 6.90 (1H, m), 6.80 (1H, s), 4.35 (2H, m), 4.25 (2H, m), 3.95 (3H, s), 3.00-2.85 (4H, m), 2.80 (2H, m), 2.45-2.30 (4H, m), 1.8-1.72(2H, m).

MS (+ve ion electrospray) m/z 483 (MH⁺).

This material was dissolved in N,N-dimethylformamide-methanol-chloroform (10 m-10ml-5ml) and treated with 1M hydrochloric acid in ether (4 ml). The mixture was concentrated to ca. 10 ml and added to ether (40 ml). The title compound was isolated by centrifugation as a white solid (110 mg).

Example 27 6-((R,S)-1-Hydroxy-2-{4-hydroxy-4-[2-(6-methoxy-[1,5]naphthyridin-4-yl)ethyl]piperidin-1yl}ethyl)-4H-benzo[1,4]thiazin-3-one



(a) 4-Hydroxy-4-trimethylsilanylethynylpiperidine-1-carboxylic acid benzyl ester

To a stirred -78 °C solution of trimethylsilylacetylene (3.6 mL, 25.7 mmol; Aldrich) in THF (20 mL) was added n-butyl lithium (16 mL, 25.7 mmol). The reaction was maintained at this temperature for 30 minutes. A solution of 1-(benzyloxycarbonyl)-4-piperidinone (5 g, 21.4 mmol) in THF (40 mL) was added via dropwise addition while maintaining the temperature at -78 °C. After 1 h, the reaction solution was warmed to room temperature and the reaction was quenched with aq NH₄Cl and diluted with EtOAc. The organic layer was washed with brine and dried (Na₂SO₄). Evaporation provided 7.3 g (100%) of the product as an oil, which was used without additional purification.
LC/MS (+ve ion electrospray): m/z 332 [M+H]⁺.

(b) 4-Ethynyl-4-hydroxypiperidine-1-carboxylic acid benzyl ester

The ester (27a) (7.1 g, 21.4 mmol) in MeOH (200 mL) was treated with K₂CO₃ (8.8 g, 64 mmol) and vigorously stirred at room temperature for 4 h. The solvent was removed *in vacuo* and the product was extracted into EtOAc. The combined organic extracts were washed with water and dried (Na₂SO₄). Evaporation of solvent yielded 4.9 g (89%) as a solid which was used without additional purification.
LC/MS (+ve ion electrospray): *m/z* 260 [M+H]⁺.

(c) 4-Hydroxy-4-(6-methoxy-[1,5]naphthyridin-4-ylethynyl)piperidine-1-carboxylic acid benzyl ester

A stirred solution of the ester (27b) (1.0 g, 3.9 mmol) and triflate (1b) (1.0 g, 3.2 mmol) in a 1:1 mixture of triethylamine and DMF (20 mL total volume) was treated with (Ph₃P)₂PdCl₂ (0.1 g; 4% mol) and CuI (0.06 g, 8% mol). The resulting mixture was heated at 70 °C for 24 h. The solvent was removed under reduced pressure and the residue was purified on an ISCO Combiflash® automated column chromatography unit (silica, 0% to 5% MeOH/CHCl₃) to provide 1.14 g (84%) of the desired product as an oil.
LC/MS (+ve ion electrospray): *m/z* 418 [M+H]⁺.

(d) 4-[2-(6-Methoxy-[1,5]naphthyridin-4-yl)ethyl]piperidin-4-ol

A stirred solution of ester (27c) (1.14 g, 2.7 mmol) in MeOH (30 mL) was treated with 10% Pd/C (0.5 g) and stirred under an atmosphere of H₂ (50 psi) for 6 h. The reaction mixture was filtered through a pad of Celite® and the solvent was evaporated to give 0.65 g (84%) of desired material as a solid which was used without additional purification.
LC/MS (+ve ion electrospray): *m/z* 288 [M+H]⁺.

(e) (4-Acetyl-2-nitrophenylsulfanyl)acetic acid methyl ester

To a stirred solution of 4-chloro-3-nitroacetophenone (8.37 g, 0.042 mol) and methyl thioglycolate (1.92 g, 0.016 mol) in dimethylformamide (30 mL) was added anhydrous K₂CO₃ (0.048 mol, 6.23g). After stirring at ambient temperature for 16 h, the reaction was quenched with ice water. The precipitated product was filtered, washed well with water and dried under vacuum to give a bright yellow solid (11.08 g, 97%).
LC/MS (+ve ion electrospray) *m/z* 270.2 [M+H]⁺.

(f) 6-Acetyl-4*H*-benzo[1,4]thiazin-3-one

To a stirred solution of the ester (27e) (12.6 g, 0.047 mol) in glacial acetic acid (210 mL) was added iron powder (26.5 g, 0.473 g atom). After heating at 60 °C for 6 h, the warm mixture was filtered and the filtrate concentrated under reduced pressure. The

residue was partitioned between EtOAc and aqueous sodium chloride, and the organic layer was dried (MgSO₄). Purification by recrystallization (EtOAc) gave an off-white solid (7.96 g, 82%).

LC/MS (+ve ion electrospray) m/z 208.0 [M+H]⁺.

5

(g) 6-(2-Chloroethanoyl)-4*H*-benzo[1,4]thiazin-3-one

To a stirred solution of the benzothiazin-3-one (27f) (2.49 g, 0.012 mol) in a mixture of dichloroethane(7.3mL) and 6:1 glacial acetic acid:water(28mL) was added benzyltrimethylammonium dichloriodate (9.4g, 0.024 mol). After heating at 65 °C for 3 h, the cooled reaction was diluted with EtOAc and washed with saturated aqueous sodium bisulfite until clear. The organic layer was washed well with water, aqueous sodium chloride and dried (MgSO₄). The product, which precipitated during this process, was collected by filtration, dried under vacuum and combined with that obtained by extraction to give a yellow powder (2.83g, 94%).

15 LC/MS (+ve ion electrospray) m/z 242.0 [M+H]⁺.

(h) Title compound

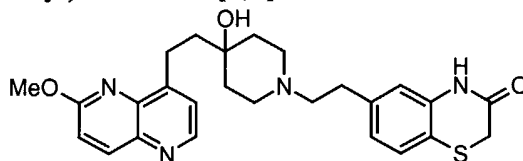
To a stirred solution of the piperidine (27d) (250 mg, 0.87 mmol) in DMF (5 mL) was added K₂CO₃ (132 mg, 0.96 mmol) followed by the benzothiazinone (27g) (230 mg, 0.96 mmol). The reaction mixture was stirred at room temperature for 2 h. NaBH₄ (300 mg, 7.9 mmol) was added and the reaction was stirred an additional 4 h at room temperature. The reaction was quenched with aq NH₄Cl and diluted with EtOAc. The organic layer was washed with water and brine and dried (Na₂SO₄). The crude product was purified by flash column chromatography on silica gel (gradient: 50-60% EtOAc/hexane) to afford the title compound (85 mg, 20%) as a foamy solid.

25 ¹H NMR (400 MHz, MeOH-d₄) δ 8.7 (d, 1H, J₁ = 8Hz), 8.2 (dd, J₁ = 12Hz, 1H), 7.6 (d, J₁ = 8Hz, 1H), 7.35 (d, J₁ = 10Hz, 1H), 7.25 (d, J₁ = 12Hz, 1H), 7.15 (m, 2H), 4.8 (m, 1H), 4.1 (s, 3H), 3.4 (s, 2H), 2.8 (m, 5H) 1.8 (m, 5H) 1.4 (m, 4H).

LC/MS (+ve ion electrospray): m/z 495 [M+H]⁺.

30

Example 28 6-(2-{4-hydroxy-4-[2-(6-methoxy-[1,5]naphthyridin-4-yl)ethyl]piperidin-1yl}ethyl)-4*H*-benzo[1,4]thiazin-3-one



(a) 3-Oxo-3,4-dihydro-2*H*-benzo[1,4]thiazine-6-carboxylic acid

3-Oxo-3,4-dihydro-2H-benzo[1,4]thiazine-6-carboxylic acid methyl ester (6.74g) was suspended in tetrahydrofuran (100mL) and 2M sodium hydroxide (30mL) was added followed by water (20mL). The solution was stirred for 2.5 hours, evaporated to half volume and acidified with 2M hydrochloric acid. The product was collected, washed with water and dried *in vacuo*, to give a white solid (6.2g).
MS (-ve ion electrospray) m/z 208 (M-H)⁻

(b) 6-Hydroxymethyl-4H-benzo[1,4]thiazin-3-one

Acid (28a) in tetrahydrofuran (50mL) and triethylamine (4.7mL) was cooled to 0°C and *isobutylchloroformate* (4.02mL) was added dropwise and the solution was stirred at 0°C for 2 hours, when it was filtered into a stirred solution of sodium borohydride (3.14g) in ice/water (50mL). The mixture was stirred at 0°C for 1 hour and allowed to warm to room temperature. It was acidified with 2M hydrochloric acid, evaporated to half volume, and the resulting product was collected, washed with water and dried *in vacuo*, to give a white solid (4.5g).
MS (-ve ion electrospray) m/z 194 (M-H)⁻

(c) 3-Oxo-3,4-dihydro-2H-benzo[1,4]thiazine-6-carboxaldehyde

A stirred solution of alcohol (28b) (3.5g) in chloroform (150mL) and tetrahydrofuran (300mL) was treated with manganese dioxide (7.8g) for 18 hours and was filtered and evaporated to give a white solid (2.5g).
MS (-ve ion electrospray) m/z 194 (M-H)⁻

(d) 6-Vinyl-4H-benzo[1,4]thiazin-3-one

To a stirred suspension of triphenylmethylphosphonium bromide (20.0 mmole) in dry THF (40 mL) at RT was added 2.5 M *n*-BuLi (7.5 mL, 3.0 mmole). After 3h the carboxaldehyde (28c) (1.93 g, 10.0 mmole) was added and the reaction contents were stirred at RT overnight. The reaction solution was filtered and the filtrate concentrated, dissolved in EtOAc and washed with 1M HCl (20mL). The organic solution was dried (Na₂SO₄) and concentrated under vacuum. Purification on silica (EtOAc/hexanes, 1:4) afforded the title compound (1.20 g, 63%) as light yellow solid.
LC/MS (+ve ion electrospray): m/z 192 (M+H)⁺.

(e) 6-(2-Hydroxyethyl) 4H-benzo[1,4]thiazin-3-one

To a stirred solution of the benzothiazinone (28d) (5.73 g, 30.0 mmole) in dry THF (100 mL) at RT was added 2M BH₃·THF (7.5 mL, 15.0 mmole). After 24h, H₂O (15 mL) was slowly added to the reaction mixture followed by 3M NaOH (5 mL) and

30% H₂O₂ (3.3 mL). After the reaction solution was stirred for 3h at 50 °C, the reaction was concentrated under vacuum. The residue was dissolved in EtOAc and washed with H₂O (20 mL) and 1M HCl (20mL). The organic solution was dried (Na₂SO₄), concentrated under vacuum, and the remaining solid purified on silica (CH₂Cl₂/CH₃OH, 95:5) to afford a light yellow solid (2.60 g, 41%).
 LC/MS (+ve ion electrospray): *m/z* 210 (M+H)⁺.

(f) Toluene-4-sulfonic acid 2-(3-oxo-3,4-dihydro-2*H*-benzo[1,4]thiazin-6-yl)ethyl ester

To a stirred solution of the alcohol (28e) (2.09 g, 10.0 mmole) in dry pyridine (25 mL) at RT was added *p*-toluenesulfonyl chloride (10.0 mmole). After 24h, the reaction solution was concentrated under vacuum. Purification on silica (EtOAc/hexanes, 1:1) afforded a light yellow solid.(0.91 g, 47%).
 LC/MS (+ve ion electrospray): *m/z* 192 (M+H)⁺.

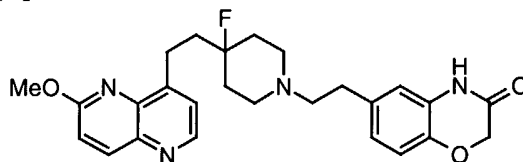
(g) Title compound

To a stirred solution of the piperidine (27d) (100 mg, 0.35 mmol) in DMF (3 mL) was added K₂CO₃ (52 mg, 0.38 mmol) followed by the tosylate (28f) (139 mg, 0.38 mmol). The reaction mixture was stirred at room temperature for 12 h. The reaction was quenched with aq NH₄Cl and diluted with EtOAc. The organic layer was washed with water and brine and dried (MgSO₄). The crude product was purified by flash column chromatography on silica gel (gradient: 20-50% EtOAc/hexane) to afford the title compound (91 mg, 54%) as a foamy solid.

¹H NMR (400 MHz, MeOH-*d*₄) δ 8.7 (d, 1H, *J*₁ = 8Hz), 8.2 (dd, *J*₁ = 12Hz, 1H), 7.5 (d, *J*₁ = 8Hz, 1H), 7.25 (m, 2H), 6.8 (m, 2H), 4.1 (s, 3H), 3.3 (s, 2H), 2.8 (m, 8H) 1.8 (m, 8H).

LC/MS (+ve ion electrospray): *m/z* 479 [M+H]⁺.

Example 29 6-(2-{4-Fluoro-4-[2-(6-methoxy-[1,5]naphthyridin-4-yl)ethyl]piperidin-1yl}ethyl)-4*H*-benzo[1,4]thiazin-3-one



(a) 4-Ethynyl-4-fluoropiperidine-1-carboxylic acid benzyl ester

This compound was prepared according to the methods reported by van Niel and Collins, *et. al.*, *J. Med. Chem.*, **1999**, 42, 2087-2104. In this instance, 1-(benzyloxycarbonyl)-4-piperidinone was substituted for 4-oxopiperidine-1-carboxylic acid *tert* butyl ester.

LC/MS (+ve ion electrospray): m/z 262 (M+H)⁺.

(b) 4-Fluoro-4-(6-methoxy-[1,5]naphthyridin-4-ylethynyl)piperidine-1-carboxylic acid benzyl ester.

5 This compound was prepared from ester (29a) and triflate (1b) in 47% yield, by the method of Example (27c).

LC/MS (+ve ion electrospray): m/z 420 (M+H)⁺.

(c) 8-[2-(4-Fluoropiperidin-4-yl)ethyl]-2-methoxy-[1,5]naphthyridine

10 This compound was prepared from ester (29b) in 96% yield, by the method of (27d).

LC/MS (+ve ion electrospray): m/z 290 (M+H)⁺.

(d) 6-(2-Chloroethyl)-4*H*-benzo[1,4]oxazin-3-one

15 To a stirred solution of 6-(2-chloroethanoyl)-4*H*-benzo[1,4]oxazin-3-one (10 g, 44.4 mmol; Aldrich) in trifluoroacetic acid (34 mL, 0.44 mol) at 0 °C was added dropwise, over 5 minutes, triethylsilane (15.3 mL, 0.1 mol). The resulting solution was then stirred at 45 °C for 30 minutes followed by 40 h at room temperature. The reaction solution was poured into a mixture of ice and water and the organic layer was partitioned
20 using EtOAc. The organic phase was washed with water and brine and dried (MgSO₄). Evaporation gave a white solid (9g, 93%), which was used without additional purification.

LC/MS (+ve ion electrospray): m/z 212 (M+H)⁺.

25 (e) Title compound

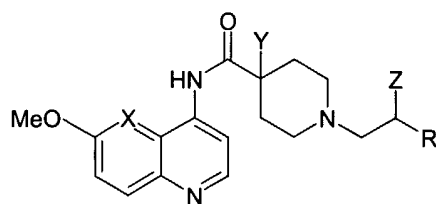
 The title compound was prepared from benzoxazinone (29d) and piperidine (29c) in 11% yield, by the procedure of (28g), using a reaction temperature of 50 °C.

¹H NMR (CDCl₃) δ 8.87 (s, 1H); 8.66 (d, J = 11.2 Hz, 1H); 8.19 (d, J = 22.5 Hz, 1H); 7.39 (d, J = 11.2 Hz, 1H); 7.10 (d, J = 22.6 Hz, 1H); 6.87 (d, J = 4.6 Hz, 1H); 6.82 (d, J = 4.8 Hz, 1H); 6.67 (s, 1H); 4.58 (s, 2H); 4.06 (s, 3H); 3.28 (m, 2H); 2.81 (m, 2H); 2.62 (m, 2H); 2.42 (m, 2H); 2.06 (m, 2H); 2.01 (m, 2H); 1.89 (m, 2H).

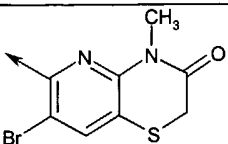
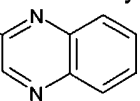
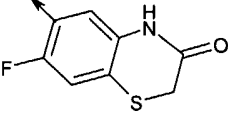
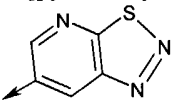
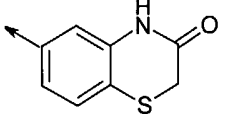
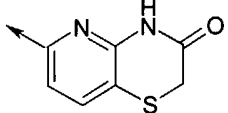
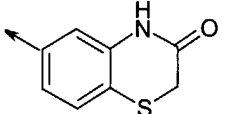
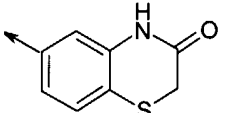
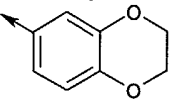
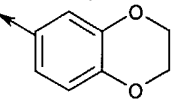
LC/MS (+ve ion electrospray): m/z 465 (M+H)⁺.

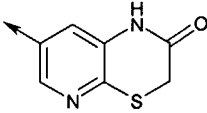
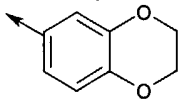
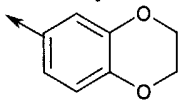
 The following Examples were prepared by analogous methods.

35

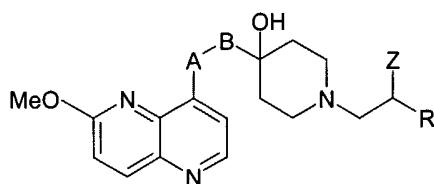


Example	Method of synthesis	salt B Dihydrochloride A Hydrochloride	X	Y	Z	R
40	a	B	CH	OH	H	2,3-Dihydro-[1,4]dioxino[2,3-c]pyridin-7-yl
41	b	B	N	OH	H	3-oxo-3,4-dihydro-2H-pyrido[3,2-b][1,4]thiazin-6-yl
42	c	B	N	OH	R,S-OH	2-oxo-2,3-dihydro-1H-pyrido[2,3-b][1,4]thiazin-7-yl
43	d	A	N	OH	R,S-OH	7-Fluoro-3-oxo-3,4-dihydro-2H-benzo[1,4]oxazin-6-yl
44	e	B	N	OH	H	8-Acetyl-5,6,7,8-tetrahydro-[1,8]naphthyridin-2-yl
45	f	B	N	OH	H	6,7-Dihydro-[1,4]dioxino[2,3-d]pyrimidin-2-yl
46	g	B	N	OH	R,S-OH	7-Bromo-4-methyl-3-oxo-3,4-dihydro-2H-pyrido[3,2-b][1,4]thiazin-6-yl

						
47	h	B	N	OH	H	2-quinoxalin-2-yl 
48	i	B	N	OH	R,S-OH	7-Fluoro-3-oxo-3,4-dihydro-2H-benzo[1,4]thiazin-6-yl 
49	j	B	N	OMe	R,S-OH	[1,2,3]thiadiazolo[5,4-b]pyridin-6-yl 
50	k	B	N	OCH ₂ OMe	R,S-OH	3-oxo-3,4-dihydro-2H-benzo[1,4]thiazin-6-yl 
51	l	B	N	OCH ₂ OMe	R,S-OH	3-oxo-3,4-dihydro-2H-pyrido[3,2-b][1,4]thiazin-6-yl 
52	m	B	N	OCOMe	R,S-OH	3-oxo-3,4-dihydro-2H-benzo[1,4]thiazin-6-yl 
53	n	B	N	CONH ₂	R,S-OH	3-oxo-3,4-dihydro-2H-benzo[1,4]thiazin-6-yl 
54	o	B	N	NH ₂	=O	2,3-dihydro-benzo[1,4]dioxin-6-yl 
55	p	B	N	NH ₂	R,S-OH	2,3-dihydro-benzo[1,4]dioxin-6-yl 

56	q	B	N	NH ₂	R,S- OH	2-oxo-2,3-dihydro-1H- pyrido[2,3-b][1,4]thiazin-7-yl 
57	r	B	N	=NHOH slower running isomer		2,3-dihydro-benzo[1,4]dioxin- 6-yl 
58	r	B	N	=NHOH faster running isomer		2,3-dihydro-benzo[1,4]dioxin- 6-yl 

- a reaction of 4-hydroxy-piperidine-4-carboxylic acid (6-methoxy-quinoline-4-yl)-amide [prepared from 6-methoxy-quinolin-4-yl-amine by the method of Example (26 d-g)] and olefin (25e) by the method of Example (25f).
- b reaction of piperidine (3c) with methanesulfonic acid 2-(3-oxo-3,4-dihydro-2H-pyrido[3,2-b][1,4]thiazin-6-yl)-ethyl ester [prepared from the chloromethyl ketone (Example 22c) by reduction with sodium borohydride and treatment with NaOH/EtOH to give the oxirane, hydrogenation over Pd/C to give the alcohol and reaction with methanesulfonyl chloride by the method of Example (1f)] by the method of Example (1k).
- c reaction of piperidine (3c) and 7-(2-chloro-ethanoyl)-1H-pyrido[2,3-b][1,4]thiazin-2-one (prepared from 6-chloro-5-nitro-nicotinic acid methyl ester by reaction with methyl thioglycolate, reduction with iron/acetic acid to give the pyridylthiazinone, hydrolysis of the ester with NaOH/THF and reaction with i-butyl chloroformate/Et₃N followed by diazomethane) by the method of Example (22d).
- d reaction of piperidine (3c) and 6-(2-chloro-ethanoyl)-7-fluoro-4H-benzo[1,4]oxazin-3-one (prepared from 2-fluoro-4-hydroxy-benzonitrile by nitration and hydrogenation to 5-amino-2-fluoro-4-hydroxy-benzonitrile, reaction with chloroacetyl chloride by the method of Example (8a), followed by hydrolysis with sodium hydroxide to the 6-carboxylic acid and conversion to the chloromethyl ketone by the method of Example (22c)) by the method of Example (22d).
- e reaction of piperidine (3c) with methanesulfonic acid 2-(8-acetyl-5,6,7,8-tetrahydro-[1,8]naphthyridin-2-yl)-ethyl ester [prepared from 2-(5,6,7,8-tetrahydro-[1,8]naphthyridin-2-yl)ethanol (WO/33838 & WO 01/17959)]-by reaction with TMSCl, acetic anhydride, then mesyl chloride by the method of Example (1f)] by the method of Example (1k).
- f reaction of piperidine (3c) with 2-vinyl-6,7-dihydro-[1,4]dioxino[2,3-d]pyrimidine [prepared from 2-hydroxymethyl-pyrimidine-4,5-diol (A. Harris, Aust. J. Chem., 1976, 29, 1335) by reaction with dibromoethane and manganese dioxide giving the aldehyde, followed by trimethylsilyl methyl magnesium bromide and then potassium t-butoxide in THF] by the method of Example (25f).
- g reaction of piperidine (3c) with 7-bromo-6-(2-chloro-ethanoyl)-4-methyl-4H-pyrido[3,2-b][1,4]thiazin-3-one [prepared from methyl 3,6-dibromopyridine-2-carboxylate (see TR. Kelly et al J.Org. Chem. 61, 1996, 4623-4633), by the methods of Example (22a-c), when in this case the amide was methylated with excess diazomethane] by the method of Example (22d).
- h reaction of piperidine (3c) with 2-vinyl-quinoxaline (prepared from 2-methylquinoxaline by reaction with dimethylamine/formaldehyde followed by quaternisation with dimethyl sulfate and refluxing in ethanol in the presence of triethylamine), by the method of Example (25f).
- i reaction of piperidine (3c) with 6-(2-chloro-ethanoyl)-7-fluoro-4H-benzo[1,4]thiazin-3-one (Example 11c)], by the method of Example (22d).
- j reaction of piperidine (16d) with 2-chloro-1-[1,2,3]thiadiazolo[5,4-b]pyridin-6-yl-ethanone [prepared from 6-chloro-5-nitro-nicotinic acid methyl ester by reaction with S/Na₂S followed by diazotisation with NaNO₂/HCl to give the thiadiazole, hydrolysis with NaOH/THF to give the 6-carboxylic acid, which was converted to the chloromethyl ketone by the method of Example (22c)], by the method of Example (22d).
- k reaction of 4-methoxymethoxy-4-(6-methoxy-[1,5]naphthyridin-4-ylcarbamoyl)-piperidine [prepared from hydroxy acid (3a) by dialkylation with chloromethyl methyl ether and N,N-di-isopropylethylamine, followed by hydrolysis of the resulting ester with sodium hydroxide/aqueous THF, conversion to the primary amide and coupling with triflate (1b) by the method of Example (3b, Method B), and N-deprotection with trifluoroacetic acid/dichloromethane] with chloroketone (8a) by the method of Example 13.
- l reaction of 4-methoxymethoxy-4-(6-methoxy-[1,5]naphthyridin-4-ylcarbamoyl)-piperidine (note k) with chloroketone (22c) by the method of Example (22d).
- m reaction of 4-acetoxy-4-(6-methoxy-[1,5]naphthyridin-4-ylcarbamoyl)-piperidine [prepared from hydroxy acid (3a) by acetylation with acetic anhydride, followed by amide formation with amine (1c) in the presence of O-(7-azabenzotriazol-1-yl)-N,N,N',N'-tetramethyluronium hexafluorophosphate and triethylamine, then N-deprotection with trifluoroacetic acid/dichloromethane] with chloroketone (8a) by the method of Example 13.
- n reaction of piperidine (21d) and chloromethyl ketone (8a) by the method of Example 13.
- o reaction of piperidine (2d) and 6-(2-bromoethanoyl)-2,3-dihydro-benzo[1,4]dioxin by the method of Example 13 (first stage)
- p ketone Example 54 was reduced with sodium borohydride by the method of Example 13 (second stage).
- q reaction of piperidine (2d) with 7-(2-chloro-ethanoyl)-1H-pyrido[2,3-b][1,4]thiazin-2-one followed by reaction with sodium borohydride (see footnote c).
- r prepared from ketone (Example 13 – solid precipitate in first part) by heating with hydroxylamine in ethanol followed by chromatography on silica gel to separate the oxime geometrical isomers



Example	Method of synthesis	salt B Dihydrochloride	A-B	Z	R
60	a	B	NHCH ₂	H	3-oxo-3,4-dihydro-2H-benzo[1,4]thiazin-6-yl
61	b	B	NHCH ₂	R,S-OH	3-oxo-3,4-dihydro-2H-benzo[1,4]thiazin-6-yl
62	c	B	NHCH ₂	H	2,3-Dihydro-benzo[1,4]dioxin-6-yl
63	d	B	CH ₂ CH ₂	H	3-oxo-3,4-dihydro-2H-benzo[1,4]oxazin-6-yl
64	e	B	NMeCH ₂	H	2,3-Dihydro-benzo[1,4]dioxin-6-yl
65	f	B	NMeCH ₂	R,S-OH	3-oxo-3,4-dihydro-2H-benzo[1,4]thiazin-6-yl
66	g	B	NMeCH ₂	H	3-oxo-3,4-dihydro-2H-benzo[1,4]thiazin-6-yl

- a Amine (1c) was treated with sodium hydride then reacted with 1-oxa-6-aza-spiro[2.5]octane-6-carboxylic acid tert-butyl ester (prepared from 4-oxo-piperidine-1-carboxylic acid tert-butyl ester according to the procedure of S. Bourrain *et al*, Bioorg Med Chem Lett, 1999, 9 (23), 3369) to give 4-hydroxy-4-[(6-methoxy-[1,5]naphthyridin-4-ylamino)-methyl]-piperidine-1-carboxylic acid tert-butyl ester. This was deprotected according to the procedure of Example (1j) and the resultant 4-[(6-methoxy-[1,5]naphthyridin-4-ylamino)-methyl]-piperidin-4-ol was alkylated with mesylate (1f) according to the procedure of Example (1k).
- b This was prepared from 4-[(6-methoxy-[1,5]naphthyridin-4-ylamino)-methyl]-piperidin-4-ol (see Example 60 for preparation) by the method of Examples (8b) and (9).
- c This was prepared from 1-(2,3-dihydro-benzo[1,4]dioxin-6-yl)-ethanone by conversion to (2,3-dihydro-benzo[1,4]dioxin-6-yl)-acetic acid according to the procedure of M. Vazquez *et al*, Eur. J. Med. Chem. Chim. Ther., 1997, 32 (6), 529. This was reduced with diborane-dimethylsulphide complex according to the procedure of Example (3d) to give 2-(2,3-dihydro-benzo[1,4]dioxin-6-yl)-ethanol and converted to methanesulfonic acid 2-(2,3-dihydro-benzo[1,4]dioxin-6-yl)-ethyl ester by the procedure of Example (3e). This was reacted with 4-[(6-methoxy-[1,5]naphthyridin-4-ylamino)-methyl]-piperidin-4-ol (see Example 60 for preparation) by the method of Example (1k).
- d Prepared by reaction of piperidine (27d) with chloroethyl-benzoxazinone (29d) by the method of Example (29e)
- e Triflate (1b) was reacted with methylamine to give (6-methoxy-[1,5]naphthyridin-4-yl)-methylamine. This was subjected to the same reaction sequence as for for Example 60 to give 4-[(6-methoxy-[1,5]naphthyridin-4-yl)-methyl-amino]-methyl}-piperidin-4-ol, which was alkylated with methanesulfonic acid 2-(2,3-dihydro-benzo[1,4]dioxin-6-yl)-ethyl ester as described in Example 62.
- f This was prepared from 4-[(6-methoxy-[1,5]naphthyridin-4-yl)-methyl-amino]-methyl}-piperidin-4-ol, prepared as in Example (64), by following the procedures of Examples (8b) and (9).
- g Alkylation of 4-[(6-methoxy-[1,5]naphthyridin-4-yl)-methyl-amino]-methyl}-piperidin-4-ol, prepared as in example (64), with mesylate (1f) by the method of Example (1k).

Biological Activity

The MIC ($\mu\text{g/ml}$) of test compounds against various organisms was determined:
S. aureus Oxford, S. aureus WCUH29, S. pneumoniae 1629, S. pneumoniae N1387,
5 **S. pneumoniae ERY 2, E. faecalis I, E. faecalis 7, H. influenzae Q1, H. influenzae**
NEMC1, M. catarrhalis 1502, E.coli 7623.

Examples 1, 2, 9, 10, 12, 14, 16, 18, 22, 23, 25, 26, 27, 28, 40, 49, 50, 51, 53, 55, 56, 58
have an MIC of less than or equal to $4\mu\text{g/ml}$ versus all these organisms; 3, 4, 7, 11, 13,
15, 17, 21, 52, 54, 57, 60 have an MIC of less than or equal to $16\mu\text{g/ml}$ versus all these
10 organisms; 5, 8, 20, 42, 43, 46, 47, 61, 62 have an MIC less than or equal to $64\mu\text{g/ml}$
versus all these organisms; 6, 19, 48, 64, 65, 66 have an MIC less than or equal to 64μ
g/ml versus some of these organisms.

The MIC ($\mu\text{g/ml}$) of further test compounds against an alternative selection of
organisms was determined:

15 **S. aureus WCUH29, S. pneumoniae 1629, H. influenzae ATCC 51907, M. catarrhalis**
Ravisio.

Example 41 had MIC values $\leq 4\mu\text{g/ml}$ versus all these organisms.

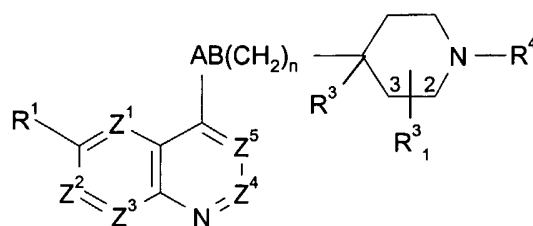
Example 63 had MIC values $\leq 16\mu\text{g/ml}$ versus all these organisms.

Examples 24, 29, 44, 45 had MIC values $\leq 16\mu\text{g/ml}$ versus some of these organisms.

20

Claims

1. A compound of formula (I) or a pharmaceutically acceptable derivative thereof:



(I)

5 wherein:

one of Z¹, Z², Z³, Z⁴ and Z⁵ is N, one is CR^{1a} and the remainder are CH, or one or two of Z¹, Z², Z³, Z⁴ and Z⁵ are independently CR^{1a} and the remainder are CH;

- 10 R¹ and R^{1a} are independently selected from hydrogen; hydroxy; (C₁₋₆) alkoxy optionally substituted by (C₁₋₆)alkoxy, amino, piperidyl, guanidino or amidino any of which is optionally N-substituted by one or two (C₁₋₆)alkyl, acyl or (C₁₋₆)alkylsulphonyl groups, CONH₂, hydroxy, (C₁₋₆)alkylthio, heterocyclylthio, heterocyclyloxy, arylthio, aryloxy, acylthio, acyloxy or (C₁₋₆)alkylsulphonyloxy; (C₁₋₆)alkoxy-substituted (C₁₋₆)alkyl;
- 15 halogen; (C₁₋₆)alkyl; (C₁₋₆)alkylthio; trifluoromethyl; trifluoromethoxy; nitro; azido; acyl; acyloxy; acylthio; (C₁₋₆)alkylsulphonyl; (C₁₋₆)alkylsulphoxide; arylsulphonyl; arylsulphoxide or an amino, piperidyl, guanidino or amidino group optionally N-substituted by one or two (C₁₋₆)alkyl, acyl or (C₁₋₆)alkylsulphonyl groups, provided that when Z¹, Z², Z³, Z⁴ and Z⁵ are CR^{1a} or CH, then R¹ is not hydrogen;
- 20 or when Z⁵ is CR^{1a}, R^{1a} may instead be cyano, hydroxymethyl or carboxy;

R³ is:

- carboxy; (C₁₋₆)alkoxycarbonyl; aminocarbonyl wherein the amino group is optionally substituted by hydroxy, (C₁₋₆)alkyl, hydroxy(C₁₋₆)alkyl, aminocarbonyl(C₁₋₆)alkyl, (C₂₋₆)alkenyl, (C₁₋₆)alkylsulphonyl, trifluoromethylsulphonyl, (C₂₋₆)alkenylsulphonyl, (C₁₋₆)alkoxycarbonyl, (C₁₋₆)alkylcarbonyl, (C₂₋₆)alkenyloxycarbonyl or (C₂₋₆)alkenylcarbonyl and optionally further substituted by (C₁₋₆)alkyl, hydroxy(C₁₋₆)alkyl, aminocarbonyl(C₁₋₆)alkyl or (C₂₋₆)alkenyl; cyano; tetrazolyl; 2-oxo-oxazolidinyl optionally substituted by R¹⁰; 3-hydroxy-3-cyclobutene-1,2-dione-4-yl; 2,4-thiazolidinedione-5-yl; tetrazol-5-ylaminocarbonyl; 1,2,4-triazol-5-yl optionally substituted by R¹⁰; or 5-oxo-1,2,4-oxadiazol-3-yl; or
- 25
- 30

(C₁₋₄)alkyl or ethenyl optionally substituted with any of the groups listed above for R³ and/or 0 to 2 groups R¹² independently selected from:

halogen; (C₁₋₆)alkylthio; trifluoromethyl; (C₁₋₆)alkoxycarbonyl; (C₁₋₆)alkylcarbonyl; (C₂₋₆)alkenyloxycarbonyl; (C₂₋₆)alkenylcarbonyl; hydroxy optionally substituted by (C₁₋₆)alkyl, (C₂₋₆)alkenyl, (C₁₋₆)alkoxycarbonyl, (C₁₋₆)alkylcarbonyl, (C₂₋₆)alkenyloxycarbonyl, (C₂₋₆)alkenylcarbonyl or aminocarbonyl wherein the amino group is optionally substituted by (C₁₋₆)alkyl, (C₂₋₆)alkenyl, (C₁₋₆)alkylcarbonyl or (C₂₋₆)alkenylcarbonyl; amino optionally mono- or disubstituted by (C₁₋₆)alkoxycarbonyl, (C₁₋₆)alkylcarbonyl, (C₂₋₆)alkenyloxycarbonyl, (C₂₋₆)alkenylcarbonyl, (C₁₋₆)alkyl, (C₂₋₆)alkenyl, (C₁₋₆)alkylsulphonyl, (C₂₋₆)alkenylsulphonyl or aminocarbonyl wherein the amino group is optionally substituted by (C₁₋₆)alkyl, hydroxy(C₁₋₆)alkyl, aminocarbonyl(C₁₋₆)alkyl, (C₂₋₆)alkenyl, (C₁₋₆)alkoxycarbonyl, (C₁₋₆)alkylcarbonyl, (C₂₋₆)alkenyloxycarbonyl or (C₂₋₆)alkenylcarbonyl and optionally further substituted by (C₁₋₆)alkyl, hydroxy(C₁₋₆)alkyl, aminocarbonyl(C₁₋₆)alkyl or (C₂₋₆)alkenyl; oxo; (C₁₋₆)alkylsulphonyl; (C₂₋₆)alkenylsulphonyl; or (C₁₋₆)aminosulphonyl wherein the amino group is optionally substituted by (C₁₋₆)alkyl or (C₂₋₆)alkenyl; or

hydroxy or thiol optionally substituted by (C₁₋₆)alkyl, (C₁₋₄)alkoxy(C₁₋₄)alkyl, (C₂₋₆)alkenyl, (C₁₋₆)alkoxycarbonyl, (C₁₋₆)alkylcarbonyl, (C₂₋₆)alkenyloxycarbonyl, (C₂₋₆)alkenylcarbonyl or aminocarbonyl wherein the amino group is optionally substituted by (C₁₋₆)alkyl, (C₂₋₆)alkenyl, (C₁₋₆)alkylcarbonyl or (C₂₋₆)alkenylcarbonyl; or

amino optionally mono- or disubstituted by (C₁₋₆)alkoxycarbonyl, (C₁₋₆)alkylcarbonyl, (C₂₋₆)alkenyloxycarbonyl, (C₂₋₆)alkenylcarbonyl, (C₁₋₆)alkyl, (C₂₋₆)alkenyl, (C₁₋₆)alkylsulphonyl, (C₂₋₆)alkenylsulphonyl or aminocarbonyl wherein the amino group is optionally substituted by (C₁₋₆)alkyl or (C₂₋₆)alkenyl; or

halogen or trifluoromethyl;

in addition when R³ is disubstituted with a hydroxy or amino containing substituent and a carboxy containing substituent these may optionally together form a cyclic ester or amide linkage, respectively;

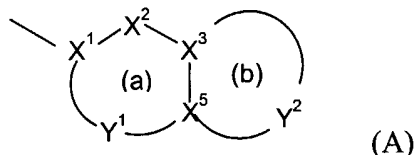
R¹⁰ is selected from (C₁₋₄)alkyl and (C₂₋₄)alkenyl either of which may be optionally substituted by a group R¹² as defined above; carboxy; aminocarbonyl wherein the amino group is optionally substituted by hydroxy, (C₁₋₆)alkyl, (C₂₋₆)alkenyl, (C₁₋

- 6)alkylsulphonyl, trifluoromethylsulphonyl, (C₂₋₆)alkenylsulphonyl, (C₁₋₆)alkoxycarbonyl, (C₁₋₆)alkylcarbonyl, (C₂₋₆)alkenyloxycarbonyl or (C₂₋₆)alkenylcarbonyl and optionally further substituted by (C₁₋₆)alkyl or (C₂₋₆)alkenyl; (C₁₋₆)alkylsulphonyl; trifluoromethylsulphonyl; (C₂₋₆)alkenylsulphonyl; (C₁₋₆)alkoxycarbonyl; (C₁₋₆)alkylcarbonyl; (C₂₋₆)alkenyloxycarbonyl; and (C₂₋₆)alkenylcarbonyl;

R³₁ is in the 2- or 3-position and is hydrogen or a group listed above for R³, provided that R³₁ in the 2-position is not optionally substituted hydroxyl, amino, trifluoromethyl or halogen;

R⁴ is a group -CH₂-R⁵₁ in which R⁵₁ is selected from:
 (C₄₋₈)alkyl; hydroxy(C₄₋₈)alkyl; (C₁₋₄)alkoxy(C₄₋₈)alkyl; (C₁₋₄)alkanoyloxy(C₄₋₈)alkyl; (C₃₋₈)cycloalkyl(C₄₋₈)alkyl; hydroxy-, (C₁₋₆)alkoxy- or (C₁₋₆)alkanoyloxy-(C₃₋₈)cycloalkyl(C₄₋₈)alkyl; cyano(C₄₋₈)alkyl; (C₄₋₈)alkenyl; (C₄₋₈)alkynyl; tetrahydrofuryl; mono- or di-(C₁₋₆)alkylamino(C₄₋₈)alkyl; acylamino(C₄₋₈)alkyl; (C₁₋₆)alkyl- or acyl-aminocarbonyl(C₄₋₈)alkyl; mono- or di-(C₁₋₆)alkylamino(hydroxy) (C₄₋₈)alkyl; or

R⁴ is a group -U-V-R⁵₂ where R⁵₂ is an optionally substituted bicyclic carbocyclic or heterocyclic ring system (A):



containing up to four heteroatoms in each ring in which
 at least one of rings (a) and (b) is aromatic;

X¹ is C or N when part of an aromatic ring or CR¹⁴ when part of a non aromatic ring;

X² is N, NR¹³, O, S(O)_x, CO or CR¹⁴ when part of an aromatic or non-aromatic ring or may in addition be CR¹⁴R¹⁵ when part of a non aromatic ring;

X³ and X⁵ are independently N or C;

Y¹ is a 0 to 4 atom linker group each atom of which is independently selected from N, NR¹³, O, S(O)_x, CO and CR¹⁴ when part of an aromatic or non-aromatic ring or may additionally be CR¹⁴R¹⁵ when part of a non aromatic ring,

Y² is a 2 to 6 atom linker group, each atom of Y² being independently selected from N, NR¹³, O, S(O)_x, CO and CR¹⁴ when part of an aromatic or non-aromatic ring or may additionally be CR¹⁴R¹⁵ when part of a non aromatic ring;

- each of R¹⁴ and R¹⁵ is independently selected from: H; (C₁₋₄)alkylthio; halo; carboxy(C₁₋₄)alkyl; halo(C₁₋₄)alkoxy; halo(C₁₋₄)alkyl; (C₁₋₄)alkyl; (C₂₋₄)alkenyl; (C₁₋₄)alkoxycarbonyl; formyl; (C₁₋₄)alkylcarbonyl; (C₂₋₄)alkenyloxycarbonyl; (C₂₋₄)alkenylcarbonyl; (C₁₋₄)alkylcarbonyloxy; (C₁₋₄)alkoxycarbonyl(C₁₋₄)alkyl; hydroxy; hydroxy(C₁₋₄)alkyl; mercapto(C₁₋₄)alkyl; (C₁₋₄)alkoxy; nitro; cyano; carboxy; amino or aminocarbonyl optionally substituted as for corresponding substituents in R³; (C₁₋₄)alkylsulphonyl; (C₂₋₄)alkenylsulphonyl; or aminosulphonyl wherein the amino group is optionally substituted by (C₁₋₄)alkyl or (C₂₋₄)alkenyl; aryl; aryl(C₁₋₄)alkyl; aryl(C₁₋₄)alkoxy;
- each R¹³ is independently H; trifluoromethyl; (C₁₋₄)alkyl optionally substituted by hydroxy, (C₁₋₆)alkoxy, (C₁₋₆)alkylthio, halo or trifluoromethyl; (C₂₋₄)alkenyl; aryl; aryl(C₁₋₄)alkyl; arylcarbonyl; heteroarylcarbonyl; (C₁₋₄)alkoxycarbonyl; (C₁₋₄)alkylcarbonyl; formyl; (C₁₋₆)alkylsulphonyl; or aminocarbonyl wherein the amino group is optionally substituted by (C₁₋₄)alkoxycarbonyl, (C₁₋₄)alkylcarbonyl, (C₂₋₄)alkenyloxycarbonyl, (C₂₋₄)alkenylcarbonyl, (C₁₋₄)alkyl or (C₂₋₄)alkenyl and optionally further substituted by (C₁₋₄)alkyl or (C₂₋₄)alkenyl;
- each x is independently 0, 1 or 2;
- U is CO, SO₂ or CH₂ and V is CR¹⁷R¹⁸ or U is CH₂ and V is CO, C=NOR¹⁹ or SO₂; R¹⁷ and R¹⁸ are independently selected from hydrogen, hydroxy optionally substituted by (C₁₋₆)alkyl, (C₂₋₆)alkenyl, (C₁₋₆)alkoxycarbonyl, (C₁₋₆)alkylcarbonyl, (C₂₋₆)alkenyloxycarbonyl, (C₂₋₆)alkenylcarbonyl or aminocarbonyl wherein the amino group is optionally substituted by (C₁₋₆)alkyl, (C₂₋₆)alkenyl, (C₁₋₆)alkylcarbonyl or (C₂₋₆)alkenylcarbonyl; and amino optionally mono- or disubstituted by (C₁₋₆)alkoxycarbonyl, (C₁₋₆)alkylcarbonyl, (C₂₋₆)alkenyloxycarbonyl, (C₂₋₆)alkenylcarbonyl, (C₁₋₆)alkyl, (C₂₋₆)alkenyl, (C₁₋₆)alkylsulphonyl, (C₂₋₆)alkenylsulphonyl or aminocarbonyl wherein the amino group is optionally substituted by (C₁₋₆)alkyl or (C₂₋₆)alkenyl;
- R¹⁹ is hydrogen or is selected from (C₁₋₄)alkyl and (C₂₋₄)alkenyl optionally substituted with any of the substituents listed above for R³ (C₁₋₄)alkyl or ethenyl or
- R⁴ is a group -U^a-X^{1a}-X^{2a}-X^{3a}-X^{4a} in which:
- U^a is CH₂, CO or SO₂;
- X^{1a} is CR^{14a}R^{15a};
- X^{2a} is NR^{13a}, O, S, SO₂ or CR^{14a}R^{15a};
- X^{3a} is NR^{13a}, O, S, SO₂ or CR^{14a}R^{15a}; wherein:
- each of R^{14a} and R^{15a} is independently selected from the groups listed above for R¹⁴ and R¹⁵, provided that R^{14a} and R^{15a} on the same carbon atom are not both selected from optionally substituted hydroxy and optionally substituted amino; or

R^{14a} and R^{15a} together represent oxo;

R^{13a} is hydrogen; trifluoromethyl; (C₁₋₆)alkyl; (C₂₋₆)alkenyl; (C₁₋₆)alkoxycarbonyl; (C₁₋₆)alkylcarbonyl; or aminocarbonyl wherein the amino group is optionally substituted by (C₁₋₆)alkoxycarbonyl, (C₁₋₆)alkylcarbonyl, (C₂₋₆)alkenyloxycarbonyl, (C₂₋₆)alkenylcarbonyl, (C₁₋₆)alkyl or (C₂₋₆)alkenyl and optionally further substituted by (C₁₋₆)alkyl or (C₂₋₆)alkenyl; or

two R^{14a} groups or an R^{13a} and an R^{14a} group on adjacent atoms together represent a bond and the remaining R^{13a}, R^{14a} and R^{15a} groups are as above defined; or

two R^{14a} groups and two R^{15a} groups on adjacent atoms together represent bonds such that X^{2a} and X^{3a} is triple bonded;

two R^{14a} groups or an R^{13a} and an R^{14a} group in X^{1a}, X^{2a} and X^{3a} together with the atoms to which they are attached and, if appropriate, the intervening group X^{2a} form a 5 or 6 membered carbocyclic or heterocyclic ring and the remaining R^{13a}, R^{14a} and R^{15a} groups are as above defined;

provided that X^{2a} and X^{3a} are not both simultaneously a heteroatom;

X^{4a} is phenyl or C or N linked monocyclic aromatic 5- or 6-membered heterocycle containing up to four heteroatoms selected from O, S and N and: optionally C-substituted by up to three groups selected from (C₁₋₄)alkylthio; halo; carboxy(C₁₋₄)alkyl; halo(C₁₋₄)alkoxy; halo(C₁₋₄)alkyl; (C₁₋₄)alkyl; (C₂₋₄)alkenyl; (C₁₋₄)alkoxycarbonyl; formyl; (C₁₋₄)alkylcarbonyl; (C₂₋₄)alkenyloxycarbonyl; (C₂₋₄)alkenylcarbonyl; (C₁₋₄)alkylcarbonyloxy; (C₁₋₄)alkoxycarbonyl(C₁₋₄)alkyl; hydroxy; hydroxy(C₁₋₄)alkyl; mercapto(C₁₋₄)alkyl; (C₁₋₄)alkoxy; nitro; cyano; carboxy; amino or aminocarbonyl optionally substituted as for corresponding substituents in R³; (C₁₋₄)alkylsulphonyl; (C₂₋₄)alkenylsulphonyl; or aminosulphonyl wherein the amino group is optionally substituted by (C₁₋₄)alkyl or (C₂₋₄)alkenyl; aryl, aryl(C₁₋₄)alkyl or aryl(C₁₋₄)alkoxy; and optionally N substituted by trifluoromethyl; (C₁₋₄)alkyl optionally substituted by hydroxy, (C₁₋₆)alkoxy, (C₁₋₆)alkylthio, halo or trifluoromethyl; (C₂₋₄)alkenyl; aryl; aryl(C₁₋₄)alkyl; (C₁₋₄)alkoxycarbonyl; (C₁₋₄)alkylcarbonyl; formyl; (C₁₋₆)alkylsulphonyl; or aminocarbonyl wherein the amino group is optionally substituted by (C₁₋₄)alkoxycarbonyl, (C₁₋₄)alkylcarbonyl, (C₂₋₄)alkenyloxycarbonyl, (C₂₋₄)alkenylcarbonyl, (C₁₋₄)alkyl or (C₂₋₄)alkenyl and optionally further substituted by (C₁₋₄)alkyl or (C₂₋₄)alkenyl;

n is 0 or 1 and AB is NR¹¹CO, CONR¹¹, CO-CR⁸R⁹, CR⁶R⁷-CO, O-CR⁸R⁹, CR⁶R⁷-O, NHR¹¹-CR⁸R⁹, CR⁶R⁷-NHR¹¹, NR¹¹SO₂, CR⁶R⁷-SO₂ or CR⁶R⁷-CR⁸R⁹, or n is 0 and AB is NH-CO-NH or NH-CO-O; or n is 0 and AB is CR⁶R⁷SO₂NR¹¹, CR⁶R⁷CONR¹¹ or CR⁶R⁷CH₂NR¹¹;

provided that when $n=0$ and AB is linked by a heteroatom to piperidine, R^3 is optionally substituted (C_{1-4}) alkyl or ethenyl;

provided that R^6 and R^7 , and R^8 and R^9 are not both optionally substituted hydroxy or amino;

5 and wherein:

each of R^6 , R^7 , R^8 and R^9 is independently selected from: H; (C_{1-6}) alkoxy; (C_{1-6}) alkylthio; halo; trifluoromethyl; azido; (C_{1-6}) alkyl; (C_{2-6}) alkenyl; (C_{1-6}) alkoxycarbonyl; (C_{1-6}) alkylcarbonyl; (C_{2-6}) alkenyloxycarbonyl; (C_{2-6}) alkenylcarbonyl; hydroxy, amino or aminocarbonyl optionally substituted as for

10 corresponding substituents in R^3 ; (C_{1-6}) alkylsulphonyl; (C_{2-6}) alkenylsulphonyl; or (C_{1-6}) aminosulphonyl wherein the amino group is optionally substituted by (C_{1-6}) alkyl or (C_{2-6}) alkenyl;

or R^6 and R^8 together represent a bond and R^7 and R^9 are as above defined;

15 and each R^{11} is independently H; trifluoromethyl; (C_{1-6}) alkyl; (C_{2-6}) alkenyl; (C_{1-6}) alkoxycarbonyl; (C_{1-6}) alkylcarbonyl; or aminocarbonyl wherein the amino group is optionally substituted by (C_{1-6}) alkoxycarbonyl, (C_{1-6}) alkylcarbonyl, (C_{2-6}) alkenyloxycarbonyl, (C_{2-6}) alkenylcarbonyl, (C_{1-6}) alkyl or (C_{2-6}) alkenyl and optionally further substituted by (C_{1-6}) alkyl or (C_{2-6}) alkenyl;

20

or where one of R^3 or R^3_1 and R^6 , R^7 , R^8 or R^9 contains a carboxy group and the other contains a hydroxy or amino group they may together form a cyclic ester or amide linkage or where R^3 or R^3_1 contains a carboxy group and A or B is NH they may be condensed to form a cyclic amide.

25

2. A compound according to claim 1 wherein Z^5 is CH or N, Z^3 is CH or CF and Z^1 , Z^2 and Z^4 are each CH, or Z^1 is N, Z^3 is CH or CF and Z^2 , Z^4 and Z^5 are each CH.

3. A compound according to claim 1 or 2 wherein R^1 is methoxy and R^{1a} is H or
30 when Z^3 is CR^{1a} it may be C-F.

35

4. A compound according to any preceding claim wherein R^3 is OH, NH_2 , (C_{1-4}) alkyl, (C_{1-4}) alkoxy, (C_{1-4}) alkoxy (C_{1-4}) alkoxy, carboxy, cyano, optionally substituted aminocarbonyl, (C_{1-4}) alkylcarbonyloxy, fluoro, trifluoromethyl or CH_2OH .

5. A compound according to any preceding claim wherein R^3_1 is hydrogen.

6. A compound according to any preceding claim wherein n is 0 and either A is CHOH or CH₂ and B is CH₂ or A is NH and B is CO.
7. A compound according to any preceding claim wherein R⁴ is -U-V-R⁵₂, -U-V- is
 5 -(CH₂)₂-, CH₂CH(OH)-, CH₂C=NOH or CH₂CO and R⁵₂ is an aromatic heterocyclic
 ring (A) having 8-11 ring atoms including 2-4 heteroatoms of which at least one is N or
 NR¹³ in which preferably Y² contains 2-3 heteroatoms, one of which is S and 1-2 are N,
 with one N bonded to X³, or the heterocyclic ring (A) has ring (a) aromatic selected from
 optionally substituted benzo and pyrido and ring (b) non-aromatic and Y² has 3-5 atoms,
 10 more preferably 4 atoms, including a heteroatom bonded to X⁵ selected from O, S or
 NR¹³, where R¹³ is other than hydrogen, and NHCO bonded via N to X³, or O bonded
 to X³.
8. A compound according to any of claims 1 to 6 wherein R⁵₂ is selected from: 3-
 15 oxo-3,4-dihydro-2H-benzo[1,4]thiazin-6-yl (4H-benzo[1,4]thiazin-3-one-6-yl)
 3,4-dihydro-2H-benzo[1,4]oxazin-6-yl
 3-oxo-3,4-dihydro-2H-pyrido[3,2-*b*][1,4]thiazin-6-yl.
9. A compound according to claim 1 selected from:
 20 4-Methyl-1-[2-(3-oxo-3,4-dihydro-2H-benzo[1,4]thiazin-6-yl)-ethyl]-piperidine-4-
 carboxylic acid (6-methoxy-[1,5]naphthyridin-4-yl)-amide;
 4-Amino-1-[2-(3-oxo-3,4-dihydro-2H-benzo[1,4]thiazin-6-yl)-ethyl]-piperidine-4-
 carboxylic acid (6-methoxy-[1,5]naphthyridin-4-yl)-amide;
 1-(2-Benzo[1,3]dioxol-5-yl-ethyl)-4-hydroxy-piperidine-4-carboxylic acid (6-methoxy-
 25 [1,5]naphthyridin-4-yl)-amide;
 1-(2-Benzo[1,3]dioxol-5-yl-ethyl)-4-methylpiperidine-4-carboxylic acid (6-methoxy-
 [1,5]naphthyridin-4-yl)-amide;
 4-Hydroxy-1-[2-(3-oxo-3,4-dihydro-2H-benzo[1,4]thiazin-6-yl)-ethyl]-piperidine-4-
 carboxylic acid (6-methoxy-[1,5]naphthyridin-4-yl)-amide;
 30 4-(6-Methoxy-[1,5]naphthyridin-4-ylcarbonyl)-1-[2-(3-oxo-3,4-dihydro-2H -
 benzo[1,4]thiazin-6-yl)-ethyl]-piperidine-4-carboxylic acid;
 6-{1- *R,S*-Hydroxy-2-[2-(6-methoxy-[1,5]naphthyridin-4-yl)-1-oxo-2,8-diaza-
 spiro[4.5]dec-8-yl]-ethyl}-4H-benzo[1,4]oxazin-3-one;
 4-Hydroxy-1-[2-oxo-2-(3-oxo-3,4-dihydro-2H-benzo[1,4]thiazin-6-yl)-ethyl]-piperidine-
 35 4-carboxylic acid (6-methoxy-[1,5]naphthyridin-4-yl)-amide;
 4-Hydroxy-1-[2- *R,S*-hydroxy-2-(3-oxo-3,4-dihydro-2H-benzo[1,4]thiazin-6-yl)-ethyl]-
 piperidine-4-carboxylic acid (6-methoxy-[1,5]naphthyridin-4-yl)-amide;

- 4-Hydroxymethyl-1-[2-(3-oxo-3,4-dihydro-2*H*-benzo[1,4]thiazin-6-yl)-ethyl]-piperidine-4-carboxylic acid (6-methoxy-[1,5]naphthyridin-4-yl)-amide;
- 4-Amino-1-[2-(7-fluoro-3-oxo-3,4-dihydro-2*H*-benzo[1,4]thiazin-6-yl)-2- *R,S*-hydroxy-ethyl]-piperidine-4-carboxylic acid (6-methoxy-[1,5]naphthyridin-4-yl)-amide;
- 5 4-Amino-1-[2- *R,S*-hydroxy-2-(3-oxo-3,4-dihydro-2*H*-benzo[1,4]thiazin-6-yl)-ethyl]-piperidine-4-carboxylic acid (6-methoxy-[1,5]naphthyridin-4-yl)-amide; or
- 1-[2-(2,3-Dihydro-benzo[1,4]dioxin-6-yl)- 2-(*R,S*)-hydroxy-ethyl]- 4-hydroxy-piperidine-4-carboxylic acid (6-methoxy-[1,5]naphthyridin-4-yl)-amide;
- 4-Hydroxy-1-[2-(6-oxo-6,7-dihydro-5*H*-pyridazino[3,4-*b*][1,4]thiazin-3-yl)-ethyl]-
- 10 piperidine-4-carboxylic acid (6-methoxy-[1,5]naphthyridin-4-yl)-amide
- 4-Hydroxy-1-[2-*R*-hydroxy-2-(3-oxo-3,4-dihydro-2*H*-benzo[1,4]thiazin-6-yl)-ethyl]-piperidine-4-carboxylic acid (6-methoxy-[1,5]naphthyridin-4-yl)-amide
- and 4-Hydroxy-1-[2-*S*-hydroxy-2-(3-oxo-3,4-dihydro-2*H*-benzo[1,4]thiazin-6-yl)-ethyl]-piperidine-4-carboxylic acid (6-methoxy-[1,5]naphthyridin-4-yl)-amide [
- 15 1-[2- *R,S*-Hydroxy-2-(3-oxo-3,4-dihydro-2*H*-benzo[1,4]thiazin-6-yl)-ethyl]- 4-methoxy-piperidine-4-carboxylic acid (6-methoxy-[1,5]naphthyridin-4-yl)-amide
- 1-[2-(2,3-Dihydro-benzo[1,4]dioxin-6-yl)-2- *R,S*-hydroxy-ethyl]- 4-methoxy-piperidine-4-carboxylic acid (6-methoxy-[1,5]naphthyridin-4-yl)-amide
- (3*S*/*R*,4*R*/*S*)-3,4-Dihydroxy-1-[2-(3-oxo-3,4-dihydro-2*H*-benzo[1,4]thiazin-6-yl)-ethyl]-
- 20 piperidine-4-carboxylic acid (6-methoxy-[1,5]naphthyridin-4-yl)-amide
- 4-*R/S*-Hydroxy-3-*S/R* -methoxy-1-[2-(3-oxo-3,4-dihydro-2*H*-benzo[1,4]thiazin-6-yl)-ethyl]-piperidine-4-carboxylic acid (6-methoxy-[1,5]naphthyridin-4-yl)-amide
- 4-Cyano-1-[2-(3-oxo-3,4-dihydro-2*H* -benzo[1,4]thiazin-6-yl)-ethyl]-piperidine-4-carboxylic acid (6-methoxy-[1,5]naphthyridin-4-yl)-amide
- 25 1-[2-(2,3-Dihydro-benzo[1,4]dioxin-6-yl)-2- *R,S*-hydroxy-ethyl]- piperidine-4,4-dicarboxylic acid amide (6-methoxy-[1,5]naphthyridin-4-yl)-amide
- 4-Hydroxy-1-[2-(*RS*)-2-hydroxy-2-(3-oxo-3,4-dihydro-2*H*-pyrido[3,2-*b*][1,4]thiazin-6-yl)-ethyl]-piperidine-4-carboxylic acid (6-methoxy-[1,5]naphthyridin-4-yl) amide
- 4-Methoxy-1-[2-(*RS*)-2-hydroxy-2-(3-oxo-3,4-dihydro-2*H*-pyrido[3,2-*b*][1,4]thiazin-6-yl)-ethyl]-piperidine-4-carboxylic acid (6-methoxy-[1,5]naphthyridin-4-yl) amide
- 30 1-[2-(6-Oxo-6,7-dihydro-5*H*-8-thia-1,2,5-triazanaphthalen-3-yl)ethyl]-4-trifluoromethylpiperidine-4-carboxylic acid (6-methoxy-[1,5]naphthyridin-4-yl) amide
- 1-[2-(2,3-Dihydro-[1,4]dioxino[2,3-*c*]pyridin-7-yl)-ethyl]-4-hydroxy-piperidine-4-carboxylic acid (6-methoxy-[1,5]naphthyridin-4-yl)-amide
- 35 1-[2-(2,3-Dihydro-[1,4]dioxino[2,3-*c*]pyridin-7-yl)-ethyl]-4-hydroxy-piperidine-4-carboxylic acid (8-fluoro-6-methoxy-quinolin-4-yl)-amide hydrochloride
- 6-((*R,S*)-1-Hydroxy-2-{4-hydroxy-4-[2-(6-methoxy-[1,5]naphthyridin-4-yl)ethyl]piperidin-1-yl}ethyl)-4*H*-benzo[1,4]thiazin-3-one

6-(2-{4-hydroxy-4-[2-(6-methoxy-[1,5]naphthyridin-4-yl)ethyl]piperidin-1-yl}ethyl)-4*H*-benzo[1,4]thiazin-3-one

6-(2-{4-Fluoro-4-[2-(6-methoxy-[1,5]naphthyridin-4-yl)ethyl]piperidin-1-yl}ethyl)-4*H*-benzo[1,4]thiazin-3-one

5 or a pharmaceutically acceptable derivative thereof.

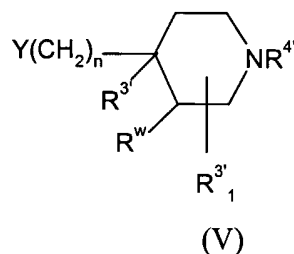
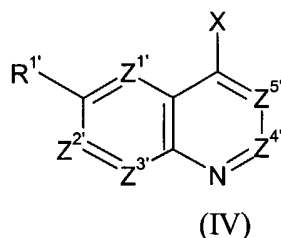
10. A method of treatment of bacterial infections in mammals, particularly in man, which method comprises the administration to a mammal in need of such treatment an effective amount of a compound according to claim 1.

10

11. The use of a compound according to claim 1, in the manufacture of a medicament for use in the treatment of bacterial infections in mammals.

12. A pharmaceutical composition comprising a compound according to claim 1, and
15 a pharmaceutically acceptable carrier.

13. A process for preparing compounds according to claim 1, which process comprises reacting a compound of formula (IV) with a compound of formula (V):



20

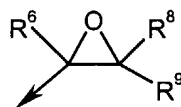
wherein n is as defined in formula (I); Z^{1'}, Z^{2'}, Z^{3'}, Z^{4'}, Z^{5'}, R^{1'}, R^{3'1} and R^{3'} are Z¹, Z², Z³, Z⁴, Z⁵, R¹, R³¹ and R³ as defined in formula (I) or groups convertible thereto and R^w is hydrogen or R^w and R^{3'} represent a bond;

25 and X and Y may be the following combinations:

- (i) one of X and Y is CO₂R^y and the other is CH₂CO₂R^x;
- (ii) X is CHR⁶R⁷ and Y is C(=O)R⁹;
- (iii) X is CR⁷=PR^{z3} and Y is C(=O)R⁹;
- (iv) X is C(=O)R⁷ and Y is CR⁹=PR^{z3};
- 30 (v) one of Y and X is COW and the other is NHR^{11'}, NCO or NR^{11'}COW;
- (vi) X is NHR^{11'} and Y is C(=O)R⁸ or X is C(=O)R⁶ and Y is NHR^{11'};
- (vii) X is NHR^{11'} and Y is CR⁸R⁹W;
- (viii) X is W or OH and Y is CH₂OH;
- (ix) X is NHR^{11'} and Y is SO₂W;

- (x) one of X and Y is $(\text{CH}_2)_p\text{-W}$ and the other is $(\text{CH}_2)_q\text{NHR}^{11'}$, $(\text{CH}_2)_q\text{OH}$, $(\text{CH}_2)_q\text{SH}$ or $(\text{CH}_2)_q\text{SCOR}^x$ where $p+q=1$;
- (xi) one of X and Y is OH and the other is $-\text{CH}=\text{N}_2$;
- (xii) X is NCO and Y is OH or NH_2 ;
- 5 (xiii) X is $\text{CR}^6\text{R}^7\text{SO}_2\text{W}$, $\text{A}'\text{COW}$, $\text{CR}^6=\text{CH}_2$ or oxirane and Y is $\text{NHR}^{11'}$;
- (xiv) X is W and Y is $\text{CONHR}^{11'}$ or OCONH_2 ;
- (xv) X is W and Y is $-\text{CH}=\text{CH}_2$;
- (xvi) X is W and Y is $-\text{C}\equiv\text{CH}$ (followed by hydrogenation of the intermediate $-\text{C}\equiv\text{C}-$ group);
- 10 (xvii) X is $\text{NHR}^{11'}$ and together Y and R^3 are O and $n = 1$;
- in which W is a leaving group, e.g. halo, methanesulphonyloxy, trifluoromethanesulphonyloxy or imidazolyl; R^x and R^y are (C_{1-6}) alkyl; R^z is aryl or (C_{1-6}) alkyl; A' and $\text{NR}^{11'}$ are A and NR^{11} as defined in formula (I), or groups convertible thereto; and oxirane is:

15



- wherein R^6 , R^8 and R^9 are as defined in formula (I);
- and thereafter optionally or as necessary converting A' , $\text{Z}^{1'}$, $\text{Z}^{2'}$, $\text{Z}^{3'}$, $\text{Z}^{4'}$, $\text{Z}^{5'}$, $\text{R}^{1'}$, $\text{R}^{3'}$, $\text{R}^{3'}_1$, $\text{R}^{4'}$ and $\text{NR}^{11'}$ to A, Z^1 , Z^2 , Z^3 , Z^4 , Z^5 , R^1 , R^3 , R^{3_1} , R^4 and NR^{11} ; converting
- 20 $\text{R}^{3'}$ and R^w when a bond into R^3 and hydrogen or R^{3_1} ; converting A-B to other A-B, interconverting R^1 , R^3 , R^{3_1} and/or R^4 , and/or forming a pharmaceutically acceptable derivative thereof.