



US00D491774S1

(12) **United States Design Patent**
Brousseau et al.

(10) **Patent No.:** **US D491,774 S**

(45) **Date of Patent:** **** Jun. 22, 2004**

(54) **MINI GRATER**

(75) Inventors: **Yvan Brousseau**, Montreal (CA);
Francois Duval, Terrebonne (CA);
Derek Hunziker, Montreal (CA);
Patrick Mainville, Montreal (CA);
Jean Marcoux, Montreal (CA); **Gad Shaanan**, La Jolla, CA (US)

(73) Assignee: **Wilton Industries, Inc.**, Woodridge, IL (US)

(**) Term: **14 Years**

(21) Appl. No.: **29/186,084**

(22) Filed: **Jul. 9, 2003**

(51) **LOC (7) Cl.** **07-04**

(52) **U.S. Cl.** **D7/678**

(58) **Field of Search** D7/678, 693, 372;
99/495, 510; 241/93, 95, 273.1-273.4, 168,
169, 101.1, 101.2

(56) **References Cited**

U.S. PATENT DOCUMENTS

4,037,793 A 7/1977 Puustinen
5,083,734 A 1/1992 Ancona et al.

D347,149 S 5/1994 Feer et al.
5,312,054 A 5/1994 Feer et al.
5,711,491 A 1/1998 Molo
D393,986 S * 5/1998 Joergensen D7/678
D442,034 S 5/2001 Tardif et al.
6,244,529 B1 6/2001 Tardif et al.

* cited by examiner

Primary Examiner—Terry A. Wallace

(74) *Attorney, Agent, or Firm*—Piper Rudnick LLP

(57) **CLAIM**

The ornamental design for the mini grater, as shown and described.

DESCRIPTION

FIG. 1 is a front top perspective view of the mini grater; FIG. 2 is a rear bottom perspective view of the mini grater; FIG. 3 is a top plan view of the mini grater; FIG. 4 is a side elevational view of the mini grater, the opposite of which is an identical mirror image; FIG. 5 is a front elevational view of the mini grater; FIG. 6 is a bottom plan of the mini grater; FIG. 7 is rear elevational view of the mini grater; and, FIG. 8 is an exploded front top perspective view of the mini grater.

1 Claim, 3 Drawing Sheets

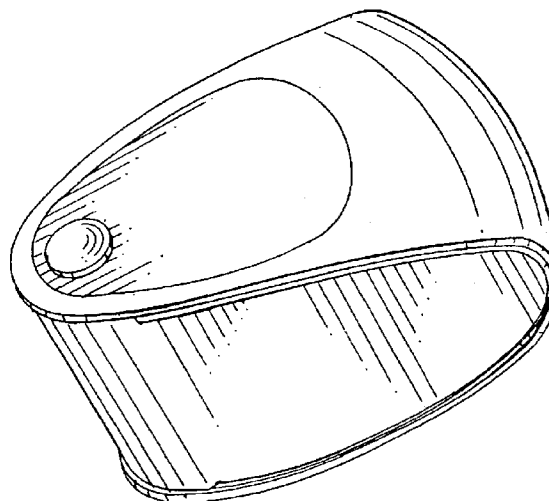
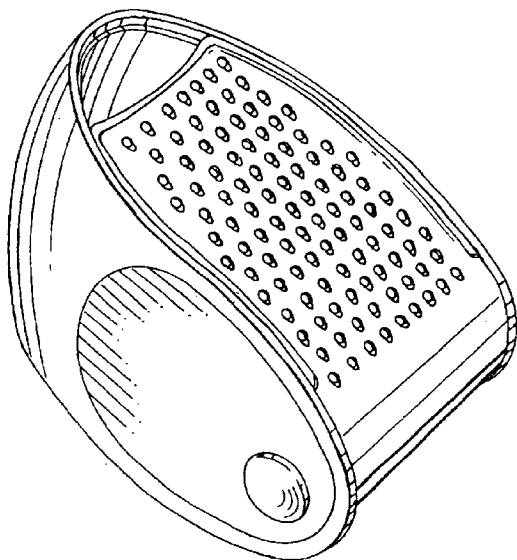


FIG. 1

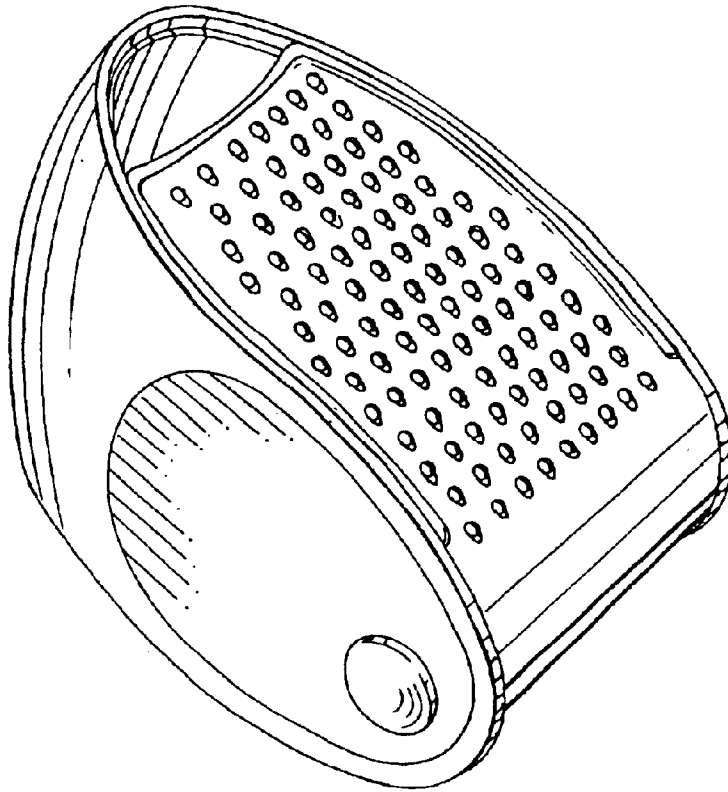


FIG. 2

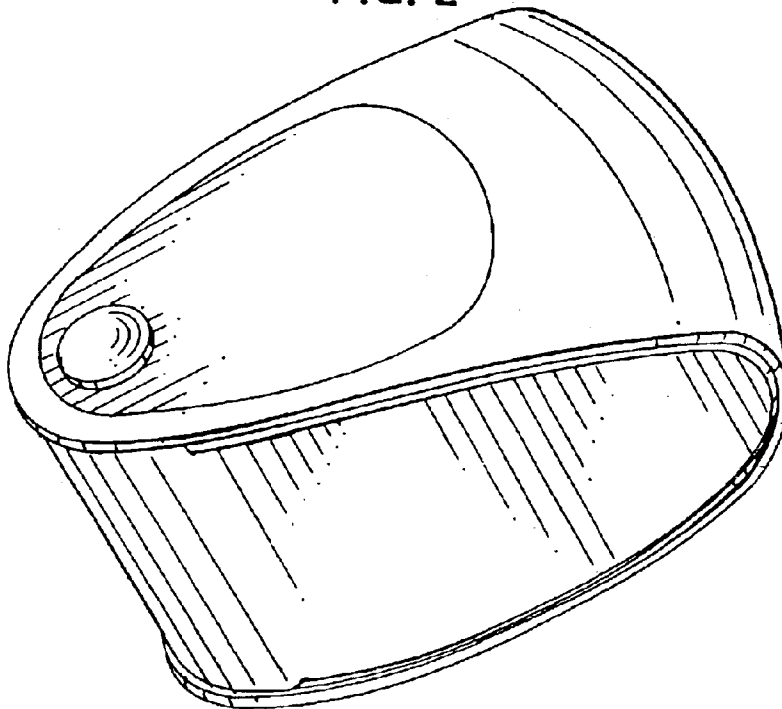


FIG. 3

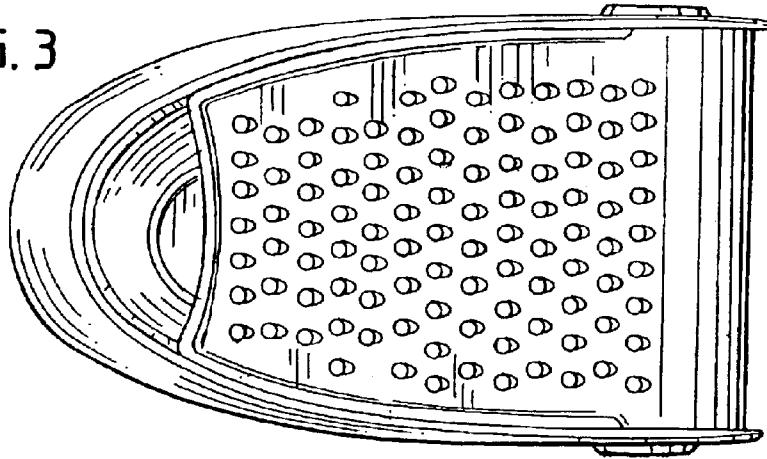


FIG. 4

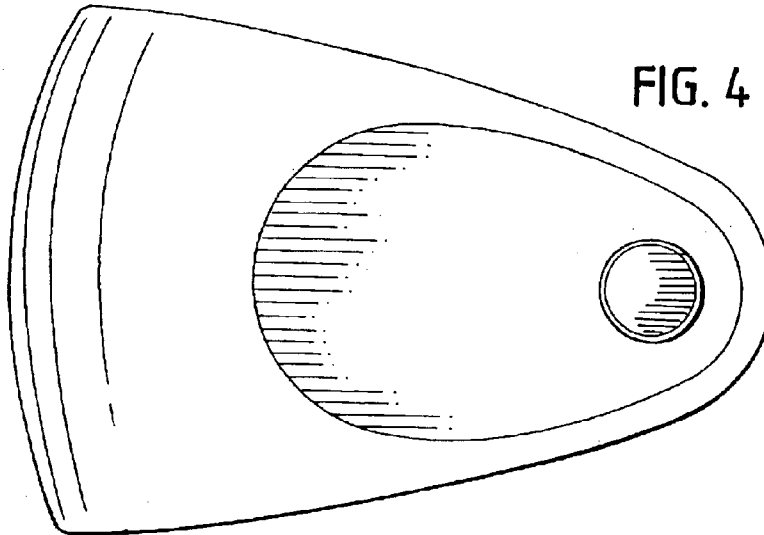


FIG. 5

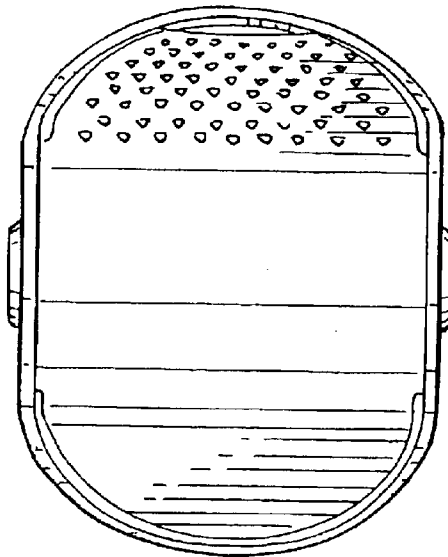


FIG. 6

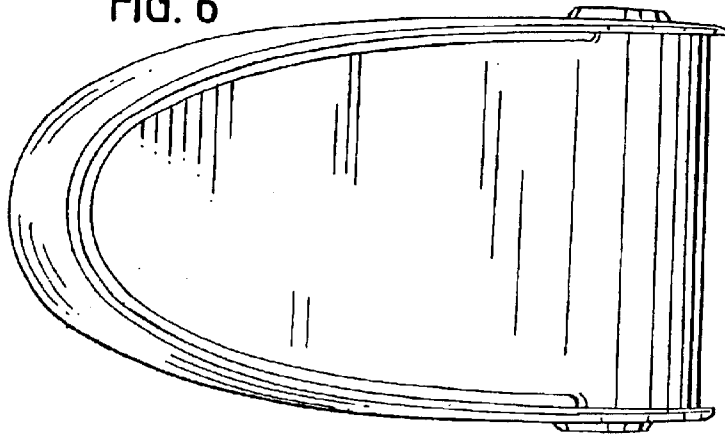


FIG. 8

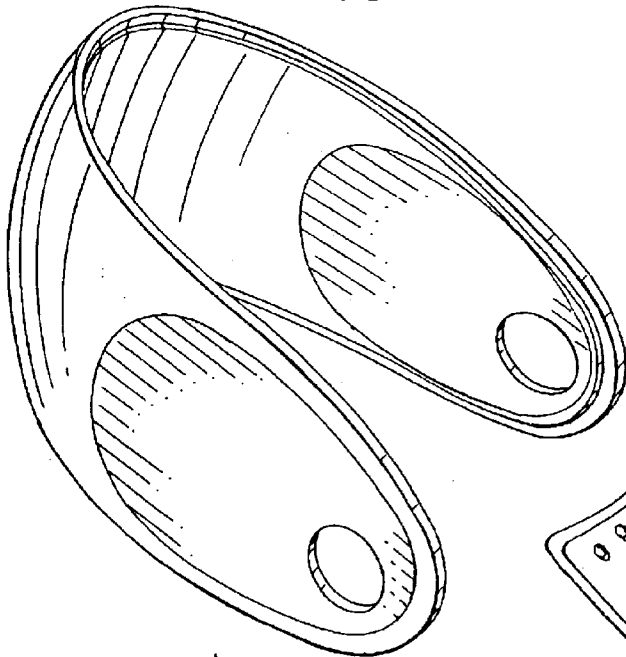


FIG. 7

