

603292

COMMONWEALTH of AUSTRALIA
Patents Act 1952

APPLICATION FOR A STANDARD PATENT

I/We

Fujitsu Limited

of

1015, Kamikodanaka, Nakahara-ku, Kawasaki-shi, Kanagawa 211, Japan

hereby apply for the grant of a Standard Patent for an invention entitled:

Multi-address calling system

which is described in the accompanying complete specification.


Details of basic application(s):-

<u>Number</u>	<u>Convention Country</u>	<u>Date</u>
63--092397	Japan	14 April 1988

The address for service is care of DAVIES & COLLISON, Patent Attorneys, of 1 Little Collins Street, Melbourne, in the State of Victoria, Commonwealth of Australia.

DATED this TWELFTH day of APRIL 1989

To: THE COMMISSIONER OF PATENTS



.....
a member of the firm of
DAVIES & COLLISON for
and on behalf of the
applicant(s)

Davies & Collison, Melbourne

APPLICATION ACCEPTED AND AMENDMENTS

ALLOWED 13. 8. 90

COMMONWEALTH OF AUSTRALIA

PATENTS ACT 1952

DECLARATION IN SUPPORT OF CONVENTION OR NON-CONVENTION APPLICATION FOR A PATENT

Insert title of invention.

In support of the Application made for a patent for an invention entitled: MULTI-ADDRESS CALLING SYSTEM

Insert full name(s) and address(es) of declarant(s) being the applicant(s) or person(s) authorized to sign on behalf of an applicant company.

I ~~we~~ Masaka Ogi, Executive Director of FUJITSU LIMITED of 1015, Kamikodanaka, Nakahara-ku, Kawasaki-shi, Kanagawa 211, Japan

Cross out whichever of paragraphs 1(a) or 1(b) does not apply 1(a) relates to application made by individual(s) 1(b) relates to application made by company; insert name of applicant company.

do solemnly and sincerely declare as follows :-

1. (a) ~~I am the inventor of the invention~~

or (b) I am authorized by

FUJITSU LIMITED

Cross out whichever of paragraphs 2(a) or 2(b) does not apply

the applicant..... for the patent to make this declaration on ^{its} behalf. ~~XXXX~~

2. (a) ~~I am the inventor of the invention~~

or (b)

Satoshi Ogawa residing at Mezon do noa Seisekisakuragaoka 335, 61-1, Ichinomiya, Tama-shi, Tokyo 206, Japan

~~is~~ the actual inventor..... of the invention and the facts upon which the applicant.....

~~is~~ entitled to make the application are as follows :-

The applicant is the assignee of the actual inventor, in respect of the invention.

3. The basic application..... as defined by Section 141 of the Act ^{was} made ~~was~~ in Japan on the 14th day of April, 1988.

by FUJITSU LIMITED

in on the

by

in on the

by

4. The basic application..... referred to in paragraph 3 of this Declaration ^{was} the first application..... made in a Convention country in respect of the invention the ^{subject} ~~subject~~ of the application.

Declared at Kawasaki-shi, this on the 21st day of April, 1989 Kanagawa, FUJITSU LIMITED Japan

Masaka Ogi
Masaka Ogi, Executive Director

DAVIES & COLLISON, MELBOURNE and CANBERRA.

Insert place and date of signature.

Signature of declarant(s) (no attestation required)

Note: Initial all alterations.

RE: URNE S/O

19 MAY 1989 In the manner in which applicant(s) derive title from inventor(s)

Cross out paragraphs 3 and 4 for non-convention applications. For convention applications, insert basic country(s) followed by date(s) and basic applicant(s).

(12) PATENT ABRIDGMENT (11) Document No. AU-B-32699/89
(19) AUSTRALIAN PATENT OFFICE (10) Acceptance No. 603292

(54) Title
FACSIMILE MULTI-ADDRESS CALLING SYSTEM

International Patent Classification(s)
(51)⁴ H04N 001/40 H04N 001/32

(21) Application No. : 32699/89 (22) Application Date : 12.04.89

(30) Priority Data

(31) Number (32) Date (33) Country
63-92397 14.04.88 JP JAPAN

(43) Publication Date : 19.10.89

(44) Publication Date of Accepted Application : 08.11.90

(71) Applicant(s)
FUJITSU LIMITED

(72) Inventor(s)
SATOSHI OGAWA

(74) Attorney or Agent
DAVIES & COLLISON, 1 Little Collins Street, MELBOURNE VIC 3000

(56) Prior Art Documents
AU 580478 81934/87 H04N 1/21, 1/32
AU 568732 40703/85 H04N 1/32, 1/42
AU 554051 14454/83 H04N 1/32

(57) Claim

1. A multi-address calling system for transmitting the same picture data to a plurality of destinations, comprising:

reading means for reading picture data on papers;

compressing means for compressing the picture data read by said reading means;

storing means for storing the picture data compressed by said compressing means;

communication control means for transmitting and receiving signals for communication procedures with said destinations, said communication procedures including a first communication procedure comprising:

a dial transmitting process for transmitting a dial signal to a first destination,

a response signal receiving process for receiving a response signal from said first destination in response to said dial signal,

(11) AU-B-32699/89
(10) 603292

-2-

a pre-procedure carried out after said dial transmitting process and said response signal receiving process and before transmitting picture data, transmitting picture data, and a post-procedure carried out after transmitting picture data; and

control means for effecting said first communication procedure in parallel with and asynchronous with the processes of said reading means, said compressing means, and said storing means, wherein said reading means comprises means for starting a reading operation when said response signal is received and indicates that the destination is a facsimile device, and means for continuously reading pages, independently from said pre-procedure, page by page immediately after said pages are set on a document feeder.

603292

This document contains the amendments made under Section 49 and is correct for printing.

COMMONWEALTH OF AUSTRALIA
PATENTS ACT 1952
COMPLETE SPECIFICATION

**NAME & ADDRESS
OF APPLICANT:**

Fujitsu Limited
1015, Kamikodanaka, Nakahara-ku, Kawasaki-shi, Kanagawa 211, Japan
Japan

NAME(S) OF INVENTOR(S):

Satoshi Ogawa

ADDRESS FOR SERVICE:

DAVIES & COLLISON
Patent Attorneys
1 Little Collins Street, Melbourne, 3000.

COMPLETE SPECIFICATION FOR THE INVENTION ENTITLED:

Multi-address calling system

The following statement is a full description of this invention, including the best method of performing it known to me/us:-

- 1a -

MULTI-ADDRESS CALLING SYSTEM

BACKGROUND OF THE INVENTION

1. Field of the Invention

The present invention relates to a multi-address calling system, and more particularly, to a multi-address calling system in a facsimile device capable of effecting multi-address calling with increased accessibility.

2. Description of the Related Art

A known facsimile device can transmit picture data of characters, photographs, etc., printed on paper by using a communication line. Currently, this picture communication can be conducted through public telephone lines, and thus such facsimile equipment is now widely used in the office automation (OA) field.

In such facsimile equipment, recently, many of these machines have a multi-address calling function by which the information printed on one or more sheets of paper is read and stored in a picture memory, and is then transmitted to a number of destinations.

In a conventional multi-address calling system, all pages to be transmitted are first read, compressed and stored in a picture memory, and then only after the storing operation is finished, a pre-procedure, the transmission of the picture data, and a post-procedure are carried out for the first destination.

Therefore, the start of the picture transmission is delayed especially when there is a large number of pages to be stored. Thus, the availability of equipment of this type is low.

In another conventional multi-address calling system disclosed in for example Japanese Unexamined Patent Publication No.63-36651, published on February 17, 1988, filed by Toshiba Corporation, the reading, compression, and storing of the picture data are effected

1 in parallel with the transmission of the picture data to the
2 first destination. In this conventional system, the pre-
3 procedure, the transmission of the picture data, and the
4 post-procedure for the first destination are started without
5 waiting for the reading, compression, and storing operation
6 of the pages end before being transmitted. This
7 conventional example, however, still has a disadvantage in
8 that there are periods of time when the device is not
9 available for use because the reading, compression, and
10 storing of each page are synchronous with the transmission
11 of the corresponding page to the first destination. Namely,
12 when another set of pages is to be transmitted, the user
13 must wait until the previous set of pages is completely
14 transmitted to the first destination. When the previous set
15 of pages is large in volume, the user must wait for a long
16 time.


17 SUMMARY OF THE INVENTION

18 There is provided, according to the present invention,
19 a multi-address calling system for transmitting the same
20 picture data to a plurality of destinations, comprising:
21 reading means for reading picture data on papers;
22 compressing means for compressing the picture data read
23 by said reading means;
24 storing means for storing the picture data compressed
25 by said compressing means;
26 communication control means for transmitting and
27 receiving signals for communication procedures with said
28 destinations, said communication procedures including a
29 first communication procedure comprising:
30 a dial transmitting process for transmitting a dial
31 signal to a first destination,
32 a response signal receiving process for receiving a
33 response signal from said first destination in response to
34 said dial signal,
35 a pre-procedure carried out after said dial
36 transmitting process and said response signal receiving
process and before transmitting picture data,



1 transmitting picture data, and
2 a post-procedure carried out after transmitting picture
3 data; and
4 control means for effecting said first communication
5 procedure in parallel with and asynchronous with the
6 processes of said reading means, said compressing means, and
7 said storing means, wherein said reading means comprises
8 means for starting a reading operation when said response
9 signal is received and indicates that the destination is a
10 facsimile device, and means for continuously reading pages,
11 independently from said pre-procedure, page by page
12 immediately after said pages are set on a document feeder.

13 Because the communication procedures are



14
15
16
17
18
19
20
21
22
23
24
25
26
27
28
29
30
31
32
33
34
35



asynchronous with the reading, compressing, and storing, the set of pages to be transmitted is rapidly stored in the storing memory without waiting for the end of the transmission of the papers.

5 BRIEF DESCRIPTION OF THE DRAWING

The ~~above object and~~ features of the present invention will be more apparent from the following description of the preferred embodiment with reference to the drawings, wherein:

10 Fig.1 is a block diagram of the constitution of a conventional facsimile device;

Fig.2 is a diagram explaining a conventional communication sequence.

15 Fig.3 is a block diagram of the constitution of an another conventional facsimile device;

Fig.4 is a diagram explaining the communication control procedure in the conventional facsimile device shown in Fig. 3;

20 Fig.5 is a principal block diagram of a multi-address calling system according to the present invention;

Fig.6 is a block diagram of the constitution of a facsimile device according to an embodiment of the present invention; and


25 Fig.7 is a diagram explaining the communication control procedure in a second embodiment of the present invention.

DESCRIPTION OF THE PREFERRED EMBODIMENT

30 For better understanding of the present invention, a conventional multi-address calling system will first be described with reference to Figs. 1 to 4.

35 Figure 1 shows a constitution of a conventional facsimile device, and Fig.2 shows communication procedures in a conventional multi-address calling operation.

The conventional facsimile device comprises a reading part 111 for reading a picture data from a sheet



of paper to be transmitted (not shown), a printing part 161 for printing picture data received, a compressing part 151 for compressing data to be transmitted, a decompressing part 155 for reproducing received data, a picture memory 153 consisting of a RAM (Random Access Memory), for storing the data to be transmitted, a transmission control part 137 for controlling the transmission of the picture data stored in the picture memory 153, a modem 135 for modulating and demodulating data, an NCU (Network Control Unit) 133 for controlling external lines, a modem control part 131 for controlling the modem 135 to transmit and receive procedure signals, and a main control part 110 for carrying out an overall control.

As shown in Fig.2, in the communication procedures in the conventional multi-address calling operation, the entire contents of each page of the pages to be transmitted are first read, compressed, and stored to the picture memory 153 in the transmission origin (S). Then, after completion of storage in the picture memory 153 of the entire contents of each page to be transmitted, the communication procedure for the first destination (R1) is started. That is, in the communication sequence for the first destination, the transmission of the picture data is effected by reading the picture data stored in the picture memory 153 page by page. Transmission to destinations on and after the second destination (R2) is carried out in the same way as the first destination. Note that, in the figure, the communication procedure up to the second station and when two pages are to be transmitted is shown.

As described above, in the conventional multi-address calling system, since the process is sequential in such a way that the communication procedure is started by calling the transmission destination only after completion of the reading, compressing, and storing in the picture memory of the

entire contents of each page to be transmitted. Therefore, problems arise in that a long time is required to transmit all of the pages, and the accessibility of the device as a whole is restricted.

5 Namely, in Fig.2, the time period spent for the reading, compressing, and storing operation cannot be used for the communication procedures between the transmission source and the destinations.

10 Fig.3 shows another example of the conventional facsimile device which is disclosed in Japanese Unexamined Patent Publication No.63-36651.

15 The facsimile equipment shown in Fig.3 is quite similar to the equipment shown in Fig.1 except that the output of the compressing part 151 is connected not only to the input of the picture memory 153 but also to the input of the picture data transmission control part 137.

20 The procedure of the multi-address calling operation will be explained with reference to Fig.4 in the following.

25 Figure 4 shows a communication control procedure when performing a multi-address calling operation. Note that, in the figure, the communication control procedure up to and including transmission to a second destination is illustrated.

30 The following description is made with reference to Fig.3 and Fig.4.

35 First, the transmission source (S) transmits a 16 Hz calling signal to the first destination (R1), based on a telephone number.

In response, a signal CED, which informs the transmission source that the first destination is a facsimile device, is received from the first destination.

Further, a signal DIS, which informs the transmission source of the facsimile ability defined in the CCITT standard, is received.

The transmission source then transmits a signal DCS

in response to the signal DIS.

Next, the transmission origin transmits a signal TCF, which is a training signal for acknowledging the line quality, and in response, receives a signal CFR, which is a signal indicating that reception is possible at the communication speed transmitted from the transmission source.

Only after the above described pre-procedure with the first destination is finished, is the operation of reading the picture data started. Note that, in this example, the two pages of papers are assumed to be set in a document feeder (provided in the reading part 111).

First, the picture data of the first page read by the reading part 111 is sent to the compressing part 151 and coded therein. The picture data coded in the compressing part 151 is then sent to the transmission control part 137 and is also stored in the picture memory 153.

The picture data transmitted to the transmission control part 137 is further transmitted to the modem control part 131, and under control thereof, is transmitted through the modem 135 and NCU 133 to the first destination.

After transmitting the picture data of the first page as described above, the transmission source transmits a signal MPS which indicates an end of the transmission, and in response, receives a signal MCF which indicates that the picture data has been correctly received.

Next, the reading part 111 reads the second page and transmits the data to the compressing part 151. The picture data transmitted to the compressing part 151 is coded therein and transmitted to the transmission control part 137, and further, is stored in the picture memory 153. The picture data of the second page transmitted to the transmission control part 137 is further sent to the modem control part 131, and under

the control thereof, is transmitted through the modem 135 and NCU 133 to the first destination.

5 After the picture data of the second page (final page) has been transmitted, the transmission source transmits a signal EOP indicating the end of the transmission, and in response, receives a signal MCF indicating that the picture data has been correctly received.

10 Finally, the transmission source transmits a signal DCN to disconnect the line, and thus, the transmission to the first destination is finished.

Then, a transmission to the second destination (R2) is started.

15 Similar to the first destination, first a 16 Hz calling signal is transmitted based on a telephone number, and in response, a signal CED informing the transmission source that the facsimile device is ready to receive is received from the second destination.

20 Further, a signal DIS informing the transmission source of the facsimile ability defined in the CCITT standard is received, and the transmission source transmits a signal DCS in response to the signal DIS.

25 Further, the transmission source transmits a signal TCF, which is a training signal for acknowledging the line quality

Finally, the transmission source receives a signal CFR, which is a Confirmation to Receive signal from the first destination.

30 After performing the pre-procedure as described above, the picture data stored in the picture memory 153 during the transmission to the first destination is read and transmitted.

35 First, the picture data of the first page stored in the picture memory 153 is read and transmitted to the modem control part 131 under the control of the transmission control part 137. Also, the picture data of the first page transmitted to the modem control part

131 is transmitted, under the control thereof, through the modem 135 and the NCU 133 to the second destination.

5 After the transmission of the picture data of the first page is finished, a signal MPS indicating an end of the transmission is transmitted, and in response, a signal MCF is received indicating that the picture data has been correctly received.

10 Next, the picture data of the second page stored in the picture memory 153 is read and transmitted to the modem control part 131 under the control of the transmission control part 137. The picture data of the second page transmitted to the modem control part 131 is transmitted, under the control thereof, through the

15 After the transmission of the picture data of the second page (final page) is finished, a signal EOP indicating the end of the transmission is transmitted, and in response, a signal MCF is received indicating that the picture data has been correctly received.

20 Finally, a signal DCN to disconnect the line is transmitted.

Note that, with respect to the destinations on and after the third destination, a similar processing as in the second destination is effected.

25 Thus, after the end of the pre-procedure for the first destination, the reading, compressing, and storing of the picture data of the papers, page by page, is effected, and the transmission of the picture data to the first destination is effected in parallel with the reading, compressing, and storing of the papers with respect to the first destination.

30 Also, to the stations on and after the second station, the picture data stored during the processing with respect to the first destination is read page by page and then transmitted. Accordingly, the reading of the pages and the transmission to the first destination are effected in parallel, so that the accessibility in

the multi-address calling operation can be increased in comparison with the before-described first conventional example with reference to Figs.1 and 2.

5 The conventional example shown in Figs.3 and 4, however, has the following disadvantage. Namely, in the conventional example shown in Figs.3 and 4, the reading operation of the papers is finished only after the final page is transmitted to the first destination. Therefore, when another set of pages is to be
10 transmitted, the user must wait before putting in the set of pages until the end of the transmission of the previous set of pages to the first destination. In this case, the conventional example shown in Figs.3 and 4 also has a low accessibility.

15 Before describing the embodiment of the present invention, the principle of the present invention will be described with reference to Fig.5.

The multi-address calling system ^{of the preferred embodiment} ~~according to the present invention~~ is intended for transmitting the same picture data to a plurality of destinations at the same time or sequentially. The system includes reading means 511, compressing means 513, storing means 515, communication control means 517, and control means 519.


20 The reading means 511 reads the pictures or characters on the pages to be transmitted so as to output picture data; the compressing means 513 performs a compressing process on the picture data output from the reading means 511; the storing means 515 stores the compressed picture data output from the compressing means 513; the communication control means 517 transmits the picture data read from the storing means 515 to the destinations, transmits and receives signals for communication procedures to and from the destinations; and the control means 521 controls the operation of the
25 reading means 511, the compressing means 513, the storing means 515, and the communication control means 517.
30
35



According to the present invention, the control means 521 controls the processes performed by the reading means 511, the compressing means 513, and the storing means 515 in parallel with and asynchronous with
5 at least a part of the processes performed by the communication control means 517.

In operation, under the control of the control means 521, the reading means 511, the compressing means 513, and the storing means 515 start to read, compress,
10 and store the pictures or characters page by page without stopping at the beginning of a multi-address call, regardless of whether or not the communication procedures are in progress.

Thus, according to the present invention, by
15 performing the reading, compressing, and storing of the picture data in parallel with and asynchronous with the communication procedures, the accessibility of the system when multi-address calling is being carried out can be increased. Namely, because the storing speed of
20 the storing means is sufficiently high, at least one page of the picture data is already stored in the storing means 515 when the communication procedures performed before transmitting the picture data of the first page are finished. Therefore, the transmission of
25 the first page is possible immediately after the end of the pre-procedure. Further, since the pictures or characters of a complete set of pages put into the system are read page by page without stopping regardless of whether or not the communication procedures are in
30 progress, another set of pages can be put into the system as soon as the reading operation of the previous set of pages is finished and as long as the memory capacity of the storing means 515 allows storage of further picture data, even when the transmission of the
35 previous set of pages is still in progress. This gives the users free time for other work. Namely, the user need not wait for the end of the transmission of the



previous set of the pages but can merely put the next set of the pages into the system after the end of the reading operation of the previous set of pages.

5 An embodiment of the present invention will now be explained in detail.

Figure 6 shows the constitution of a facsimile device according to an embodiment of the present invention.

10 I. Corresponding Relationship between the Embodiment and Fig.5

Here, the corresponding relationship between the embodiment and Fig.5 is shown.

15 The reading means 511 corresponds to a reading part 611; the compressing means 513 corresponds to a compressing part 651; the storing means 515 corresponds to a picture memory 653; the communication control means 517 corresponds to, a picture data transmission buffer part 657, a transmission control part 637, a modem control part 631, a modem 635, and an NCU 633; and
20 control means 519 corresponds to a main control part 610.

The embodiment of the present invention will be explained in the following, based on the above corresponding relationship.

25 II. Constitution of the Embodiment

In Fig.6, the facsimile device comprises a reading part 611 for reading the pictures or characters on pages to be transmitted (not shown), a printing part 661 for printing the picture data of pages received, a
30 compressing part 651 for compressing data read from the reading part 611, a decompressing part 655 for decompressing received data, a picture memory 653 including a random access memory (RAM) for storing the compressed data to be transmitted, a picture data
35 transmission buffer part 657 for temporarily storing the picture data to be transmitted before transmission thereof, a transmission control part 637 for controlling

the transmission of the picture data stored in the picture memory 653, a modem 635 for modulating and demodulating signals for procedures or picture data, a network control unit (NCU) 633 for controlling the external lines, a modem control part 631 for controlling the modem 635 for transmitting and receiving instruction signals (or procedure signals), and a main control part 610 for performing an overall control.

The modem control 631, the modem 635, the NCU 633, the compressing part 651, the decompressing part 655, the picture memory 653, the reading part 611, and the printing part 661 are interconnected to the main control part 610 via a data bus 671. The data read by the reading part 611 is input to the compressing part 651, and data received by the decompressing part 655 is input to the printing part 661.

The picture data compressed by the compressing part 651 is stored in the picture memory 653. The picture data stored in the picture memory 653 is once stored in the picture data transmitting buffer 657, and then transmitted from the transmission control part 637 through the modem control part 631, the modem 635, and the NCU 633 to the destinations, under the control of the main control part 631.

Also, the picture data received through the NCU 633, the modem 635, and the modem control part 631 under the control of the main control part 631 are transmitted to the decompressing part 655.

III. Operation of the Embodiment

The sequence of the multi-address calling operation in the facsimile device constructed as described above will be explained in the following.

Figure 7 shows a communication control sequence when performing a multi-address calling operation. Note that, in the figure, the communication control sequence up to and including transmission to a second destination is illustrated. The present invention, however, is not

restricted to this but there may be more than two destinations. Also, in the figure, the multi-address calling operation in this embodiment is performed sequentially from the first destination to the second destination. The present invention, however, is not restricted to the sequential multi-address calling but may also be applied to a simultaneous multi-address calling operation.

The following description is made with reference to Fig.6 and Fig.7.

First, the user at the transmission source (S) puts the pages to be transmitted to a plurality of destinations into the document feeder (not shown in the figure) of the facsimile device. The document feeder is provided in the reading part 611. The user then inputs the telephone numbers of the first destination and the second destination.

Based on the input telephone numbers, first, the transmission source (S) transmits a 16 Hertz calling signal to the first destination (R1). In response, a Call Identification signal Ci and a Called Station Identification signal CED, which informs the transmission source (S) that the first destination (R1) is a facsimile device, is received from the first station (R1).

When multi-address calling is to be effected and once the transmission device (S) recognizes by receiving the signal CED that the first destination is a facsimile device, the reading part 611 starts to read the characters or pictures page by page continuously without stopping regardless of procedures being carried out between the transmission source (S) and the destinations.

After the signal CED is received, a Digital Identification Signal DIS, which informs the transmission source (S) of the facsimile ability defined in the CCITT standard, is received.

The transmission source (S) then transmits a Digital Command Signal DCS which is a response signal to the DIS.

5 Next, the transmission source (S) transmits a Training Check Signal TCF, which is a training signal for acknowledging the line quality, and in response, receives a Confirmation to Receive signal CFR, which is a signal indicating reception is possible at the communication speed transmitted from the transmission
10 source (S).

The above-described procedures from the dialing to the reception of the signal CFR are referred to as a pre-procedure and take place before the transmission of the picture data.

15 After the end of the pre-procedure with respect to the first destination, the transmitting operation of the picture data is started.

20 Since the storing speed of the picture memory 653 is sufficiently high, the picture data of at least one page is already stored in the picture memory 653 at the end of the pre-procedure. The picture data is read page by page from the picture memory 653 and is temporarily stored in the picture data transmission buffer part 657, which absorbs the reading speed of the picture memory
25 653 and the transmitting speed at the transmission control part 637. In general, the reading speed is much higher than the transmitting speed. The picture data of the first page transmitted to the transmission control part 637 is further transmitted through the modem
30 control part 631, and under control thereof, through the modem 635 and the NCU 633 to the first destination.

35 After transmitting the picture data of the first page as described above, the transmission source (S) transmits a Multi-Page Signal MPS which indicates an end of the transmission of a page, and in response, receives a Message Confirmation MCF which indicates that the picture data has been correctly received. Next, the

transmission control part 637 reads the second page to be transmitted and transmits the picture data through the modem control part 631, the modem 635, and the NCU 633 to the first destination.

5 After the picture data of the second page (final page in this general explanation) has been transmitted, the transmission origin transmits an End of Procedure signal EOP indicating the end of the transmission, and in response, receives a signal MCF indicating that the
10 picture data has been correctly received.

 Finally, the transmission source (S) transmits a Disconnect signal DCN to disconnecting the line between the transmission source (S) and the first destination (R1), and thus, the transmission to the first station is
15 finished.

 The above-described procedures from the receiving of the signal EOP to the transmission of the signal DCN are referred to as a post-procedure.

 Next, a transmission to the second station (R2) is
20 started.

 Similar to the first station, the pre-procedure, the picture data transmission of the first page, the intermediate procedure, the transmission of the second page, and the post procedure are carried out for the
25 second destination.

 With respect to the destinations on and after the third destination, a similar processing as in the second destination is effected.

 As described above, according to the embodiment of the present invention, the transmission source performs the reading, compressing, and storing of the picture data of the papers in parallel and asynchronous with the pre-procedure to the first destination (R1), and after the pre-procedure to the first destination is completed,
30 the picture data of the pages which has been stored is read page by page and transmitted. Note that, the
35 transmission buffer 657 is provided to absorb the

difference between the reading speed in the picture memory 653 and the transmission speed in the transmission control part 637.

IV. Summary of the Embodiment

5 The reading, compressing, and storing are effected in parallel and asynchronous with the pre-procedure to the first destination (R1), and, during the transmission to the first destination, the picture data already stored is read page by page and transmitted.

10 Also, the stored picture data is read page by page and transmitted to the destinations on and after the second destination. Accordingly, since the reading of the pages and the transmission to the first destination are effected in parallel, and the accessibility during the multi-address calling operation is increased.

V. Modified Aspects of the Invention

15 Note that the above explanation concerned the corresponding relationships between the present invention and the embodiments, but, the present invention is not restricted thereto, and it will be easily determined by those skilled in the art that various modification may be made. For example, the multi-address calling system according to the present invention may be applied to both sequential addressing and simultaneous addressing. Also, the reading, 20 compressing and storing operation may be started at the beginning of a multi-address calling operation without waiting for the signal CED.

25 As described above, according to the present invention, by effecting the communication procedure to the first destination in parallel with and asynchronous with the reading, compressing, and storing of the picture data, the accessibility during multi-address calling can be increased, which is extremely useful in 30 practice.

35 The reference numerals in the following claims do not in any way limit the scope of the respective claims.

1 THE CLAIMS DEFINING THE INVENTION ARE AS FOLLOWS:

2
3

4 1. A multi-address calling system for transmitting the
5 same picture data to a plurality of destinations,
6 comprising:

7 reading means for reading picture data on papers;
8 compressing means for compressing the picture data read
9 by said reading means;

10 storing means for storing the picture data compressed
11 by said compressing means;

12 communication control means for transmitting and
13 receiving signals for communication procedures with said
14 destinations, said communication procedures including a
15 first communication procedure comprising:

16 a dial transmitting process for transmitting a dial
17 signal to a first destination,

18 a response signal receiving process for receiving a
19 response signal from said first destination in response to
20 said dial signal,

21 a pre-procedure carried out after said dial
22 transmitting process and said response signal receiving
23 process and before transmitting picture data,

24 transmitting picture data, and
25 a post-procedure carried out after transmitting picture
26 data; and

27 control means for effecting said first communication
28 procedure in parallel with and asynchronous with the
29 processes of said reading means, said compressing means, and
30 said storing means, wherein said reading means comprises
31 means for starting a reading operation when said response
32 signal is received and indicates that the destination is a
33 facsimile device, and means for continuously reading pages,
34 independently from said pre-procedure, page by page
35 immediately after said pages are set on a document feeder.

36
37
38



1 2. A multi-address calling system according to claim 1,
2 wherein said compressing means comprises means for
3 compressing, the picture data read by said reading means
4 independently from said pre-procedure.

5

6

7 3. A multi-address calling system according to claim 1,
8 wherein said storing means comprises means for storing,
9 independently from said pre-procedure, the compressed
10 picture data.

11

12

13 4. A multi-address calling system according to claim 1,
14 wherein said control means comprises means for reading and
15 transmitting, independently from the storing operation of
16 said storing means, the picture data of the first page from
17 said storing means to said first destination immediately
18 after said pre-procedure for the first destination is
19 finished.

20

21

22 5. A multi-address calling system according to claim 1,
23 wherein said control means comprises means for reading the
24 picture data of pages on and after the second page from said
25 storing means to said first destination immediately after
26 said post-procedure for the previous page is finished.

27

28

29 6. A multi-address calling system according to claim 1,
30 wherein said control means comprises means for reading and
31 transmitting, independently from the storing operation of
32 said storing means, the picture data of the first page from
33 said storing means to the second destination immediately
34 after said pre-procedure for said second destination is
35 finished.

36

37

38

1 7. A multi-address calling system according to claim 1,
2 wherein said control means comprises means for reading the
3 picture data of pages on and after the second page from said
4 storing means to the second destination immediately after
5 said post-procedure for the previous page is finished.

6
7

8 8. A multi-address calling system substantially as
9 hereinbefore described with reference to the drawings.

10
11
12
13
14
15
16
17
18

19
20



21 DATED this 27th day of July, 1990.

22
23

24 FUJITSU LIMITED
By its Patent Attorneys

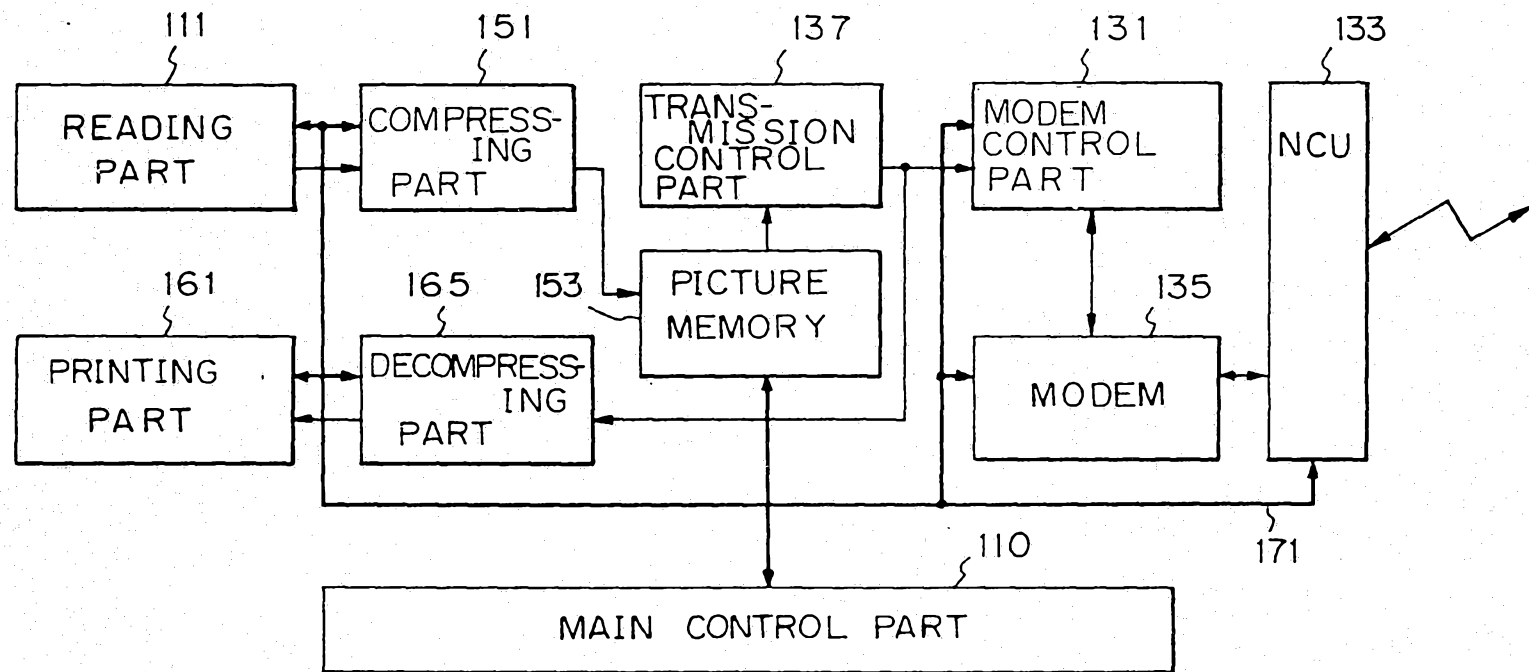
25 DAVIES & COLLISON

26
27
28
29
30
31
32
33
34
35
36
37
38



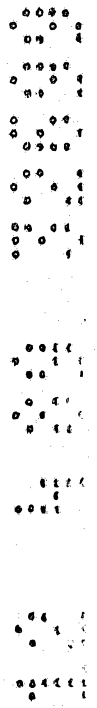
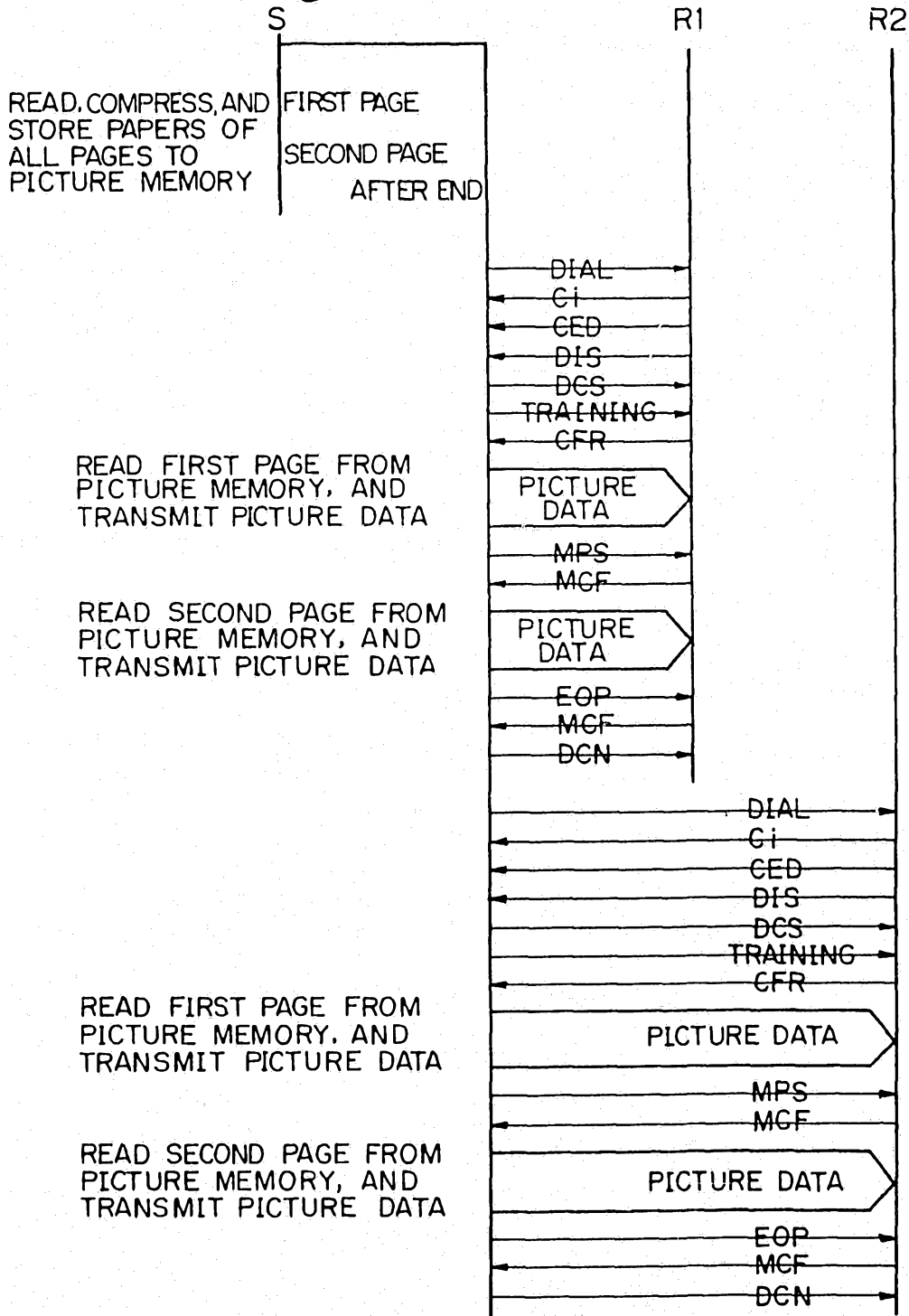
10 40 2000

Fig. 1



1/7

Fig. 2



12 4 0 3 0 0

Fig. 3

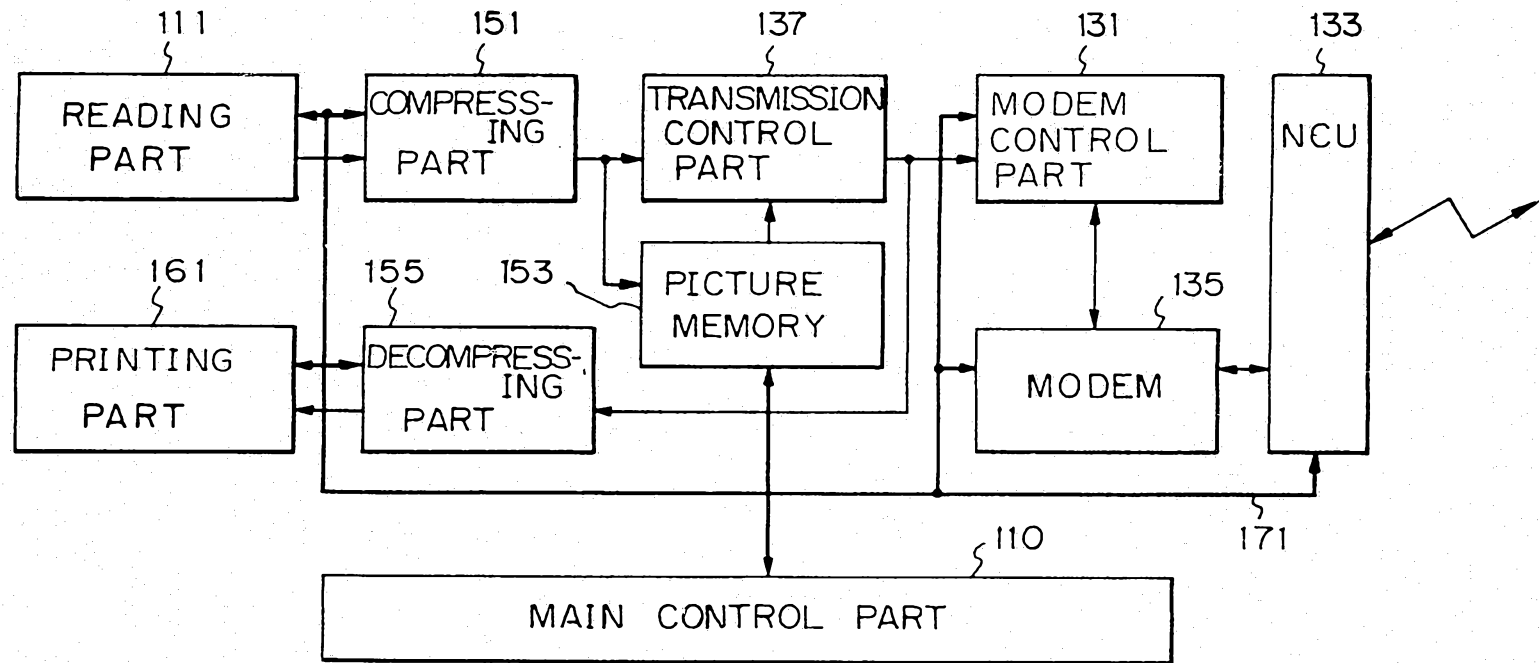


Fig. 4

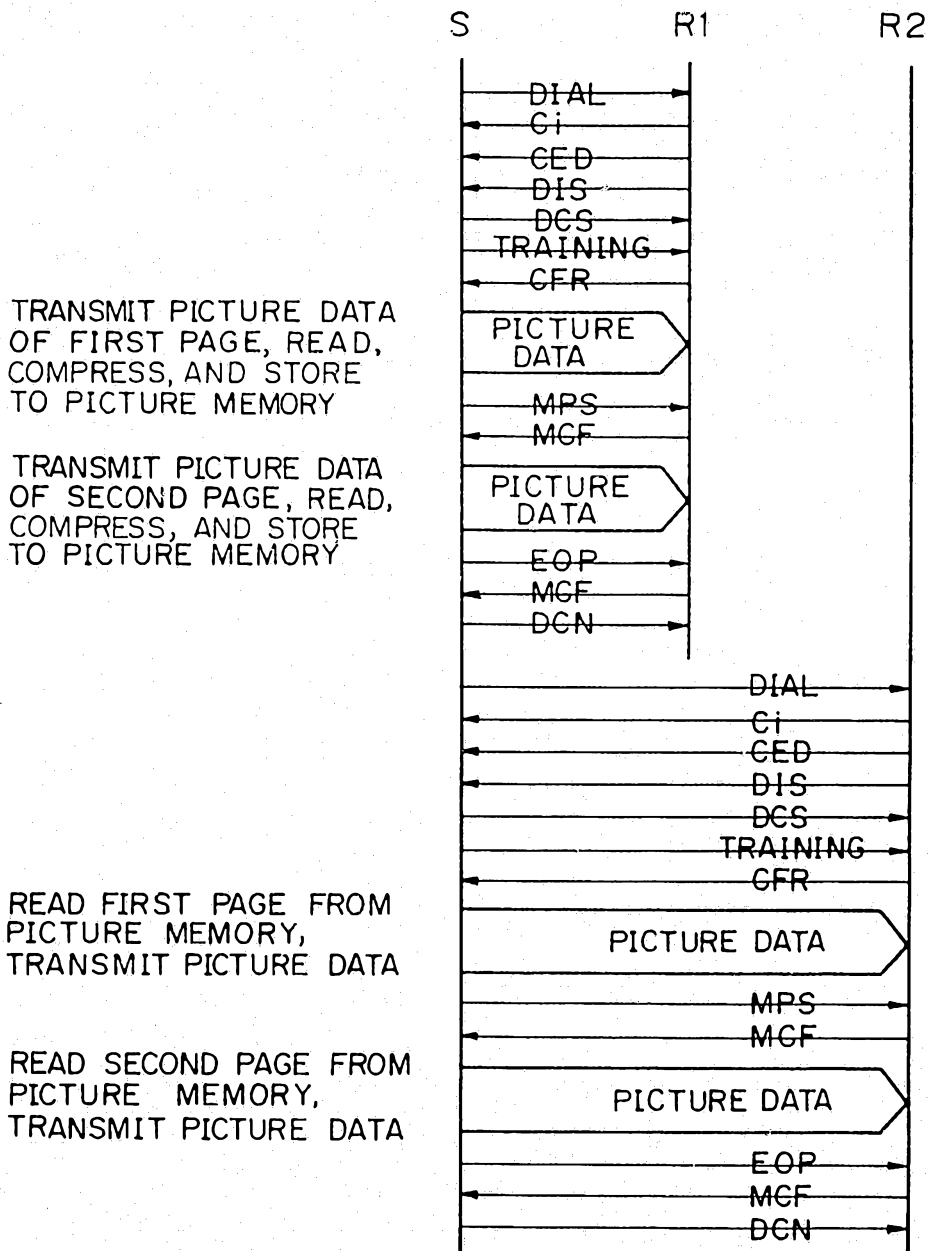
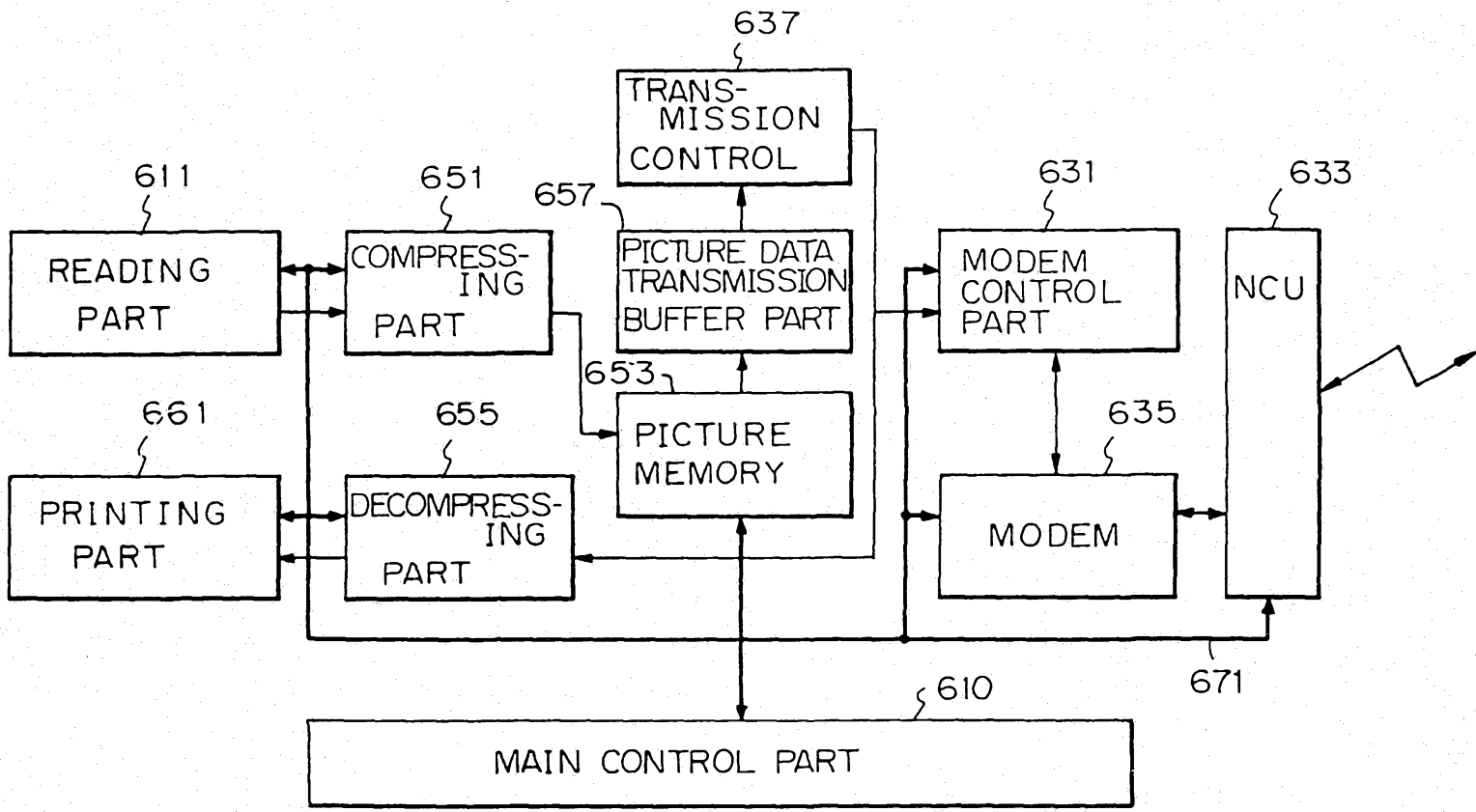


Fig. 6



6/7

32 699/89

