



US00D798326S

(12) **United States Design Patent**  
**Kim et al.**

(10) **Patent No.:** **US D798,326 S**  
(45) **Date of Patent:** **\*\* Sep. 26, 2017**

(54) **DISPLAY SCREEN OR PORTION THEREOF WITH ANIMATED GRAPHICAL USER INTERFACE**

(71) Applicant: **salesforce.com, inc.**, San Francisco, CA (US)

(72) Inventors: **Yuseung Kim**, San Francisco, CA (US); **Jean Elie Bovet**, Los Angeles, CA (US); **Edward Charles Mengel, III**, San Francisco, CA (US)

(73) Assignee: **salesforce.com, inc.**, San Francisco, CA (US)

(\*\*) Term: **15 Years**

(21) Appl. No.: **29/580,341**

(22) Filed: **Oct. 7, 2016**

**Related U.S. Application Data**

(63) Continuation of application No. 29/504,933, filed on Oct. 10, 2014, now Pat. No. Des. 768,673.

(51) **LOC (10) Cl.** ..... **14-04**

(52) **U.S. Cl.**  
USPC ..... **D14/486**

(58) **Field of Classification Search**  
USPC ..... D14/485-495  
CPC ..... G06F 3/04842; G06F 3/04817; G06F 3/0482; G06T 11/00; G06T 11/20; G06T 13/00; G06T 13/80  
See application file for complete search history.

(56) **References Cited**

**U.S. PATENT DOCUMENTS**

D396,455 S \* 7/1998 Bier ..... D14/489  
D630,643 S \* 1/2011 Wilson ..... D14/486  
7,992,102 B1 8/2011 De Angelo  
D665,411 S 8/2012 Rai et al.

D684,585 S \* 6/2013 Plesnicher ..... D14/486  
D684,587 S \* 6/2013 Plesnicher ..... D14/486  
D698,363 S 1/2014 Asai  
D716,319 S 10/2014 Fan et al.  
D716,325 S 10/2014 Brudnicki  
D722,079 S 2/2015 Charles et al.  
D727,928 S 4/2015 Allison et al.  
D737,283 S 8/2015 Scalisi  
D741,898 S 10/2015 Soegiono et al.  
D744,535 S 12/2015 Shin et al.  
D747,333 S 1/2016 Supino et al.  
D763,289 S \* 8/2016 Mistry ..... D14/486  
D766,261 S 9/2016 Prophete et al.  
D768,673 S \* 10/2016 Kim ..... D14/486

(Continued)

*Primary Examiner* — Sheryl Lane

*Assistant Examiner* — Nicole Shiflet

(74) *Attorney, Agent, or Firm* — Sterne, Kessler, Goldstein & Fox P.L.L.C.

(57) **CLAIM**

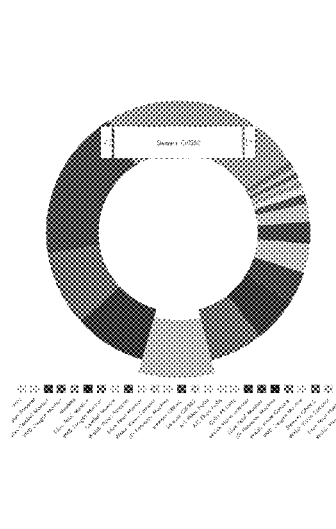
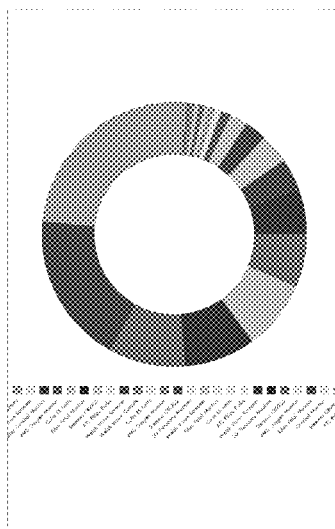
The ornamental design for a display screen or portion thereof with animated graphical user interface, as shown and described.

**DESCRIPTION**

FIG. 1 is a front view of a display screen or portion thereof with animated graphical user interface showing a first image in the sequence showing our new design; FIG. 2 is a second image thereof; and, FIG. 3 is a third image thereof.

The outermost broken lines in the figures show a display screen or portion thereof, and form no part of the claimed design. The other broken lines in the figures, including broken line text, show portions of the animated graphical user interface that form no part of the claimed design. The appearance of the animated images sequentially transitions between the images shown in FIGS. 1-3. The process or period in which one image transitions to another forms no part of the claimed design.

**1 Claim, 3 Drawing Sheets**



(56)

**References Cited**

## U.S. PATENT DOCUMENTS

D771,130	S *	11/2016	Cho .....	D14/490
D776,717	S *	1/2017	Asai .....	D14/494
D779,550	S *	2/2017	Yang .....	D14/489
2009/0327963	A1 *	12/2009	Mouilleseaux .....	G06F 3/04883 715/834
2011/0047014	A1 *	2/2011	De Angelo .....	G06F 3/0482 705/14.4
2013/0019208	A1	1/2013	Kotler et al.	
2014/0111540	A1 *	4/2014	Morimoto .....	G06T 11/20 345/619
2014/0380219	A1	12/2014	Cartan	
2015/0058769	A1 *	2/2015	Kim .....	G06F 3/04817 715/765
2015/0106726	A1	4/2015	Nagasaki et al.	
2015/0239561	A1	8/2015	Hau et al.	
2015/0324106	A1	11/2015	Lewis et al.	

\* cited by examiner

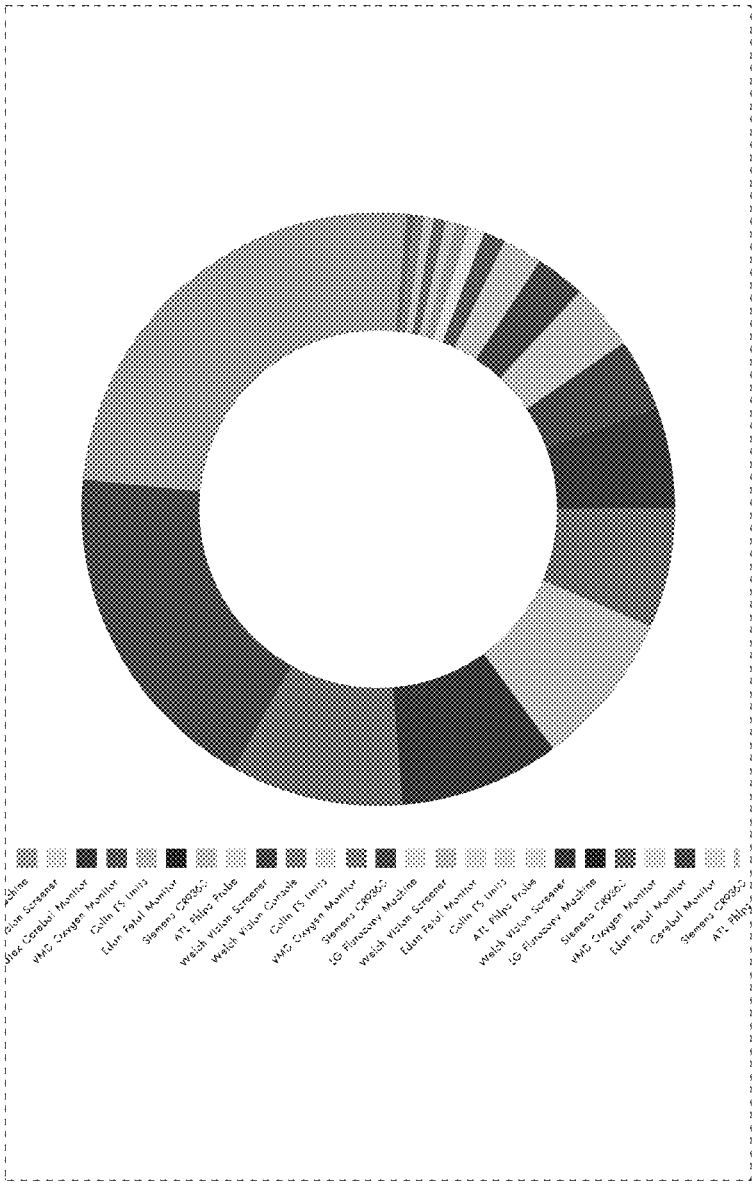


FIG. 1

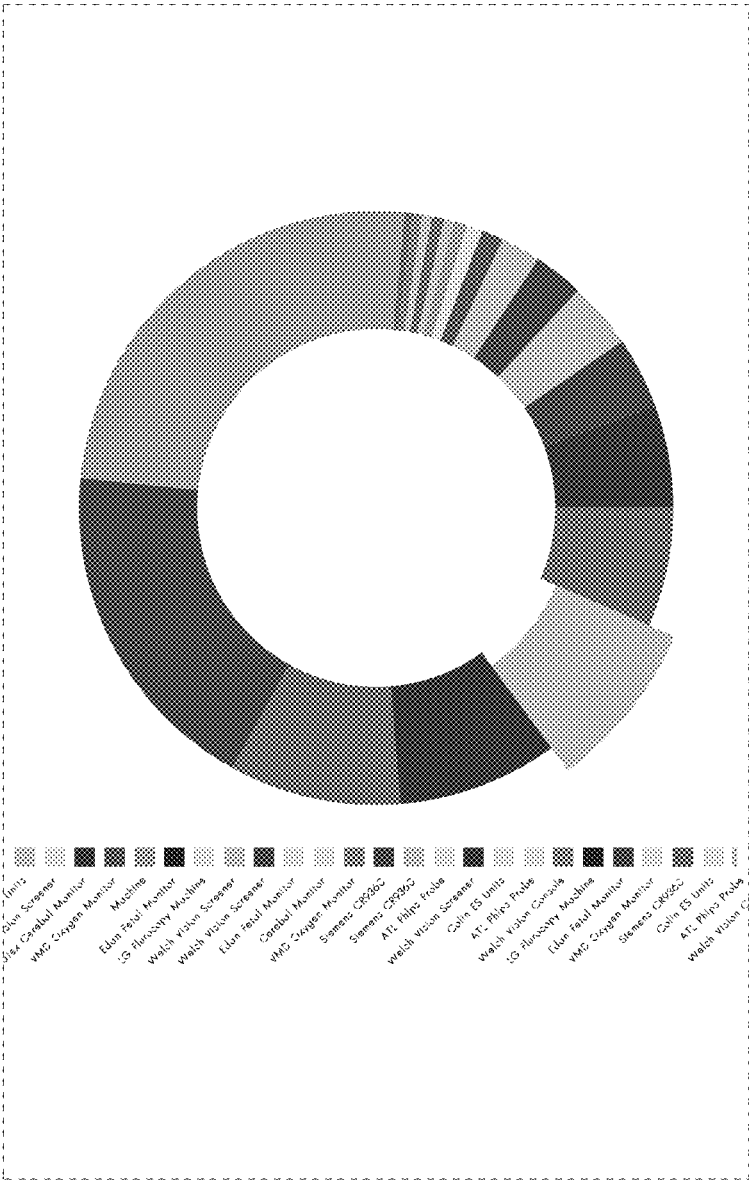


FIG. 2

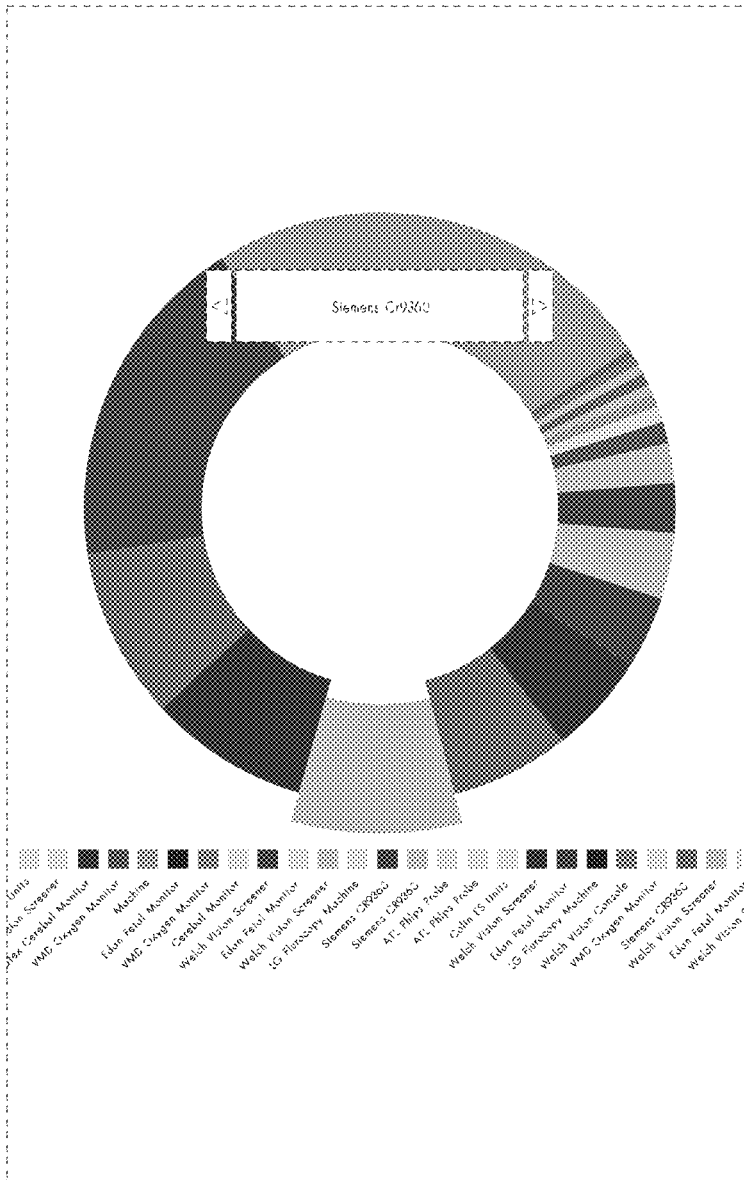


FIG. 3