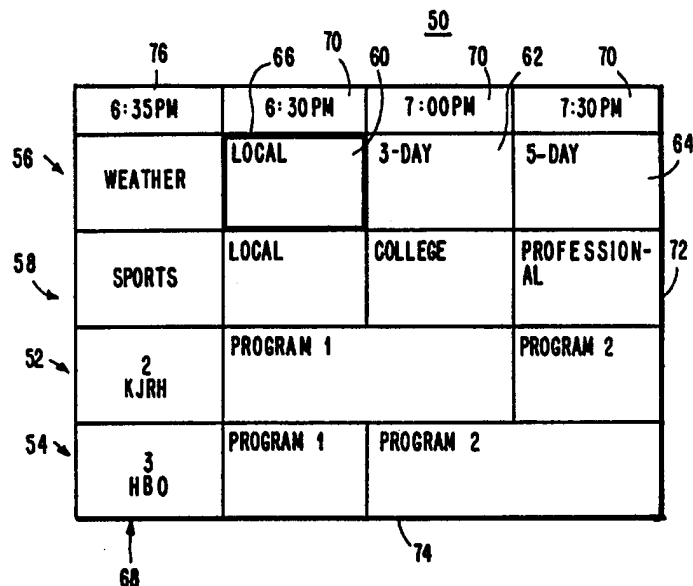




## INTERNATIONAL APPLICATION PUBLISHED UNDER THE PATENT COOPERATION TREATY (PCT)

(51) International Patent Classification <sup>6</sup> : <b>H04N 5/445, 7/088</b>		<b>A1</b>	(11) International Publication Number: <b>WO 98/53607</b>
			(43) International Publication Date: 26 November 1998 (26.11.98)
(21) International Application Number: PCT/US98/08982 (22) International Filing Date: 1 May 1998 (01.05.98) (30) Priority Data: 08/858,984          22 May 1997 (22.05.97)          US (71) Applicant: PREVUE INTERNATIONAL, INC. [US/US]; 7140 South Lewis Avenue, Tulsa, OK 74136 (US). (72) Inventor: SATTERFIELD, Kevin, D.; 102 Elk Ridge Drive, Mannford, OK 74044 (US). (74) Agents: TREYZ, G., Victor et al.; Fish & Neave, 1251 Avenue of the Americas, New York, NY 10020 (US).		(81) Designated States: AL, AM, AT, AU, AZ, BA, BB, BG, BR, BY, CA, CH, CN, CU, CZ, DE, DK, EE, ES, FI, GB, GE, GH, GM, GW, HU, ID, IL, IS, JP, KE, KG, KP, KR, KZ, LC, LK, LR, LS, LT, LU, LV, MD, MG, MK, MN, MW, MX, NO, NZ, PL, PT, RO, RU, SD, SE, SG, SI, SK, SL, TJ, TM, TR, TT, UA, UG, UZ, VN, YU, ZW, ARIPO patent (GH, GM, KE, LS, MW, SD, SZ, UG, ZW), Eurasian patent (AM, AZ, BY, KG, KZ, MD, RU, TJ, TM), European patent (AT, BE, CH, CY, DE, DK, ES, FI, FR, GB, GR, IE, IT, LU, MC, NL, PT, SE), OAPI patent (BF, BJ, CF, CG, CI, CM, GA, GN, ML, MR, NE, SN, TD, TG).  Published With international search report.	

(54) Title: INTERACTIVE TELEVISION PROGRAM GUIDE WITH SELECTABLE NON-PROGRAM OPTIONS



## (57) Abstract

An interactive program guide system is provided. The program guide system displays a program guide grid on a user's television equipment. The grid contains rows of television program listings for various channels. Columns in the grid are associated with the scheduled start times of the listed programs. The grid also contains non-program listings. Non-program listings rows contain selectable non-program options, such as options related to weather or sports information. The user can select a given one of the selectable non-program options by positioning a highlight region on one of the options and pressing an appropriate key on a remote control. When the system receives the corresponding command from the remote control, the system displays additional information for the selected non-program option on the user's display screen.

**FOR THE PURPOSES OF INFORMATION ONLY**

Codes used to identify States party to the PCT on the front pages of pamphlets publishing international applications under the PCT.

AL	Albania	ES	Spain	LS	Lesotho	SI	Slovenia
AM	Armenia	FI	Finland	LT	Lithuania	SK	Slovakia
AT	Austria	FR	France	LU	Luxembourg	SN	Senegal
AU	Australia	GA	Gabon	LV	Latvia	SZ	Swaziland
AZ	Azerbaijan	GB	United Kingdom	MC	Monaco	TD	Chad
BA	Bosnia and Herzegovina	GE	Georgia	MD	Republic of Moldova	TG	Togo
BB	Barbados	GH	Ghana	MG	Madagascar	TJ	Tajikistan
BE	Belgium	GN	Guinea	MK	The former Yugoslav	TM	Turkmenistan
BF	Burkina Faso	GR	Greece		Republic of Macedonia	TR	Turkey
BG	Bulgaria	HU	Hungary	ML	Mali	TT	Trinidad and Tobago
BJ	Benin	IE	Ireland	MN	Mongolia	UA	Ukraine
BR	Brazil	IL	Israel	MR	Mauritania	UG	Uganda
BY	Belarus	IS	Iceland	MW	Malawi	US	United States of America
CA	Canada	IT	Italy	MX	Mexico	UZ	Uzbekistan
CF	Central African Republic	JP	Japan	NE	Niger	VN	Viet Nam
CG	Congo	KE	Kenya	NL	Netherlands	YU	Yugoslavia
CH	Switzerland	KG	Kyrgyzstan	NO	Norway	ZW	Zimbabwe
CI	Côte d'Ivoire	KP	Democratic People's	NZ	New Zealand		
CM	Cameroon		Republic of Korea	PL	Poland		
CN	China	KR	Republic of Korea	PT	Portugal		
CU	Cuba	KZ	Kazakstan	RO	Romania		
CZ	Czech Republic	LC	Saint Lucia	RU	Russian Federation		
DE	Germany	LI	Liechtenstein	SD	Sudan		
DK	Denmark	LK	Sri Lanka	SE	Sweden		
EE	Estonia	LR	Liberia	SG	Singapore		

INTERACTIVE TELEVISION PROGRAM GUIDE  
WITH SELECTABLE NON-PROGRAM OPTIONS

Background of the Invention

This invention relates to video systems, and  
5 more particularly, to interactive television program  
guide systems in which non-program listings are  
interspersed with television program listings.

Cable, satellite, and broadcast television  
systems provide viewers with a large number of  
10 television channels. Users have traditionally  
consulted printed television program schedules to  
determine the programs being broadcast at a particular  
time. More recently, interactive electronic television  
program guides have been developed that allow  
15 television program information to be displayed on a  
user's television.

Interactive program guides allow the user to  
navigate through the television program listings using  
a remote control. In a typical program guide display,  
20 television listings are organized in a grid. Each row  
in the grid contains television program listings for a  
different channel. The columns in the grid correspond  
to a series of scheduled broadcast times. The user can  
scroll up or down to view program listings for

- 2 -

different channels or may pan left or right to view information about programs being broadcast at different times.

However, the display grid in previously known  
5 interactive program guides has only been used to display program listings. If the user was interested in some other type of information, the user would have to exit the grid.

It is therefore an object of the present  
10 invention to provide an interactive television program guide that displays selectable non-program options in the grid in addition to program listings.

#### Summary of the Invention

This and other objects of the invention are  
15 accomplished in accordance with the principles of the present invention by providing an interactive program guide system in which television program listings and selectable non-program options are simultaneously displayed in a grid. This format allows users to  
20 readily obtain non-program information without exiting the grid. Information for the program listings and non-program options may be provided by a data source in a satellite uplink facility. The information is transmitted to a television distribution facility such  
25 as a cable system headend via satellite link. The television distribution facility distributes the information (and television programming signals) to user television equipment. One suitable distribution scheme involves transmitting television programming on  
30 cable or satellite television channels and distributing the information for the program listings and non-

- 3 -

program options in the vertical blanking interval of one of the channels or on a sideband.

User equipment for receiving and processing the television program listings and non-program options  
5 information may include a set-top box. The set-top box is also able to receive the television programming distributed by the television distribution facility. The set-top box processes television program listings and non-program options information and generates an  
10 interactive television program guide grid on a display screen such as a standard television monitor. The user can interact with the television program guide by entering commands via a user input interface. An illustrative user input interface is an infrared remote  
15 control with cursor keys, a "guide" button and an "enter" or "info" button.

When the user presses "guide," a program guide grid is displayed that contains television program listings in some rows and selectable non-  
20 program options in other rows. The user can position a highlight region on a desired entry using the cursor keys. Once the user has highlighted a desired non-program option, the user may depress the enter button. Selecting a non-program option in this way causes the  
25 set-top box to display additional information for the selected option. For example, if the selectable non-program option was "today's weather," making the selection would cause an information screen to appear containing additional information on today's weather.

30 The permitted range of movement of the highlight region within the grid depends on whether the highlight region is on a program listing or a non-

- 4 -

program option. When the highlight region is on a program listing, the program listings can be panned left or right by manipulation of the cursor keys. The non-program options typically do not move when the  
5 program listings are panned. When the highlight region is on a non-program option, panning the highlight typically does not pan either the non-program options or the program listings.

Further features of the invention, its nature  
10 and various advantages will be more apparent from the accompanying drawings and the following detailed description of the preferred embodiments.

#### Brief Description of the Drawings

FIG. 1 is a schematic block diagram of a  
15 system in accordance with the present invention.

FIG. 2 is a schematic block diagram of illustrative user television equipment in accordance with the present invention.

FIG. 3 is a generalized schematic block  
20 diagram of portions of the illustrative television equipment of FIG. 2.

FIGS. 4-7 are illustrative display screens in accordance with the present invention.

FIG. 8 is a flow chart of steps involved in  
25 the operation of the present invention.

#### Detailed Description of the Preferred Embodiments

An illustrative system 10 in accordance with the present invention is shown in FIG. 1. Main facility 12 provides data from data source 14 to  
30 television distribution facility 16 via communications

- 5 -

link 18. Link 18 may be a satellite link, a telephone network link, a cable or fiber optic link, a microwave link, a combination such links, or any other suitable communications path. If it is desired to transmit  
5 video signals over link 18 in addition to data signals, a relatively high bandwidth link such as a satellite link may generally be preferred to a relatively low bandwidth link such as a telephone line. Television distribution facility 16 may be a cable system headend,  
10 a broadcast distribution facility, or a satellite television distribution facility.

The data transmitted by main facility 12 to television distribution facility 16 includes television program listings data (e.g., program times, channels,  
15 titles, and descriptions) and data for additional services other than television program listings. If desired, the data for non-program listings may be provided using data sources at facilities other than main facility 12.

20 Television distribution facility 16 distributes the television program listings data and the data for non-program listings services to multiple users via communications paths 20. Each user has user television equipment 22 for displaying the television  
25 program listings and non-program listings information. Communications paths 20 preferably have sufficient bandwidth to allow television distribution facility 16 to distribute television programming to user television equipment. If desired, television programming may be  
30 provided over separate communications paths (not shown).

- 6 -

An illustrative arrangement for user television equipment 22 is shown in FIG. 2. Television equipment 24 of FIG. 2 receives video and data from television distribution facility 16 (FIG. 1) at input 5 26. During normal television viewing, the user tunes set-top box 28 to a desired television channel. The signal for that television channel is then provided at video output 30 either as a radio-frequency (RF) signal on a predefined channel (e.g., channel 3 or 4) or as a 10 demodulated video signal. The video signal at output 30 is received by videocassette recorder 32, so that the user may record programs. Program recording and other features may be controlled by set-top box 28 using control path 34. A typical control path 34 15 involves the use of an infrared transmitter coupled to the infrared receiver in videocassette recorder 32 that normally accepts commands from a remote control such as remote control 40. Remote control 40 may be used to control set-top box 28, videocassette recorder 32, and 20 television 36.

Television 36 receives RF or demodulated video signals from videocassette recorder 32 via communications path 38. The video signals on communications path 38 may either be generated by 25 videocassette recorder 32 when playing back a prerecorded videocassette or may be passed through from set-top box 28. During normal television viewing, the video signals provided to television 36 correspond to the desired channel to which the user has tuned with 30 set-top box 28. When the user wishes to view interactive television program guide information, the user may press a "guide" button on remote control 40.



- 7 -

When set-top box 28 receives commands from remote control 40 that inform set-top box 28 that the guide button has been pressed, processing circuitry within set-top box 28 supplies a grid of program guide  
5 information that is displayed on television 36.

A more generalized embodiment of user television facility 24 (FIG. 2) is shown in FIG. 3. As shown in FIG. 3, video and data from television distribution equipment 16 (FIG. 1) is received by  
10 control circuitry 42 of user television equipment 44. Video signals are typically provided on multiple television channels. Data may be provided on a television channel sideband, in the vertical blanking interval of a television channel, or by any other  
15 suitable data transmission technique.

The user controls the operation of user television equipment 44 with user input interface 46. User input interface 46 may be a pointing device, wireless remote control, keyboard, touch pad, voice  
20 recognition system, or any other suitable user input device. To watch television, the user instructs control circuitry 42 to display a desired television channel on monitor 48. To view program guide information, the user instructs control circuitry 42 to  
25 display a program guide grid on monitor 48.

The functions of control circuitry 42 may be provided using the set-top box arrangement of FIG. 2. Alternatively, these functions may be integrated into a television or videocassette recorder arrangement. If  
30 desired, a combination of such hardware arrangements may be used.

- 8 -

When a user indicates a desire to view television program guide information (e.g., by entering a command with user input interface 46), control circuitry 42 generates a video image of a program guide grid. The information for the program grid may be  
5 contained in the data provided to control circuitry 42 from data source 14 (FIG. 1) in main facility 12 (FIG. 1). An illustrative program grid 50 is shown in FIG. 4. Program grid 50 has program listings rows 52 and  
10 54. Program listings row 52 contains program listings for programs 1 and 2 on channel 2 (KJRH) during the time slots 6:30 PM, 7:00 PM, and 7:30 PM. Program listings row 54 contains program listings for programs 1 and 2 on channel 3 (HBO).

15 Grid rows 56 and 58 contain non-program listings. Non-program listings do not contain television program listings information and are generally unrelated to television programming. Grid row 56 contains selectable non-program options for  
20 weather related information. Grid cell 60 contains a selectable non-program option for "local weather." Grid cells 62 and 64 contain respective selectable non-program options for "3-day" and "5-day" weather. Grid row 58 contains selectable non-program options for  
25 "local," "college," and "professional" sports.

Program grid 50 preferably has movable cell highlight region 66, which highlights the current grid cell. The range of movement of highlight region 66 is typically bounded by column 68 on the left, by program  
30 listings time cells 70 on the top, by screen boundary 72 on the right, and by lower screen boundary 74 on the

- 9 -

bottom. Time cell 76 may be used to display the current time.

The user may position highlight 66 by entering appropriate commands with user input interface 46. For example, if user input interface 46 is a remote control such as remote control 40 of FIG. 2, the user can position highlight region 66 using cursors. As shown in FIG. 5, if the user repeatedly moves highlight region 66 until it reaches lower screen boundary 74, further attempts at downward movement cause the program listings and non-program options to scroll in the vertical direction. In the illustrative example of FIG. 5, non-program options row 56 has scrolled off of the top of grid 50. Non-program options row 58 has scrolled to the top row position of grid 50. Program listings rows 52 and 54 have also been moved up one position in the grid. A new program listings row 55 is displayed at the bottom of grid 50.

The movement of the listings in grid 50 when highlight region 66 is panned (i.e., moved to the right or left) depends on whether highlight region 66 is in a program listings row (such as row 52, 54, or 55) or whether highlight region 66 is in a non-program options row (such as row 56 or 58). As shown in FIG. 6, if highlight region 66 is in a program listings row such as program listings row 52, panning highlight region 66 to the right causes the program listings in both programs listings rows 52 and 54 to pan to the left by an equal amount. This allows new program listings such as program 3 in row 52 and program 3 in row 54 to be displayed on the right side of grid 50. Time cells 70 are also adjusted accordingly (i.e., by incrementing

- 10 -

each cell by 30 minutes in this example). If highlight region 66 is panned to the left, the program listings in rows 52 and 54 pan to the right.

Because the non-program options in rows such  
5 as rows 56 and 58 are not generally associated with any particular time cell value, panning highlight region 66 to the right or left in a non-program options row does not cause any movement in the program listings or in the time cells. Panning highlight region 66 in the  
10 non-program options rows preferably does not cause any movement in the non-program options. However, if it is necessary to display additional options (e.g., 7-day weather in row 56), it may be desirable to allow limited panning in the non-program option rows. Such  
15 additional panning in the non-program option rows preferably does not cause movement of either program listings or time cells.

After a user positions highlight region 66 on a desired selectable non-program option, the user may  
20 obtain additional information (typically text or graphics but possibly video) by selecting that option. The user obtains this additional information without exiting grid 50. The user makes selections by entering appropriate selection commands with user input  
25 interface 46 (FIG. 3). If user input interface 46 is a remote control such as remote control 40 of FIG. 2, the user may press an "enter" or "info" button to make a selection.

Making a selection causes control circuitry  
30 42 (FIG. 3) to display the additional information associated with the selectable non-program option. The additional information that is supplied is preferably

- 11 -

based on data that is periodically received by control circuitry 42 (FIG. 3) from data source 14 (FIG. 1) in main facility 12 (FIG. 1). In the illustrative example shown in FIG. 4, highlight region 66 has been  
5 positioned on the local weather option in cell 60. Selecting option 60 therefore causes control circuitry 42 (FIG. 3) to display an additional information screen 78 that contains additional information on local weather, as shown in FIG. 7. When the user has  
10 finished viewing the additional information in screen 78, the viewer may direct control circuitry 42 to return to grid 50.

The display format for additional information that is shown in FIG. 7 is illustrative only. Other  
15 suitable display formats include a full screen display, a pop-up window (e.g., on top of but not completely covering grid 50 of FIG. 4), etc. In addition, the illustrative non-program options shown in FIGS. 4-6 are illustrative. Any other suitable non-program  
20 information may be provided. Additional illustrative examples include: a row for basketball having selectable options for "local," "college," and "professional;" a row for local sports having selectable options for "baseball," "basketball," and  
25 "football;" and a row for local football having selectable options for "class A," "class 2A," "class 3A," and "class 4A" (this last cell being accessed by panning). The additional information for such  
selectable sports options may contain information on  
30 scores, special events, game highlights, etc.

A further illustrative example is a row of non-program options for local events. The selectable

- 12 -

non-program options associated with this row may be "this weekend," "this week," and "this month." When the user selects "this weekend," additional information on the time and place of a county fair scheduled for the upcoming weekend or the time and place of a local home and garden show may be provided.

Another aspect of the invention involves displaying video material on the user's display screen. Such video material may be processed by control circuitry 42 (FIG. 3) and displayed on monitor 48 (FIG. 3) at the same time that grid 50 is displayed (e.g., by displaying the video material on the display screen above grid 50). Typical video material may include national advertisements and promotional videos (e.g., for pay-per-view or premium channel television events). The video material to be displayed may be provided by a video source in main facility 12 (FIG. 1) and may be distributed by television distribution facility 16 (FIG. 1).

If desired, program listings may be provided with selectable grid cells. When a user selects a given program listings cell, circuitry 42 (FIG. 3) may display additional information for the selected television program listing (e.g., a program description).

In addition, the program option and channel entries in column 68 (FIG. 4) may be selectable. With this type of arrangement, selecting "weather" in column 68 causes control circuitry 42 (FIG. 3) to tune to an associated weather television channel or to provide general information about weather.

- 13 -

In the program grid of the present invention, rows typically contain information for different television channels and non-program subjects. However, this information could be placed in columns. Columns  
5 are typically associated with different program start times or different selectable non-program options, but such information could be place in rows.

Steps involved in operating the program guide of the present invention are set forth in FIG. 8. At  
10 step 79, information on program listings and non-program options is received by control circuitry 42 (FIG. 3). At step 80, the user may scroll and pan through the displayed television listings and non-program listings. Once the user has positioned  
15 highlight region 66 (FIG. 4) on a desired selectable non-program option, the option may be selected at step 82 (e.g., by pressing an "enter" or "select" or "info" key on a remote control). At step 84, control circuitry 42 (FIG. 3) displays an additional  
20 information screen associated with the selected non-program option.

The foregoing is merely illustrative of the principles of this invention and various modifications can be made by those skilled in the art without  
25 departing from the scope and spirit of the invention.

- 14 -

What is Claimed is:

1. User equipment for use in an interactive program guide system in which information for television program listings and selectable non-program options is provided to a distribution facility, comprising:

means for receiving the information from the distribution facility; and

means for simultaneously displaying the television program listings in one row of a grid and the selectable non-program options in another row of the grid.

2. The user equipment defined in claim 1 further comprising means for displaying additional information when one of the selectable non-program options is selected.

3. The user equipment defined in claim 1 wherein the means for receiving further comprises means for receiving information from a cable system headend.

4. The user equipment defined in claim 1 wherein the means for receiving further comprises means for receiving information from a satellite television distribution facility.

5. The user equipment defined in claim 1 wherein the means for receiving further comprises a set-top box.



- 15 -

6. The user equipment defined in claim 1 wherein the means for simultaneously displaying further comprises means for simultaneously displaying a plurality of rows of television program listings in the grid.

7. The user equipment defined in claim 1 wherein the means for simultaneously displaying further comprises means for simultaneously displaying a plurality of rows of non-program options in the grid.

8. The user equipment defined in claim 1 wherein the means for simultaneously displaying further comprises means for simultaneously displaying selectable weather options.

9. The user equipment defined in claim 1 wherein the means for simultaneously displaying further comprises means for simultaneously displaying selectable sports options.

10. The user equipment defined in claim 1 wherein the means for simultaneously displaying further comprises means for simultaneously displaying selectable local events options.

11. The user equipment defined in claim 1 further comprising means for positioning a highlight region on one of the selectable non-program options.

12. The user equipment defined in claim 1 further comprising means for scrolling the grid.

- 16 -

13. The user equipment defined in claim 1 further comprising means for panning the television program listings without panning the non-program options.

14. A method for using user equipment in an interactive program guide system in which information for television program listings and selectable non-program options is provided to a distribution facility, comprising the steps of:

receiving the information from the distribution facility; and

simultaneously displaying the television program listings in one row of a grid and the selectable non-program options in another row of the grid.

15. The method defined in claim 14 further comprising the step of displaying additional information when one of the selectable non-program options is selected.

16. The method defined in claim 14 wherein the step of receiving further comprises the step of receiving information from a cable system headend.

17. The method defined in claim 14 wherein the step of receiving further comprises the step of receiving information from a satellite television distribution facility.

- 17 -

18. The method defined in claim 14 further comprising the step of receiving the information with a set-top box.

19. The method defined in claim 14 wherein the step of simultaneously displaying further comprises the step of displaying a plurality of rows of television program listings in the grid.

20. The method defined in claim 14 wherein the step of simultaneously displaying further comprises the step of simultaneously displaying a plurality of rows of non-program options in the grid.

21. The method defined in claim 14 wherein the step of simultaneously displaying further comprises the step of simultaneously displaying selectable weather options.

22. The method defined in claim 14 wherein the step of simultaneously displaying further comprises the step of simultaneously displaying selectable sports options.

23. The method defined in claim 14 wherein the step of simultaneously displaying further comprises the step of simultaneously displaying selectable local events options.

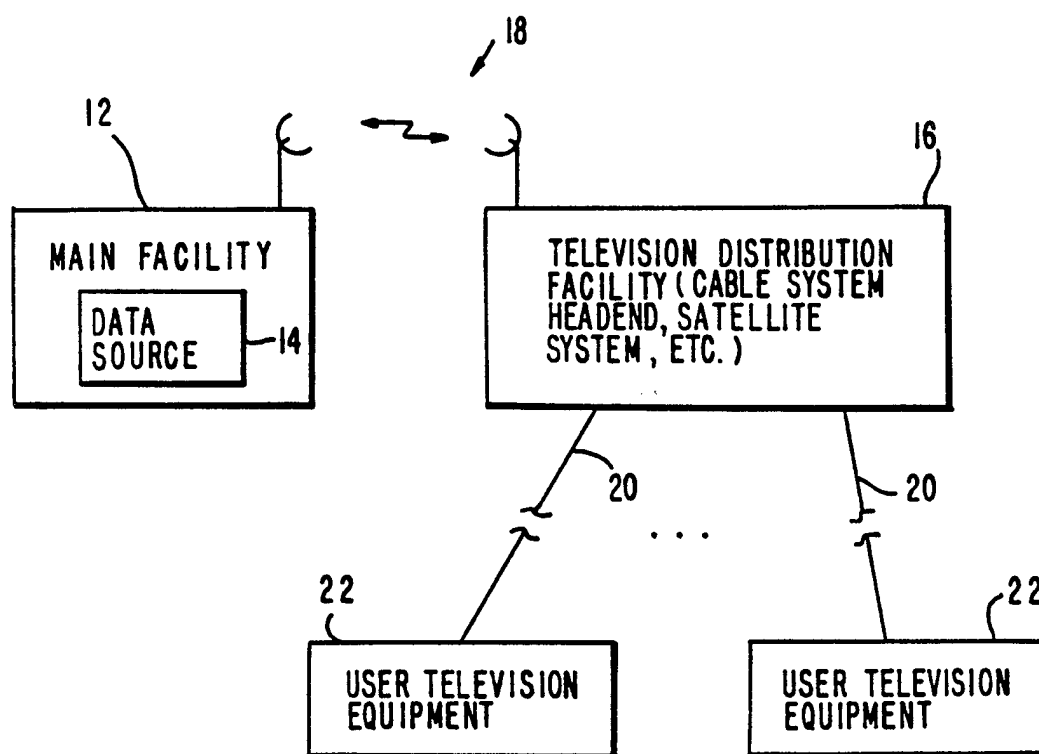
24. The method defined in claim 14 further comprising the step of positioning a highlight region on one of the selectable non-program options.

- 18 -

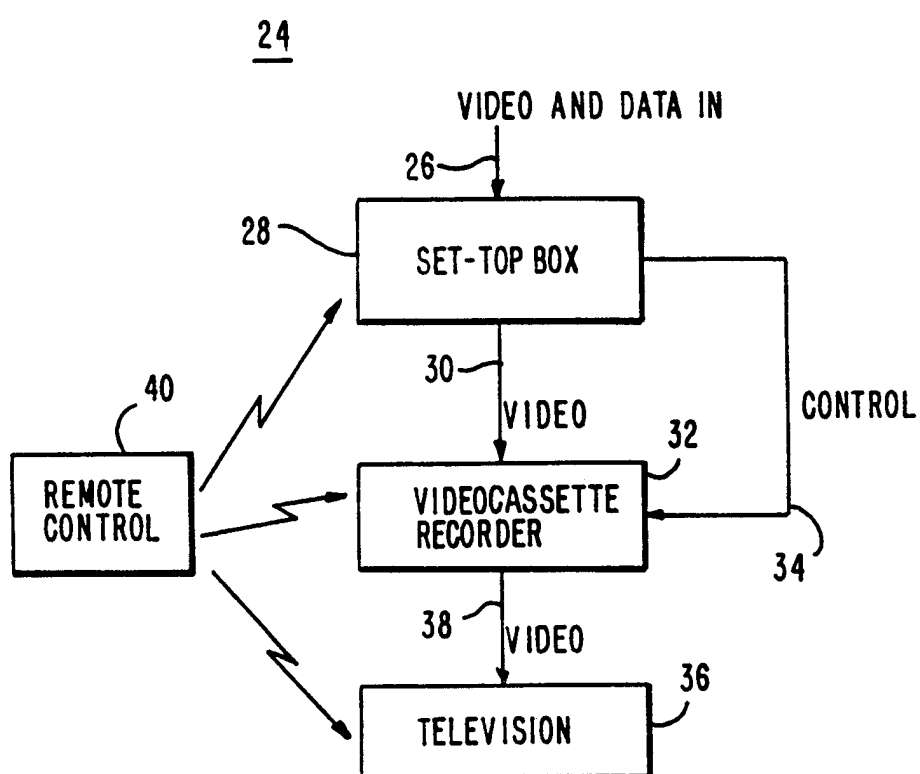
25. The method defined in claim 14 further comprising the step of scrolling the grid.

26. The method defined in claim 14 further comprising the step of panning the television program listings without panning the non-program options.

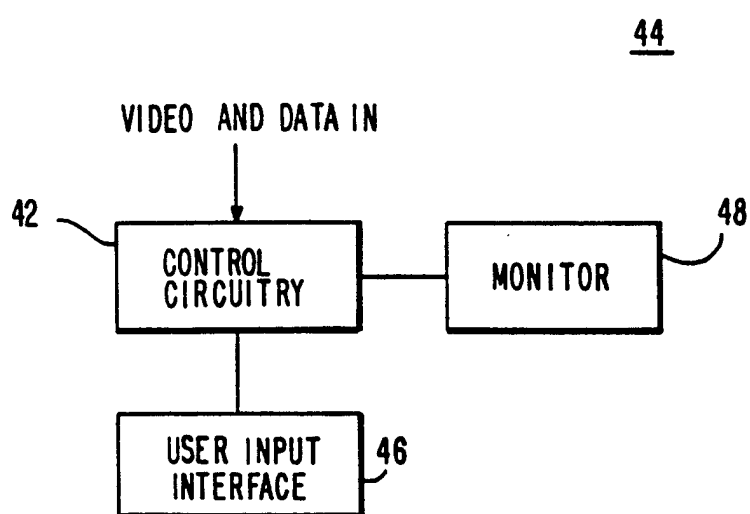
1/8

**FIG. 1**

2 / 8

*FIG. 2*

3 / 8

*FIG. 3*

4 / 8

	<u>50</u>						
	76	66	70	60	70	62	70
	6:35 PM	6:30 PM	7:00 PM	7:30 PM			
56 →	WEATHER	LOCAL	3-DAY	5-DAY			64
58 →	SPORTS	LOCAL	COLLEGE	PROFESSION- AL			72
52 →	2 KJRH	PROGRAM 1		PROGRAM 2			
54 →	3 HBO	PROGRAM 1	PROGRAM 2				
	68		74				

FIG. 4



5/8

50

	6:35 PM	6:30 PM	7:00 PM	7:30 PM
58 →	SPORTS	LOCAL	COLLEGE	PROFESSION- AL
52 →	2 KJRH	PROGRAM 1		PROGRAM 2
54 →	3 HBO	PROGRAM 1	PROGRAM 2	
55 →	4 NBC	PROGRAM 1	PROGRAM 2	PROGRAM 3

66      74

**FIG. 5**

6/8

50

	6:35 PM	7:00PM	7:30 PM	8:00PM
56 →	WEATHER	LOCAL	3-DAY	5-DAY
58 →	SPORTS	LOCAL	COLLEGE	PROFESSION- AL
52 →	<sup>2</sup> KJRH	PROGRAM 1	PROGRAM 2	PROGRAM 3
54 →	<sup>3</sup> HBO	PROGRAM 2		PROGRAM 3

66

FIG. 6

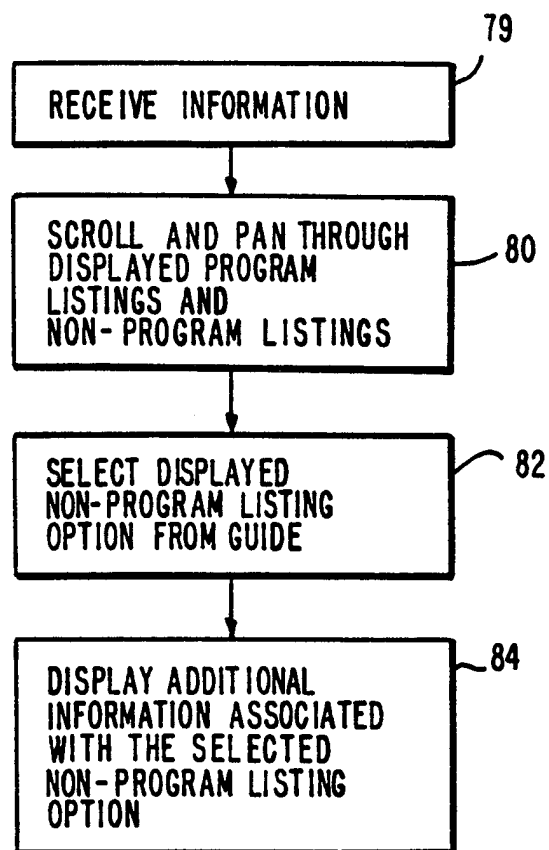
7/8

78

6:35 PM	6:30 PM	7:00 PM	7:30 PM
WEATHER	LOCAL WEATHER (LOCAL WEATHER INFORMATION HERE)		
SPORT			
<sup>2</sup> KJRH			
<sup>3</sup> HBO			

*FIG. 7*

8/8

**FIG. 8**

# INTERNATIONAL SEARCH REPORT

national Application No

PCT/US 98/08982

## A. CLASSIFICATION OF SUBJECT MATTER

IPC 6 H04N5/445 H04N7/088

According to International Patent Classification (IPC) or to both national classification and IPC

## B. FIELDS SEARCHED

Minimum documentation searched (classification system followed by classification symbols)

IPC 6 H04N

Documentation searched other than minimum documentation to the extent that such documents are included in the fields searched

Electronic data base consulted during the international search (name of data base and, where practical, search terms used)

## C. DOCUMENTS CONSIDERED TO BE RELEVANT

Category °	Citation of document, with indication, where appropriate, of the relevant passages	Relevant to claim No.
X	US 5 585 838 A (LAWLER FRANK A ET AL) 17 December 1996 see column 3, line 29 - column 4, line 7 see column 8, line 21 - column 9, line 67 see column 16, line 35 - column 17, line 15; figure 11 ---	1-26
X	WO 96 41478 A (TV GUIDE ON SCREEN) 19 December 1996	1-12, 14-25
Y	see page 58, line 10 - page 61, line 31; figures 55,56 see page 24, line 1 - line 34; figure 18 ---	13,26
Y	WO 95 28799 A (SCIENTIFIC ATLANTA) 26 October 1995 see page 22, line 18 - page 25, last line; figures 5,6 ---	13,26
	-/--	

☒ Further documents are listed in the continuation of box C.

☒ Patent family members are listed in annex.

° Special categories of cited documents :

"A" document defining the general state of the art which is not considered to be of particular relevance

"E" earlier document but published on or after the international filing date

"L" document which may throw doubts on priority claim(s) or which is cited to establish the publication date of another citation or other special reason (as specified)

"O" document referring to an oral disclosure, use, exhibition or other means

"P" document published prior to the international filing date but later than the priority date claimed

"T" later document published after the international filing date or priority date and not in conflict with the application but cited to understand the principle or theory underlying the invention

"X" document of particular relevance; the claimed invention cannot be considered novel or cannot be considered to involve an inventive step when the document is taken alone

"Y" document of particular relevance; the claimed invention cannot be considered to involve an inventive step when the document is combined with one or more other such documents, such combination being obvious to a person skilled in the art.

"&" document member of the same patent family

Date of the actual completion of the international search

27 July 1998

Date of mailing of the international search report

11/08/1998

Name and mailing address of the ISA

European Patent Office, P.B. 5818 Patentlaan 2  
NL - 2280 HV Rijswijk  
Tel. (+31-70) 340-2040, Tx. 31 651 epo nl,  
Fax: (+31-70) 340-3016

Authorized officer

Beaudoin, O

# INTERNATIONAL SEARCH REPORT

International Application No  
PCT/US 98/08982

## C.(Continuation) DOCUMENTS CONSIDERED TO BE RELEVANT

Category °	Citation of document, with indication, where appropriate, of the relevant passages	Relevant to claim No.
A	<p>WO 96 31980 A (PREVUE INTERNATIONAL INC)  10 October 1996  see the whole document  -----</p>	1-26

# INTERNATIONAL SEARCH REPORT

Information on patent family members

International Application No

PCT/US 98/08982

Patent document cited in search report		Publication date	Patent family member(s)	Publication date
US 5585838	A	17-12-1996	NONE	
WO 9641478	A	19-12-1996	US 5589892 A AU 6258596 A PL 323914 A	31-12-1996 30-12-1996 27-04-1998
WO 9528799	A	26-10-1995	US 5592551 A AU 684936 B AU 2281495 A BR 9507404 A CA 2187880 A EP 0756797 A FI 964191 A JP 10502501 T NO 964388 A	07-01-1997 08-01-1998 10-11-1995 07-10-1997 26-10-1995 05-02-1997 18-12-1996 03-03-1998 18-12-1996
WO 9631980	A	10-10-1996	AU 5444196 A EP 0819354 A	23-10-1996 21-01-1998