



US00D458068S

(12) **United States Design Patent**  
**Hillman**

(10) **Patent No.:** **US D458,068 S**

(45) **Date of Patent:** **\*\* Jun. 4, 2002**

(54) **HOLDER FOR TOILET PLUNGER AND TISSUE**

D413,470 S \* 9/1999 Burton ..... D6/551  
6,038,709 A \* 3/2000 Kent ..... 4/255.05  
D424,306 S \* 5/2000 Strum et al. .... D4/121  
D425,744 S \* 5/2000 McGuire ..... D6/551

(75) Inventor: **Samuel Robert Hillman**, Huron, OH (US)

\* cited by examiner

(73) Assignee: **The Hillsher Group, L.L.C.**, Huron, OH (US)

*Primary Examiner*—Brian N. Vinson

(74) *Attorney, Agent, or Firm*—Pettis & Van Royen, P.A.

(\*\*) Term: **14 Years**

(57) **CLAIM**

(21) Appl. No.: **29/146,206**

The ornamental design for a holder for toilet plunger and tissue, as shown and described.

(22) Filed: **Aug. 6, 2001**

**DESCRIPTION**

(51) **LOC (7) Cl.** ..... **06-04**

(52) **U.S. Cl.** ..... **D6/551**

(58) **Field of Search** ..... D6/551, 524, 525;  
206/349, 394; 211/13.1, 62.1, 65, 69.1;  
4/255.05

FIG. 1 is a front elevational view of the holder showing my new design;

FIG. 2 is a left side elevational view thereof, the right side being identical thereto;

FIG. 3 is a top plan view thereof;

FIG. 4 is a bottom plan view thereof;

FIG. 5 is a rear elevational view thereof; and,

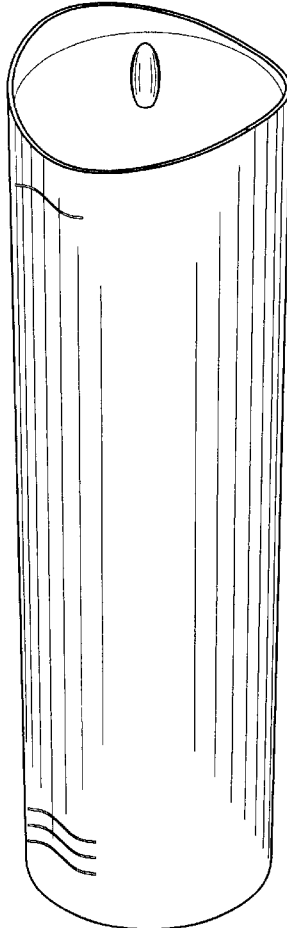
FIG. 6 is a perspective view thereof.

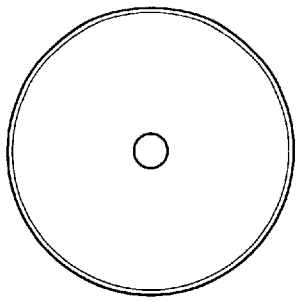
(56) **References Cited**

**U.S. PATENT DOCUMENTS**

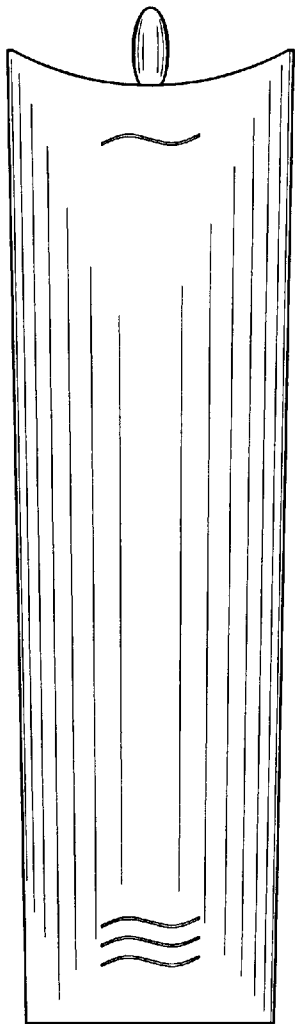
D393,167 S \* 4/1998 Bussa ..... D6/527  
D407,933 S \* 4/1999 Douglas ..... D6/551

**1 Claim, 2 Drawing Sheets**

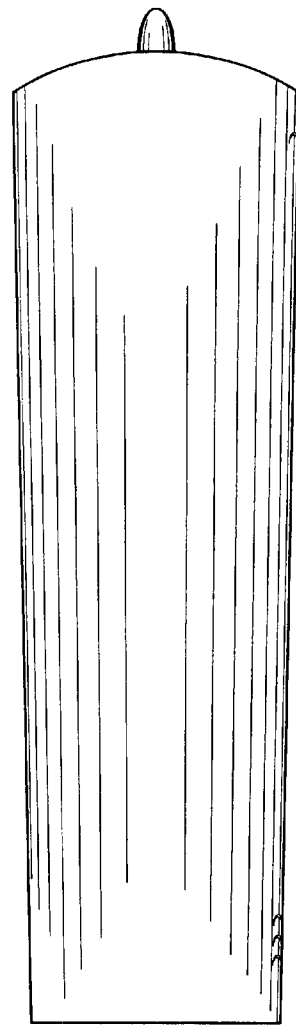




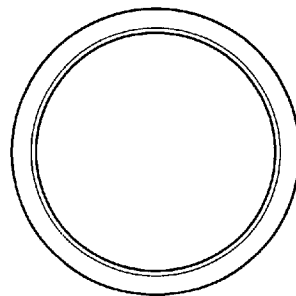
*FIG. 3*



*FIG. 1*

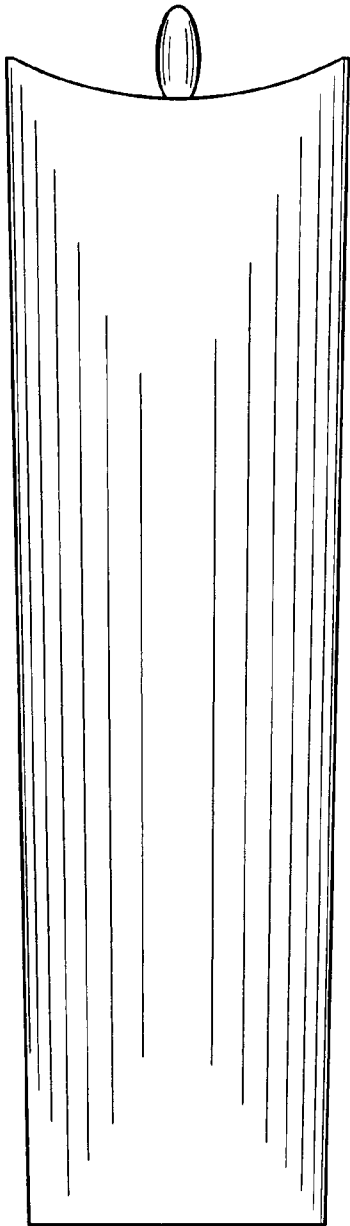


*FIG. 2*



*FIG. 4*

*FIG. 5*



*FIG. 6*

