

(19) World Intellectual Property Organization
International Bureau



(43) International Publication Date
19 September 2002 (19.09.2002)

PCT

(10) International Publication Number
WO 02/073461 A1

(51) International Patent Classification⁷: **G06F 17/30**

(21) International Application Number: PCT/IB02/00749

(22) International Filing Date: 13 March 2002 (13.03.2002)

(25) Filing Language: English

(26) Publication Language: English

(30) Priority Data:

60/275,679	14 March 2001 (14.03.2001)	US
60/276,004	15 March 2001 (15.03.2001)	US
60/276,167	15 March 2001 (15.03.2001)	US
60/276,273	15 March 2001 (15.03.2001)	US

(72) **Inventors:** **SALMI, Matti**; Muroleenkatu 8 C 51, FIN-33720 Tampere (FI). **JESPERSEN, Hans, Jacob**; Attilerivej 42, 5TV, DK-2300 Copenhagen (DK). **AAEN, Jesper**; Harjuviita 1 A 16, FIN-02110 Espoo (FI).

(74) **Agents:** **MAGUIRE, Francis, J.** et al.; Ware, Fressola, Van Der Sluys & Adolphson LLP, 755 Main Street, P.O. Box 224, Monroe, CT 06468 (US).

(81) **Designated States (national):** AE, AG, AL, AM, AT, AU, AZ, BA, BB, BG, BR, BY, BZ, CA, CH, CN, CO, CR, CU, CZ, DE, DK, DM, DZ, EC, EE, ES, FI, GB, GD, GE, GH, GM, HR, HU, ID, IL, IN, IS, JP, KE, KG, KP, KR, KZ, LC, LK, LR, LS, LT, LU, LV, MA, MD, MG, MK, MN, MW, MX, MZ, NO, NZ, OM, PH, PL, PT, RO, RU, SD, SE, SG, SI, SK, SL, TJ, TM, TN, TR, TT, TZ, UA, UG, UZ, VN, YU, ZA, ZM, ZW.

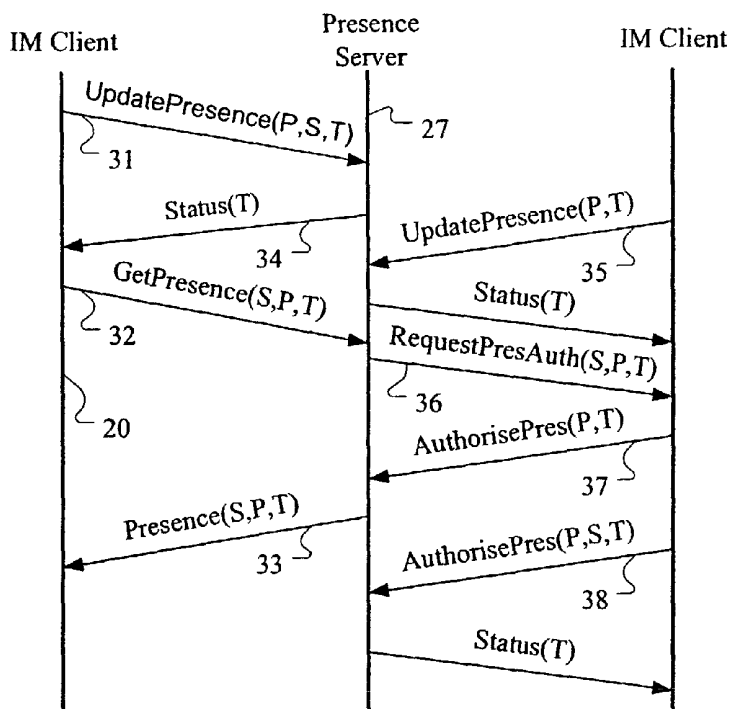
(71) **Applicant:** **NOKIA CORPORATION** [FI/FI]; Keilalahdentie 4, FIN-02150 Espoo (FI).

(71) **Applicant (for LC only):** **NOKIA INC.** [US/US]; 6000 Connection Drive, Irving, TX 75039 (US).

(84) **Designated States (regional):** ARIPO patent (GH, GM, KE, LS, MW, MZ, SD, SL, SZ, TZ, UG, ZM, ZW), Eurasian patent (AM, AZ, BY, KG, KZ, MD, RU, TJ, TM), European patent (AT, BE, CH, CY, DE, DK, ES, FI, FR, GB, GR, IE, IT, LU, MC, NL, PT, SE, TR), OAPI patent

[Continued on next page]

(54) **Title:** REALIZATION OF PRESENCE MANAGEMENT



(57) **Abstract:** A data structure defining a presence protocol, a device, a server (27), a system and method to provide management of presence information (33) as a standalone service as well as part of the instant messaging service (32) of a communication system.



(BF, BJ, CF, CG, CI, CM, GA, GN, GQ, GW, ML, MR, NE, SN, TD, TG).

For two-letter codes and other abbreviations, refer to the "Guidance Notes on Codes and Abbreviations" appearing at the beginning of each regular issue of the PCT Gazette.

Published:

— *with international search report*

REALIZATION OF PRESENCE MANAGEMENT

TECHNICAL FIELD

The present invention relates generally to communication systems. More particularly, the present invention relates to the management of presence information as a standalone service as well as part of the instant messaging service of a communication system.

BACKGROUND ART

An instant messaging service provides the end users a means for fast, interactive, mainly text-based communication. It includes both the Internet or SMS-style messaging with short, textual messages and also related value added services, such as presence management and chat room-type scenarios.

In general, *presence* can be considered containing various dynamic information of a user accessing the service via different means. Examples of this information are the reachability and availability of the user for communication and other, more emotional status such as mood and willingness for communication.

The retrieval and authorization of presence information has been solved in the Internet-based instant messaging solution in a proprietary way, tied usually to the whole service scenario, but not as a stand-alone service with complete two-way acquisition and authorization. No presence solution with stand-alone service model having complete two-way acquisition and authorization exist.

There is moreover a need to define a protocol using an open architecture so that various vendors can begin to offer such services.

DISCLOSURE OF INVENTION

An object of the present invention is to provide various stand-alone presence service models including one with complete two-way acquisition and authorization.

Disclosed are two models of for the acquisition of presence information:

retrieval based presence acquisition; and
subscription based acquisition.

In addition, two models for the authorization of presence information are disclosed:

requested authorization; and
proactive authorization.

Additionally, the acquisition and authorization may be applied to partial presence information.

These various models may be carried out between a client and a server using a data structure having a plurality of primitives.

According to a first aspect of the present invention, a data structure including a plurality of primitives, each primitive for at least temporary storage in a computer-readable medium at a client and in a computer readable medium at a server during transfer of said primitives over a network between the client and the server, is characterized in that the data structure includes a get presence primitive provided from a client of a requesting user to a server to request presence information of a requested user, that the get presence primitive has various information elements including a requesting user identifier, a requested user identifier, and a list of presence values requested, that the data structure includes a presence primitive provided from the server to the requesting user client to provide the presence information, and that the presence primitive has various information elements including the requested user identifier and a list of presence values supplied.

Additional details relating to the first aspect of the invention may be found in dependent claims 2 to 19.

According to a second aspect of the invention, a device having means for at least temporarily storing a data structure for transmission or reception is characterized in that the data structure is according to the first aspect of the invention.

According to a third aspect of the invention, a system having at least one server able to communicate with a plurality of devices, a communication protocol is used between the at least one server and the plurality of devices with a data structure according to the first aspect of the invention.

Further according to the third aspect of the invention, the presence values have associated space and time information useable by at least one server to modify presence values or related presence values.

Further still according to the third aspect of the invention, the system is characterized by the presence values having a validity attribute associated to space and time information.

According to a fourth aspect of the invention, a presence information service management method for use by a server is characterized by a step of the server receiving presence authorization messages from users wherein the presence authorization messages are initiated by the users to authorize access to selected presence information of the users, by a step of server receiving presence information update messages from updating users wherein the update messages are initiated by updating users, by a step of the server receiving presence information request messages from presence service requesting users including users requesting presence information to which a response is required and including subscribing users initially subscribing to presence information to which on-going responses including requested presence information are required, by a step of the server determining if access to requested presence information has been authorized and, if not, requesting authorization from a requested user whose presence information has been

requested, and if authorized, by a step of server providing the requested presence information to which a response is expected to requesting users requesting presence information to which a response is expected and providing requested presence information on an on-going basis to subscribing users subscribing to presence information to which on-going responses are required, particularly after receiving the presence information update messages from the updating users.

Further details relating to the fourth aspect of the invention may be found in dependent claims 23 to 41.

According to a fifth aspect of the invention, a server for carrying out a presence information service management method for clients is characterized by means for receiving presence authorization messages from users wherein the presence authorization messages are initiated by the users to authorize access to selected presence information of the users, by means for receiving presence information update messages from updating users wherein the update messages are initiated by the updating users, by means for receiving presence information request messages from presence service requesting users including users requesting presence information to which a response is required and including subscribing users initially subscribing to presence information to which on-going responses including requested presence information are required, by means for determining if access to the requested presence information has been authorized and, if not, for requesting authorization from a requested user whose presence information has been requested, and by means for providing the requested presence information to which a response is expected to the requesting users requesting presence information to which a response is expected and for providing requested presence information on an on-going basis to the subscribing users subscribing to presence information to which on-going responses are required, particularly after receiving the presence information update messages from the updating users.

Further details concerning the fifth aspect of the invention may be found in dependent claims 43 to 61.

According to a sixth aspect of the invention, and system for the management of presence information for use in a communication system comprises an IM client, and an IM server in the network, wherein the IM servers may be connected each other to exchange instant messages.

BRIEF DESCRIPTION OF THE DRAWINGS

Fig. 1A is a diagram showing the protocol layer stack in accordance with an embodiment of the present invention.

Fig. 1B is a more detailed layer diagram in accordance with an embodiment of the present invention.

Fig. 2A is a diagram showing a model instant messaging system in accordance with an embodiment of the present invention.

Fig. 2B shows identification of IM user and IM client, according to the present invention.

Fig. 2C is a block diagram/flow diagram illustrating a challenge-response protocol followed in authenticating an IM user and an IM device to an IM server, according to the present invention.

Fig. 2D shows various means for providing information elements for assembly into an outgoing primitive or disassembly from an incoming primitive at the IM Service Capabilities layer, according to the present invention.

Fig. 3A is a flow diagram of unsubscribed presence, according to the present invention.

Fig. 3B shows details of the IM service capabilities layer at an IM client for carrying out an unsubscribed presence service at the client, according to the present invention.

Fig. 3C shows details of a subscriber/interconnection management layer at a presence server for carrying out an unsubscribed presence service at the presence server, according to the present invention.

Fig. 4A is a session diagram showing subscribed delivery of presence information, according to the present invention.

Fig. 4B shows details of an IM service capabilities layer at an IM client for carrying out a subscribed presence service at a client, according to the present invention.

Fig. 4C shows details of a subscriber/interconnection management layer at a presence server for carrying out a subscribed presence service at the presence server, according to the present invention.

Fig. 4D shows details of functional blocks for carrying out both the subscribed presence service and the unsubscribed presence service at a presence server, according to the present invention.

Fig. 5A is a session diagram showing messaging with buddy list.

Fig. 5B shows details of an IM service capabilities layer at an IM client for carrying out messaging with buddy list service at the IM client, according to the present invention.

Fig. 5C shows details of a subscriber/interconnection management layer at an IM server for carrying out messaging with buddy lists, according to the present invention.

Fig. 6A is a session diagram showing instant messaging via private user group, according to the present invention.

Fig. 6B shows details of an IM service capabilities layer at an IM client for carrying out private group messaging management at the IM client, according to the present invention.

Fig. 6C shows details of a subscriber/interconnection management layer at an IM server for carrying out management of private group messaging at the IM server, according to the present invention.

Fig. 7A is a session diagram showing instant messaging via public user group, according to the present invention.

Fig. 7B shows details of an IM service capabilities layer at an IM client for carrying out public group messaging at the IM client, according to the present invention.

Fig. 7C shows details of a subscriber/interconnection management layer at an IM server for carrying out public group messaging at the IM server, according to the present invention.

Fig. 8A is a session diagram showing management of user groups and buddy lists, according to the present invention.

Fig. 8B shows details of an IM service capabilities layer at an IM client for carrying out a user group management service at the IM client, according to the present invention.

Fig. 8C shows details of a subscriber/interconnection management layer at an IM server for carrying out maintenance of user groups at the IM server, according to the present invention.

Fig. 9A is a session diagram showing searching users and groups, according to the present invention.

Fig. 9B shows details of an IM service capabilities layer at an IM client for carrying out a search user and group service at the IM client, according to the present invention.

Fig. 9C shows details of a subscriber/interconnection management layer at an IM server for carrying out a search user and group service at the IM server, according to the present invention.

Fig. 10A is a session diagram showing management of shared content, according to the present invention.

Fig. 10B shows details of an IM service capabilities layer at an IM client for carrying out a shared content management service at the IM client, according to the present invention.

Fig. 10C shows details of a subscriber/interconnection management layer at an IM server for carrying out shared content management at the IM server, according to the present invention.

Fig. 11A is a session diagram showing general error handling in a transaction, according to the present invention.

Fig. 11B shows details of an IM service capabilities layer at an IM client for carrying out exception management at the IM client, according to the present invention.

Fig. 11C shows details of a subscriber/interconnection management layer at an IM server for carrying out exception management at the IM server, according to the present invention.

BEST MODE FOR CARRYING OUT THE INVENTION

A model for instant messaging that is divided into four layers is presented in Fig. 1A. The four layers comprise a top IM services layer 10, a next lower IM service capabilities layer 12, a next lower IM session technologies layer 14, and a bottom IM transport technologies layer 16. The top IM services layer 10 includes IM services such as chat, dating, meeting and conferencing. The next lower IM *service capabilities* layer 12 includes a high-level protocol description including primitives with information elements and message flows. Instant messaging services will be able to use these service capabilities as a toolbox to create various services. An exemplary division of service capabilities is shown in Figure 1B. The next lower IM session layer 14 includes mapping of capabilities through existing sessions, such as MMS (Multimedia Message Service), SIP (Session Initiation Protocol), SMS (Short Message Service), USSD (Unstructured Supplementary Data). The bottom IM transport layer 16 includes definitions of how to use transports: TCP/UDP/IP (Transport Control Protocol/User Datagram Protocol/Internet Protocol), SMS/USSD as bearer, WAP/WSP (Wireless Application Protocol/Wireless Session Protocol). The following disclosure

will address the IM service capabilities layer at the IM client and a similar layer at the IM server.

As mentioned, the IM service capabilities layer 12 includes message flows, names of primitives (messages) that are exchanged and defines the information elements in the abstract messages. It also suggest the technologies that may be selected in this level (such as encoding of information elements).

Fig. 2A shows an *IM System* 17 comprises physical devices 18, 19, IM Clients 20, 22, IM Users 23, 24, 25, 26 and IM Servers 27, 28. An *IM User* is a customer of the IM System, enjoying the instant messaging service provided by using the physical devices 18, 19. An *IM Client* is an implementation of the IM service which allows one or more IM Users to access the service. The IM client may be hardware, software, firmware, or any combination thereof. The IM Client concept is device-independent but for purposes of actual use is installed in a physical device. Although not shown in Fig. 2A, more than one client can be resident on a given physical device and the same user can access different clients on the same device. For instance, a not shown IM client 3 could be installed on device 19 and accessed by IM User 3. An IM Server is a network element providing the IM services and maintaining user data. The IM Servers may be interconnected.

An IM User may access the IM Server simultaneously from several IM Clients (using a single device or multiple devices). Similarly, an IM Client may provide simultaneous access for several IM Users. The same IM users accessing simultaneously to a same group are separated via identification of a join session.

To repeat, a physical device, e.g., mobile handset or PC, may have one, or in special cases, multiple IM client instances. In those special cases, the multiple IM client instances may need to be separately identifiable. But for many cases, the device identity and the client identity can be considered the same. In those cases, for all intents and purposes, the physical device is therefore the same as the client. The present invention describes a method to

separate the identities of the user of the instant messaging service from the client with which the instant messaging service is being used. It should be evident, however, that the assignment of separate identities can be extended, according to the teachings hereof, to cover the device itself, as well as the client(s) which may reside on a given device. In messaging, presence and chat type services the present invention can be extended to allow the addressing of the user, the clients, i.e., the particular running applications, and the device on which the clients are operating.

Referring to Fig. 2B, the access to an IM system is identified by two addresses: the *IM user address*, which comprises an IM user address and a possible password for authentication and an IM client address which identifies the particular device or IM client that is used to access the IM system. If the capability to address multiple clients on the same device is included in the system, and device identification is desired, then the concept of Fig. 2A can be extended to cover multiple client identifications and device identification.

When an IM user accesses the IM system, the IM client needs to provide both IM user identity (IM User-ID) and IM client identity (IM Client-ID). The IM user identity is obtained from the IM user, whereas the IM client itself provides the IM client identity.

The IM system uses the IM user identity for all purposes that affect the IM user: sending information to the IM user, charging and billing purposes etc. The IM system uses the IM client ID for all purposes that affect either the IM client only (routing of messages to IM client) or to *both* IM user and IM client (messages to the IM user accessing via specific IM client).

The IM user identity is further decomposed to user name and password. The password is used for simple authentication when low-level authentication is not available.

The IM client identity is further decomposed to a client name and client address. The client name is a name used to send and receive messages to the IM user accessing via specific IM client and record information based on IM

client. The client address can be used to provide a low-level mapping between the device running IM application(s) and the specific IM client within the device.

Both the IM clients and servers of Fig. 2A will have a layered approach such as shown in Fig. 1A for facilitating provision of the instant messaging and presence services of the present invention. But the servers intermediate the clients will not usually utilize the topmost layer, i.e., the IM Services layer 10. For instance, as shown in Fig. 1B, an IM client having the layered structure of Fig. 1A will communicate over a communications link with an IM server having a similar layered structure, except not having the topmost IM services layer. The IM server will, in turn, communicate ultimately with other clients either directly or through other servers, and those clients will have IM service layers in the same way the IM client of Fig. 1B has such an IM services layer. As mentioned, the IM services layer includes services such as chat, dating, meeting and conferencing.

The IM service capabilities layer 12 is particularly disclosed herein and comprises a high-level protocol description with message flow, primitives and information elements defined. The IM session layer includes mapping of capabilities to existing sessions such as MMS, SIP, SMS, USSD, etc. The IM transport layer defines how to use transports: TCP/UDP/IP, SMS/USSD as bearer, WAP/WSP, etc.

Focusing on the IM service capabilities layer 12, this layer may include various components, as shown. One of these, for instance, may be a messaging part 12c, wherein the exchange of instant messages, including rich content, is provided for. The presence component may contain two parts 12a, 12b as disclosed below and provides for the exchange of wide-ranging user status, such as reachability, mood, location, etc. User group management 12d involves management of chat rooms and other community aspects. Content management 12e provides for management of shared content, such as images and documents. Subscriber management 12f is also provided for. These same

components are shown on the IM service side as “IM client technologies” and subscriber/interconnection management.

Therefore, from the foregoing it will be understood that an IM user such as shown in Fig. 2A is a customer of an IM system. An IM client such as shown in Fig. 2A is an implementation instance for instant messaging in a client device, such as a mobile handset or personal computer. As mentioned above, an IM user such as shown in Fig. 2A may access simultaneously the IM service by different IM clients. IM servers are interconnected to exchange messages and other information. For this purpose, IM user addressing uses user names related to IM subscribers. As also shown above, for IM client addressing, device addressing plus client-identification may be utilized.

Fig. 2C shows an example in which the separation of user and client identities can be usefully applied. Fig. 2C shows an authentication protocol indicated as the exchange of various messages L1 and S, E and N, L2 and D, and Result, between the IM server 27 and the IM client 20 operated by an IM user (not shown). The authentication protocol confirms for the IM server 27 that the IM client 20 and IM user are indeed both entitled to access the services of the IM server, i.e. are both subscribing entities. It is important to understand that both the IM user and the IM server are being authenticated by the protocol here; in other words, the authentication will block access by someone (a user) who is not a subscribing IM user, and will not allow anyone, regardless of whether they are a subscribing IM user, access to the IM server using a device or software that is not a subscribing IM client.

Still referring to Fig. 2C, as indicated, the IM server 27 includes a data store 27a of client IDs and user-passwords (user-pswds) indicating subscribing devices and/or software and users, respectively; it also includes a schema module 27b able to produce so-called digests of messages (character strings that are encrypted representations of the messages) according to one or more schemas, such as Standard Hash Algorithm 1 (SHA1), as set out for example in RFC3174, or Message Digest 5 (MD5), as set out in RFC1321, both

RFC3174 and RFC1321 being so-called "Request for Comments" documents published by the Internet Engineering Task Force (IETF).

Still referring to Fig. 2C, according to the authentication protocol used in the preferred embodiment, the IM client 20 first sends to the IM server 27 a null logon message L1, i.e. a logon that includes neither the user password nor a client-ID, and sends with the null logon L1 a message S indicating a schema implemented in the IM client 20 in a schema module 20b (typically able to execute several different schemas). The digest produced by a schema can be considered a usually compressed and always encrypted version of the message.

In response to the null password, the IM server 27 sends to the IM client 20 an error message E along with a so-called nonce N, which is understood to be a challenge. A nonce is a character string constructed by the challenging entity (here, the IM server 27) according to a predetermined prescription. A recommended nonce is the digest of the concatenation:

$$N = H(\text{client-ID}|\text{time-stamp}|\text{private key}), \quad (1)$$

where $a|b$ indicates concatenation of strings a and b , and where $H(\dots)$ is for example $\text{SHA1}(\dots)$ or $\text{MD5}(\dots)$, and is here called a hash function. If the argument of the hash function is a concatenation of strings including a key, the output of the hash function may be unlocked, or unencrypted, using an appropriate key. Such an output is called a *digest*. If the argument does not include a key, the output of the hash function may never (practically speaking) be inverted, and the output serves merely as a *checksum* (albeit still a character string of some length usually considerably larger than one).

When the IM client 20 receives the nonce N, it provides a second logon message L2, again null, but this time accompanied by a digest D calculated according to:

$$D = H(N|\text{user-password}|\text{client-ID}). \quad (2)$$

The IM client 20 includes within it or has access to means 20a, 20b for providing an IM client-ID and an IM user ID to be used by the IM client 20 in

accessing the services offered by the IM server 27. The user password is provided to the IM client 20 by the user (not shown).

In response to the second logon L2 and accompanying digest D, the IM server 27 decrypts the digest D, extracts the user-password and client-ID, checks that both are in its data store 27a of subscribing clients and users, and then calculates for itself a digest D' using the nonce N it provided to the IM client 20 and using the client-ID and user-password it extracted from the digest D. If D' matches D, then the user is authenticated and the IM server 27 accepts the login, and otherwise does not. The outcome of the authentication process is then provided by the IM server 27 to the IM client 20 as a result message Result.

Fig. 2D shows that for a given outgoing primitive that e.g. the client provides from the IM Service Capabilities layer 12, there will be various means 10a, 10b, 10c, 10d, ..., 10e for providing the constituent information elements for combination into the given outgoing primitive. These means 10a, 10b, 10c, 10d, ..., 10e may be part of or associated with the IM Services layer 10 or part of or associated with the IM Service Capabilities layer 12. On the server side for the case of receiving a primitive from a client, it is a similar situation, but the reverse, i.e., the illustrated IM Service capabilities layer is used for receiving an incoming primitive and disassembling the primitive for providing the constituent information elements for individual use or in combination at the server and/or for repackaging and relaying the information elements elsewhere in the network. For the case of a primitive provided from the server to a client the reverse of the foregoing applies. In other words, the client disassembles information elements from primitives received from and assembled by the server.

Referring now to Fig. 1B, an IM client such as the IM client 20 of Fig. 2 and an IM server such as the IM server 27 of Fig. 2 are shown with appropriate layers illustrated and interconnected by a signal line 29 which may include a wireless link. A signal line 30 is shown to indicate a

connection, for instance to another IM server such as the IM server 28 of Fig. 2 (not shown in Fig. 1B). It is noted that the IM client 20 of Fig. 1B has all four of the layers 10, 12, 14, 16 discussed previously in connection with Fig. 1A, while the IM server 27 of Fig. 1B only has (illustrated on the left-hand side of the server) the three lowermost layers 12, 14, 16. This is because the IM server 27 is only an intermediate node in the overall connection between the IM client 20 and one or more other IM clients at end points of the communication. Only they need the topmost IM services layer 10 to be implemented. Consequently, it will be understood that the present invention does not involve the details of the IM services themselves, but rather is focused on the IM service capabilities layer 12 (and the corresponding IM Client Technologies layer 27a at the server), which provides the underlying capabilities for implementing the IM services but does not relate directly to the IM services themselves.

The IM service capabilities layer at the client and the IM Client Technologies layer at the server provide a communications protocol between themselves that uses a data structure including a plurality of primitives, each primitive for at least temporary storage in a computer-readable medium at a transmitting end of the communication link 29 and for at least temporary storage in a computer-readable medium at a receiving end of the link. Each primitive is assembled at the transmitting end and transmitted to the receiving end where it may be disassembled and processed or repackaged for further transmittal.

Various components of the IM service capabilities layer 12 are shown in Fig. 1B and will be discussed in greater detail throughout this specification. For instance, presence services 12a, 12b will be disclosed below involving exchange of wide-ranging user status, such as reachability, mood, and location. Under messaging 12c, exchanges of instant messages, including rich content, will be disclosed. Under user group management 12d, management of chat rooms and other community aspects are disclosed. Under content

management 12e, management of shared content, such as images and documents, is disclosed. Subscriber management 12f is not a subject of the present invention so is not discussed below. However, it is also shown at the IM service capabilities layer 12 for completeness, since subscriber management as well as inter-connection management 27b are also shown on the right-hand side of the IM server 27 of Fig. 1B at the same level. This represents management of IM subscriptions but is beyond the scope of the present invention. Likewise, interconnection management, involving management of interconnections between servers for IM purposes, is not the subject of the present invention and is not disclosed further below. Management and interconnection details at the session and transport layers are also not disclosed, since they do not form any part of the present invention.

PRESENCE

The concept of *presence* means all kind of status information of a particular mobile or fixed network user. It has great potential when combined to instant messaging service particularly for a mobile user, but has significant value as its own service as well, such as combined with a phone book, etc. Thus, in this disclosure, the presence service is considered separately as well as connected to chat-type services.

1. Unsubscribed Presence

The presence information of a user can be obtained separately from messaging services by issuing a query to the presence server, as indicated in the message flows presented in Fig. 3A.

The user of a presence service may, at any suitable time, autonomously update his presence information in the presence server by sending an update presence message 31 via an IM client (P = presence values; S = status; T = transaction identifier). Similarly, a user may issue a get presence message 32

to request the presence information of some other user. The presence information 33 is delivered back to the requesting user.

A status message may be provided on a line 34 from the presence server to the IM client to indicate success or lack of success of the update presence message or operation. Exception handling will be discussed in detail below in connection with Fig. 11A and will not be discussed further in connection with Figs. 3A-10A, except for being shown in the message flow diagrams (Figs. 3-10 with an "A" suffix). It will therefore be understood that these status messages may be sent as shown in accordance with the discussion provided below in connection with Fig. 11A.

It should be understood that the IM user may update his presence information only partially. Similarly, the IM user may request only partial presence information.

The user may create and delete new presence values when the presence server supports such functionality. This mechanism allows the expansion of presence values beyond a minimum set of values. This also requires a generalized method in IM client to present values to IM user that are not understood as such by the client. A new presence value is created with update presence value message 35.

The get presence mechanism 32 includes an optional authorization sequence. When somebody requests presence information of a user, an authorization request 36 may be sent to the user to authorize the presence information, as shown by an authorization message on line 37. If authorization fails, a presence message with empty content is sent to the requesting user on the line 33. The authorization of presence information may also be pre-authorized so that user can separately indicate that it is willing to provide his presence information to some other, named IM users, without specific request, as indicated on a line 38.

An IM user may authorize his presence information only partially, even if requesting IM user wants to receive full presence information.

Fig. 3B shows the IM services layer 10 at the IM client 20 interfacing with the unsubscribed presence part 12a of the IM service capabilities layer 12. The UpdatePresence primitive of Fig. 3A provided on the line 31 is shown coming from a means 42c for providing the UpdatePresence primitive to the server. This UpdatePresence primitive is shown in more detail in Table 2, as comprising various information elements which may be provided on a line 44 from the IM services layer 10 at the client to the means 42c for assembling these information elements and providing them as the UpdatePresence primitive on the line 31. From there it goes to the IM session layer 14 of the client (see Figs. 1A and 1B) and thence to the server via the transport layer 16. Similarly, a means 46c is provided that is responsive to a plurality of information elements provided on a line 48 from the IM services layer 10, including a number of information elements such as listed in Table 3 for assembling same and providing them as the GetPresence primitive on the line 32. In response, the server will consult any existing pre-authorization or will obtain such authorization from the user from whom presence is desired via the client presently being used by the requested user, and once secured, the requested presence information of that user will be provided within the Presence primitive provided on the line 33 to means 50c for receiving the Presence primitive. This Presence primitive will have information elements such as shown in Table 4, and these information elements will be provided by the means 50 on a line 52 to the IM services layer 10 at the client.

In the case of a client (not shown) connected, for instance, to IM server 28 of Fig. 2 and desiring the presence information of IM client 20, the requesting IM client will issue a RequestPresAuth primitive, which will be conveyed on the line 30 to the IM server 27, which in turn will provide the primitive via the line 29 to the client 20 and from there on a line 54 to means 56c for receiving a request for presence authorization. The RequestPresAuth primitive may include information elements such as shown in Table 5. These information elements may then be provided on a line 58 to the IM services

layer 10 at the requested client, as shown in Fig. 3B. In response, the IM services layer at the client may provide information elements on a line 60 to a means 62c for providing an authorization presence primitive on a line 64 back to the server 27. The authorized Presence of the client 20 may then be provided from the server 27 on the line 30 to the requesting client (not shown). Information elements such as shown in Table 6 may be used for the AuthorizePres primitive. Therefore, although Fig. 3A shows the authorization process in a way so as to illustrate an end-to-end scenario, it will be realized that a user of a given client will have the capability to obtain the presence information of other users of other clients, as well as to authorize presence information gathering with respect to the user of the given client. This is shown in the IM service capabilities layer 12 at a single client in Fig. 3B. Therefore, it should be realized that the RequestPresAuth and AuthorizePres primitives shown on lines 54, 64 of Fig. 3B are in essence the same primitives as shown on lines 36, 37 of Fig. 3A, except being illustrated with respect to the same client, not different clients, as in Fig. 3A.

Referring now to Fig. 3C, the same primitives shown in Fig. 3B are shown again at the server side. Like the IM service capabilities layer at the client, the server has an IM client technologies layer 65, with means 42s, 50s, 62s, 46s, 56s corresponding to the means 42c, 50c, 62c, 46c, 56c of Fig. 3B. These provide information elements and receive information elements to and from the subscriber/interconnection management layer 27b at the server. These correspond to the subscriber management and interconnection management portions 27b of the top layer shown in the IM server of Fig. 1B at the same level as the IM service capabilities layer 12 of the client. Therefore, it will be realized that the IM client technologies layer 65 shown in Fig. 3C corresponds to the IM client technologies portion of the top layer shown in Fig. 1B and that the primitives interchanged over the line 29 correspond to the primitives 31, 33, 64, 32, 54 shown in Figs. 3B and 3C. The information elements contained in these primitives are processed at the IM client

technologies layer 65 and provided on lines 68, 72, 74 to the subscriber/interconnection management layer 27b at the server, or received from the subscriber/interconnection management layer 27b of the server on lines 70, 76. These information elements are processed by the IM server 27 in order to accomplish both IM client technologies functions corresponding to IM service capabilities on the clients and subscriber management and interconnection management across servers in the network.

For all of the IM services described in the message flow diagrams of Figs. 4A, 5A, 6A, 7A, 8A, 9A, 10A and 11A, a similar client/server presentation will be made of the IM service capabilities layer for both the IM client 20 and the IM server 27. The figures illustrating the client side of the IM service capabilities will be labeled Figs. 4B, 5B, 6B, 7B, 8B, 9B, 10B and 11B. The IM server 27 side of the IM service capabilities layer will be correspondingly labeled Figs. 4C, 5C, 6C, 7C, 8C, 9C, 10 and 11C. All these drawings should be understood in the same sense as just described in connection with the unsubscribed presence service of Fig. 3A. In other words, what is illustrated in a given grouping of, for instance, Figs. 4A, 4B, 4C, is the flow of primitive messages between IM clients and presence servers, along with an illustration of the device or means for carrying out the message flows at the IM service capabilities layer 12 and the IM client technologies layer 27a, according to the present invention, which respectively reside at the IM client and the IM server, as shown in Fig. 1B.

As such, they are independent entities or data structures capable of storage on a physical medium and which may be processed by a signal processor resident on a physical device.

2. Subscribed Presence

Another mechanism to receive presence information is to subscribe to someone's presence information. The message flow is presented in Fig. 4A.

The requesting user sends a subscribe presence message 80 to the presence server to subscribe to someone's presence information. An authorization sequence 82, 84 similar to that with unsubscribed presence may be included. The authorization may also be done autonomously 86 prior to or after subscription.

When the subscription to presence information is complete, the requesting user will receive 88 new presence information initially and always 90 when the other party updates its presence information.

When the requesting user does not want to receive the presence information any more, he may unsubscribe 92 from receiving the presence party's information.

Alternatively, the presence information may be subscribed to for a time period and the unsubscribe message 92 is not needed because it expires in the Presence Server automatically after the time period elapses.

The requesting user may subscribe to only part of the presence information and, correspondingly, the user whose presence information is subscribed may allow only part of the presence information to be delivered.

The subscribe presence message 80 of Fig. 4A is also shown in Fig. 4B being provided by the presence portion 12b of the IM service capabilities layer 12 at the client. It is provided by a means 94 in response to a plurality of information elements provided on a line 96 from the IM services layer 10 at the client. These information elements may be as shown in Table 7 and may be assembled by the means 94 and provided on the line 80 as the SubsPresence primitive on the line 80 for processing in the IM session layer 14 and the IM transport layer 16 of the client for transmission on the line 29 to the IM server 27, where it is shown in Fig. 4C entering a means 94s after processing by the IM transport layer and the IM session layer of the IM server 27. The information elements of Table 7 of the primitive SubsPresence on the line 80 are provided on a line 98 to the subscriber/interconnection management layer 27b at the IM server 27.

The IM server 27 then seeks authorization either by preauthorization or by interrogating the IM client whose presence information is requested. The requested client will have an IM service capabilities layer the same or similar to that shown in Fig. 4B and will receive a RequestPresAuth primitive on the line 82 which is provided in the interrogated client to a means 100 for receiving the request for presence authorization. The information elements of this primitive may be as shown in Table 5 and are provided on a line 102 to the IM services layer at the requested client. Authorization may then be granted and authorization information elements as shown in Table 6 provided on a line 104 to a means 106c for providing the AuthorizePres primitive on the line 84 back to the server, which receives same in a means 108s and provides the Table 5 information elements on a line 110 to the subscriber/interconnection management layer 27b at the server 27. The server then provides information elements shown in Table 4 on a line 112 to a means 114 for providing the Presence primitive on the line 88 to the requesting client of Fig. 4B, where the primitive is received by a means 116. The information elements comprising the presence primitive are provided on a line 118 to the IM services layer at the requesting client's IM Services Layer.

As mentioned, presence may be updated autonomously by the IM client 20, and such can be done as shown in Fig. 4A by the UpdatePresence primitive on the line 86 provided by a means 120 for providing such a primitive in response to information elements such as shown in Table 2 provided on a line 122 from the IM services layer 10 of the client 20. This information is stored at the presence server and avoids the necessity for requesting a presence authorization with the RequestPresAuth primitive on the line 82.

Finally, the UnsubsPresence primitive is provided on the line 92 by a means 124 at the subscribed presence portion of the IM service capabilities layer at the client. The IM services layer 10 provides the information

elements such as those shown in Table 8 on a line 126 to the means 124 for providing the unsubscribe presence primitive on the line 92.

Referring again to Fig. 4C, the autonomous presence update embodied by the UpdatePresence primitive on the line 88 is shown received by a means 126 that receives such a request to update presence from a client and provides the information elements contained, for instance, in Table 2 on a line 128 to the subscriber/interconnection management layer 27b at the server 27.

A means 129 is shown at the IM client technologies layer 27a of Fig. 4C for receiving the UnsubsPresence primitive on the line 92 and provides information elements for instance as shown in Table 8 on a line 130 to the subscriber/interconnection management layer 27b at the server 27. This layer also provides information elements from Table 6 on a line 131 to a means 132 for providing a request for authorization primitive on the line 82.

With regard to the various primitives described above in connection with any of the message flow diagrams ("A" suffix) disclosed herein or device diagrams (B & C suffix) such as Figs. 4A, 4B, and 4C, it should be realized that each of the illustrated primitives constitutes a data structure for assembly and for at least temporary storage in a computer-readable medium at a transmitting end and for at least temporary storage, disassembly and processing at a receiving end. In other words, referring for instance to Figs. 4B and 4C, the update presence primitive provided on the line 86 by the means 120 is assembled from information elements listed in Table 2 and provided for instance on the line 122. As such, the information elements are at least temporarily stored in the means 120 prior to being provided on a transport medium on the signal line 86 to the server. Similarly, referring to Fig. 4C, the update presence primitive is received on the line 86 by the means 126 and at least temporarily stored within the means 126 for disassembly into individual information elements and/or for processing as a primitive in the server for further transmission. As such, the primitives disclosed above and the other primitives to be disclosed in more detail below constitute data

structures exchanged between a client and a server, one at the transmitting end and one at the receiving end, to convey information in an instant messaging and/or presence context. The primitives have information elements including message identifiers, transaction identifiers, and the like. The information shared between the clients is communicated by these data structures or primitives with servers acting as intermediaries over a network. The primitives and their constituent information elements have structures that are recognized by both the servers and clients so that they can be properly interpreted in the context of the services provided.

Although details of the physical device 18, 19 used, according to the present invention, at the IM service capabilities layer 12 of the client or at the IM client technologies layer of a server have been shown in Figs. 3B, 3C and 4B, 4C with respect to presence services by showing various means within the IM service capabilities layer at the client cooperating with the IM services layer at the client, and by showing various means of the IM client technologies layer at the server cooperating with the subscriber/interconnection management layer at the server, it will be realized that the functions carried out at the respective IM services layer at the client and the client technologies layer at the server can instead be carried out in whole or in part within other layers besides the IM service capabilities layer at the client and the IM client technologies layer at the server. For instance, referring to Fig. 4D, no particulars layers are identified but functional blocks are instead shown to illustrate some of the functions carried out at the presence server, according to the present invention. A presence server is shown with functions combined from both Figs. 3A and 4A includes means 133 for receiving presence information requests whether they be a GetPresence primitive on the line 32 or the SubsPresence primitive on the line 80 for processing such primitives and providing output signals on lines 133a, 133b indicative thereof to means 133c for processing requests requiring immediate response and to means 133d for processing subscription requests.

In the case of responding to requests requiring immediate response, the means 133c provides a signal on a line 133e to a means 133f for determining if acquisition of the requested presence information is preauthorized or not. This will be true for the means 133d also since such a determination has to be made for subscription requests as well. Therefore, the means 133d provides a signal on a line 133g to the means 133f for determining if acquisition of presence information that is the subject of the subscription request is preauthorized or not. Any such preauthorization information will be stored at the server 27 already and if it is determined that such authorization is already present, a signal is provided on a line 133h to a means 133i for retrieving current presence information either from storage within the presence server itself or as updated by updated presence information on the line 31, 86. The means 133i provides the retrieved or updated presence information on a line 133j to a means 133k for providing the presence information as the Presence primitive on the line 33, 88.

If the means 133f determines that the requested presence information has not been preauthorized, it provides a signal on a line 133m to a means 133n for requesting authorization from the client owning the requested presence information. The means 133n then provides the RequestPresAuth primitive on the line 54, 82. In response, the client owning the requested presence information will send an AuthorizePres primitive on the line 64, 84 to means 133p for receiving such an authorization primitive and providing a signal on a line 133q to the means 133f for determining if acquisition of the presence information by the requesting client has now been authorized by the requested client. If so, a signal is provided on the line 133h to the means 133i and the requested information is retrieved from storage 133r on a line 133s at the server or from an updated storage mechanism for receiving recently updated presence information from clients and provided on the line 133j to the means 133k for providing the presence information as a Presence primitive on the line 33, 88 to the requesting client.

Therefore, it will be realized that various functions taught according to the present invention can be carried out by various layers of a server or client and need not be constrained to the exact structures shown herein for teaching purposes.

3. Presence Primitives and Information Elements thereof

Primitive	Direction
UpdatePresence	IM Client → Presence Server
GetPresence	IM Client → Presence Server
Presence	Presence Server → IM Client
RequestPresAuth	Presence Server → IM Client
AuthorisePresence	IM Client → Presence Server
AuthoriseStatus	Presence Server → IM Client
SubscribePresence	IM Client → Presence Server
UnsubscribePresence	Presence Server ← IM Client

Table 1 Presence Primitives

Information Element	Req	Description
Message-Type	Mandatory	Message identifier
Version	Mandatory	Version of the IM specification
Own-Client-ID	Mandatory	The identification of the IM client
Own-User-ID	Mandatory	The identification of the IM user
Group-ID	Optional	Identifies the IM group if involved
Presence-Value-List	Optional	A list of presence values to be updated

Table 2. UpdatePresence

Information Element	Req	Description
Message-Type	Mandatory	Message identifier
Version	Mandatory	Version of the IM specification
Transaction-ID	Mandatory	Identifies the presence request transaction.
Own-Client-ID	Mandatory	The identification of the requesting IM client
Own-User-ID	Mandatory	The identification of the requesting IM user
Req-Client-ID	Conditional	The identification of the requested IM client, if client specific presence is requested.
Req-User-ID	Mandatory	The identification of the requested IM user
Presence-Value-List	Optional	A list of presence values requested. An empty (or special value) indicates all presence values are desired.

Table 3. GetPresence

Information Element	Req	Description
Message-Type	Mandatory	Message identifier
Version	Mandatory	Version of the IM specification
Transaction-ID	Optional	Identifies the presence request transaction, if involved.
Req-User-ID	Mandatory	The identification of the requested IM user
Presence-Value-List	Optional	A list of presence values supplied.

Table 4. Presence

Information Element	Req	Description
Message-Type	Mandatory	Message identifier
Version	Mandatory	Version of the IM specification
Transaction-ID	Mandatory	Identifies the authorization request transaction
Own-User-ID	Mandatory	The identification of the requesting IM user
Presence-Value-List	Mandatory	A list of presence values requested.

Table 5. RequestPresAuth

Information Element	Req	Description
Message-Type	Mandatory	Message identifier
Version	Mandatory	Version of the IM specification
Transaction-ID	Mandatory	Identifies the authorisation request transaction, either originated from IM server or IM client
Own-User-ID	Mandatory	The identification of the requesting IM user
Group-ID	Optional	Identifies the group if authorisation of presence is related to group.
Presence-Value-List	Mandatory	A list of presence values requested.

Table 6. AuthorizePresence

Information Element	Req	Description
Message-Type	Mandatory	Message identifier
Version	Mandatory	Version of the IM specification
Own-Client-ID	Mandatory	Identifies the requesting IM client
Own-User-ID	Mandatory	Identifies the requesting IM user
Req-Client-ID	Conditional	Identifies the requested IM client in case client-specific information is requested.
Req-User-ID	Mandatory	Identifies the requested IM user
Presence-Value-List	Optional	A list of presence values requested. An empty (or special value) indicates all presence values are desired.

Table 7. SubsPresence

Information Element	Req	Description
Message-Type	Mandatory	Message identifier
Version	Mandatory	Version of the IM specification
Own-Client-ID	Mandatory	Identifies the requesting IM client
Own-User-ID	Mandatory	Identifies the requesting IM user
Req-User-ID	Mandatory	Identifies the requested IM user

Table 8. UnsubsPresence

4. Presence Format

In addition to the two models for acquisition of presence information and the model for instant messaging disclosed above and in further detail below, the present invention also contains provision to allow future expansion of presence values for presence services. It provides for the definition of a minimum set of registered presence attributes and values and the correct management and rendering of unregistered presence values.

In the present-day Internet-based instant messaging services, the presence values are extremely simple, such as user is present or absent. This reflects the fact that presence services have mostly been confined to the desktop PC environment.

The mobile handset today can be considered as a personal tool which reflects the personal status much more accurately than the PC-based Internet environment. For instance, the exact location may be obtained directly and the availability status (in meeting, in summer cottage, etc.) may be readily available by accessing user profile settings in the handset. Considering the wide range of information that may be obtained from the user and the handset, the anticipation of the possibilities for development of the presence information domain is very difficult. As another aspect of the invention, an extensible mechanism is provided for defining *presence attributes* and *values* via classification and typing of the values.

A *presence attribute* identifies a presence variable. An example of an attribute would be for instance "mood." A *presence value* identifies a particular value of an attribute. The attribute mood can have for instance a value "happy."

The invention provides a minimum set of presence attributes and their values are defined in order to enable interoperability within the defined minimum set. However, the invention provides implementations that are not limited to the predefined set of attributes, but can handle attributes and values beyond the minimum set. This requires *classification* and *typing* of presence attributes and a generalized method in the terminal device such as a handset or PC to present these values to the user.

According to the present invention, a *Presence Attribute Definition* (PAD) comprises at least the following items:

Name: unanimous identification of the presence attribute;
Group: unanimous identification of the group the presence attribute belongs to;

Description: textual description of the semantics of the presence attribute;

Class: a class of the presence attribute (explained more fully below);

Type: a type of the presence value (text, integer, floating point, enumerated, etc.;

Enumeration: If type is enumerated, a list of possible enumerated values with descriptions.

The *name* and *group* of the presence attribute should contain:

- 1) identification of a registering entity; and
- 2) unanimous identification within the scope of a registering entity.

A central registry is provided to manage a set of PADs and PAD groups (PAGs) which form a minimum set of supported PADs and PAGs for inter-vendor interoperability purposes. The other registering entities may be manufacturers and other industry forums. The central registry manages the identifications of the registering entities.

A particular presence implementation (e.g., presence server or presence client), can be provided so as to support a set of PADs and PAGs. Based on inter-vendor agreements, some of the PADs and PAGs may be required in order to ensure interoperability.

If an IM implementation *supports* a registered PAD, it can both render the presence attribute value to the user and use the value internally based on the registered semantics of the PAD. For instance, it can use the value unhappy of the mood attribute to render it as an unhappy face icon on the display.

If an IM implementation *does not support* the registered PAD, it can render the presence attribute value to the user based on the class and type of the value, but it cannot assume any semantics or the PAD.

A *class* of presence attributes is selected for each PAD. The class may be used for instance in ordering the values while rendering them to the user and in the internal organization of the presence attribute values in the presence server. The present invention suggests at least the following classes:

Reachability (in network coverage, GPRS attached, etc).

Availability (available for IM, in meeting, busy, etc).

Personal status (mood, etc.)

Contact Information (address, phone number, etc.)

Location (user given location, geographical/network location)

Client Capabilities (image capable, audio capable, etc.)

Unknown (unknown class)

Some of the values are static and some can be dynamically updated.

According to the foregoing, it will therefore be understood that an important aspect of presence format is that presence values may be created dynamically. In that case, both the format itself and its presentation to the IM user need to support this. One of the most prominent technologies that would be used to express such presence information is XML. An example of the presence value format with XML could be as follows:

```
<presvalue>
  <operation>update</operation>
  <name>profile</name>
  <class>availability</class>
  <scope>client</scope>
  <format>text charset ISO-8859-1</format>
  <value>silent</value>
  <privacy>allowall</privacy>
  <restrictedaddr>23456</restrictedaddr>
  <allowedaddr>23456</allowedaddr>
  <time>14112000165301</time>
```

</presvalue>

Operations: create, delete, update

The PAD classes are registered by a central registry.

5. Generalized Space-Time Model of Presence Values with Validity

Attributes

At the present time, instant messaging services use values that exist in the presence server and all updates are done externally to it. A generalized space-time model is needed which would allow the presence server to do value updates based on internal space functions (for instance, the location of the user can be interpolated by the presence server based on the latest known locations) and times (for instance, the availability of the user can be a function of time).

The present invention permits the definition of a space-time model of presence values which identifies the presence values as a function of space and time. The space domain identifies the relation between the value and its sources. In addition, the space-time model further characterizes the presence values with a *validity* attribute, also being a function of space and time. This generalized space-time model of presence values allows the presence values to be considered as independent entities in the presence server in which the values are updated and modified either internally or externally based on the value source and time. The validity of the presence value may be used by the presence server to optimize the storage and caching of valid values compared to invalid values. This aspect of the invention allows the presence server not just to be updated with values from the source, but allows the modification of the values as a function of the source values and time and space. In addition, it allows the management of valid or invalid values and related storage optimizations.

A presence value $P(t, S)$ can be considered as a two-variable function of space (S) and time (t). Similarly, the validity of a presence value $V(t, S)$

can also be considered as a two-variable function of space and time. The space domain defines the relation of the presence value to the sources of the value. Validity can be considered as a continuous probability value or as a discrete value (e.g., valid/invalid).

An example would be of a space-time defined value of “availability” in a chat room. The value can be considered as a function of time and location. The value can be obtained from a calendar (as a function of time) and the network location may be used to dictate the availability (not-available at home, but available at the work place).

4. Presence Format

Presence content can be divided in the following classes:

Reachability (in network coverage, GPRS attached, etc).

Availability (available for IM, in meeting, busy, etc).

Personal status (mood, etc.)

Location (user given location, geographical/network location)

Client Capabilities

Some of the values are static and some can be dynamically updated. An important aspect of presence format is that presence values may be created dynamically. In that case, both the format itself and its presentation to the IM user need to support this. One of the most prominent technologies to express such presence information is XML. An example of the presence value format with XML could be as follows:

```
<presvalue>
  <operation>update</operation>
  <name>profile</name>
  <class>availability</class>
  <scope>client</scope>
  <format>text charset ISO-8859-1</format>
  <value>silent</value>
```

```

    <privacy>allowall</privacy>
    <restrictedaddr>23456</restrictedaddr>
    <allowedaddr>23456</allowedaddr>
    <time>14112000165301</time>
  </presvalue>

```

Operations: create, delete, update

MESSAGING

1. Messaging with a Buddy List

Instant messaging via a buddy list is presented in Fig. 5A (M = message content; G = group identifier). In this messaging model, the IM user maintains one or more buddy lists on the server. The IM user owning the buddy list may send messages 140 to either one or more recipients separately or to the whole buddy list via the IM server. The recipient IM client of the relayed message 142 is not necessarily aware of the buddy list and cannot refer to the buddy list with its reply.

The presence of users in the buddy list is not an integral part of messaging with a buddy list; the information must be either requested separately or subscribed.

The originator of a message may optionally request a delivery report message 144, 146. This message is sent by the IM server to the originator when the message reaches the recipient IM client.

The management of the buddy lists is done via user group management, to be disclosed in the management of user groups subheading in detail below under the heading Subscriber and User Group Functions.

A buddy list part of the messaging portion of the IM service capabilities layer 12 of an IM client 20 is shown in Fig. 5B. It includes means 150 for providing a message primitive on a line 140 which may contain information elements shown in detail in Table 10 and which may be provided

on a line 154 from the IM services layer 10 of the client 20. After delivery of the message by the server to the intended recipient(s) as shown by the relayed message 142 of Fig. 5A, the server provides the delivery primitive on the line 144 back to the sending client which is received in a means 156 for receiving the delivery primitive and providing information elements such as listed in Table 11 on a line 158 to the IM services layer 10 of the IM client 20. The IM client is also responsive to messages from other clients, such as the message primitive on the line 142 provided to a means 160 for receiving message primitives and providing information elements such as the information elements listed in Table 10 on a line 162 to the IM services layer 10.

Again, it should be realized that the illustration of Fig. 5B shows both the sending of the message 140 and the receiving of the same message relayed by the server in a single client even though there would be two actual clients involved, as shown in Fig. 5A. The reason that it shown this way in Fig. 5B is because both the capability to send message primitives and to receive message primitives should in most cases both be embodied in a given device in order to fully participate in bi-directional messaging. Therefore, it will be understood that the message on the line 140 that is relayed from the first IM client by the server is received on the line 142 by another IM client in the scenario described above.

Fig. 5C shows the IM client technologies layer 27a at the server in detail as it pertains to messaging with buddy lists. The message primitive on the line 140 discussed above is received by a means 164 that provides the information elements of Table 10 on a line 166 to the subscriber/interconnection management layer 27b at the IM server 27. After the server relays the message on the line 142 to the recipient IM client, it provides the information elements of the delivery primitive, as shown in Table 11 on a line 168 to a means 170 for providing the delivery primitive to the sending client on the line 144. Similarly, the server can receive messages from other clients and in response provides information elements of Table 10

on a line 172 to a means 174 for providing message primitives to clients, as shown, for instance, by the message primitive on the line 142 to the client of Fig. 5B.

2. Messaging via Private Group

Instant messaging via a private user group is presented in Fig. 6A. In this messaging model, the IM user maintains one or more private user groups on the server. The IM user may invite one or more members of the group to a chat session using an invite group message 180 (see Table 12). Referring to Fig. 6B, the InviteGroup primitive is shown on the line 180 being provided from a means 181 for providing the InviteGroup primitive in response to the information elements shown in Table 12 being provided on a line 181a from the IM services layer 10 of the client 20. This is multi-user invitation as provided by the Inv-User-List information element shown in Table 12. The changes in the group (new users joined and left) are indicated to all parties with a group info message such as that shown in Table 16.

All the users may send messages according to Table 10 either to each other privately or to all recipients in the user group.

The owner of the private user group may “kick out” i.e. involuntarily remove users from the chat session via group management operations to be disclosed below in another section.

The presence primitive of Table 4 may be an integral part of the service so that each user joining the chat session may automatically receive the presence information of the other users (via automatic subscription), e.g., as shown by a presence primitive on a line 186. In response to the invite group primitive on the line 180, as shown in Fig. 6A, the IM server provides an InviteUser primitive on a line 188 to an invited IM client (as well as other IM clients, if applicable). Each such invited IM client will respond with a JoinGroup primitive on a line 190 back to the server containing information elements as per Table 15. The authorization of the presence information is

done when joining the session and not done separately (see the last IE in Table 15).

Each of the users may send a leave group message to finish the chat session with a leave group primitive message 192 (see Table 17) and the corresponding group left acknowledgement on a line 194 (see Table 18). If IM user is forced to leave the group, it receives only the group left message.

The originator may optionally request delivery report (Table 11) which is sent by the IM server when the message reaches the recipient IM client. If message is sent to multiple recipients, a delivery report is received independently for each recipient in the same way as shown in Fig. 5A.

Fig. 6B shows the instant messaging via private user group part of the IM service capabilities layer 12 of the client 20. In addition to the means providing the InviteGroup primitive, discussed above, various other means for providing the other primitives of Fig. 6A are shown as well. The invite user primitive on the line 188 is shown being received by a means 200 for receiving the InviteUser primitive and providing information elements on a line 202 corresponding to those shown in Table 13 used for a single user invitation. If the invitation is accepted, the IM services layer provides the information elements of Table 15 on a line 204 to a means 206 for providing the JoinGroup primitive on the line 190 to the IM server. An InviteInfo primitive is provided on a line 208 from the IM server to a means 210 responsive to such a primitive for providing the information elements shown in Table 14 on a line 212 to the IM services layer 10 of the client. The presence primitive on the line 186 may be provided to means 212 for providing information elements of Table 4 on a line 214 to the IM services layer of the client. In addition to sending a message on the line 182, as mentioned previously in Fig. 6A, the client may also receive a message primitive on a line 216, as shown in Figs. 6A and 6B. The IM service capabilities layer 12, as shown in Fig. 6B, will have means 218 responsive to information elements contained in Table 10 on a line 220 for providing the

message primitive on the line 182. Similarly, means 222 are provided responsive to the incoming message primitive on the line 216 for providing the information elements shown in Table 10 on a line 224 to the IM services layer 10 of the client. An UpdatePresence primitive may be provided autonomously on a line 226 from means 228 responsive to information elements such as shown in Table 2 and provided by the IM services layer on a line 230. The LeaveGroup primitive on the line 192 may be provided by a means 232 responsive to information elements such as shown in Table 17 provided on a line 234 from the IM services layer 10 of the IM client 20. The GroupLeft primitive is provided to a means 236 for providing the information elements of Table 18 on a line 238 to the IM services layer 10. Finally, a GroupChange primitive may be provided on a line 240 by the IM server to a means 242 for providing information elements corresponding to Table 16 on a line 244 to the IM services layer 10.

The various primitives of Fig. 6B are shown in Fig. 6C on the IM server 27 side.

Fig. 6C shows the instant messaging via private user group portion of the IM client technologies layer 27a of the IM server 27 of Fig. 1B. All of the primitives shown in Fig. 6B are also shown in Fig. 6C. In response to the InviteGroup primitive on the line 180, a means 250 provides the information elements of Table 12 on a line 252 to the subscriber/interconnection management layer 27b at the server 27. The server in turn invites one or more users by providing the information elements of Table 13 on a line 254 to a means 256 for providing an InviteUser primitive on the line 188. One or more of the invited users provides back a JoinGroup primitive on the line 190 to a means 258 for receiving such JoinGroup primitives and in response thereto providing the information elements thereof according to Table 15 on a line 260 to the subscriber/interconnection management layer 27b at the server 27. The InviteInfo primitive on the line 208 is provided by means 262 in response to the information elements contained in Table 14 provided on a line 264 from

the subscriber/interconnection management layer 27b at the server 27. This contains an indication of acceptance or refusal by the invited user to the inviting IM client. As mentioned in connection with Figs. 6A and 6B, the presence primitive on the line 186 may be provided by a joining user according to the presence values the joining user would like to authorize to the group as per the last information element in the JoinGroup primitive as listed in Table 15. This presence primitive on the line 186 may be provided by means 266 for providing a presence primitive from the server in response to the information elements provided on a line 268 as listed in Table 4 and as provided by the subscriber/interconnection management layer 27b at the server 27. Messaging may then occur for instance as shown by the message primitive on the line 182 in Fig. 6A from the inviting IM client to the IM server. This is received in the server by means 270 for receiving such a message primitive and providing the information elements of Table 10 on a line 272 to the subscriber/interconnection management layer 27b at server 27. The server then relays this message to the IM client who was the invited user in Fig. 6A as shown by the message primitive on the line 216 provided by means 274 for providing such a message primitive in response to information elements provided on a line 276 having the information element content shown in Table 10 from the subscriber/interconnection management layer 27b at server 27. Likewise, the invited IM client of Fig. 6A can send a message on a line 184 to the IM server. This message primitive is provided to the means 270 for receiving such a message primitive and the information elements according to Table 10 are then provided on the line 272 to the subscriber/interconnection management layer 27b at the server 27 and relayed back on the line 276 to the means 274 for providing such a message primitive and thence on a line 278 to the inviting client.

Regarding the updating of presence by an IM client, such a primitive is shown on the line 226 being received by means 280 for receiving an update presence primitive and providing the information elements as listed in Table 2

on a line 282 to the subscriber/interconnection management layer 27b at server 27. This updated presence is then available to members of the private user group.

The LeaveGroup primitive on the line 192 is provided to means 284 for receiving a LeaveGroup primitive and providing the information elements listed in Table 17 on a line 286 to the subscriber/interconnection management layer 27b at server 27. A GroupLeft primitive on the line 194 is then provided by means 288 in response to information elements provided on a line 290 according to Table 18 from the subscriber/interconnection management layer 27b at the server 27. Finally, the subscriber/interconnection management layer 27b at server 27 may provide the information elements of Table 16 on a line 292 to a means 294 for providing the group change primitive on the line 240 as shown in Figs. 6B and 6A to provide a list of recently joined/left IM users.

3. Messaging Via a Public User Group

Messaging via a public user group is presented in Figs. 7A, 7B and 7C. The basic difference between public and private user group is that the IM service provider manages the user group and all IM users join to the group instead of inviting other IM users to the group. The public user groups are often created under some particular topic (chat rooms).

The messaging and presence parts of the public user group works similarly than with private user group.

The IM service provider may maintain a set of different user groups for various discussion topics.

Also, due to their self-explanatory nature in light of the private user group discussion above, a detailed description of Figs. 7A, 7B and 7C is omitted and it will be realized that the main difference between messaging via public user group and private user group is the fact that the InviteUser,

InviteGroup, and InviteInfo primitives are absent because of the fact that the public user group is created and managed by the IM service provider.

4. Primitives and Information Elements

Primitive	Direction
Message	IM Client ↔ IM Server
Delivery	IM Server → IM Client
InviteGroup	IM Client ↔ IM Server
JoinGroup	IM Client → IM Server
LeaveGroup	IM Client → IM Server
GroupLeft	IM Server → IM Client

Table 9. Primitives for messaging via user group

Information Element	Req	Description
Message-Type	Mandatory	Message identifier
Version	Mandatory	Version of the IM specification
Own-Client-ID	Mandatory	The identification of the sending IM client.
Own-User-ID	Mandatory	The subscriber identification of the sending IM user
Req-Client-ID	Conditional	The identification of the recipient IM client, if message is targeted to single IM client only.
Req-User-ID	Conditional	The subscriber identification of the recipient IM user if individual messaging is requested
Group-ID	Conditional	Identifies the group if messaging is requested via buddy list
Join-ID	Conditional	Dynamic identification of the join session. Present if messaging is requested via public or private user group.
Content-Type	Mandatory	The content type of the instant message
Content	Optional	The content of the instant message

Table 10. Message

Information Element	Req	Description
Message-Type	Mandatory	Message identifier
Version	Mandatory	Version of the IM specification
Req-User-ID	Mandatory	The subscriber identification of the recipient IM user if individual messaging is requested
Message-ID	Mandatory	Identifies the message the report is referring to.
Group-ID	Optional	Identifies the group if messaging is requested via group
Delivery-Status	Mandatory	Identifies the status of the delivery

Table 11. Delivery

Information Element	Req	Description
Message-Type	Mandatory	Message identifier
Version	Mandatory	Version of the IM specification
Transaction-ID	Mandatory	Identification of the invite transaction
Own-Client-ID	Mandatory	Identification of the inviting IM client
Own-User-ID	Mandatory	The subscriber identification of the inviting IM user
Inv-User-List	Mandatory	A list of IM users invited to the group
Group-ID	Mandatory	Identification of the group the IM user is invited to

Table 12. InviteGroup

Information Element	Req	Description
Message-Type	Mandatory	Message identifier
Version	Mandatory	Version of the IM specification
Transaction-ID	Mandatory	Identification of the invite transaction
Own-Client-ID	Mandatory	Identification of the inviting IM client
Own-User-ID	Mandatory	The subscriber identification of the inviting IM user
Req-Client-ID	Mandatory	Identification of the invited IM client
Req-User-ID	Mandatory	Identification of the invited IM user
Group-ID	Mandatory	Identification of the group the IM user is invited to

Table 13. InviteUser

Information Element	Req	Description
Message-Type	Mandatory	Message identifier
Version	Mandatory	Version of the IM specification
Own-Client-ID	Mandatory	Identification of the inviting IM client
Own-User-ID	Mandatory	Identification of the inviting IM user
Req-User-ID	Mandatory	Identification of the invited IM user
Inv-User-List	Mandatory	A list of IM users invited to the group
Group-ID	Mandatory	Identification of the group the IM user is invited to
Join-Acceptance	Mandatory	Indicates if the IM user approves the invitation or not
Reject-Reason	Optional	A textual comment indicating why join was not possible.

Table 14. InviteInfo

Information Element	Req	Description
Message-Type	Mandatory	Message identifier
Version	Mandatory	Version of the IM specification
Transaction-ID	Mandatory	Identification of the invite transaction
Group-ID	Mandatory	Identifies the group the IM user is invited to
Join-Acceptance	Mandatory	Indicates if the IM user approves the invitation or not
Reject-Reason	Optional	A textual comment indicating why join was not possible.
Join-Properties	Mandatory	The properties for the group, such as nickname, blocked IM users
Presence-Value-List	Optional	The presence values the IM user would like to authorise to the group.

Table 15. JoinGroup

Information Element	Req	Description
Message-Type	Mandatory	Message identifier
Version	Mandatory	Version of the IM specification
Transaction-ID	Mandatory	Identifies the invite or modify join transaction
Group-ID	Mandatory	Identifies the IM group
Joined-User-List	Optional	A list of recently joined IM users
Left-User-List	Optional	A list of recently left IM users

Table 16. GroupChange

Information Element	Req	Description
Message-Type	Mandatory	Message identifier
Version	Mandatory	Version of the IM specification
Transaction-ID	Mandatory	Identifies the leave transaction
Own-Client-ID	Mandatory	The own identification of the IM client
Own-User-ID	Mandatory	The own identification of the IM user
Group-ID	Mandatory	The identification of the group being left
Join-ID	Mandatory	Dynamic identification of the join session.

Table 17. LeaveGroup

Information Element	Req	Description
Message-Type	Mandatory	Message identifier
Version	Mandatory	Version of the IM specification
Transaction-ID	Optional	Identifies the possible leave transaction
Own-Client-ID	Mandatory	The client identification left from group
Own-User-ID	Mandatory	The user identification left from group
Group-ID	Mandatory	The group being left
Join-ID	Mandatory	Dynamic identification of the terminated join session.
Left-Reason	Mandatory	The reason the group is left (own request, kicked off, etc).

Table 18. GroupLeft

SUBSCRIBER AND USER GROUP FUNCTIONS

1. Management of IM User Profile

The definition or management of IM User profiles from the client side is outside the scope of the present invention. WAP browsing or any other

applicable browsing technology, such as HTML would be quite valid and acceptable approaches.

2. Management of User Groups

The IM user may manage private user groups and buddy lists in the IM server.

A private user group or buddy list is created using a CreateGroup message 400 as shown in Fig. 8A. The message contains information about the requested properties of the group as well as initial IM users belonging to the group (see the Information Elements listed in Table 20). The IM server will reply with a GroupInfo message 402 indicating the accepted properties of the group (see Table 21).

The IM user may request group or buddy list info with a GetGroupInfo message 404 (see Table 22). The group info request may be limited to the owner of the group or buddy list. In response, a group information primitive (GroupInfo) is provided on a line 406 (see Table 21) by the IM Server.

The IM user owning the user group or buddy list may change its properties, add and delete new IM users in the group, etc. using a Modify Group primitive on a line 408 (see Table 23). A GroupInfo message back 410 acknowledges the request (see Table 21).

The owner of the private group or buddy list may send DeleteGroup message 412 to permanently remove the user group or buddy list (see Table 24).

Finally, a ModifyJoin primitive may be provided by an IM client on a line 414 (see Table 25).

Referring now to Fig. 8B, the CreateGroup primitive on the line 400 of Fig. 8A is also shown in Fig. 8B being provided by a means 420 for providing the CreateGroup primitive in response to information elements as per Table 20 provided on a line 422 from the user group management portion of the IM services layer 12 at the IM client 20. Similarly, the GroupInfo primitive on

the line 402 of Fig. 8A is also shown in Fig. 8B being provided to a means 424 for receiving the GroupInfo primitive and, in response thereto, providing information elements as per Table 21 to the IM services layer 12.

The GetGroupInfo primitive on the line 404 is provided by means 428 for providing same in response to information elements according to Table 22 on a line 430 from the IM services layer 12.

The ModifyGroup primitive on the line 408 of Fig. 8A is shown also in Fig. 8B as provided by a means 432 for providing same in response to information elements according to Table 23 on a line 434 from the user group management portion of the IM services layer 12 at the client 20. This layer also provides information elements according to Table 24 on a line 436 to means 438 for providing the DeleteGroup primitive on the line 412. Likewise, the user group management portion of the IM services layer 12 at the IM client 20 provides information elements according to Table 25 on a line 440 to means 442 for providing the ModifyJoin primitive on the line 414.

Referring now to Fig. 8C, the CreateGroup primitive provided by an IM client as shown in Fig. 8A is received by the IM server at the IM client technologies layer 27a by means 450 for providing information elements according to Table 20 on a line 452 to the subscriber/interconnection management layer 27b at the IM server 27 on Fig. 1B. This layer provides information elements according to Table 21 on a line 454 to means 456 for reporting group info with the GroupInfo primitive on the line 402.

The GetGroupInfo primitive on the line 404 is provided to means 458 for receiving a request for group information and providing the information elements of Table 22 on a line 460 to the subscriber/interconnection management layer 27b at the IM server 27.

Means 462 are also provided at the IM client technologies layer 27a of the IM server 27 for receiving a ModifyGroup primitive on a line 408 for providing information elements on a line 464 according to Table 23. A DeleteGroup primitive on the line 412 is provided to means 466 for receiving

a request to delete a group and, in response thereto, providing information elements according to Table 24 on a line 468 to the subscriber/interconnection management layer 27b at server 27.

Finally, means 470 is responsive to the ModifyJoin primitive on the line 414 comprising an invitation to join a group, for providing information elements according to Table 23 on a line 472 to the subscriber/interconnection management layer 27b at server 27.

The management of public user groups is out of the scope of this invention.

3. Searching User Groups

An IM user may search user groups based on various information, such as topic of the group, IM users of the group, etc., using a SearchGroup primitive (I = error info) as shown in Fig. 9A on a line 500 (see Table 26). The search is mainly limited to public user groups. The IM server replies with the GroupInfo message on a line 502 indicating the groups that match the search criteria (see Table 21).

An IM user may also search for groups that contain IM users having certain presence capabilities using a SearchUsers primitive on a line 504 (see Table 27). In this case, the IM server replies with a GroupInfo message on a line 506 indicating the groups that match the search criteria. The IM user may also search directly the IM users having certain presence properties using the SearchUsers primitive on a line 508 even if they are not joined to any group. In this case, the IM server replies with presence information of the IM users matching the search criteria as shown by a return by the IM server of a Presence primitive on a line 510 to the IM client.

The IM user may limit its presence and group information not to be used in search requests for privacy reasons.

Referring now to Fig. 9B, the IM service capabilities layer of the IM client 20 is shown in part for carrying out the searching functions of Fig. 9A

in conjunction with the IM services layer 10 of Fig. 1B. This IM service layer 10 can provide information elements according to Table 26 on a line 512 to a means 514 for providing the SearchGroups primitive on the line 500. The GroupInfo primitive on the line 502 or on the line 506 of Fig. 9A is provided from the IM server to a means 516 for receiving the GroupInfo primitive and providing the information elements of Table 21 on a line 518 to the IM services layer 10 at the client 20. The IM services layer 10 can also provide information elements corresponding to those in Table 27 on a line 520 to means 522 for providing the SearchUsers primitive on the line 504 or on the line 508. The Presence primitive on the line 512 of Fig. 9A is provided to a means 524 for providing information elements corresponding to those in Table 4 on a line 526 to the IM services layer 10.

Referring now to Fig. 9C, the SearchGroup primitive on the line 500 is provided to means 526 for receiving the SearchGroup primitive and providing information elements corresponding to those in Table 26 on a line 528 to the subscriber/interconnection management layer 27b of the IM server 27. This layer 27b provides information elements corresponding to those in Table 21 on a line 530 to a means 532 for providing the GroupInfo primitive on the line 502 or the line 506.

As mentioned in connection with Fig. 9A, a SearchUsers primitive may be provided on a line 504 or on a line 508 to means 534 for receiving a SearchUser primitive and providing information elements according to Table 26 on a line 536 to the subscriber/interconnection management layer 27b at server 27. In response, the layer 27b may provide a GroupInfo primitive as described before or presence information elements as shown in Table 4 for instance and as provided on a line 538 to means 540 for providing the presence primitive on the line 510.

Primitive	Direction
CreateGroup	IM Client → IM Server
GetGroupInfo	IM Client → IM Server
GroupInfo	IM Server → IM Client
ModifyGroup	IM Client → IM Server
ModifyJoin	IM Client → IM Server
DeleteGroup	IM Client → IM Server
SearchGroups	IM Client → IM Server
SearchUsers	IM Client → IM Server

Table 19 Primitives for User Group Management

Information Element	Req	Description
Message-Type	Mandatory	Message identifier
Version	Mandatory	Version of the IM specification
Transaction-ID	Mandatory	Transaction identifier of the create group transaction
Own-Client-ID	Mandatory	The identification of the IM client.
Own-User-ID	Mandatory	The identification of the creator of the group
Group-Properties	Optional	The requested properties of the group
All-Users-List	Optional	A list of initial IM users being member of the group

Table 20. CreateGroup

Information Element	Req	Description
Message-Type	Mandatory	Message identifier
Version	Mandatory	Version of the IM specification
Transaction-ID	Mandatory	Identifies the invite or get info transaction
Group-ID	Mandatory	Identifies the IM group
Group-Properties	Optional	A list of group properties
Joined-User-List	Optional	A list of all joined IM users
All-User-List	Optional	A list of all IM users being member of the group

Table 21. GroupInfo

Information Element	Req	Description
Message-Type	Mandatory	Message identifier
Version	Mandatory	Version of the IM specification
Transaction-ID	Mandatory	Transaction identifier of the get info transaction
Own-Client-ID	Mandatory	The identification of the requesting IM client
Own-User-ID	Mandatory	The identification of the requesting IM user
Group-ID	Mandatory	The identifier of the group

Table 22. GetGroupInfo

Information Element	Req	Description
Message-Type	Mandatory	Message identifier
Version	Mandatory	Version of the IM specification
Transaction-ID	Mandatory	Transaction identifier of the modify group transaction
Own-Client-ID	Mandatory	Identification of the requesting IM client
Own-User-ID	Mandatory	Identification of the requesting IM user
Group-ID	Mandatory	Identification of the group
Group-Properties	Optional	The requested properties of the group.
New-Users-List	Optional	A list of IM users to be added to the user group
Delete-Users-List	Optional	A list of IM users to be deleted from the user group

Table 23. ModifyGroup

Information Element	Req	Description
Message-Type	Mandatory	Message identifier
Version	Mandatory	Version of the IM specification
Transaction-ID	Mandatory	Transaction identifier of the delete group transaction
Own-Client-ID	Mandatory	Identification of the requesting IM client
Own-User-ID	Mandatory	Identification of the requesting IM user
Group-ID	Mandatory	Identification of the group to be deleted

Table 24. DeleteGroup

Information Element	Req	Description
Message-Type	Mandatory	Message identifier
Version	Mandatory	Version of the IM specification
Transaction-ID	Mandatory	Identification of the modify transaction
Own-Client-ID	Mandatory	Identification of the IM client
Own-User-ID	Mandatory	Identification of the IM user
Group-ID	Mandatory	Identifies the user group
Join-ID	Mandatory	Dynamic identification of the join session
Join-Properties	Mandatory	The properties for the group, such as nickname, blocked IM users, etc.

Table 25. ModifyJoin

Information Element	Req	Description
Message-Type	Mandatory	Message identifier
Version	Mandatory	Version of the IM specification
Transaction-ID	Mandatory	Identifies the search transaction
Own-Client-ID	Mandatory	Identifies the requesting IM client
Own-User-ID	Mandatory	Identification of the requesting IM user
Group-Properties	Mandatory	Searching criteria in terms of group properties

Table 26. SearchGroups

Information Element	Req	Description
Message-Type	Mandatory	Message identifier
Version	Mandatory	Version of the IM specification
Transaction-ID	Mandatory	Identifies the search transaction
Own-Client-ID	Mandatory	Identification of the requesting IM client
Own-User-ID	Mandatory	Identification of the requesting IM user
SearchUserList	Mandatory	A list of IM users to be searched

Table 27. SearchUsers

SHARED CONTENT MANAGEMENT

As shown in Fig. 10A, an IM user is able to store arbitrary content to the IM server by sending the content within a StoreContent message primitive on a line 550. The content storage is done in the scope of a user group. The IM server sends a ContentInfo message (U = header info) on a line 552 to all IM users in the group to indicate new stored content, or just to the sender (Status) indicating that content could not be stored. The IM user may define limited access rights to the content.

An alternative way to handle shared content in the server is that content info of a new content is not sent every time, but the IM users may request the information of all stored content with a GetContentInfo message on a line 560.

A store request to an existing content will replace the existing content with new ContentInfo messages.

Based on defined access rights, the IM users may send a GetContent message on a line 562 to retrieve the content and send DeleteContent message on a line 564 to permanently remove the content. In response to the GetContent primitive on the line 562, the IM server provides the content, if appropriate, in a ReceiveContent primitive on a line 565.

Referring now to Fig. 10B, the shared content management portion of the user group management part 12e of the IM service capabilities layer 12 of

the IM client 20 of Fig. 1B is shown in conjunction with the IM services layer 10 for interfacing with the IM session layer 14 and from there via the IM transport layer 16 over the connection 29 to the IM server 27 of Fig. 1B. The StoreContent primitive 550 of Fig. 10A is shown in Fig. 10B being provided by a means 600 that provides same in response to information elements according to Table 29 provided on a line 602 from the IM services layer 10. The content management portion of the user group management part of the IM service capabilities layer 12e also has means 604 responsive to the ContentInfo primitive on the line 552 for providing information elements according to Table 31 on a line 606 to the IM services layer 10. A client is also able, by means of the IM services layer 10 to provide information elements on a line 608 corresponding to those listed in Table 33 to a means 610 for providing the GetContentInfo primitive on the line 560. The ReceiveContent primitive on the line 565 is provided to a means 612 for receiving same and providing information elements on a line 614 corresponding to those listed in Table 30. This would not only be received in response to a GetContent primitive provided on the line 562 from means 616 that in turn has received information elements on a line 618 from the IM services layer corresponding to those listed in Table 32.

Finally, a client is able to delete content by means of the primitive on the line 564 by means 620 for providing same in response to information elements provided on a line 622 corresponding to those listed in Table 34.

Turning now to Fig. 10C, a part of the IM technologies layer 27a at the IM server 27 relating to content management is shown in conjunction with the subscriber/interconnection management layer 27b for interfacing with the lower layers of the IM server 27 with the primitives shown in Figs. 10A and 10B.

A means 650 is shown responsive to the StoreContent primitive on the line 550 for receiving same and providing information elements on a line 652

corresponding to the information elements listed in Table 29 to the subscriber/interconnection management layer 27b.

Means 654 are included so as to be responsive to the GetContentInfo primitive on the line 560 for receiving same and providing information elements on a line 656 indicative of the information elements listed in Table 33. In response, the subscriber/interconnection management layer 27b at the server 27 can provide information elements on a line 658 corresponding to those listed in Table 31 to means 660 for providing the ContentInfo primitive on the line 552.

The GetContent primitive on the line 562 is provided to a means 662 for receiving same and providing information elements corresponding to those listed in Table 32 on a line 664 to the subscriber/interconnection management layer 27b. Content is then provided in the form of information elements listed in Table 30 for instance, if appropriate, on a line 666 to a means 668 for providing the ReceiveContent primitive on the line 565.

Finally, the DeleteContent primitive on the line 564 is provided to means 670 for receiving same and providing information elements such as listed in Table 34 on a line 672 to the subscriber/interconnection management layer 27b at server 27 which then takes the appropriate steps to delete the content indicated by the last item of Table 34.

Primitives and Information Elements for Shared Content Management

Primitive	Direction
StoreContent	IM Client → IM Server
ContentInfo	IM Server → IM Client
GetContent	IM Client → IM Server
ReceiveContent	IM Server → IM Client
GetContentInfo	IM Client → IM Server
DeleteContent	IM Client → IM Server

Table 28 Shared Content Management Primitives

Information Element	Req	Description
Message-Type	Mandatory	Message identifier
Version	Mandatory	Version of the IM specification
Transaction-ID	Mandatory	Identifies the store transaction
Own-Client-ID	Mandatory	Identifies the requesting IM client
Own-User-ID	Mandatory	Identifies the requesting IM user
Group-ID	Mandatory	Identification of the group
Content-Properties	Mandatory	Identifies the properties of the content, such as header, sharing, etc.
Content-Header	Mandatory	Header of the content
Content-Type	Mandatory	Type of the stored content
Content	Optional	Stored content

Table 29. StoreContent

Information Element	Req	Description
Message-Type	Mandatory	Message identifier
Version	Mandatory	Version of the IM specification
Transaction-ID	Mandatory	Identifies the retrieval transaction
Group-ID	Mandatory	Identification of the group
Content-ID	Mandatory	Identifies the content
Content-Header	Mandatory	Header of the content identifying the properties of the content.
Content-Type	Mandatory	Type of the stored content
Content	Mandatory	Stored content

Table 30. ReceiveContent

Information Element	Req	Description
Message-Type	Mandatory	Message identifier
Version	Mandatory	Version of the IM specification
Transaction-ID	Mandatory	Identifies the store or get content info transaction
Content-Header-List	Mandatory	List of content headers
Content-Status	Optional	Status of the store or delete operation

Table 31. ContentInfo

Information Element	Req	Description
Message-Type	Mandatory	Message identifier
Version	Mandatory	Version of the IM specification
Transaction-ID	Mandatory	Identifies the retrieval transaction
Own-Client-ID	Mandatory	Identifies the requesting IM client
Own-User-ID	Mandatory	Identifies the requesting IM user
Content-ID	Mandatory	Identifier of the requested content

Table 32. GetContent

Information Element	Req	Description
Message-Type	Mandatory	Message identifier
Version	Mandatory	Version of the IM specification
Transaction-ID	Mandatory	Identifies the content info transaction
Own-Client-ID	Mandatory	Identifies the requesting IM client
Own-User-ID	Mandatory	Identifies the requesting IM user
Group-ID	Mandatory	Identifies the user group

Table 33. GetContentInfo

Information Element	Req	Description
Message-Type	Mandatory	Message identifier
Version	Mandatory	Version of the IM specification
Transaction-ID	Mandatory	Identifies the delete transaction
Own-Client-ID	Mandatory	Identifies the requesting IM client
Own-User-ID	Mandatory	Identifies the requesting IM user
Group-ID	Mandatory	Identifies the group
Content-ID	Mandatory	Identifies the content to be deleted

Table 34. DeleteContent

EXCEPTION MANAGEMENT

1. IM Application Exception Management

In general, there are two mechanisms for the exception handling: a transaction may have its own error handling or it may rely on the general mechanism. For backward compatibility reasons, the own error handling in the transaction may always been replaced by the general error handling. This section describes the general error handling mechanism, presented in Fig. 11A.

A transaction is identified by the transaction identifier (T) in the requesting primitive ("Request") on a line 700 from a client to a server or on a line 702 from a server to a client. The IM server or client replies back with a Status message on a line 704 or 706, indicating the success or failure of the transaction as well as further clarifying information.

Even if the transaction defines its own error handling, the requesting IM client or IM server must be prepared to receive the Status message instead. In this way, the requested entity may inform that it is not capable to handle the transaction.

Fig. 11B shows exception handling at the IM service capabilities layer 12 of the IM client 20 of Fig. 1B. It is not particular to any subpart thereof

since the status message is generally used throughout the IM service capabilities layer as shown in the various message flow diagrams in detail above. In response to an incoming primitive ("Request") on the line 702, a means 710 for responding such a request by a server provides information elements corresponding thereto on a line 712 to means 714 for determining success or failure in carrying out the request. Success is indicated by a signal on a line 716 while failure is indicated on a line 718 to a means 720 for providing the status primitive on the line 706. This primitive has information elements such as shown in Table 36 and includes status codes such as shown in Table 37.

Likewise, on the server side as shown in Fig. 11C, a request such as that provided on the line 700 from an IM client is provided to means 730 for responding to such a request by a client at the server with a signal on a line 732. A means 734 determines success or failure in carrying out the request and indicates success on a line 736 or failure on a line 738 to means 740 for providing the status primitive on the line 704 having a structure of information elements such as shown in Table 35 with an explanation of status codes such as shown in Table 37.

2. Primitives and Information Elements

Primitive	Direction
Status	IM Client → IM Server
Status	IM Server → IM Client

Table 35. Messages in general error handling.

Information Element	Req	Description
Message-Type	Mandatory	Message identifier
Version	Mandatory	Version of the IM specification
Transaction-ID	Mandatory	Identifies the transaction requested
Status	Mandatory	Status value
Message-ID	Conditional	Identifies the message to be delivered, if message delivery transaction.
Group-ID	Conditional	Identifies the user group, if user group is involved in transaction
Join-ID	Conditional	Dynamic identification of the join session. Present if join was successful.

Table 36. Status

Class	Code	Description
None	Ok	Message identifier
Service Provisioning	No subscription	
	No credit	
Message Content	Invalid field	
Network	Request not supported	
Authorisation	Some presence values denied	
	All presence values denied	

Table 37. Explanation of status codes

DEFINITIONS FOR INFORMATION ELEMENTS

Information element	Definition
All-Users-List	The user list contains a list or zero or more IM user identifications. For further info, see Own-User-ID.
Authorise-Status	The authorise status contains enumerated values indicating the status of the authorisation request. The values are: not supported, successful, failure
Content	The content may be any MIME content, such as text/plain.
Content-Header	The content header consists of the following information: owner User-ID of the content, Content-Type, textual header describing the content, size of the content and sharing information.
Content-Header-List	A list of content headers within an IM user group. For further info, see Content-Header.
Content-ID	Content-ID is a textual identification of the content, based on RFC2557 format.
Content-Status	The status of the content storage or delete request. Values are: not supported, successful, failure.
Content-Type	The MIME type of the stored content
Delete-Users-List	A list of IM users to be deleted. For further info, see Own-User-ID.
Delivery-Status	Indicates the delivery status of the message: delivered, expired, rejected, failure, etc.
Group-ID	The identification of the IM user group. The identification is based on either E.164 numbering plan or to email address.
Group-Properties	The properties of the group: buddy list, private or public, owner of the group, open or closed user group, features

	available such as content storage, maximum number of IM users.
Inv-User-List	A list of IM users to be invited to a chat session via private user group.
Join-Acceptance	A status value whether user accepts joining to the user group or not
Join-ID	The dynamic identification of the join session to private or public user group.
Joined-User-List	A list of joined users. For further info, see Own-User-ID.
Join-Properties	The properties of the user joining the group: status in the group (active, silent, etc), blocked IM users, the possible nickname to be used in the group, etc.
Left-Reason	The reason to leave from the user group: requested by user, kicked-off, etc.
Left-User-List	A list of left users. For further info, see Own-User-ID.
Message-Type	The type of the message identifying the version.
New-Users-List	A list of new IM users. For further info, see Own-User-ID.
Own-Client-ID	The own client ID identifies the IM client requesting an operation.
Own-User-ID	The own user ID identifies the IM user requesting an operation. The ID is expressed either by mobile number (E.164 numbering plan) or by email address (RFC-822). In addition, when the IM user is involved in a group, the own user ID can be a nickname which refers to the stored address in the group[m1].
Presence-Value-List	A list of presence values, as described in the presence section above.
Reject-Reason	A textual explanation why invitation to chat was rejected.

Req-User-ID	The requested user ID identifies the IM user which is a destination of a requested operation. The ID is expressed either by mobile number (E.164 numbering plan) or by email address (RFC-822). In addition, when the IM user is involved in a group, the requested user ID can be a nickname which refers to the stored address in the group.
Search-User-List	A list of IM user IDs which are to be searched. For further info, see Own-User-ID.
Status	Status values in general transactions. The values are divided into several classes and subcodes there Status: transaction successful, transaction failure Class: None, Service provisioning, Message Content, Network related, Authorisation Additional information to be presented to the end user.
Version	The version of the IM specification, expressed in <major>.<minor> version style.

Although described in the context of particular embodiments, it will be apparent to those skilled in the art that a number of modifications to these teachings may occur. Thus, while the invention has been particularly shown and described with respect to one or more preferred embodiments thereof, it will be understood by those skilled in the art that certain modifications or changes, in form and shape, may be made therein without departing from the scope of the invention as set forth above and claimed hereafter.

CLAIMS

What is claimed is:

1. A data structure including a plurality of primitives, each primitive for at least temporary storage in a computer-readable medium at a client and in a computer readable medium at a server during transfer of said primitives over a network between the client and the server, characterized in that

the data structure includes a get presence primitive (32) provided from a client of a requesting user to a server to request presence information of a requested user, that the get presence primitive has various information elements including a requesting user identifier, a requested user identifier, and a list of presence values requested, that

the data structure includes a presence primitive (33) provided from the server to the requesting user client to provide the presence information, and that the presence primitive has various information elements including the requested user identifier and a list of presence values supplied.

2. The data structure of claim 1, characterized in that

the data structure includes a request presence authorization primitive (36) provided from the server to a requested user client to request authorization to provide presence information of the requested user to the requesting user, that the request presence authorization primitive includes various information elements including the requesting user identifier, that

the data structure includes an authorize presence primitive (37) provided from the requested user client to the server to authorize transfer of the presence information of the requested user to the requesting user, and that the authorize presence primitive includes various information elements including the requesting user identifier.

3. The data structure of any preceding claim, characterized in that the data structure includes an update presence primitive (31) provided from a client of an updating user to the server to provide updated presence information of the updating user, and that the update presence primitive includes various information elements including an updating user identifier and a list of presence values to be updated.
4. The data structure of any preceding claim, characterized in that the data structure includes a subscribe presence primitive (80) provided from a client of a subscribing user to the server to request a subscription to presence information, and that the subscribe presence primitive includes various information elements including a subscribing user identifier.
5. The data structure of any preceding claim, characterized in that the data structure includes an authorize presence primitive (37, 84) autonomously provided from an initiating client to the server to authorize transfer of presence information of a user of the initiating client to an authorized user, and that the autonomously provided authorize presence primitive includes various information elements including an identifier for identifying the user of the initiating client.
6. The data structure of any preceding claim, characterized in that said presence information is classifiable in any one or more of the following: client reachability, user availability, user personal status, user or client location, and client capabilities.
7. The data structure of any preceding claim, characterized in that

the data structure includes a message primitive (140, 142) provided from a message sending client to the server and from the server to a message receiving client, and that

the message primitive has various information elements including a sending client identifier, a sending user identifier, and a message content type identifier.

8. The data structure of claim 7, characterized in that

the data structure includes a delivery primitive (144, 146) provided from the server to the message sending client, and that

the delivery primitive has various information elements including status of message delivery.

9. The data structure of any preceding claim, characterized in that

the data structure includes a join group primitive (190) provided from a joining client to the server, and that

the join group primitive includes information elements including a group identifier.

10. The data structure of any preceding claim, characterized in that

the data structure includes a leave group primitive (192) provided from a leaving client to the server, and that

the leave group primitive includes various information elements including an identification of a session.

11. The data structure of any preceding claim, characterized in that

the data structure includes a group left primitive (194) provided from the server to a client, and that

the group left primitive includes various information elements including an identifier of a reason for a leaving.

12. The data structure of any preceding claim, characterized in that
the data structure includes a create group primitive (400) provided from
a group creating client to the server, and that
the create group primitive includes various information elements
including a message identifier, a transaction identifier and an identifier of
properties of the group.
13. The data structure of claim 9, characterized in that the join group
primitive includes information elements including a message identifier, a
transaction identifier and said group identifier.
14. The data structure of any preceding claim, characterized in that
the data structure includes a delete group primitive (412) provided from
a deleting client to the server, and that
the delete group primitive includes various information elements
including a message identifier, a transaction identifier and a group identifier.
15. The data structure of any preceding claim, characterized in that
the data structure includes a modify group primitive (408) provided
from a modifying client to the server, and that
the modify group primitive includes various information elements
including a message identifier, a transaction identifier and a group
identification.
16. The data structure of any preceding claim, characterized in that
the data structure includes a get group info primitive (404) provided
from a client requesting group information to the server, and that
the get group info primitive includes various information elements
including a message identifier, a transaction identifier and a group identifier.

17. The data structure of any preceding claim, characterized by said presence values associated with corresponding presence attributes classified and typed according to a standard.

18. A device having means for at least temporarily storing a data structure for transmission or reception, characterized in that said data structure is according to any of the preceding claims.

19. A system having at least one server able to communicate with a plurality of devices, wherein a communication protocol is used between the at least one server and the plurality of devices with a data structure according to any preceding claim.

20. The system of claim 19, characterized by said presence values having associated space and time information useable by said at least one server to modify said presence values or related presence values.

21. The system of claim 19 or 20, characterized by said presence values having a validity attribute associated to space and time information.

22. Presence information service management method for use by a server, characterized by

a step of said server receiving (37, 38, 64; 84) presence authorization messages from users wherein said presence authorization messages are initiated by said users to pre-authorize access to selected presence information of said users, by

a step of said server receiving (31, 35; 86) presence information update messages from updating users wherein said update messages are initiated by said updating users, by

a step of said server receiving (32; 80) presence information request messages from presence service requesting users including users requesting presence information to which a response is required and including subscribing users initially subscribing to presence information to which on-going responses including requested presence information are required, by

a step of said server determining (133f) if access to said requested presence information has been pre-authorized and, if not, requesting authorization (36, 54; 82) from a requested user whose presence information has been requested, and if authorized or pre-authorized, by

a step of said server providing (33) said requested presence information to which a response is expected to said requesting users requesting presence information to which a response is expected and providing (88, 90) requested presence information on an on-going basis to said subscribing users subscribing to presence information to which on-going responses are required, particularly after receiving said presence information update messages from said updating users.

23. The presence information service management method of claim 22, characterized in that each of said presence information request messages comprises a primitive having various mandatory information elements including a message identifier, a transaction identifier, and an identification of a requested user.

24. The presence information service management method of any preceding claim, characterized in that said primitive has at least one optional information element comprising a list of presence values requested.

25. The presence information service management method of any preceding claim, characterized in that said step of requesting authorization from a requested user is carried out by means of an authorization message comprising

a primitive having various mandatory information elements including a message identifier, an authorization request transaction identifier, a requesting user identifier and a list of presence values.

26. The presence information service management method of any preceding claim, characterized in that presence information is authorized by means of said authorization messages from authorizing users each comprising an authorization primitive having various mandatory information elements including a message identifier, an authorization request transaction identifier, a requesting user identifier, and a list of presence values.

27. The presence information service management method of any preceding claim, characterized in that said primitive has at least one optional information element comprising a group identifier if authorization is related to a group.

28. The presence information service management method of any preceding claim, characterized in that a buddy list user maintains one or more buddy lists on a server for sending messages to one or more recipient users separately or to a whole buddy list, wherein the recipient users are not necessarily aware of the buddy list and cannot refer to the buddy list with any replies they make, and said buddy list user maintaining one or more buddy lists on said server is able to access buddy list presence information.

29. The presence information service management method of any preceding claim, further characterized by

a step of said server receiving (190) join group primitives from member users joining a private user group, by

a step of said server providing (186) presence primitives indicative of presence information of member users of said private user group to each

member user upon joining said private user group but not after departing, and by

a step of said server providing (194) group left primitives indicative of departed member users to remaining private user group member users upon receipt (192) of leave group primitives indicative of said departing member users.

30. The presence information service management method of any preceding claim, characterized in that member users are joined by said step of joining only if said join group message is preceded by a step of providing an invitation to join primitive to said joining member user.

31. The presence information service management method of any preceding claim, further characterized by

a step of said server receiving (400) a create group primitive from a member user creating a user group, said create group primitive having information elements indicative of identification of a client used by the user creating the user group, identification of the member user creating the user group, and a list of member users of the user group, by

a step of said server reporting (402) to the member users with a group information primitive indicative of establishment of the user group and selected group information, and by

a step of said server permitting member users of the user group to interchange message primitives.

32. The method of claim 31, further characterized by

a step of said server receiving (404) a request for group information from a requesting member user, and by

a step of said server reporting (406) to the requesting member user with a group information primitive indicative of selected group information.

33. The method of any of the preceding claims 31-32, further characterized by

a step of said server receiving (408) a request to modify said user group from a requesting member user, and by

a step of said server reporting (410) to the requesting member user with a group information primitive indicative of selected group information.

34. The method of the preceding claims 31-33, further characterized by

a step of said server receiving (412) a request to delete said user group from a requesting member user, and by

a step of said server reporting to the member users with a status primitive indicative of disestablishment of said user group.

35. The presence information service management method of claim 22, further characterized by

a step of said server receiving (550) a store content primitive from a storing user and storing any content conveyed in a content information element of said content primitive along with or according to information elements identifying said store content primitive, a store transaction, a storing user, a storing client used by said storing user, a group, properties of said content, and a header of said content, by

a step of said server providing (552) a content information primitive to member users in said group having information elements identifying said content information primitive, said store transaction, and said header, by

a step of said server receiving (562) a get content information primitive from a retrieving user in said group having information elements identifying said get content primitive, a retrieval transaction, the retrieving user, a retrieving client used by said retrieving user, and said group, and by

a step of said server providing (565) a receive content primitive to said retrieving user having information elements identifying said receive content primitive, said retrieval transaction, said group, said content, said header of said content, and having an information element containing shared content for storing among said member users.

36. The method of claim 29, further comprising the steps of
a step of said server receiving (564) a delete content primitive from a deleting user having information elements identifying said delete content primitive, a delete transaction, the deleting user, a deleting client used by said deleting user, said group, and content for deletion, and by
a step of said server deleting said shared content.

37. The presence information service management method of claim 22, further characterized by
a step of said server providing (552) a content information primitive to a notified user from a server having information elements identifying said content information primitive, a store transaction, and a header, by
a step of said server receiving (562) a get content information primitive from said notified user having information elements identifying said get content primitive, a retrieval transaction, and said notified user, and by
a step of said server providing (565) a receive content primitive from said server to said notified client having information elements identifying said receive content primitive, said retrieval transaction, said header, and having an information element containing shared content.

38. The method of claim 34 for adding to said shared content at said server by a storing user, further characterized by a step of said server receiving (550) a store content primitive at said server having content in an information element thereof for said adding to said shared content along with or according

to information elements identifying said store content primitive, a store transaction, the storing user and a header.

39. The method of claim 37 for deleting from said shared content at said server by a deleting user, further characterized by a step of said server receiving (564) a delete content primitive from said deleting user at said server, said primitive having information elements identifying said delete content primitive, a delete transaction, the deleting user and content for deletion.

40. The presence information service management method of any of the preceding claims, further characterized by an exception management method for use in exception handling of a transaction by a user or server in responding to a request by said server or said user, respectively, by

a step of providing a status primitive in said responding to said request for indicating success or failure of said transaction as well as further information contained in information elements of said status primitive, and by

a step of receiving said status primitive in said requesting server or said requesting user for recognizing said indication of success or failure.

41. The method of claim 40, wherein said information elements include a message identifier, a transaction identifier, and a status value indicative of said success or failure.

42. A server for carrying out a presence information service management method for clients, characterized by

means (625; 133p) for receiving presence authorization messages(37, 38, 64; 84) from users wherein said presence authorization messages are initiated by said users to authorize access to selected presence information of said users, by

means (425) for receiving presence information update messages (31, 35; 86) from updating users wherein said update messages are initiated by said updating users, by

means (46s; 133i) for receiving presence information request messages from presence service requesting users including users requesting presence information to which a response is required and including subscribing users initially subscribing to presence information to which on-going responses including requested presence information are required, by

means (133f) for determining if access to said requested presence information has been authorized and, if not, for requesting authorization (133n) from a requested user whose presence information has been requested, and by

means (50s; 133k) for providing said requested presence information to which a response is expected to said requesting users requesting presence information to which a response is expected and for providing requested presence information on an on-going basis to said subscribing users subscribing to presence information to which on-going responses are required, particularly after receiving said presence information update messages from said updating users.

43. The server of claim 42, characterized in that each of said presence information request messages comprises a primitive having various mandatory information elements including a message identifier, a transaction identifier, and an identification of a requested user.

44. The server of any of the preceding claims, characterized in that said primitive has at least one optional information element comprising a list of presence values requested.

45. The server of any of the preceding claims, characterized in that said means for requesting authorization from a requested user provides an authorization message comprising a primitive having various mandatory information elements including a message identifier, an authorization request transaction identifier, a requesting user identifier and a list of presence values.

46. The server of any of the preceding claims, characterized in that presence information is authorized by means of said authorization messages from authorizing users each comprising an authorization primitive having various mandatory information elements including a message identifier, an authorization request transaction identifier, a requesting user identifier, and a list of presence values.

47. The server of any of the preceding claims, characterized in that said primitive has at least one optional information element comprising a group identifier if authorization is related to a group.

48. The server of any of the preceding claims, characterized in that a buddy list user maintains one or more buddy lists on a server for sending messages to one or more recipient users separately or to a whole buddy list, wherein the recipient users are not necessarily aware of the buddy list and cannot refer to the buddy list with any replies they make, and said buddy list user maintaining one or more buddy lists on said server is able to access buddy list presence information.

49. The server of any of the preceding claims, further characterized by means (258) for receiving join group primitives from member users joining a private user group, by

means (266) for providing presence primitives indicative of presence information of member users of said private user group to each member user upon joining said private user group but not after departing, and by

means (288) for providing group left primitives indicative of departed member users to remaining private user group member users upon receipt of leave group primitives indicative of said departing member users.

50. The server of any of the preceding claims, characterized in that member users are joined by said step of joining only if said join group message is preceded by providing an invitation to join primitive to said joining member user.

51. The server of any of the preceding claims, further characterized by means (450) for receiving a create group primitive from a member user creating a user group, said create group primitive having information elements indicative of identification of a client used by the user creating the user group, identification of the member user creating the user group, and a list of member users of the user group, by

means (456) for reporting to the member users with a group information primitive indicative of establishment of the user group and selected group information, and by

means (27b) for permitting member users of the user group to interchange message primitives.

52. The server of any of the preceding claims, further characterized by means (458) for receiving a request for group information from a requesting member user, and by

means (456) for reporting to the requesting member user with a group information primitive indicative of selected group information.

53. The server of any of the preceding claims, further characterized by
means (462) for receiving a request to modify said user group from a
requesting member user, and by
means (456) for reporting to the requesting member user with a group
information primitive indicative of selected group information.

54. The server of any of the preceding claims, further characterized by
means (466) for receiving a request to delete said user group from a
requesting member user, and by
means (456) for reporting to the member users with a status primitive
indicative of disestablishment of said user group.

55. The server of any of the preceding claims, further characterized by
means (650) for receiving a store content primitive from a storing user
and storing any content conveyed in a content information element of said
content primitive along with or according to information elements identifying
said store content primitive, a store transaction, a storing user, a storing client
used by said storing user, a group, properties of said content, and a header of
said content, by

means (660) for providing a content information primitive to member
users in said group having information elements identifying said content
information primitive, said store transaction, and said header, by

means (654) for receiving a get content information primitive from a
retrieving user in said group having information elements identifying said get
content primitive, a retrieval transaction, the retrieving user, a retrieving
client used by said retrieving user, and said group, and by

means (668) for providing a receive content primitive to said retrieving
user having information elements identifying said receive content primitive,
said retrieval transaction, said group, said content, said header of said content,

and having an information element containing shared content for storing among said member users.

56. The server of any of the preceding claims, further characterized by means (670) for receiving a delete content primitive from a deleting user having information elements identifying said delete content primitive, a delete transaction, the deleting user, a deleting client used by said deleting user, said group, and content for deletion, and by means (27b) for deleting said shared content.

57. The server of any of the preceding claims, further characterized by means (660) for providing a content information primitive to a notified user from a server having information elements identifying said content information primitive, a store transaction, and a header, by means (654) for receiving a get content information primitive from said notified user having information elements identifying said get content primitive, a retrieval transaction, and said notified user, and by means (668) for providing a receive content primitive from said server to said notified client having information elements identifying said receive content primitive, said retrieval transaction, said header, and having an information element containing shared content.

58. The server of claim 57, further characterized by means (650) for receiving a store content primitive at said server having content in an information element thereof for said adding to said shared content along with or according to information elements identifying said store content primitive, a store transaction, the storing user and a header.

59. The server of claim 57, further characterized by means (670) for receiving a delete content primitive from said deleting user at said server, said

primitive having information elements identifying said delete content primitive, a delete transaction, the deleting user and content for deletion.

60. The server of any of the preceding claims, further characterized by means (710; 730) for use in exception handling of a transaction by a user or server in responding to a request by said server or said user, respectively, by

means (714; 734) for providing a status primitive in said responding to said request for indicating success or failure of said transaction as well as further information contained in information elements of said status primitive, and by


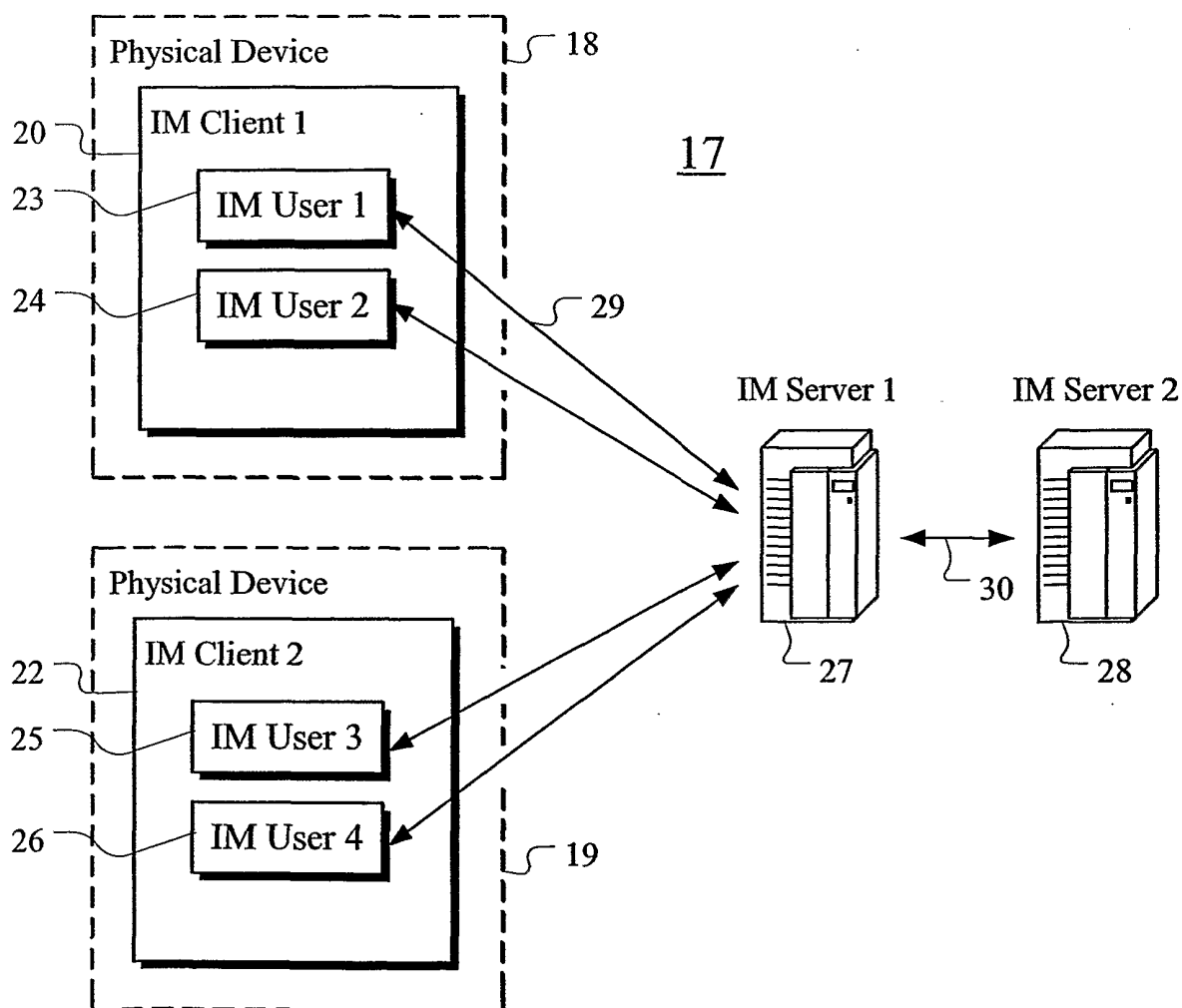
means (720; 740) for receiving said status primitive in said requesting server or said requesting user for recognizing said indication of success or failure.

61. The server of claim 60, wherein said information elements include a message identifier, a transaction identifier, and a status value indicative of said success or failure.

62. A system for the management of presence information for use in a communication system comprising:

IM client; and

an IM server in the network, wherein the IM servers may be connected each other to exchange instant messages.

**FIG. 1A****FIG. 2A**

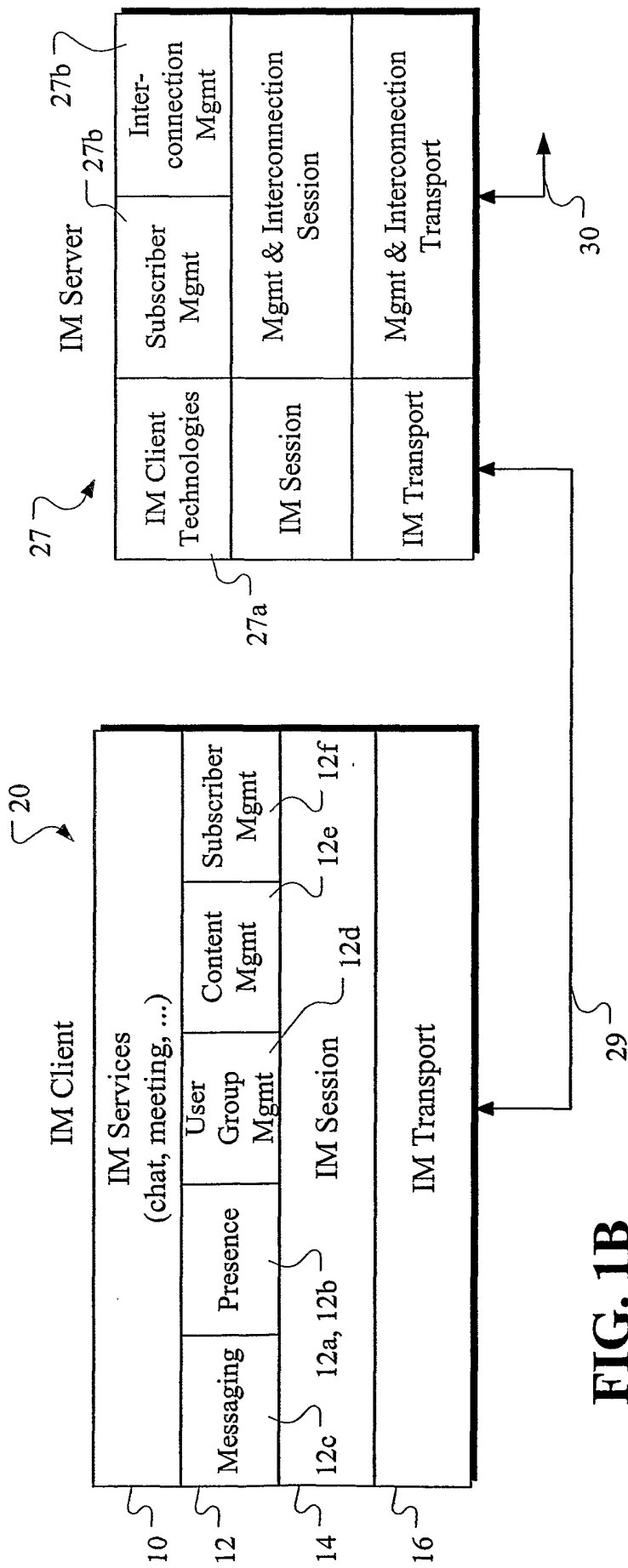


FIG. 1B

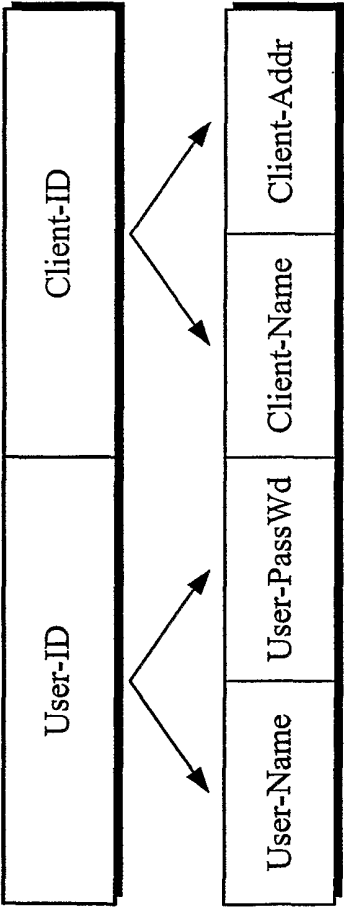


FIG. 2B

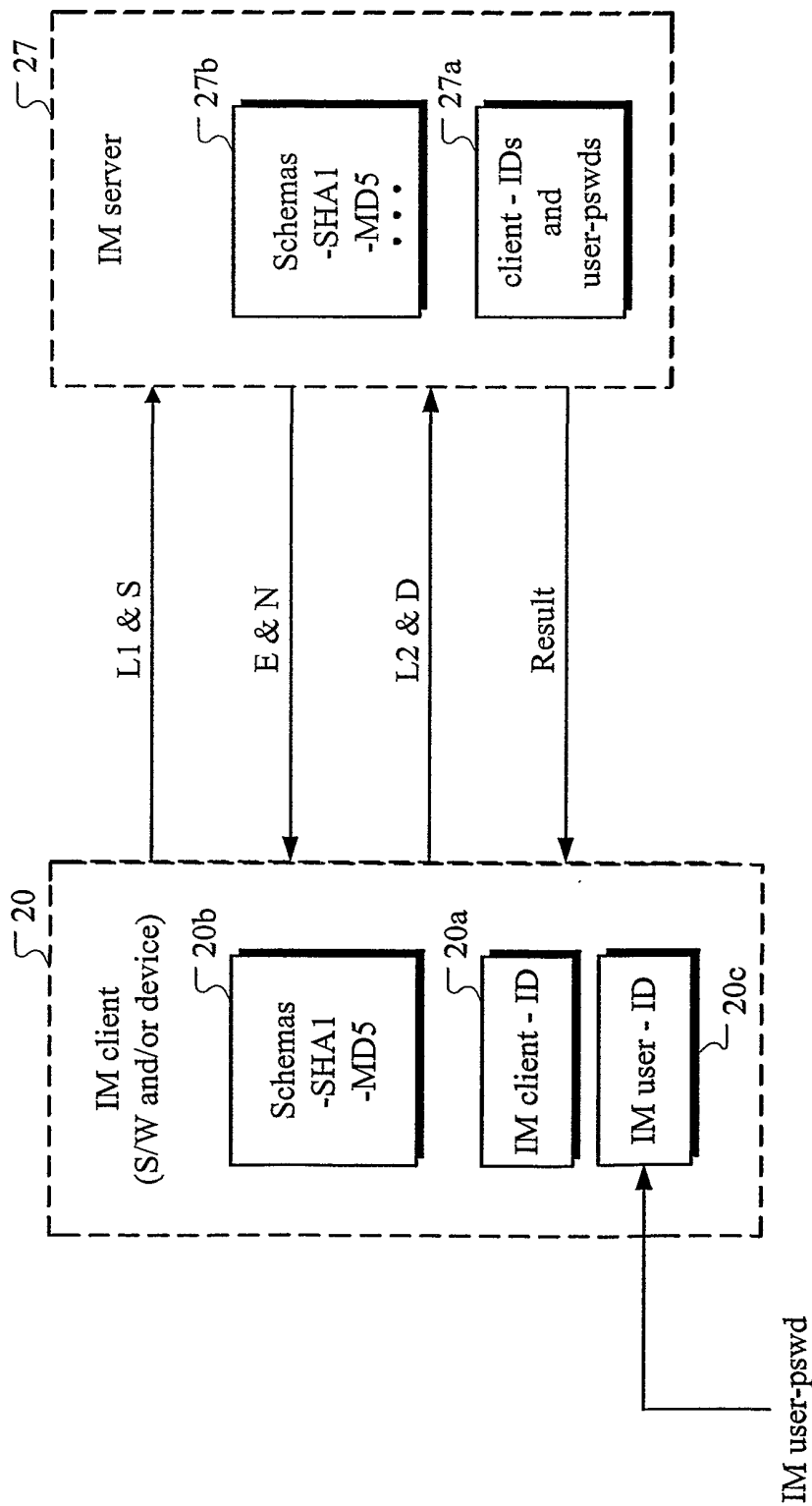
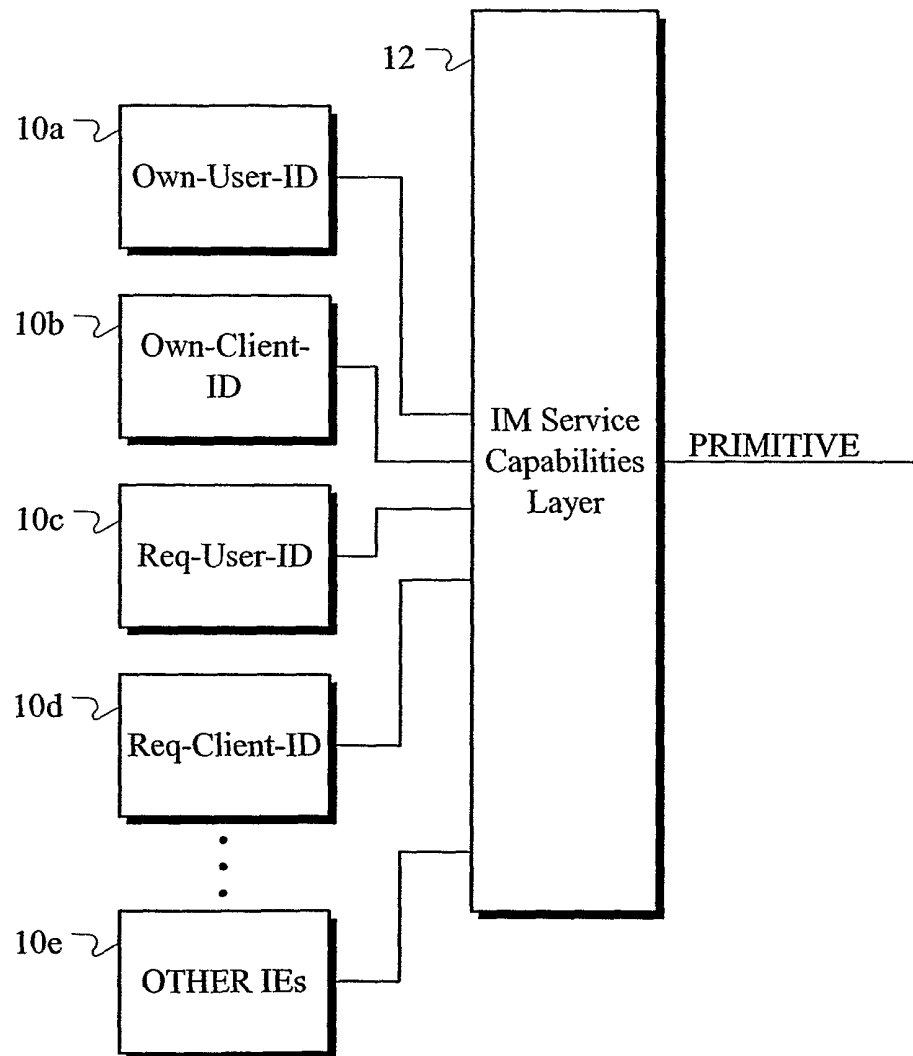
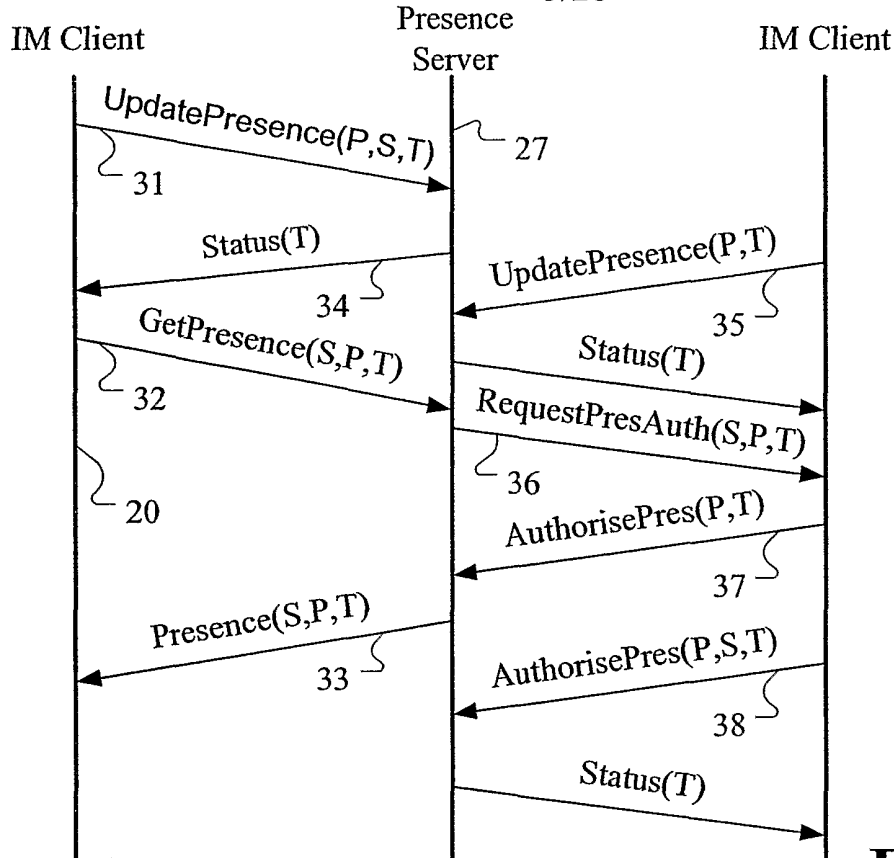
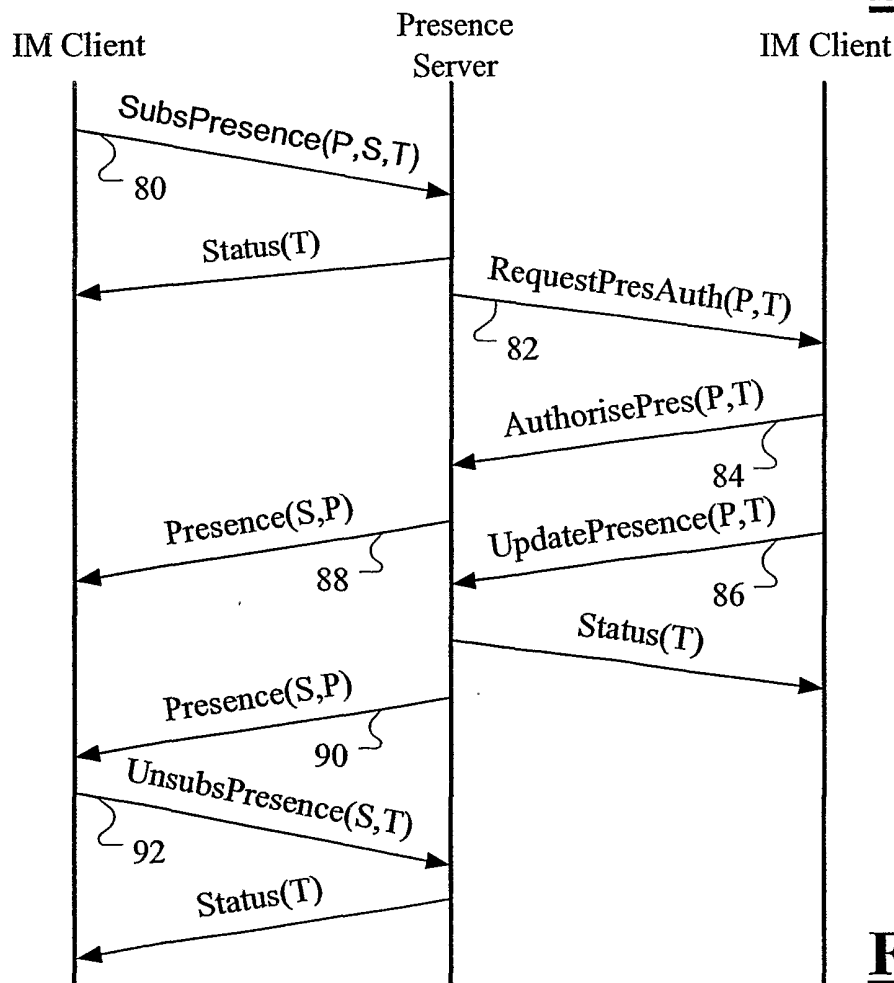


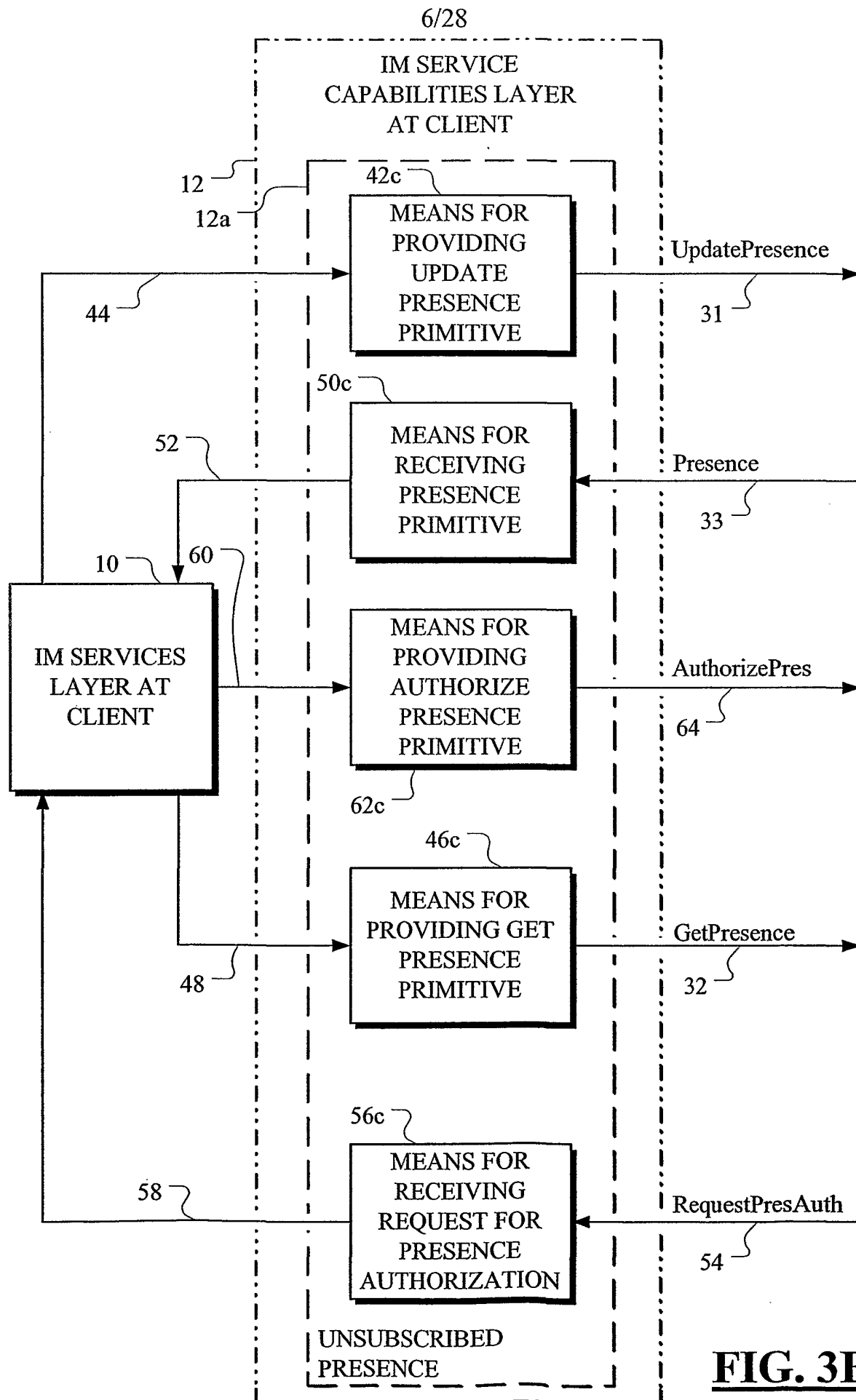
FIG. 2C

4/28

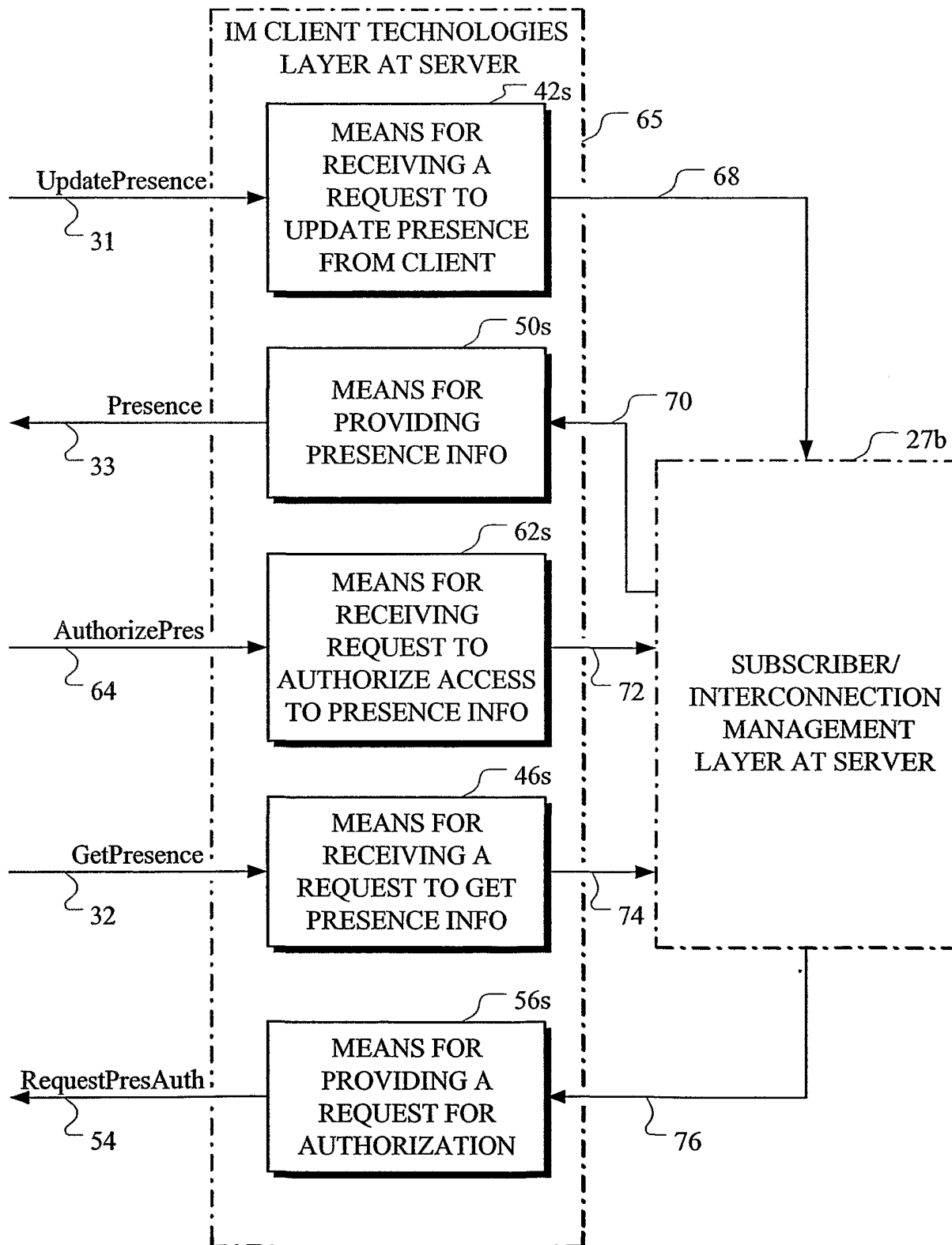
**FIG. 2D**

5/28

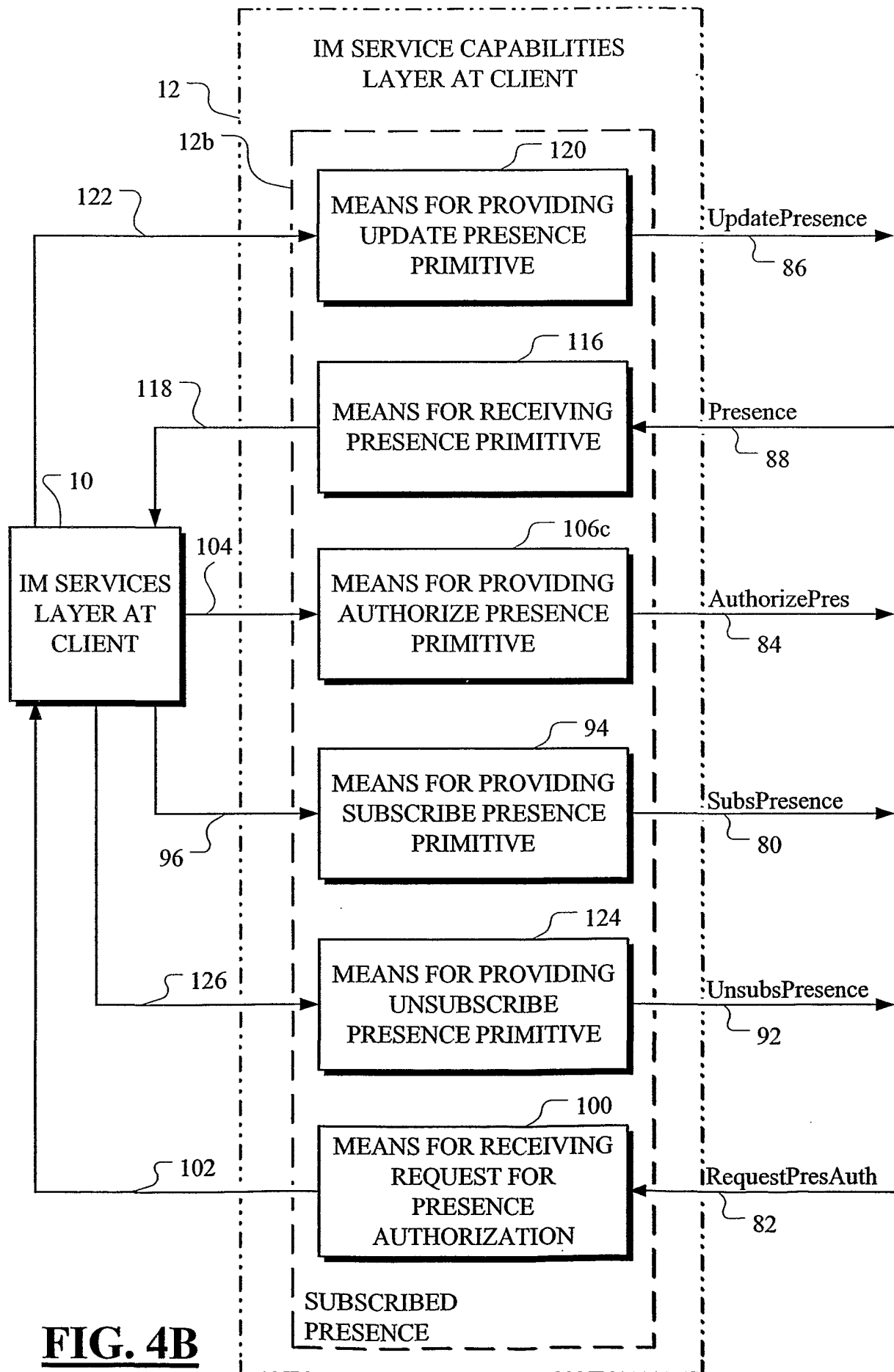
**FIG. 3A****FIG. 4A**



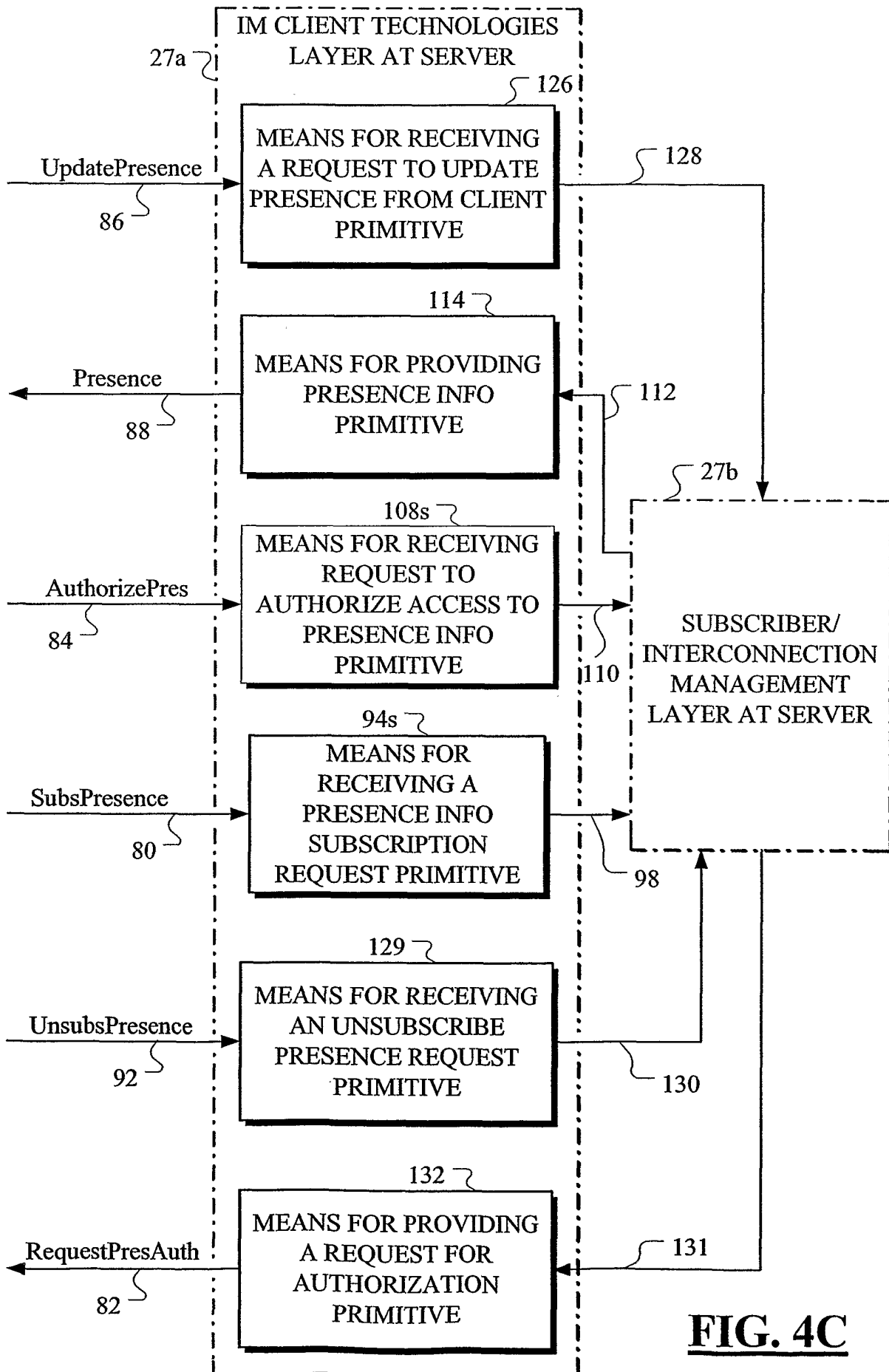
7/28

**FIG. 3C**

8/28



9/28



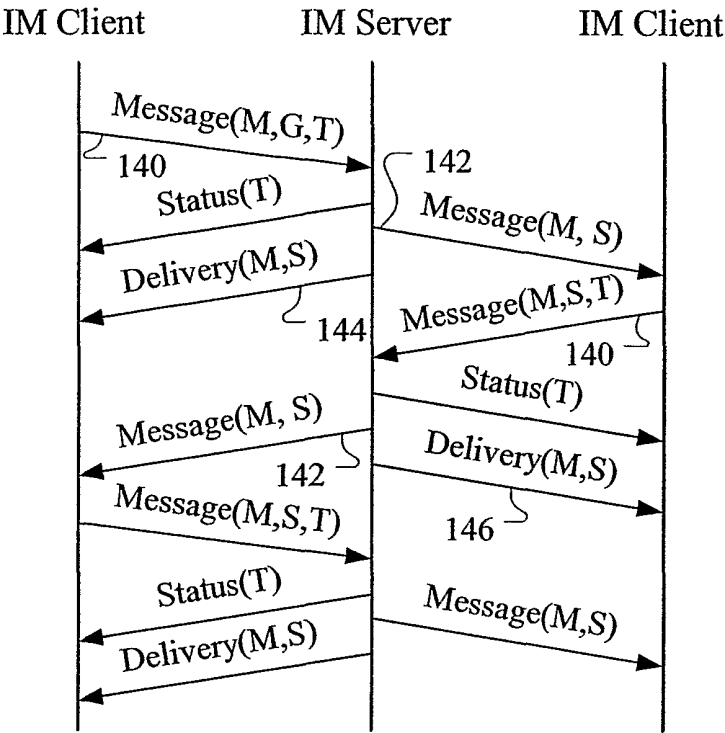


FIG. 5A

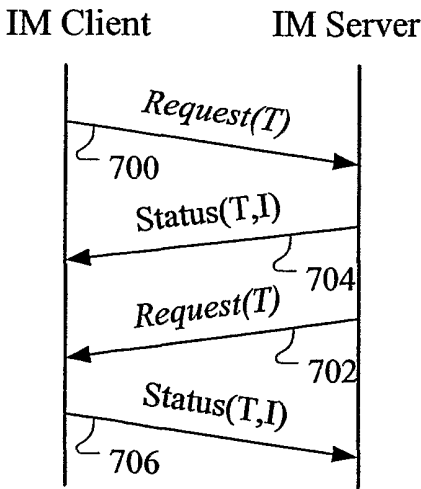
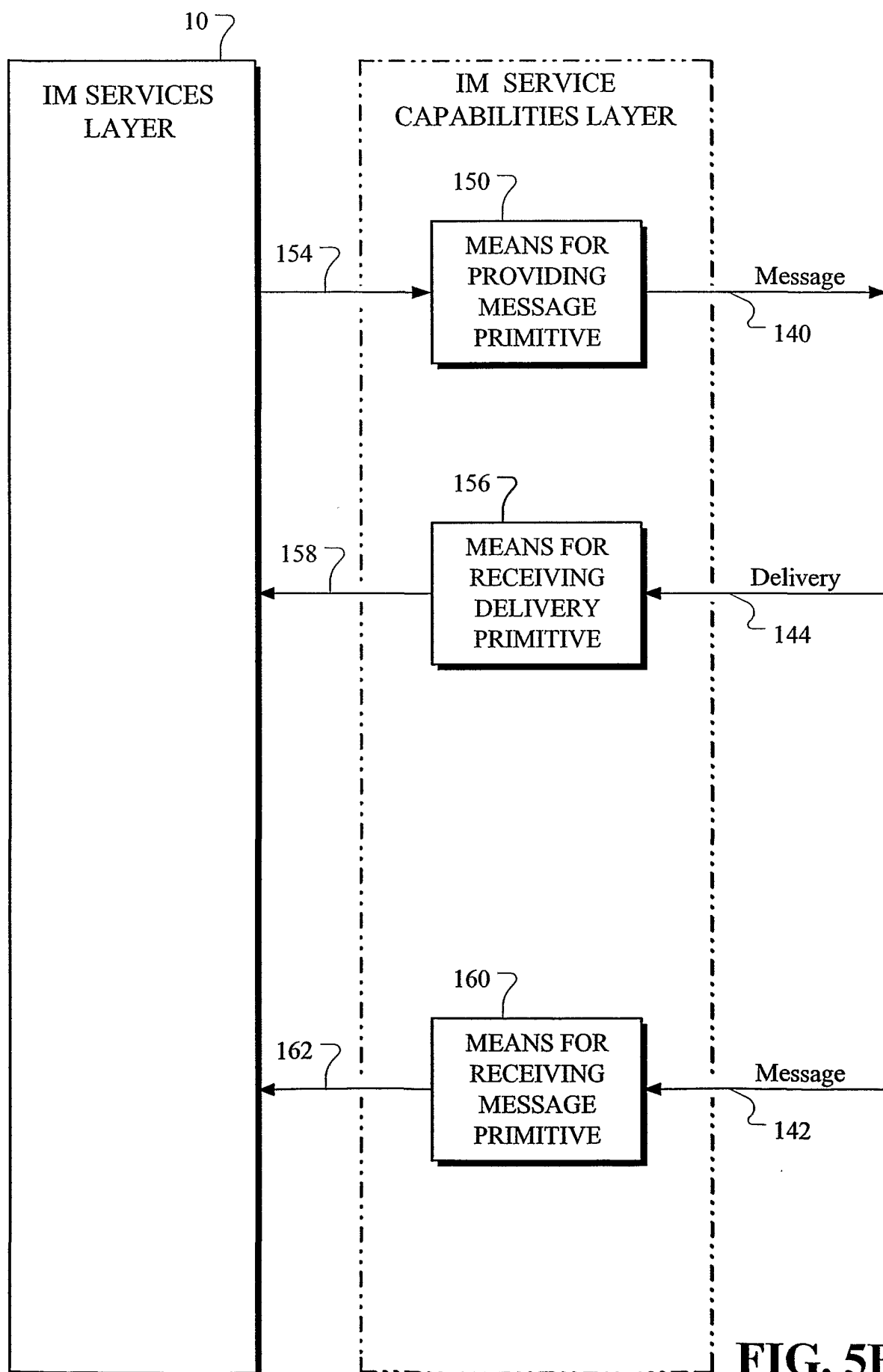
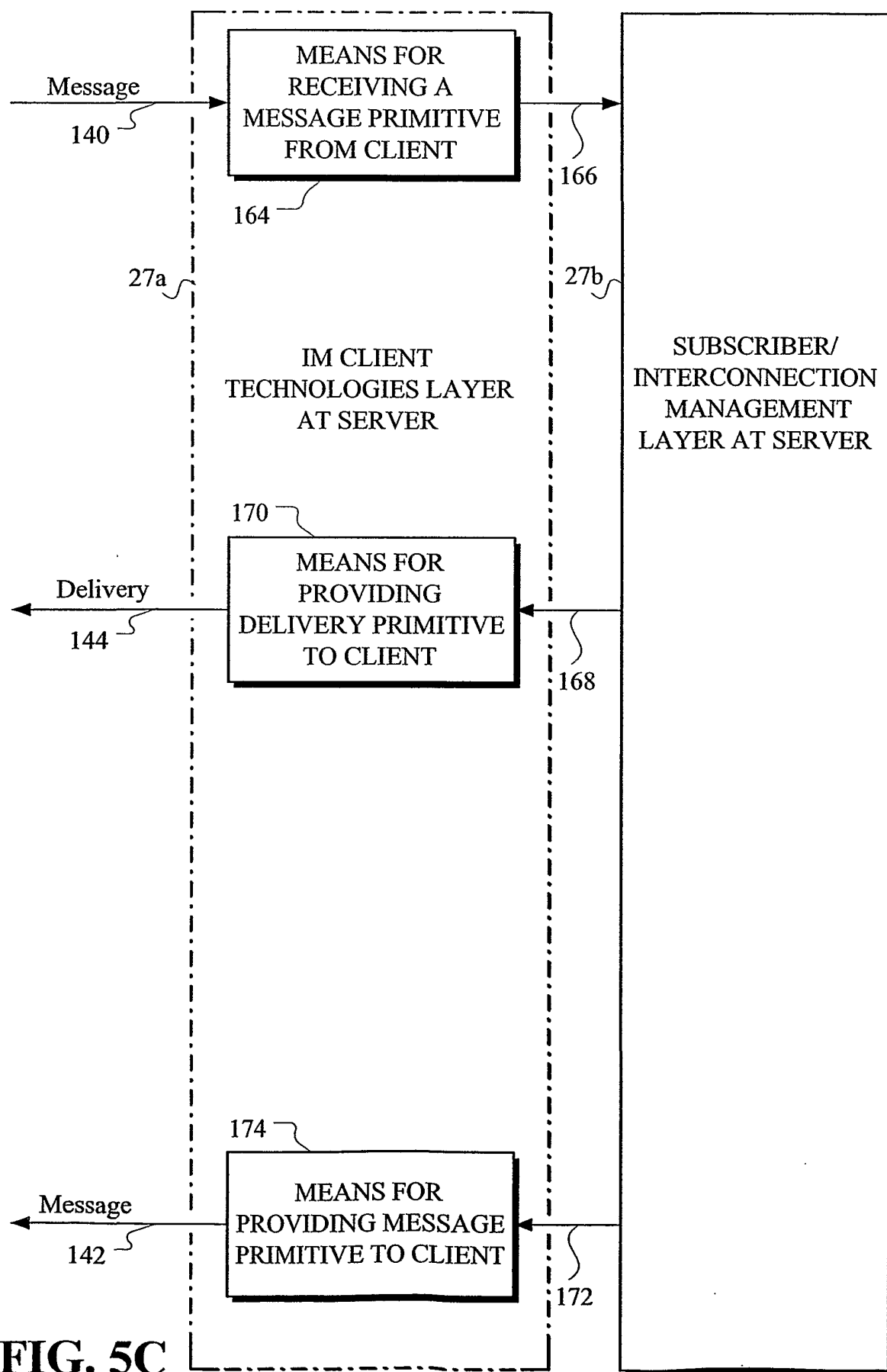


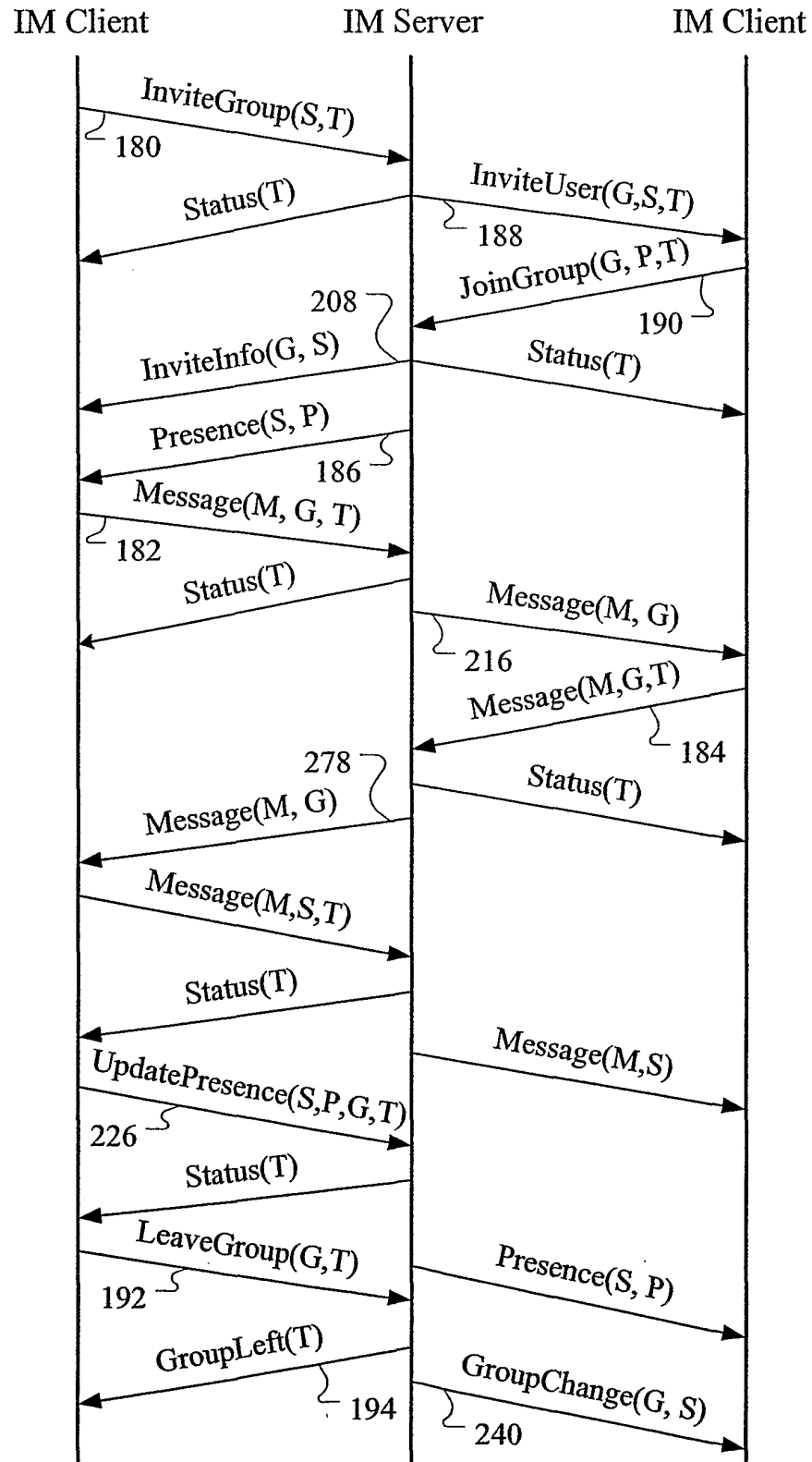
FIG. 11A

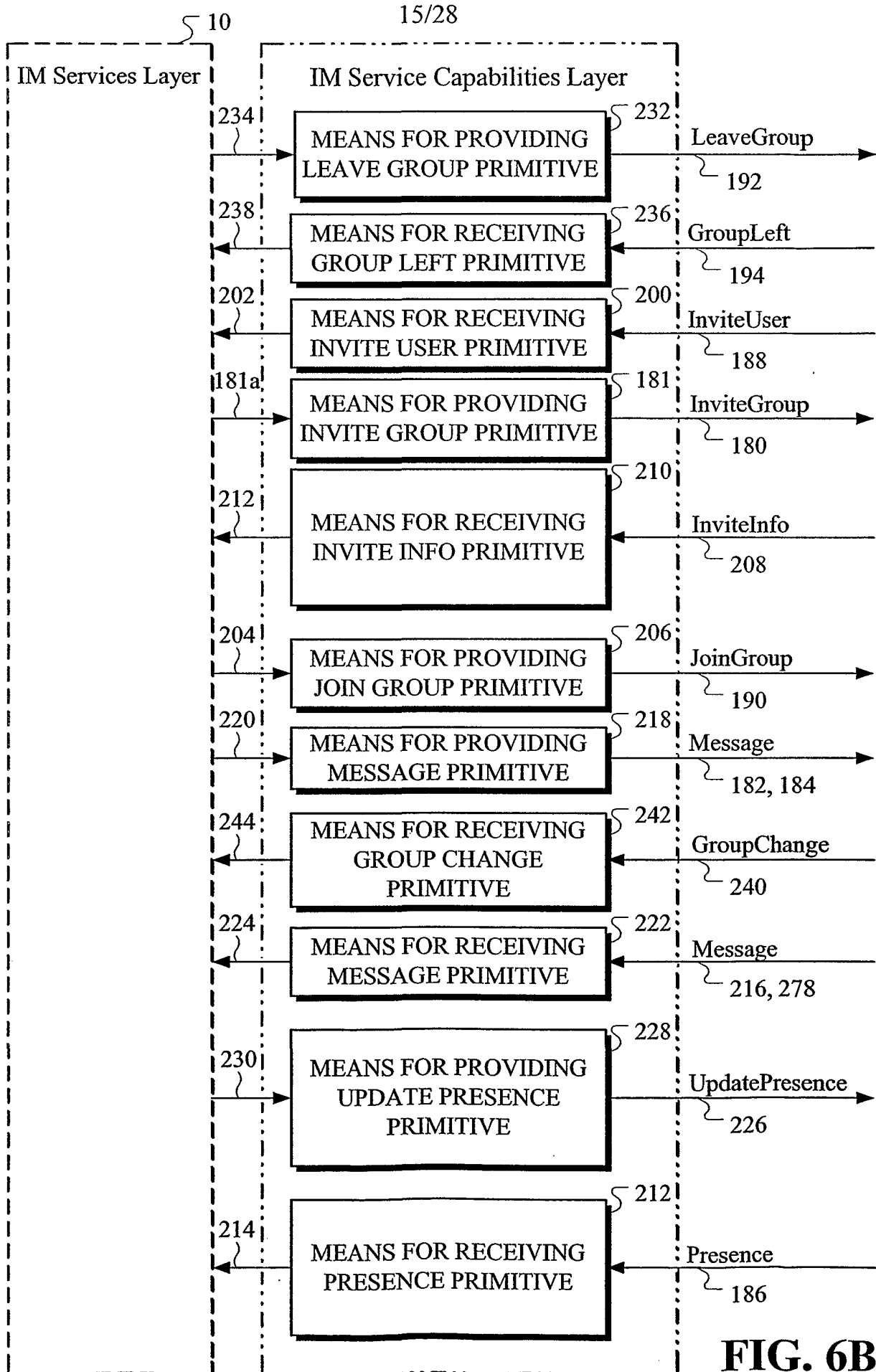
12/28

**FIG. 5B**

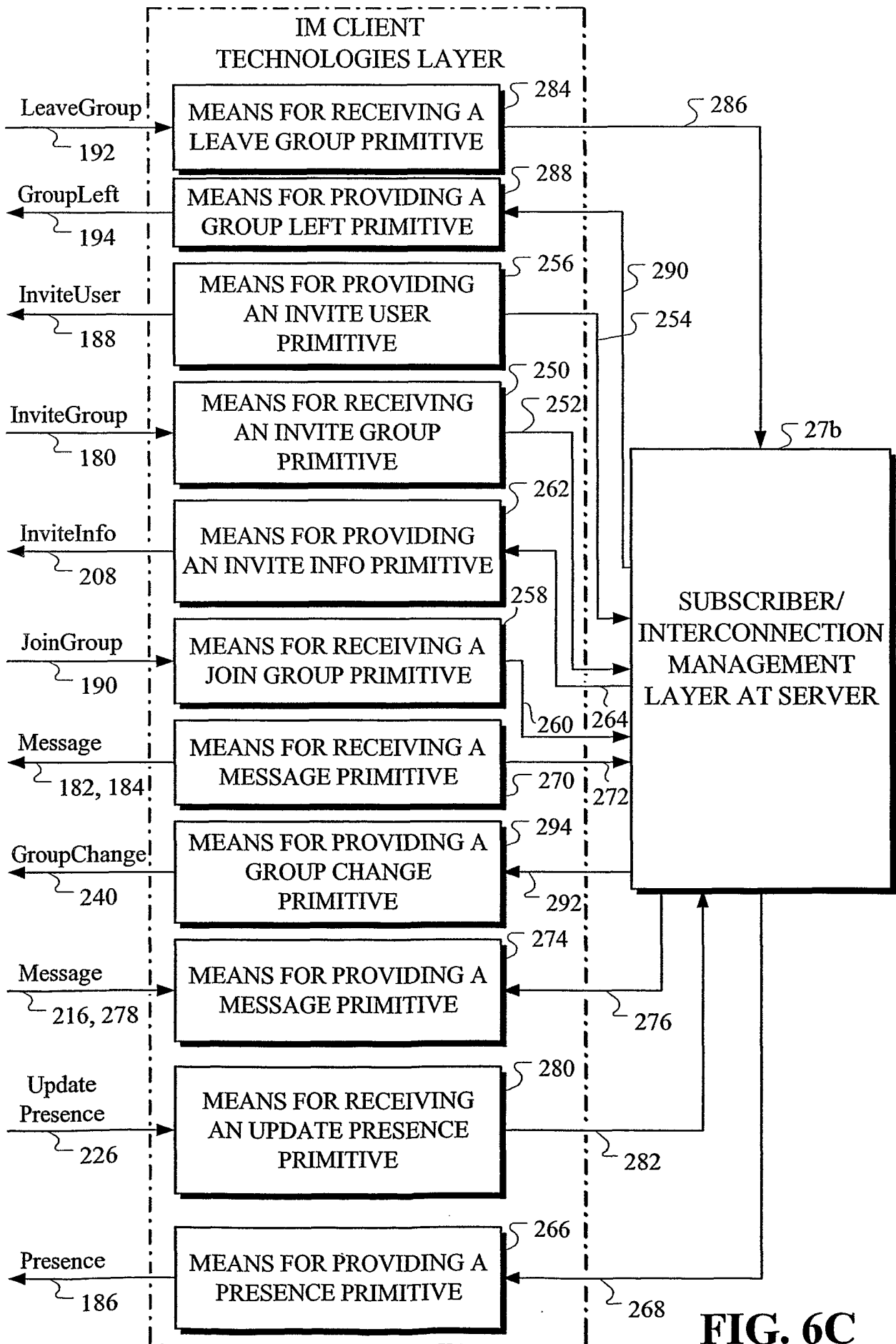


14/28

**FIG. 6A**

**FIG. 6B**

16/28

**FIG. 6C**

17/28

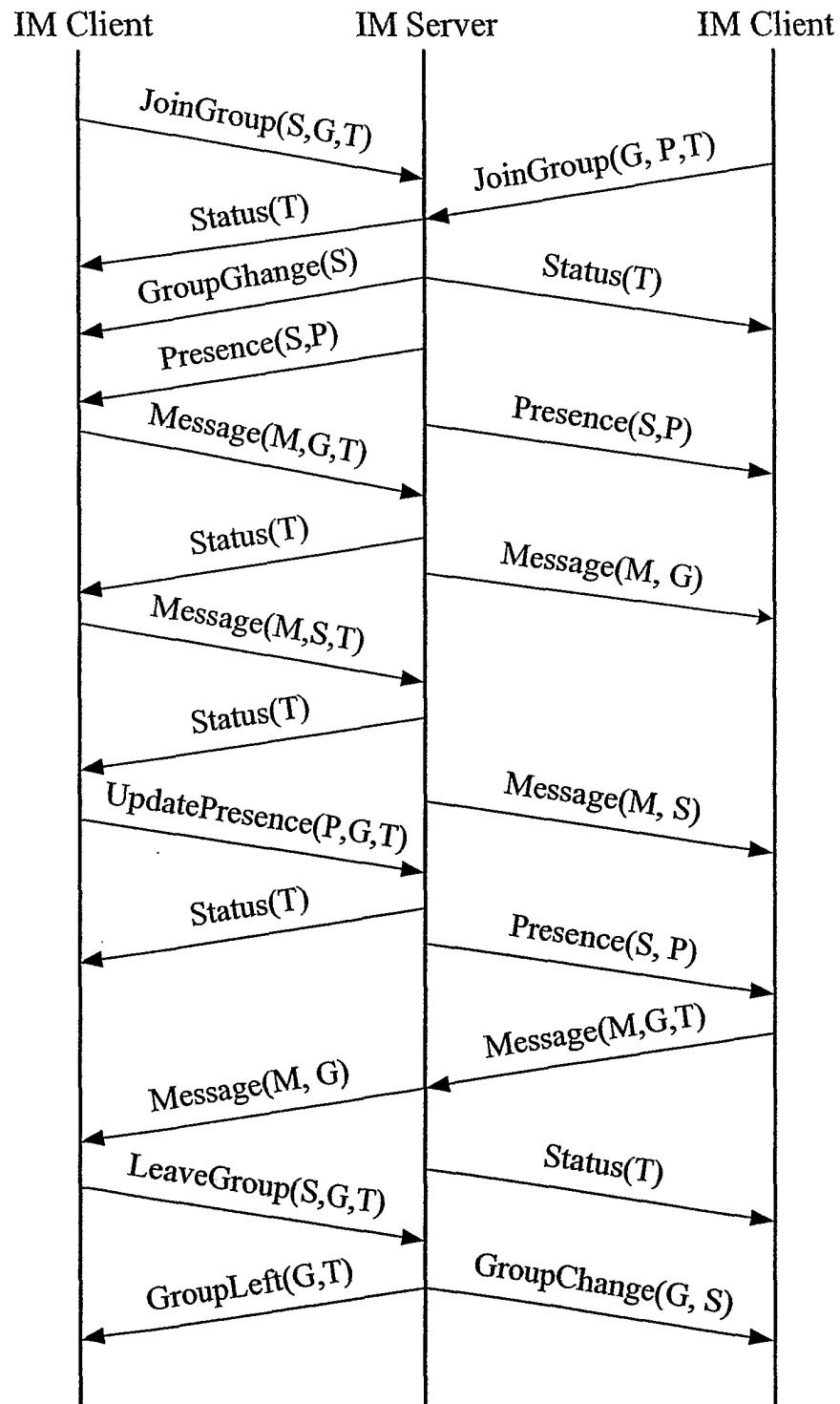
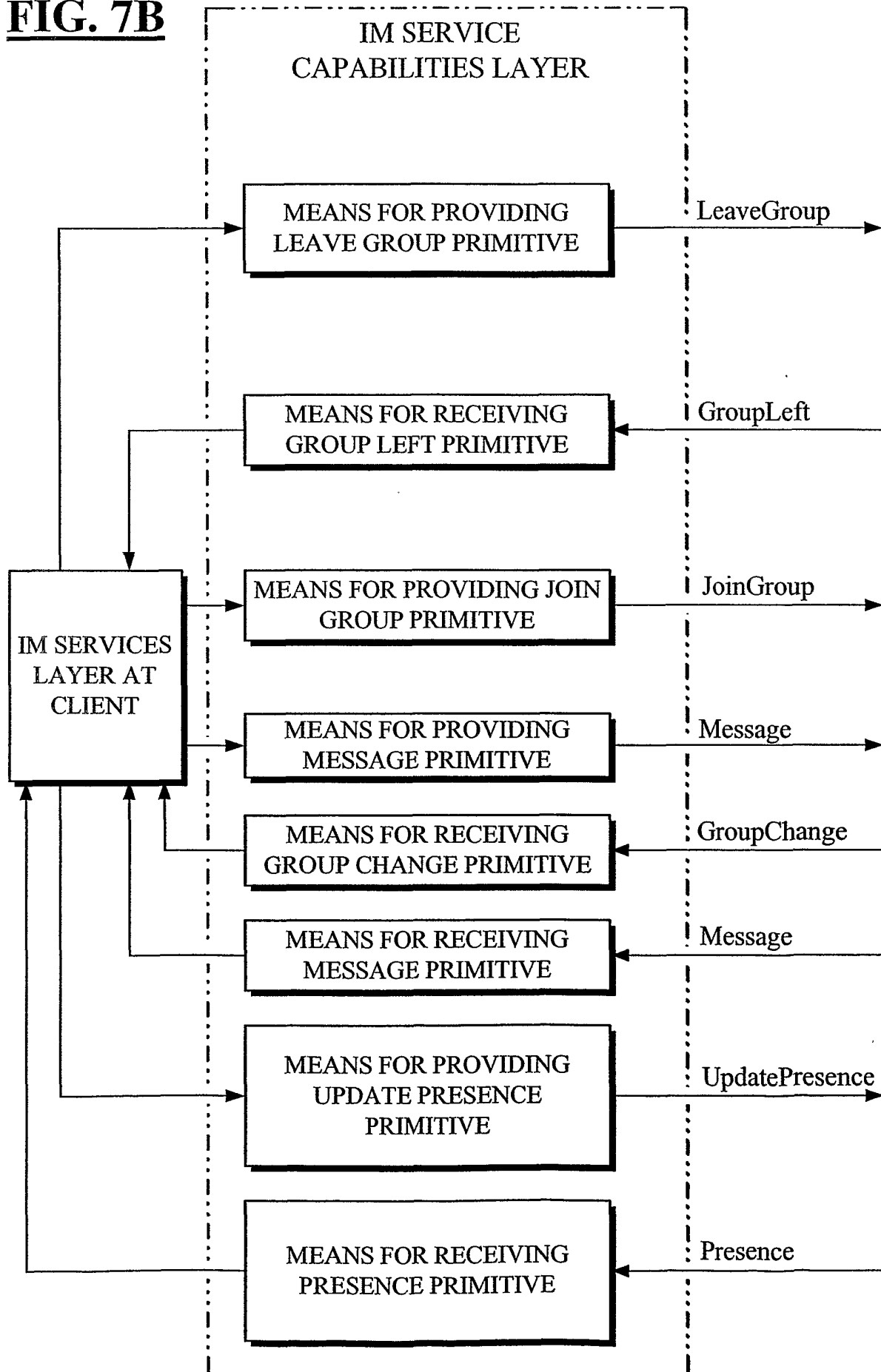
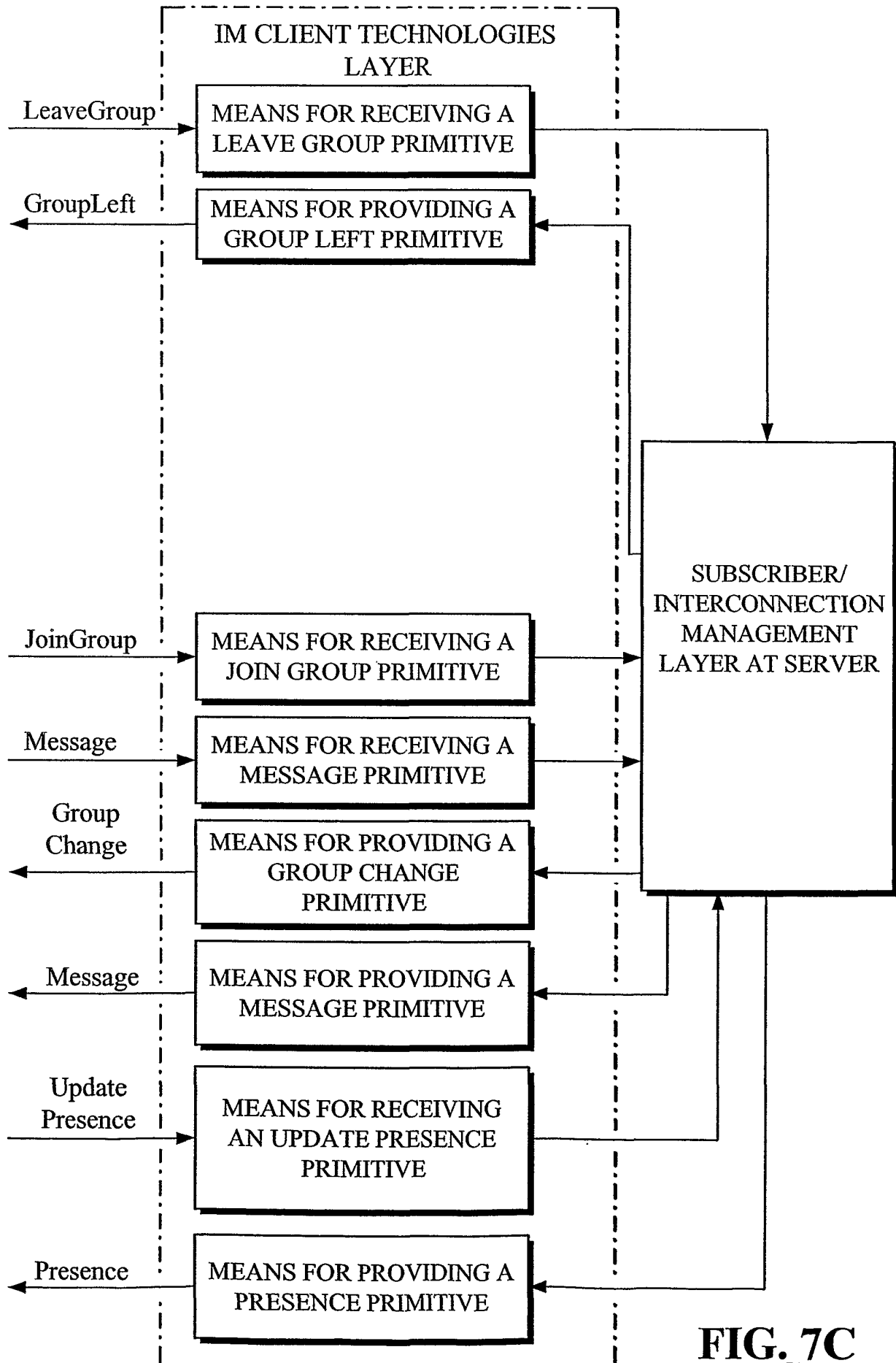
**FIG. 7A**

FIG. 7B

19/28

**FIG. 7C**

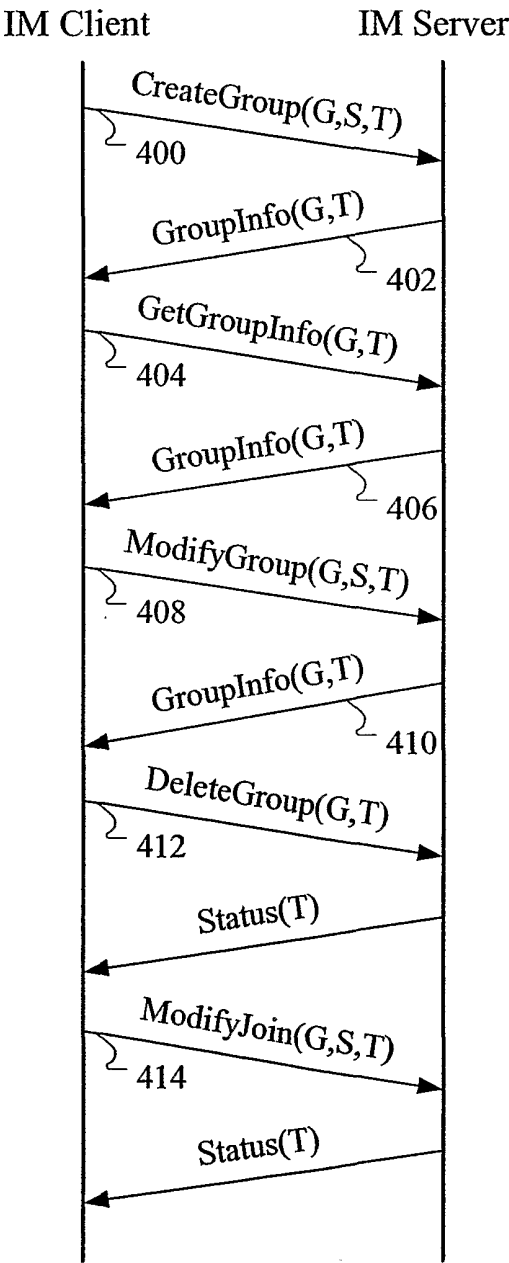
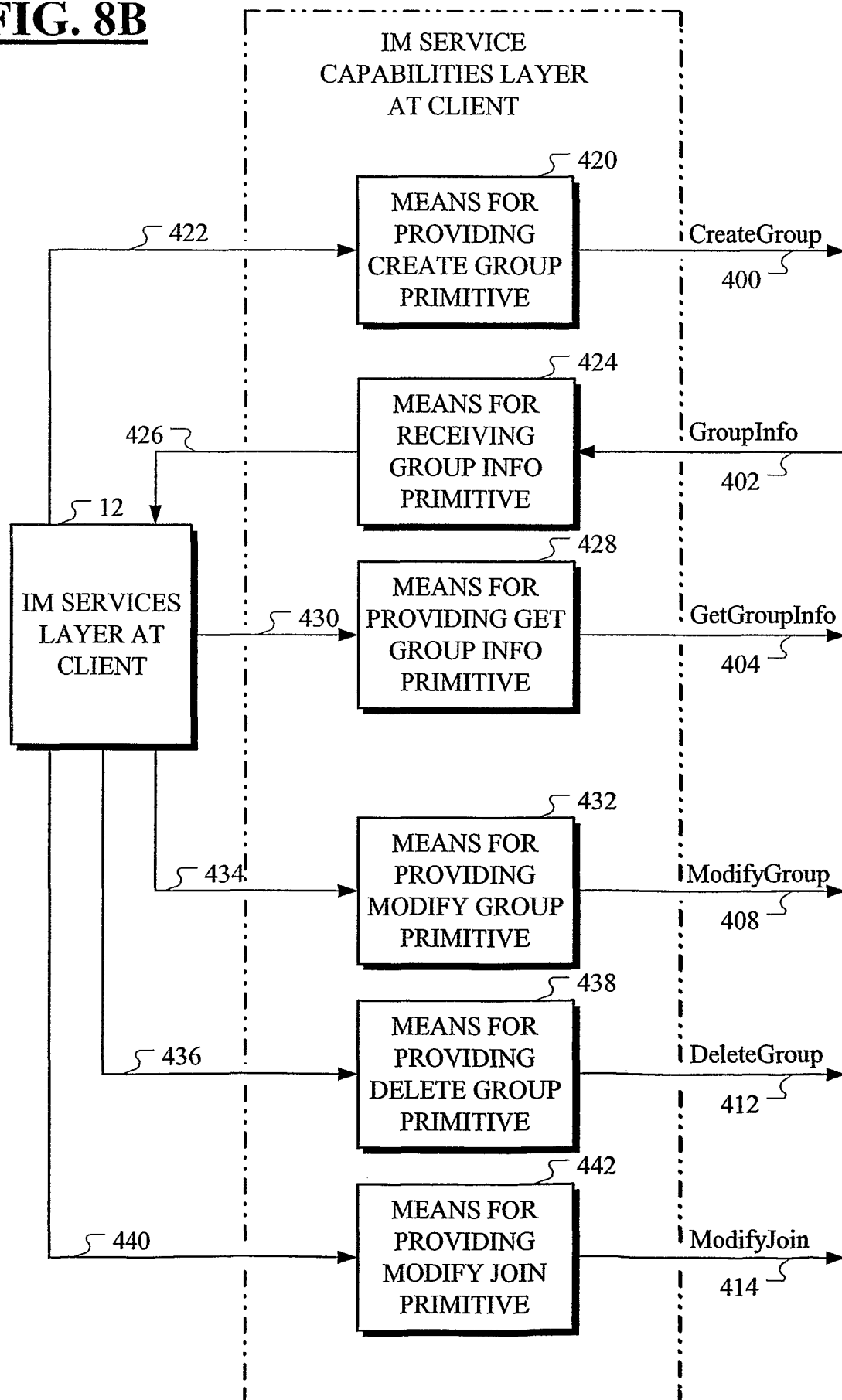
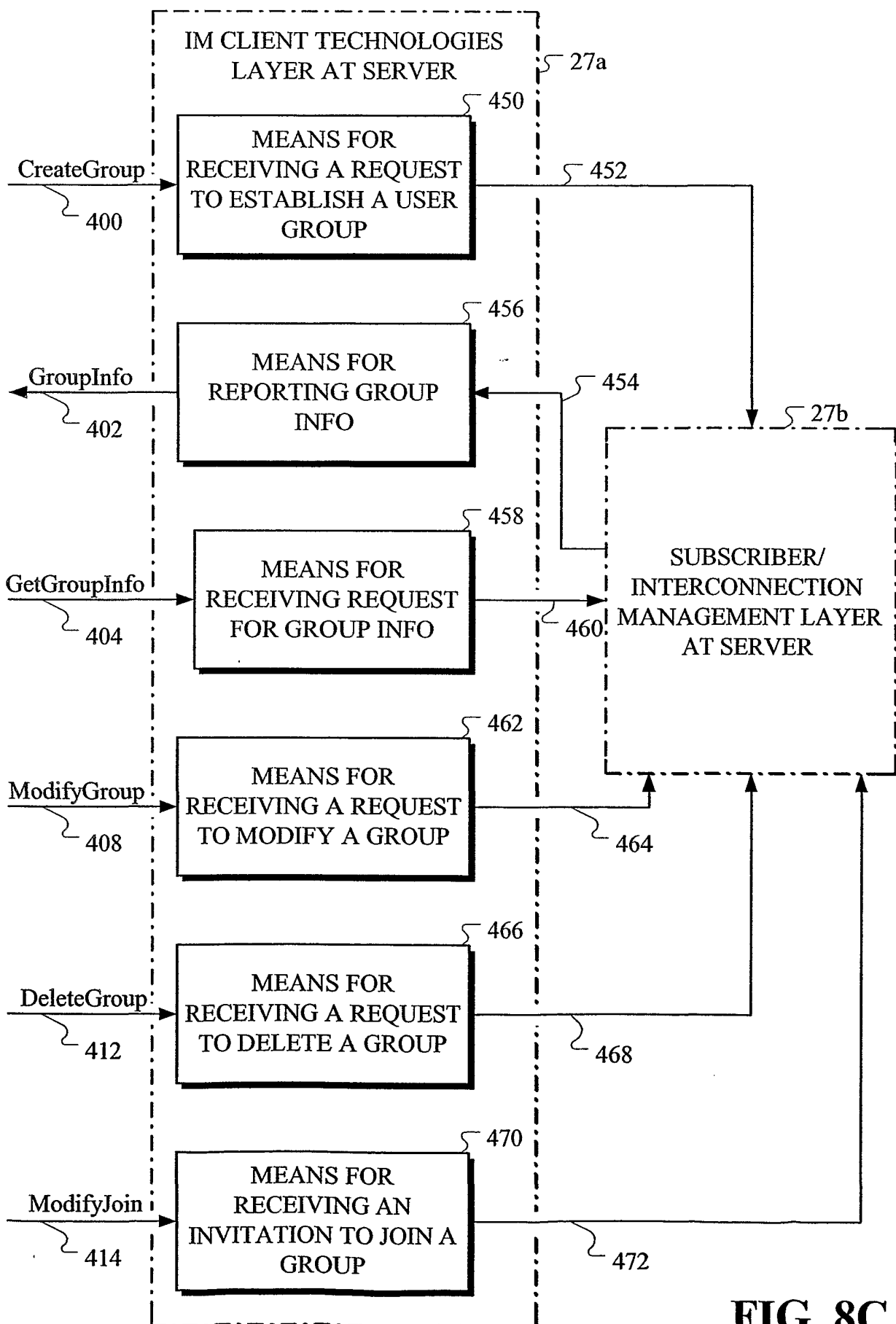


FIG. 8A

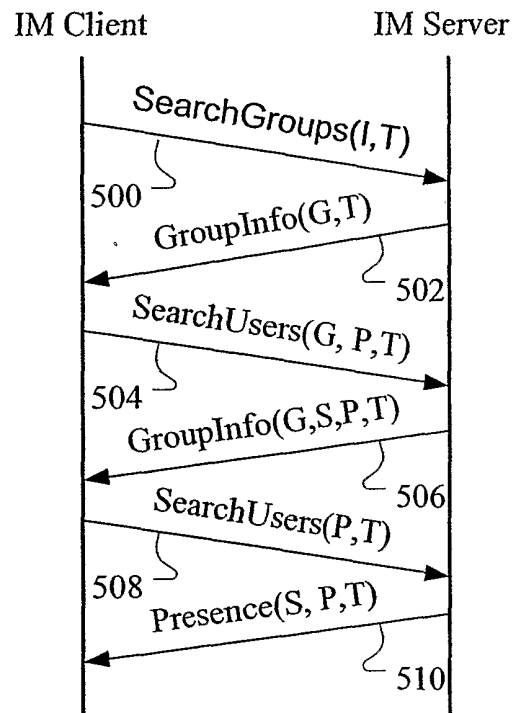
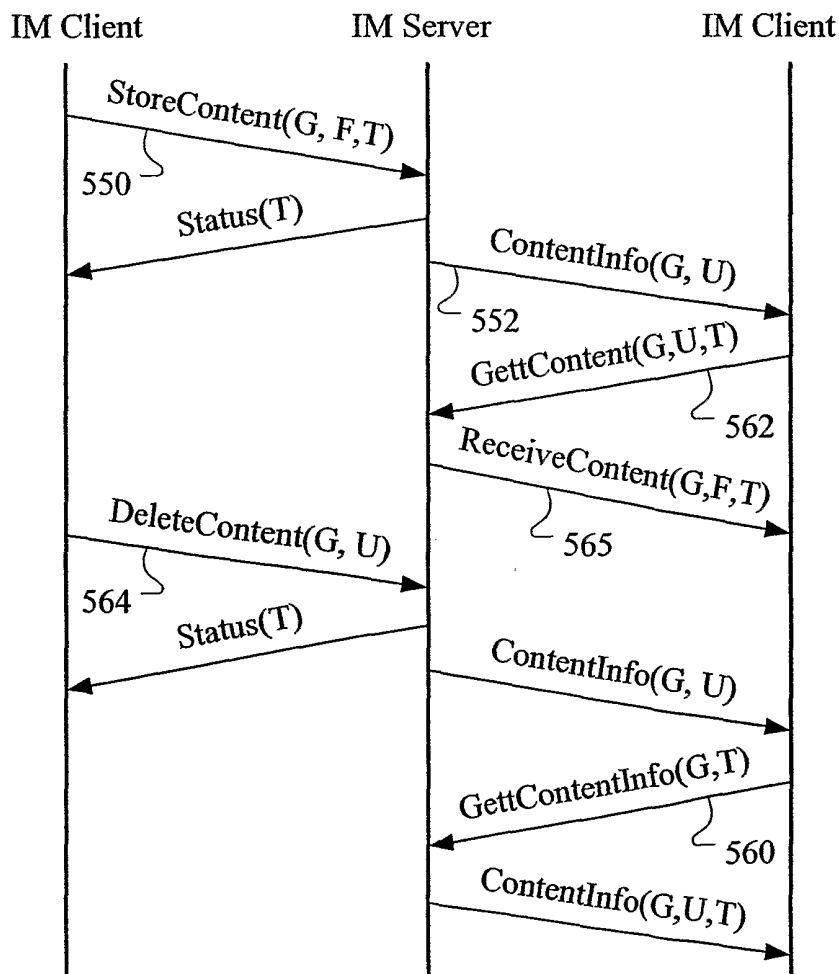
21/28

FIG. 8B

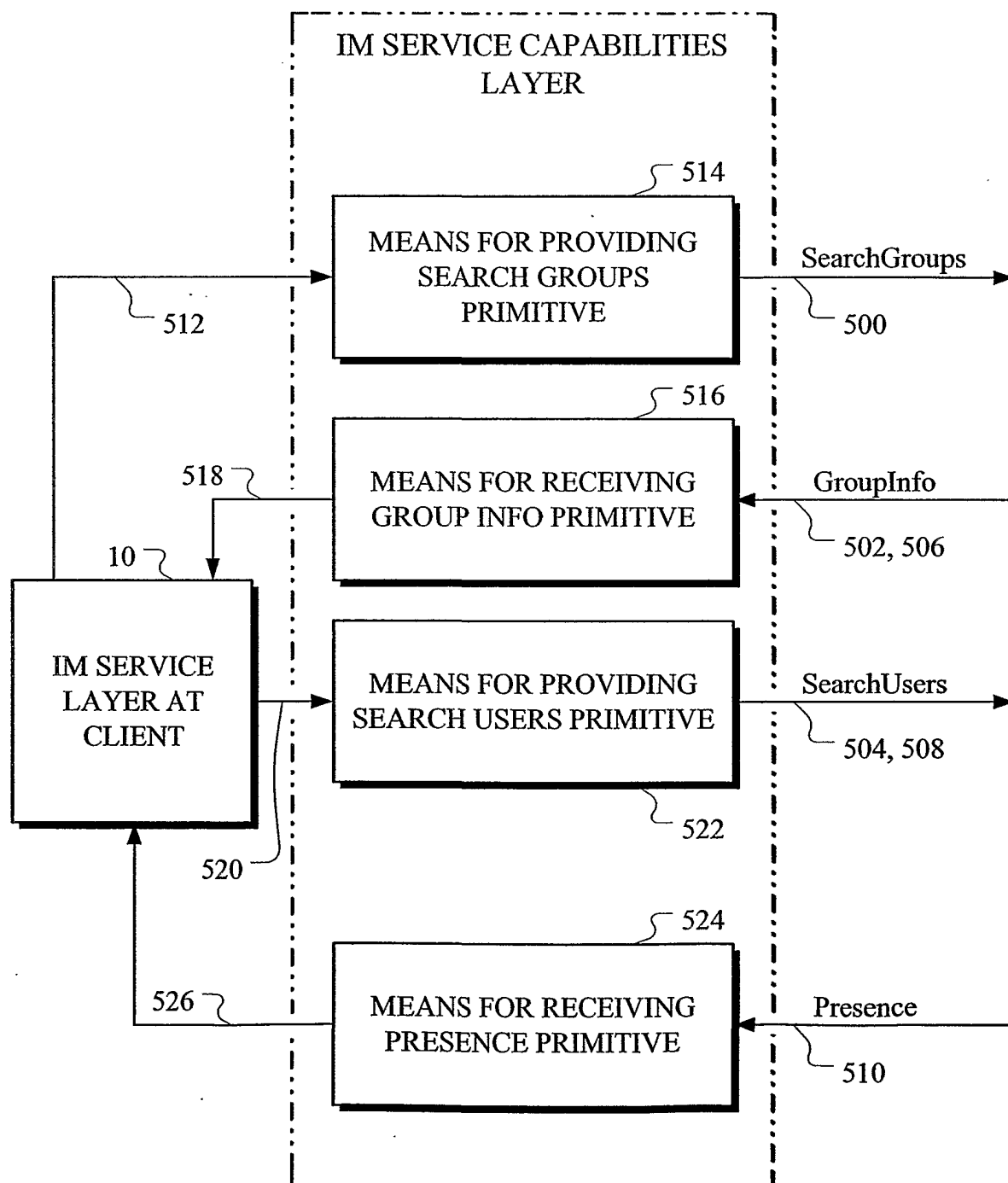
22/28

**FIG. 8C**

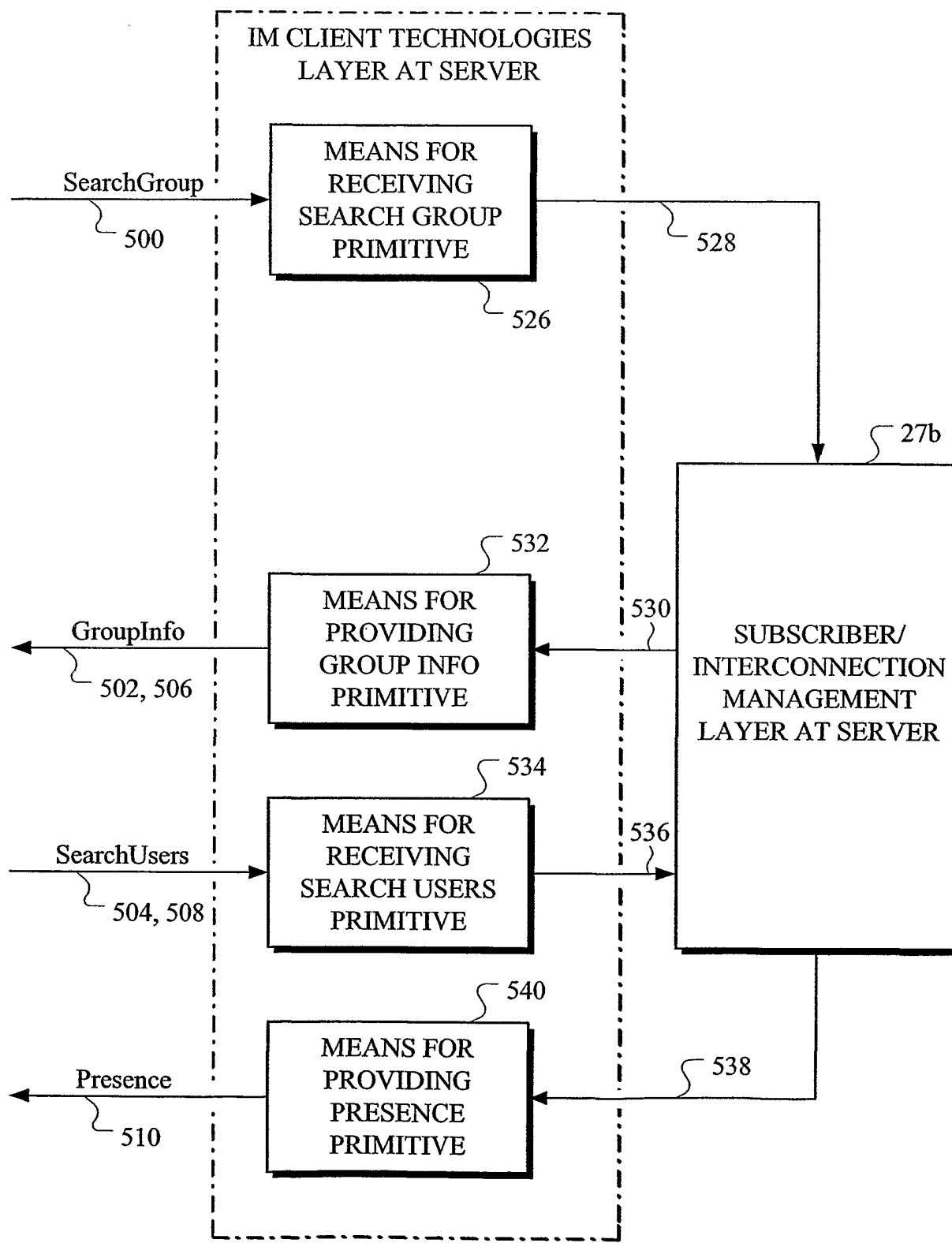
23/28

**FIG. 9A****FIG. 10A**

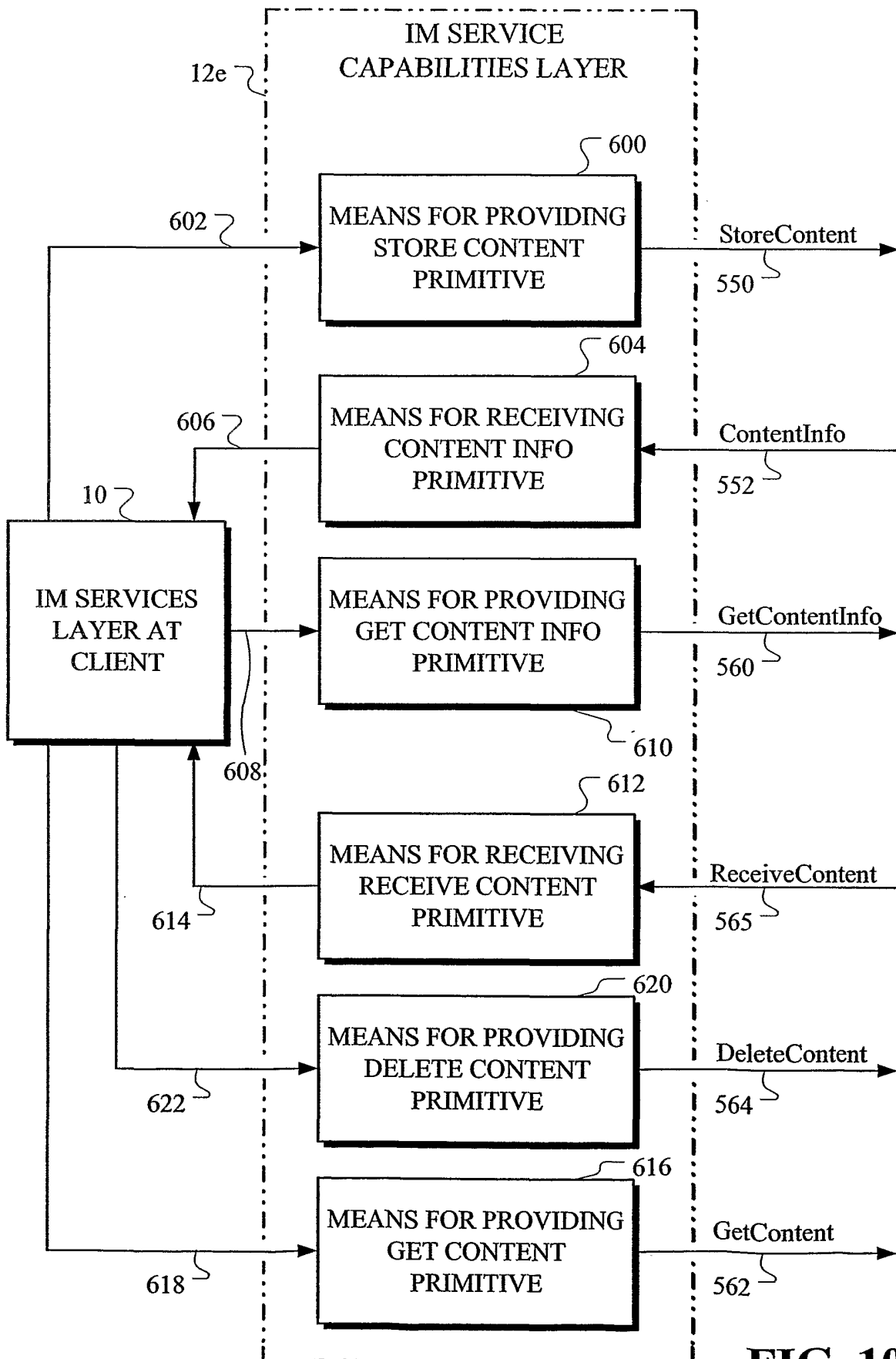
24/28

**FIG. 9B**

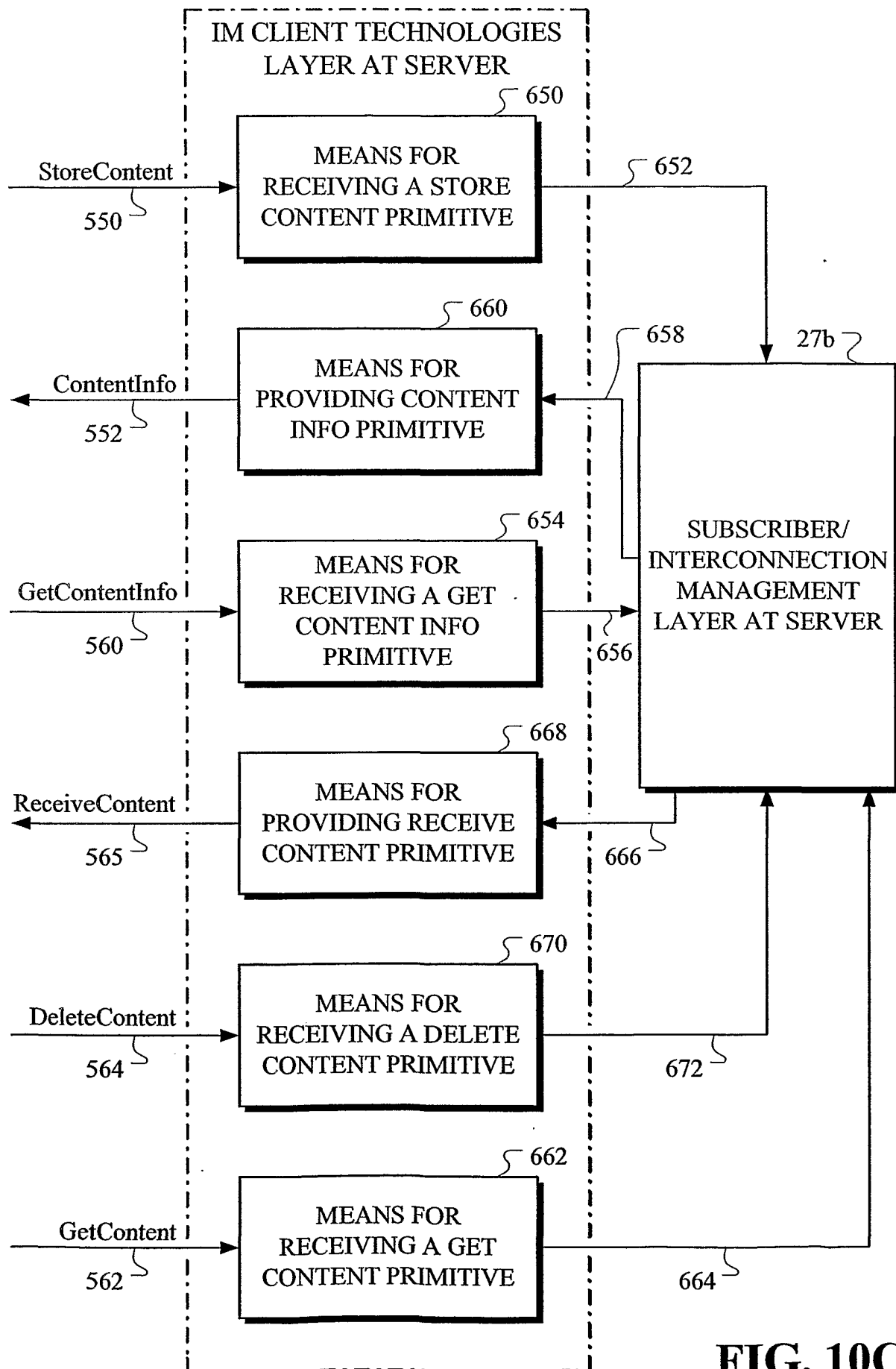
25/28

**FIG. 9C**

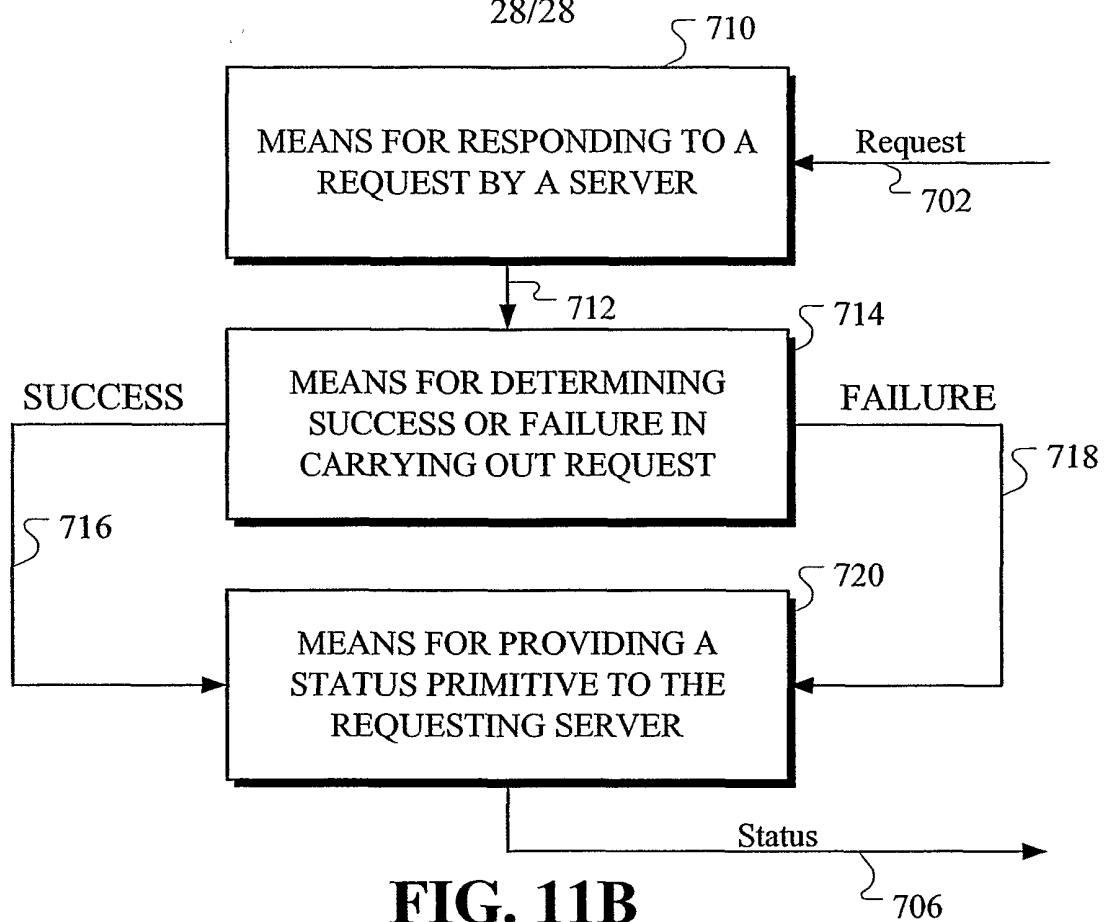
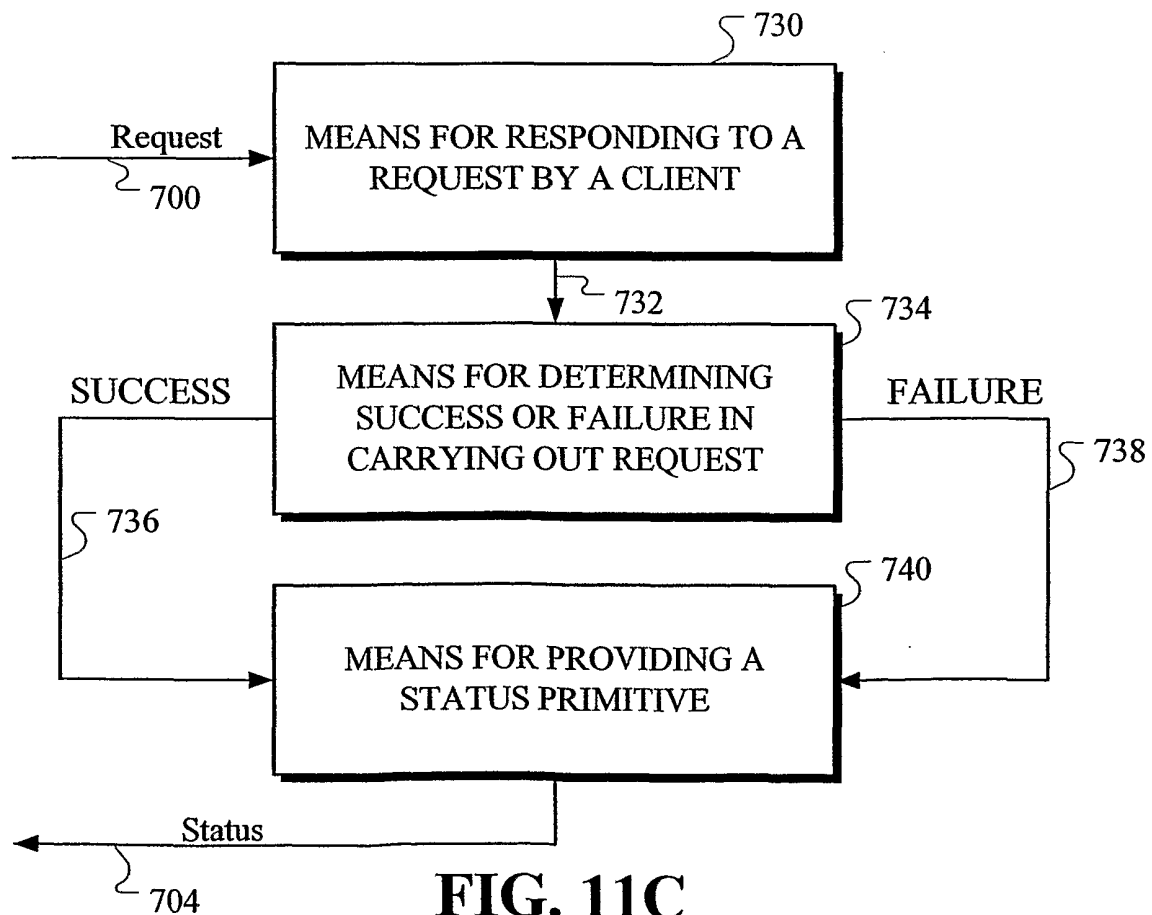
26/27

**FIG. 10B**

27/28

**FIG. 10C**

28/28

**FIG. 11B****FIG. 11C**

INTERNATIONAL SEARCH REPORT

International application No.

PCT/1002/00749

A. CLASSIFICATION OF SUBJECT MATTER

IPC(7) : G06F 17/30

US CL : 707/3, 10, 102; 709/203, 217, 224

According to International Patent Classification (IPC) or to both national classification and IPC

B. FIELDS SEARCHED

Minimum documentation searched (classification system followed by classification symbols)

U.S. : 707/3, 10, 102; 709/203, 217, 224

Documentation searched other than minimum documentation to the extent that such documents are included in the fields searched

Electronic data base consulted during the international search (name of data base and, where practicable, search terms used)
EAST

C. DOCUMENTS CONSIDERED TO BE RELEVANT

Category *	Citation of document, with indication, where appropriate, of the relevant passages	Relevant to claim No.
Y, P	US 6,226,286B1 (DANNE et al.) 1 May 2001, column 1, line 41 to column 2, line 67, column 5, lines 52-67, and column 6, line 1 through column 7, line 29.	1-32
Y,P	US 6,260,059 B1 (UENO et al.), 10 July 2001, column 2, lines 28-65, and column 3, line 1 through column 8, line 56.	1-32
A	US 6,014,090 A (ROSEN et al.), 11 January 2000, See the whole reference.	1-62
A	US 5,926,624 A (KATZ et al.), 20 July 1999, See the whole reference.	1-62
A	US 6,044,205 A (REED et al.), 28 March 2000, See the whole reference.	1-62
A, P	US 6,240,455 B1 (KAMASAKA et al.), 29 May 2001, See the whole reference.	1-62
A	US 5,920,404 A (WEISER), 6 July 1999, See the whole reference.	1-62



Further documents are listed in the continuation of Box C.



See patent family annex.

* Special categories of cited documents:

"A" document defining the general state of the art which is not considered to be of particular relevance

"E" earlier application or patent published on or after the international filing date

"L" document which may throw doubts on priority claim(s) or which is cited to establish the publication date of another citation or other special reason (as specified)

"O" document referring to an oral disclosure, use, exhibition or other means

"P" document published prior to the international filing date but later than the priority date claimed

"T"

later document published after the international filing date or priority date and not in conflict with the application but cited to understand the principle or theory underlying the invention

"X"

document of particular relevance; the claimed invention cannot be considered novel or cannot be considered to involve an inventive step when the document is taken alone

"Y"

document of particular relevance; the claimed invention cannot be considered to involve an inventive step when the document is combined with one or more other such documents, such combination being obvious to a person skilled in the art

"&"

document member of the same patent family

Date of the actual completion of the international search

30 May 2002 (30.05.2002)

Date of mailing of the international search report

25 JUN 2002

Name and mailing address of the ISA/US

Commissioner of Patents and Trademarks

Box PCT

Washington, D.C. 20231

Facsimile No. (703)305-3230

Authorized officer

JACQUES VEILLARD

Telephone No. (703) 305-3900