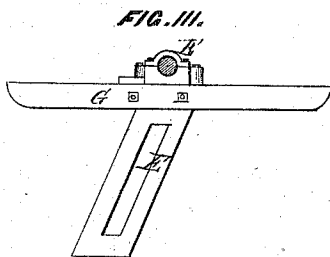
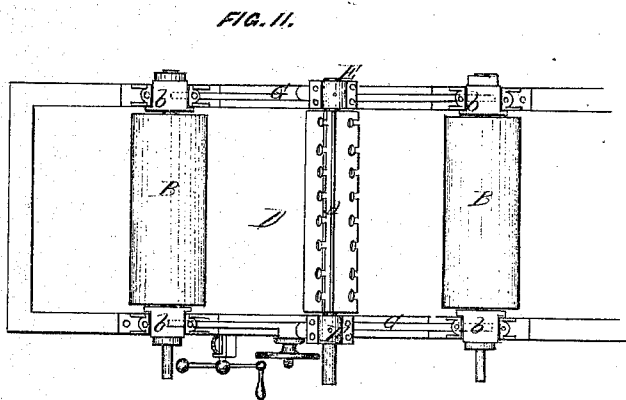
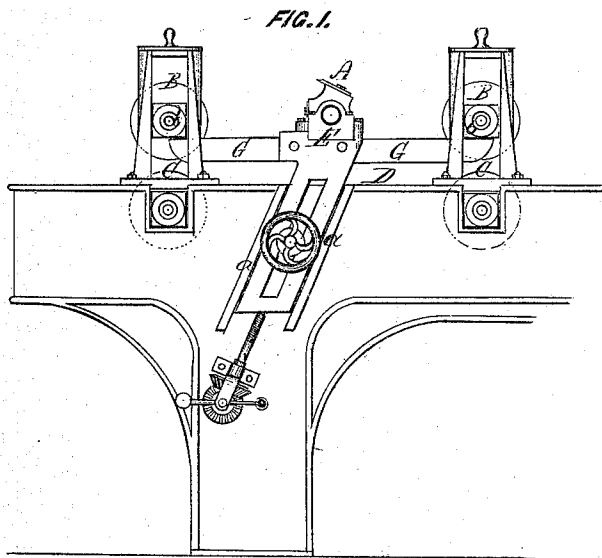


W. Teal,

Planing Wood.

No. 105997.

Patented Aug. 2, 1870.



Witnesses.

C. C. Beck  
Geo. W. Miatt

Inventor.

William Teal  
By J. Hassele  
attys.

# United States Patent Office.

WILLIAM TEAL, OF ROCHESTER, NEW YORK.

Letters Patent No. 105,997, dated August 2, 1870.

## IMPROVEMENT IN PLANING-MACHINE.

The Schedule referred to in these Letters Patent and making part of the same

### To all whom it may concern:

Be it known that I, WILLIAM TEAL, of the city of Rochester, in the county of Monroe and State of New York, have invented a certain new and useful Improvement in Wood-Planers and Matchers, of which the following is a specification.

#### Nature of the Invention.

This invention consists in a method of producing the upward adjustment of the cutter and the feed-rollers by one action, as hereinafter described.

#### General Description.

In the drawing—

Figure 1 is an elevation, showing my improvement applied to the cutter and the feed-rollers of a planing-machine.

Figure 2, a plan of the same.

Figure 3, an elevation of one of the cutter-bearings and the bar which constitutes my improvement.

A represents the cutter-head, and

B B C C, the feed-rollers, connected with the planing-bed D in the usual manner.

E E are the bearings of the cutter-head.

These bearings stand in an inclined direction, and rest in guides or ways *a a* on the sides of the machine. They are adjusted upward by means of screws, carrying the cutter-head with them, thereby adapting it to dressing stuffs of different thicknesses.

On the inside of each bearing is bolted, or otherwise firmly attached, a cross-bar, G, the extremities of which extend outward and rest loosely under the boxes *b b* of the upper feed-rollers, thereby adjusting said rollers upward simultaneously, and by the same action with the cutter-head.

This feature of the cross-bar, combined with the cutter-bearing, constitutes my invention.

I am aware that the feed-rollers and the cutter have before been simultaneously adjusted in planing-machines, but by a different arrangement from mine.

The advantages of mine are its extreme simplicity of construction and ease of adjustment, being adapted to feed-rollers situated widely apart.

Another important feature is that, while the connection of the bars with the cutter-bearings is rigid, their connection with the roller-bearing or boxes *b* is loose or independent, so that the latter have the freedom to rise and fall with the variation in the thickness of the stuff being dressed, independent of the bars that rest under them.

By this means the cutter-head will in nowise be affected by the rise and fall of the rollers, and consequently its action will be uniform and regular.

I disclaim the adjustment of the feed-rollers and cutter by one action, as I am aware such is not new.

What I claim as my invention, and desire to secure by Letters Patent, is—

The cross-bars G, combined rigidly with the bearings E of the cutter, and resting loosely under the boxes of the feed-rollers, thereby allowing them a free action, as shown and described, and for the purpose specified.

In witness whereof I have hereunto signed my name in the presence of two subscribing witnesses.

WILLIAM TEAL.

Witnesses:

R. F. OSGOOD,  
GEO. W. MIATT.