



(22) Date de dépôt/Filing Date: 2014/03/11
(41) Mise à la disp. pub./Open to Public Insp.: 2014/09/11
(45) Date de délivrance/Issue Date: 2022/06/21
(30) Priorités/Priorities: 2013/03/11 (US13/794,071);
2013/12/02 (US14/094,599)

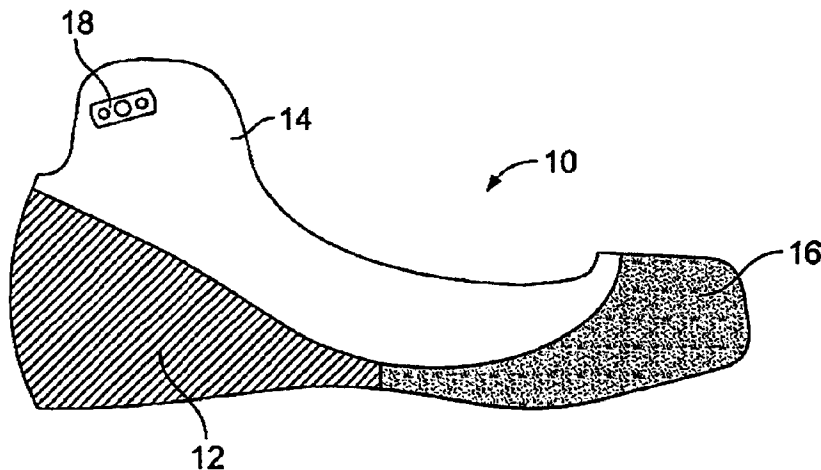
(51) Cl.Int./Int.Cl. *A43B 5/16* (2006.01),
A63C 1/38 (2006.01), *A63C 1/42* (2006.01),
B29D 35/06 (2010.01)

(72) Inventeurs/Inventors:
LEFEBVRE, ANDRE MARC, TW;
HUNG, AKY, TW;
RUSAKOV, DMITRY, US

(73) Propriétaire/Owner:
BAUER HOCKEY LTD., CA

(74) Agent: SMART & BIGGAR LLP

(54) Titre : PATIN A FORME DE CHAUSSURE INJECTEE
(54) Title: SKATE WITH INJECTED BOOT FORM



(57) **Abrégé/Abstract:**

A boot form for a hockey skate is made of multiple plastic materials having different hardness properties, or different flexural moduli, and is formed via an injection-molding process or another similar process. One or more of the plastic materials may be reinforced with fibers of glass, carbon, aramid, or another stiffening material to strengthen one or more regions of the boot form. For example, pellets of a first plastic material having a flexural modulus of approximately 190 MPa (e.g., a polyamide elastomer block amide) may be injected into a mold to form a softer upper region of the boot form. And pellets of a second plastic having a flexural modulus of approximately 20,000 MPa (e.g., a Nylon 12 with long glass fibers) may be injected into the mold to form a stiffer lower region of the boot form. Additional skate components may then be attached to the boot form.

ABSTRACT

A boot form for a hockey skate is made of multiple plastic materials having different hardness properties, or different flexural moduli, and is formed via an injection-molding process or another similar process. One or more of the plastic materials may be reinforced with fibers of glass, carbon, aramid, or another stiffening material to strengthen one or more regions of the boot form. For example, pellets of a first plastic material having a flexural modulus of approximately 190 MPa (e.g., a polyamide elastomer block amide) may be injected into a mold to form a softer upper region of the boot form. And pellets of a second plastic having a flexural modulus of approximately 20,000 MPa (e.g., a Nylon 12 with long glass fibers) may be injected into the mold to form a stiffer lower region of the boot form. Additional skate components may then be attached to the boot form.

SKATE WITH INJECTED BOOT FORM

BACKGROUND

[0001] The boot portions of hockey skates typically are constructed of substantially rigid materials. While these rigid constructions generally provide a wearer with suitable protection against impacts from pucks, sticks, and the like, the lack of flexibility in the skate boots—particularly in the upper regions of the skate boots—tends to restrict movement and limits the motions a skater can execute. Further, it is difficult to stitch or otherwise attach many materials to these rigid constructions, thus limiting the design options available to a skate designer.

SUMMARY

[0002] A boot form for a hockey skate is made of multiple plastic materials having different hardness properties, or different flexural moduli, and is formed via an injection-molding process or another similar process. One or more of the plastic materials may be reinforced with fibers of glass, carbon, aramid, or another stiffening material to strengthen one or more regions of the boot form. For example, pellets of a first plastic material having a flexural modulus of approximately 190 MPa (e.g., a polyamide elastomer block amide) may be injected into a mold to form a softer upper region of the boot form. And pellets of a second plastic having a flexural modulus of approximately 20,000 MPa (e.g., a Nylon 12 with long glass fibers) may be injected into the mold to form a stiffer lower region of the boot form. A skate quarter and other skate components may then be attached to the boot form.

[0002a] According to an aspect of the disclosure, there is provided a hockey skate. The hockey skate comprises a boot form for receiving a wearer's foot. The boot form includes a lower portion and an upper portion, the lower portion including a heel region and a toe region, the upper portion including a lateral side region and a medial side region. The hockey skate comprises a skate quarter attached to the boot form, the skate quarter comprising a series of eyelets for receiving at least one lace to tighten the hockey skate on the wearer's foot when worn. The hockey skate comprises a toe cap positioned over the toe region of the lower portion of the boot form, the toe cap extending rearwards in a longitudinal direction toward the heel region of the lower portion of the boot form so as to span in the longitudinal direction at least two eyelets of the series of eyelets. The toe cap comprises a lateral visible region and a medial visible region beneath the at least two eyelets of the series of eyelets of the skate quarter. The hockey skate comprises a tongue extending between the lateral side region and the medial side region of the upper portion of the boot form to cover a forefoot and an ankle of the wearer when the hockey skate is worn. The hockey skate comprises a blade holder attached to the lower portion of the boot form.

[0002b] According to another aspect of the disclosure, there is provided a hockey skate. The hockey skate comprises a boot form including at least a heel region to cover a heel of a wearer's foot when the hockey skate is worn. The hockey skate comprises a skate quarter attached to the boot form, the skate quarter comprising pairs of eyelets for receiving at least one lace to tighten the hockey skate on the wearer's foot when worn. The hockey skate comprises a toe cap positioned in a front region of the hockey skate, the toe cap extending rearwards in a longitudinal direction toward the heel region of the boot form so as to span longitudinally at least two of said pairs of eyelets of the skate quarter. The toe cap comprises a lateral visible region and a medial visible region beneath the at least two of said pairs of eyelets of the skate quarter. The hockey skate comprises a tongue configured to cover at least a forefoot of the wearer when the hockey skate is worn. The hockey skate comprises a blade holder attached to the boot form.

[0002c] According to another aspect of the disclosure, there is provided a hockey skate. The hockey skate comprises a boot form including at least a heel region to cover a heel of a wearer's foot when the hockey skate is worn. The hockey skate comprises a skate quarter attached to the boot form, the skate quarter comprising a series of eyelets for receiving at least one lace to tighten the hockey skate on the wearer's foot when worn. The hockey skate comprises a toe cap attached to the boot form and positioned in a front region of the hockey skate such as to cover a portion of the boot form, the toe cap extending rearwards toward the heel region of the boot form so as to span longitudinally at least two eyelets of the series of eyelets of the skate quarter. The toe cap comprises a lateral visible region and a medial visible region beneath the at least two eyelets of the series of eyelets of the skate quarter. The hockey skate comprises a tongue configured to cover at least a forefoot of the wearer when the hockey skate is worn, the tongue being attached to the toe cap by at least one connector. The hockey skate comprises a blade holder attached to the boot form.

[0002d] According to another aspect of the disclosure, there is provided a hockey skate. The hockey skate comprises a boot form for receiving a wearer's foot, the boot form including a lower portion and an upper portion, the lower portion including a heel region and a toe region, the upper portion including a lateral side region and a medial side region. The hockey skate comprises a skate quarter attached to the boot form, the skate quarter comprising a series of eyelets for receiving at least one lace to tighten the hockey skate on the wearer's foot when worn. The hockey skate comprises a toe cap positioned over the toe region of the lower portion of the boot form. The hockey skate comprises a tongue extending between the lateral side region and the medial side region of the upper portion of the boot form to cover a forefoot and an ankle of the wearer when the hockey skate is worn. The hockey skate comprises a blade holder attached to the lower portion of the boot form. The toe region of the lower portion of the boot form comprises an inner front surface for facing a front of toes of the wearer's foot.

[0002e] According to another aspect of the disclosure, there is provided a hockey skate. The hockey skate comprises a boot form including a lower portion and an upper

portion molded to the lower portion, a flexibility of material of the upper portion being greater than a flexibility of material of the lower portion such that the upper portion is less rigid than the lower portion. The material of the lower portion is a composite and the material of the upper portion is a composite. The hockey skate comprises a skate quarter attached to the upper portion of the boot form.

[0002f] According to another aspect of the disclosure, there is provided a hockey skate. The hockey skate comprises a boot form including a lower portion and an upper portion molded to the lower portion, the lower portion comprising a first material and the upper portion comprising a second material, the first material having a flexural modulus greater than a flexural modulus of the second material. The first material is a composite and the second material is a composite. The hockey skate comprises a skate quarter attached to the upper portion of the boot form.

[0002g] According to another aspect of the disclosure, there is provided a hockey skate. The hockey skate comprises a boot form. The boot form includes a lower portion and an upper portion molded to the lower portion, the lower portion including a heel region and a toe region, the upper portion including a lateral side region and a medial side region, a flexibility of material of the upper portion being greater than a flexibility of material of the lower portion such that the upper portion is less rigid than the lower portion. The material of the lower portion is a composite and the material of the upper portion is a composite. The hockey skate comprises a skate quarter attached to the upper portion of the boot form. The lateral side region and the medial side region are spaced apart from one another and define a U-shaped notch extending towards a heel portion of the boot form.

[0003] To achieve a different performance characteristic, a first plastic having a flexural modulus of approximately 2100 MPa (e.g., a Nylon 12 with short glass fibers) may be injected into the mold to form a softer upper region of the boot form. And pellets of a second plastic having a flexural modulus of approximately 4200 MPa (e.g., a Nylon 12 with a higher content of short glass fibers) may be injected into the mold to form a stiffer lower region of the boot form. A skate quarter and other skate components may then be attached to the boot form.

[0004] Other features and advantages will appear hereinafter. The features described above can be used separately or together, or in various combinations of one or more of them.

BRIEF DESCRIPTION OF THE DRAWINGS

[0005] In the drawings, wherein the same reference number indicates the same element throughout the views:

[0006] Fig. 1 is a perspective view of a boot form, according to one embodiment.

[0007] Fig. 2 is a perspective view of a hockey skate including the boot form shown in Fig. 1, according to one embodiment.

[0008] Fig. 3 is a perspective view of the toe cap of a skate boot, according to one embodiment.

[0009] Fig. 4 s a perspective view of a boot form, according to another embodiment.

DETAILED DESCRIPTION OF THE DRAWINGS

[0010] Various embodiments of the invention will now be described. The following description provides specific details for a thorough understanding and enabling description of these embodiments. One skilled in the art will understand, however, that the invention may be practiced without many of these details. Additionally, some well-known structures or functions may not be shown or described in detail so as to avoid unnecessarily obscuring the relevant description of the various embodiments.

[0011] The terminology used in the description presented below is intended to be interpreted in its broadest reasonable manner, even though it is being used in conjunction with a detailed description of certain specific embodiments of the invention. Certain terms may even be emphasized below; however, any terminology intended to be interpreted in any restricted manner will be overtly and specifically defined as such in this detailed description section.

[0012] Where the context permits, singular or plural terms may also include the plural or singular term, respectively. Moreover, unless the word "or" is expressly limited to mean only a single item exclusive from the other items in a list of two or more items, then the use of "or" in such a list is to be interpreted as including (a) any

single item in the list, (b) all of the items in the list, or (c) any combination of items in the list. Further, unless otherwise specified, terms such as “attached” or “connected” are intended to include integral connections, as well as connections between physically separate components.

[0013] Turning now to Figs. 1 and 2, a boot form 10 for a hockey skate 5 includes a rigid lower portion 12 and a less rigid upper portion 14. The upper portion 14 may be made of a thermoformable composite material, such as low density polyethylene, or of another material suitable for providing both structural support and relative flexibility in the upper portion 14. The lower portion 12 of the boot form 10 may be made of a rigid composite material, such as a carbon-fiber reinforced composite material, or of another suitable rigid material. The lower portion 12 of the boot form 10 may include an integral toe portion 16 made of the same material, or of a material having a similar rigidity, as the remainder of the lower portion 12. The various regions of the boot form 10 may be laid up and then cured together to form a unitary structure.

[0014] The boot form 10 may include multiple layers of material to yield an optimal flexibility for a given skate size. As the length and width of the skate 5 varies throughout the size ranges, the overall stiffness of the skate 5, if constructed in a uniform manner, also varies. A smaller-sized skate, for example, would have a greater stiffness than a similarly constructed larger-sized skate. Accordingly, the stiffness of the individual composite layers, particularly in the lower region 12 or the

boot form 10, may be varied across different skate sizes to achieve a substantially equivalent skate stiffness or flexibility.

[0015] In one embodiment, the angles of the fibers in one or more layers of the boot form 10 may be adjusted based on the size of the skate 5. In skates having sizes 4 to 6.5, for example, the carbon or other fibers in the boot form 10 may be oriented to provide less relative stiffness than similarly situated fibers in skates having sizes 7-9.5, which may in turn have carbon or other fibers oriented to provide less relative stiffness than similarly situated fibers in skates having sizes 10 to 12.5. By varying the fiber angles in this manner, the overall flexion or torsional rigidity of the skate 5 can be substantially equalized throughout the available size ranges.

[0016] In one embodiment, the transition region between the upper portion 14 and the lower portion 12 of the boot form 10 is staggered during the layup process to provide a gradually changing flexibility along the length of the transition region. For example, the lower portion 12 of the boot form 10 may include one or more regions that extend upward beyond a neighboring region of the lower portion 12, or the lower portion 12 may include a stepped upper region providing a gradual increase or decrease in flexibility along the transition region. These arrangements may aid in the performance and durability of the skate 5.

[0017] Fastener elements 18 may be attached to or molded into the upper portion 14 of the boot form 10 to facilitate attachment of a tendon guard 20, a skate

quarter 22, or other components. Screws 24, bolts, rivets, or other suitable fasteners may be used to engage the fastener elements 18 and to attach the components. In the illustrated embodiment, a portion of the skate quarter 22, as well as medial and lateral connecting portions of the tendon guard 20, are attached to the boot form 10 via screws 24 or similar connectors.

[0018] In one embodiment, two or more fastener elements 18 are included on each side of the boot form 10. As a result, the tendon guard 20 may be secured to multiple locations on each side of the boot form 10, thus preventing the tendon guard 20 from pivoting about the connection location. In another embodiment, stoppers 21 may additionally or alternatively be included at the upper regions of the skate boot to inhibit forward rotation of the tendon guard 20, as described, for example, in U.S. patent application no. 13/418,052, filed March 12, 2012.

[0019] In one embodiment, a U-shaped notch or other opening is included in the rear of the skate boot to facilitate rearward extension of a wearer's ankle and lower leg during the skating motion. The tendon guard 20 may include a narrow mid-region to facilitate rearward flexing of the tendon guard 20, as described, for example, in U.S. patent application no. 13/271,029, filed October 11, 2011.

[0020] The skate quarter 22 may be made of a thermoformable material, such as Surlyn®, high density polyethylene, or of another suitable material. Because the upper portion 14 of the boot form 10 is made of a thermoformable material or a

similar material, the skate quarter 22 may be attached to the upper portion 14 of the boot form 10 via adhesives or stitching, as well as by the fasteners 18 described above. The use of a thermoformable upper portion 14 of the boot form 10, as well as a thermoformable skate quarter 22, facilitates conforming of the skate boot to the shape of a wearer's foot and ankle.

[0021] A molded protector 23 made of thermoplastic polyurethane, or of another suitable material, may be positioned over the lower edge of the skate quarter 22 to protect it from abrasion and from prying forces that could separate or delaminate the quarter 22 from the upper portion 14 of the boot form 10. Additionally, a molded toe cap 26 may be integral with or positioned over the integral toe portion 16 of the boot form 10. The toe cap 26 may be made of a plastic material, such as thermoplastic polyurethane, or of any other material suitable for providing protection to the toe region of the skate 5.

[0022] As shown in Fig. 3, the toe cap 26 may include one or more flanges 25 or similar elements to which the skate quarter 22, the molded protector 23, or a skate tongue 30 may be attached. Connection of these components to the toe cap 26 may be advantageous, as it would be difficult to attach them directly to the rigid lower portion 12 of the boot form 10.

[0023] In one embodiment, the skate tongue 30 extends inside the toe region 16 of the boot form 10 to fill the space between the top of a wearer's foot and the

upper, inner surface of the toe region 16. This arrangement provides comfort for the user, while also providing sensation and feedback during skating motions. In another embodiment, a separate filler element is positioned inside the toe region 16 adjacent to the end of the tongue 30 to provide similar benefits.

[0024] A blade holder 32 is attached to the lower portion 12 of the boot form 10 via screws, bolts, rivets, or other suitable connectors. The blade holder 32 may be made of DuPont Zytel® ST801 or of another suitable material. A blade 34 made of steel or of another suitable material is secured to the blade holder 32 via screws 36, rivets, bolts, or other suitable connectors. In one embodiment, the bottom of the boot form 10 includes a plurality of premolded openings to which the blade holder 32 is attached.

[0025] Multiple layers of material may be included on the interior region of the lower portion 12 of the boot form 10 to facilitate increased grip or holding strength of the screws or other connectors used to secure the blade holder 32 to the lower portion 12 of the boot form 10. Because the lower portion 12 of the boot form 10 is rigid, it does not readily accept connectors. Providing additional layers of material, however, increases the holding strength of the connectors. Additionally, the toe cap 26 preferably does not wrap underneath the toe region 16 so that it does not interfere with the attachment of the lower portion 12 of the boot form 10 to the blade holder 32.

[0026] The skate boot 5 described herein may be constructed by arranging in a mold the composite layers that make up the lower portion 12, upper portion 14, and toe region 16 of the boot form 10. As described above, the fiber angles in the given layers may be selected to provide the stiffness properties desired for a given skate size. Also as described above, the layers of the lower and upper portions 12, 14 of the boot form 10 optionally may be staggered to provide a graduated transition region between them.

[0027] Once the layers are arranged in the mold they are be cured under heat and pressure to create the boot form 10. The thermoformable upper portion 14 of the boot form 10 softens at a temperature range that does not affect the rigidity of the rigid lower portion 12 of the boot form 10. The upper portion 14, therefore, is able to conform to the shape of a wearer's foot and, after cooling, remain in that shape so that the skate 5 remains conformed to a wearer's foot. The skate quarter 22, toe cap 26, tongue 30, tendon guard 20, blade holder 32, and other skate components may then be attached to the boot form 10, or to each other, as described above.

[0028] As illustrated in Fig. 4, in another embodiment, a boot form 50 may be made of multiple plastic materials having different hardness properties, or different flexural moduli, and may be formed via an injection-molding process or another similar process. One or more of the plastic materials may be reinforced with fibers of glass, carbon, aramid, or another stiffening material to strengthen one or more

regions of the boot form 50. For example, pellets of a first plastic material having a flexural modulus of approximately 190 MPa (e.g., a polyamide elastomer block amide) may be injected into a mold to form the softer upper region 52 of the boot form. And pellets of a second plastic having a flexural modulus of approximately 20,000 MPa (e.g., a Nylon 12 with long glass fibers) may be injected into the mold to form the stiffer lower region 54 of the boot form.

[0029] To achieve a different performance characteristic, a first plastic having a flexural modulus of approximately 2100 MPa (e.g., a Nylon 12 with short glass fibers) may be injected into the mold to form a softer upper region of the boot form. And pellets of a second plastic having a flexural modulus of approximately 4200 MPa (e.g., a Nylon 12 with a higher content of short glass fibers) may be injected into the mold to form a stiffer lower region of the boot form. A skate quarter and other skate components may then be attached to the boot form.

[0030] The second plastic material preferably bonds with the first plastic material during heating and curing in the mold but could otherwise be attached in another suitable manner. If desired, a smaller amount of the stiffer, second plastic material may be introduced into the upper region 52 of the boot form 50 to increase the stiffness of the upper region 52 relative to a boot form including only the first plastic material in the upper region.

[0031] The use of different plastics having different flexural moduli facilitates customization of the boot form 50 to meet the preferences of a variety of users. For example, some users may prefer a very flexible upper region 52, while others may prefer an upper region 52 that, while more flexible than the lower region 54, is relatively close in stiffness to the lower region 54. In one embodiment, the upper region 52 of the boot form 50 is formed from a plastic material that is soft enough to receive stitches, such that a skate quarter or other elements of the skate may be stitched to the upper region 52.

[0032] In one embodiment, one or more flexible flanges or tabs 56 may be molded to, or otherwise attached to, one or more regions of the boot form 50. Components of a hockey skate may be attached to the tabs 56 via stitching, adhesive, or another suitable connector. For example, a flexible tab 56 may be molded or otherwise connected to the toe region of the boot form 50 for connection to a tongue of the skate. A flexible tab 56 may additionally or alternatively be molded or otherwise connected to the rear of the boot form for attachment to an inner liner of the skate boot or attachment to a tendon guard. Attaching a tendon guard to the flexible tab 56, for example, allows the tendon guard to flex rearward and forward via movement of the tab 56. Accordingly, the tendon guard may be made of a relatively stiff material to enhance protection, while still allowing the user to maximize range of leg motion in the rearward and forward directions due to the flexibility of the tab 56.

[0033] Once the boot form 50 is formed, a skate quarter, toe cap, tongue, tendon guard, blade holder, or other skate components may be attached to the boot form 50, or to each other, as described in the above embodiments. In one embodiment, a fabric layer or a composite-fiber layer may be positioned in the mold to enhance bonding of the injected pellets when they melt such that they form an integral boot form with excellent impact resistance properties. In another embodiment, a toe cap or heel cup having a different flexural modulus than the boot form itself may be separately injected and then placed in the mold to bond with the boot form during the subsequent injection process to provide increased impact protection.

What is claimed is :

1. A hockey skate comprising:
 - a boot form for receiving a wearer's foot, the boot form including a lower portion and an upper portion, the lower portion including a heel region and a toe region, the upper portion including a lateral side region and a medial side region;
 - a skate quarter attached to the boot form, the skate quarter comprising a series of eyelets for receiving at least one lace to tighten the hockey skate on the wearer's foot when worn;
 - a toe cap positioned over the toe region of the lower portion of the boot form, the toe cap extending rearwards in a longitudinal direction toward the heel region of the lower portion of the boot form so as to span in the longitudinal direction at least two eyelets of the series of eyelets, the toe cap comprising a lateral visible region and a medial visible region beneath the at least two eyelets of the series of eyelets of the skate quarter;
 - a tongue extending between the lateral side region and the medial side region of the upper portion of the boot form to cover a forefoot and an ankle of the wearer when the hockey skate is worn; and
 - a blade holder attached to the lower portion of the boot form.

2. The hockey skate of claim 1, a material of the lower portion of the boot form being a composite and a material of the upper portion of the boot form being a composite.

3. The hockey skate of claim 2, wherein the toe region is integral with the lower portion of the boot form.

4. The hockey skate of claim 3, wherein underneath the toe region of the lower portion of the boot form is devoid of the toe cap.

5. The hockey skate of claim 2, wherein the toe cap is attached to the skate quarter.
6. The hockey skate of claim 5, wherein the toe cap includes at least one attachment portion for attaching the toe cap to the skate quarter.
7. The hockey skate of claim 6, wherein the attachment portion includes a flange.
8. The hockey skate of any one of claims 2 to 7, wherein the toe cap is made of a plastic material.
9. The hockey skate of any one of claims 2 to 8, the tongue being connected to the toe cap by at least one connector.
10. The hockey skate of claim 9, the at least one connector is one of adhesive and stitching.
11. The hockey skate of any one of claims 1 to 10, wherein the at least two eyelets include at least two consecutive eyelets in the series.
12. The hockey skate of any one of claims 1 to 10, wherein the at least two eyelets include the two first eyelets in the front of the skate.
13. A hockey skate comprising:
 - a boot form including at least a heel region to cover a heel of a wearer's foot when the hockey skate is worn;
 - a skate quarter attached to the boot form, the skate quarter comprising pairs of eyelets for receiving at least one lace to tighten the hockey skate on the wearer's foot when worn;

a toe cap positioned in a front region of the hockey skate, the toe cap extending rearwards in a longitudinal direction toward the heel region of the boot form so as to span longitudinally at least two of said pairs of eyelets of the skate quarter, the toe cap comprising a lateral visible region and a medial visible region beneath the at least two of said pairs of eyelets of the skate quarter;

a tongue configured to cover at least a forefoot of the wearer when the hockey skate is worn; and

a blade holder attached to the boot form.

14. The hockey skate of claim 13, wherein the boot form includes a lower portion and an upper portion, the lower portion including a heel region and a toe region, the upper portion including a lateral side region and a medial side region, and wherein a material of the lower portion of the boot form is a composite and a material of the upper portion of the boot form is a composite.

15. The hockey skate of claim 14, wherein the toe region is integral with the lower portion of the boot form.

16. The hockey skate of claim 15, wherein underneath the toe region of the lower portion of the boot form is devoid of the toe cap.

17. The hockey skate of claim 14, wherein the toe cap is attached to the skate quarter.

18. The hockey skate of claim 17, wherein the toe cap includes at least one attachment portion for attaching the toe cap to the skate quarter.

19. The hockey skate of claim 18, wherein the attachment portion includes a flange.

20. The hockey skate of any one of claims 14 to 19, wherein the toe cap is made of a plastic material.

21. The hockey skate of any one of claims 14 to 20, the tongue being connected to the toe cap by at least one connector.

22. The hockey skate of claim 21, the at least one connector is one of adhesive and stitching.

23. The hockey skate of any one of claims 13 to 22, wherein the at least two of said pairs of eyelets include at least two consecutive pairs of eyelets in the series.

24. The hockey skate of any one of claims 13 to 22, wherein the at least two of said pairs of eyelets include the two first pairs of eyelets towards the front of the skate.

25. A hockey skate comprising:
a boot form including at least a heel region to cover a heel of a wearer's foot when the hockey skate is worn;
a skate quarter attached to the boot form, the skate quarter comprising a series of eyelets for receiving at least one lace to tighten the hockey skate on the wearer's foot when worn;
a toe cap attached to the boot form and positioned in a front region of the hockey skate such as to cover a portion of the boot form, the toe cap extending rearwards toward the heel region of the boot form so as to span longitudinally at least two eyelets of the series of eyelets of the skate quarter, the toe cap comprising a lateral visible region and a medial visible region beneath the at least two eyelets of the series of eyelets of the skate quarter;
a tongue configured to cover at least a forefoot of the wearer when the hockey skate is worn, the tongue being attached to the toe cap by at least one connector; and
a blade holder attached to the boot form.

26. The hockey skate of claim 25, further comprising a tendon guard configured to cover at least part of an Achilles tendon of the wearer when the hockey skate is worn.

27. The hockey skate of claim 26, wherein the tendon guard being removably connected to the boot form by at least one mechanical fastener.

28. The hockey skate of claim 27, wherein the at least one mechanical fastener is a screw, a bolt or a rivet.

29. The hockey skate of any one of claims 25 to 28, wherein the tongue is hingedly attached to the toe cap.

30. The hockey skate of any one of claims 25 to 29, a material of a lower portion of the boot form being a composite and a material of an upper portion of the boot form being a composite.

31. The hockey skate of claim 30, wherein the boot form is made of a thermoformable material to facilitate conforming of the boot form to the shape of the wearer's foot and ankle.

32. The hockey skate of claim 31, wherein the skate quarter is layered over the upper portion of the boot form.

33. The hockey skate of claim 32, wherein the skate quarter is made of a thermoformable material.

34. The hockey skate of any one of claims 25 to 33, wherein the toe cap is attached to the skate quarter.

35. The hockey skate of claim 34, the tongue being connected to the skate quarter by at least one connector.

36. The hockey skate of claim 35, wherein the at least one connector is one of adhesive and stitching.

37. A hockey skate comprising:
a boot form for receiving a wearer's foot, the boot form including a lower portion and an upper portion, the lower portion including a heel region and a toe region, the upper portion including a lateral side region and a medial side region;
a skate quarter attached to the boot form, the skate quarter comprising a series of eyelets for receiving at least one lace to tighten the hockey skate on the wearer's foot when worn;
a toe cap positioned over the toe region of the lower portion of the boot form;
a tongue extending between the lateral side region and the medial side region of the upper portion of the boot form to cover a forefoot and an ankle of the wearer when the hockey skate is worn; and
a blade holder attached to the lower portion of the boot form;
wherein the toe region of the lower portion of the boot form comprises an inner front surface for facing a front of toes of the wearer's foot.

38. The hockey skate of claim 37, wherein the toe region of the lower portion of the boot form comprises an inner upper surface for covering a top of the toes of the wearer's foot.

39. The hockey skate of any one of claims 37 and 38, wherein the toe cap extends rearwards in a longitudinal direction toward the heel region of the lower portion of the boot form so as to span in the longitudinal direction at least two eyelets of the series of eyelets.

40. The hockey skate of claim 39, wherein the at least two eyelets include at least two consecutive eyelets in the series.

41. The hockey skate of claim 39, wherein the at least two eyelets include the two first eyelets in the front of the skate.

42. The hockey skate of any one of claims 37 to 41, wherein a material of the lower portion of the boot form is a composite and a material of the upper portion of the boot form being a composite.

43. The hockey skate of claim 42, wherein the toe region is integral with the lower portion of the boot form.

44. The hockey skate of claim 43, wherein underneath the toe region of the lower portion of the boot form is devoid of the toe cap.

45. The hockey skate of claim 42, wherein the toe cap is attached to the skate quarter.

46. The hockey skate of claim 45, wherein the toe cap includes at least one attachment portion for attaching the toe cap to the skate quarter.

47. The hockey skate of claim 46, wherein the attachment portion includes a flange.

48. The hockey skate of any one of claims 42 to 47, wherein the toe cap is made of a plastic material.

49. The hockey skate of any one of claims 42 to 48, wherein the tongue is connected to the toe cap by at least one connector.

50. The hockey skate of claim 49, wherein the at least one connector is one of adhesive and stitching.

1/3

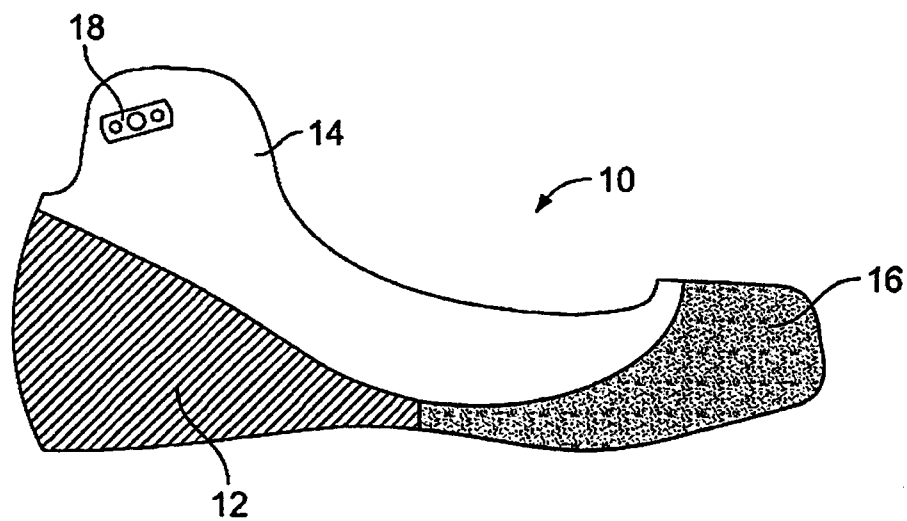


FIG. 1

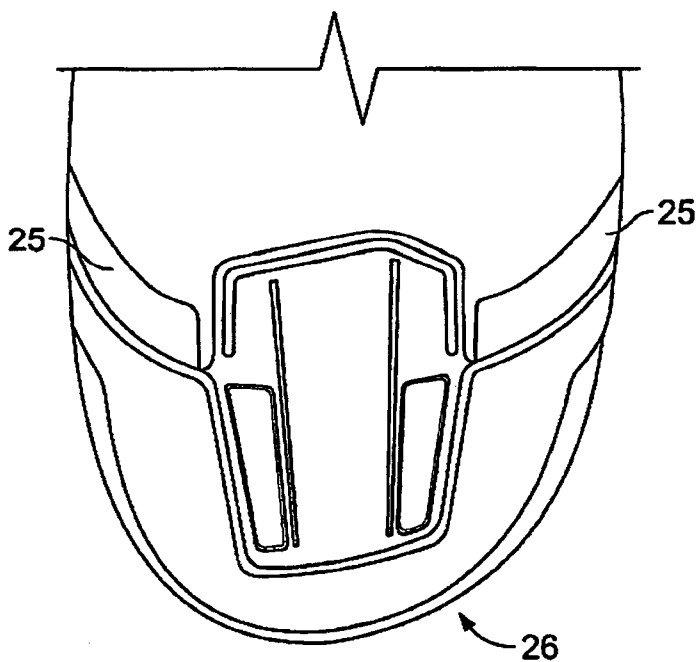


FIG. 3

2/3

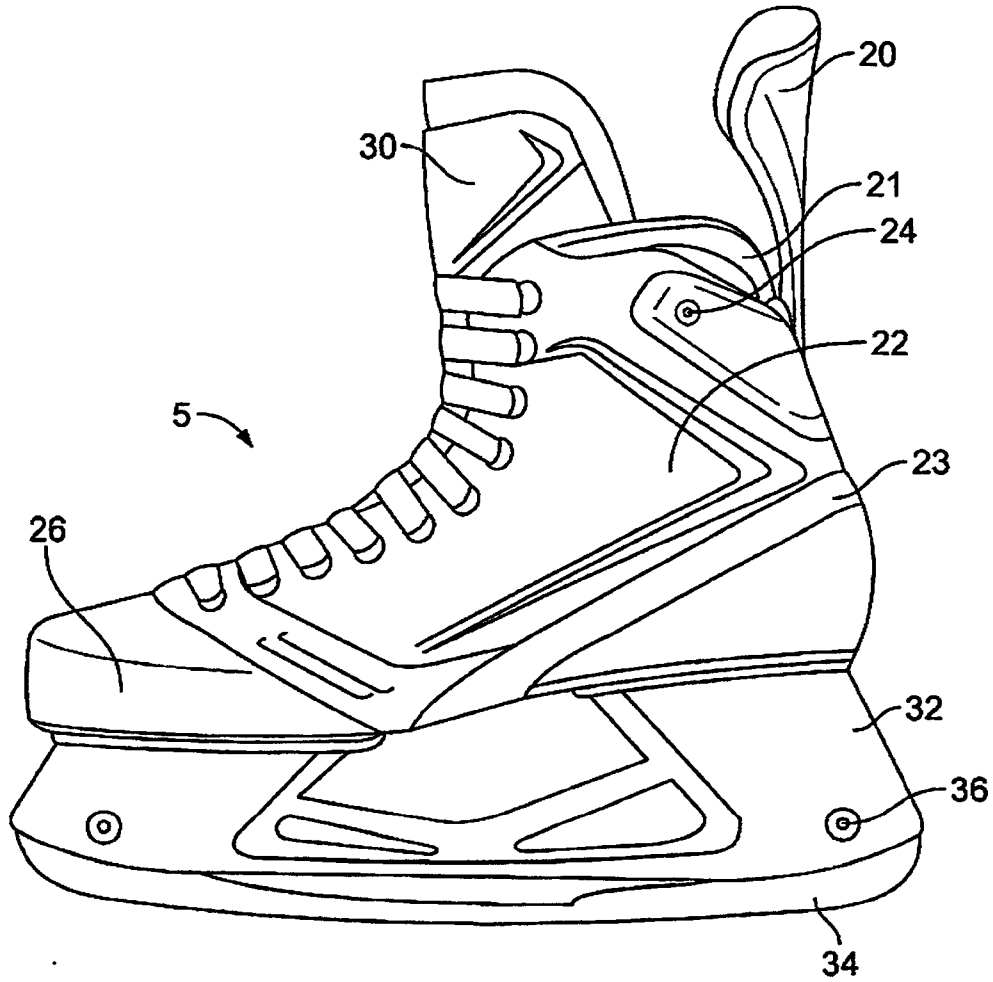


FIG. 2

3/3

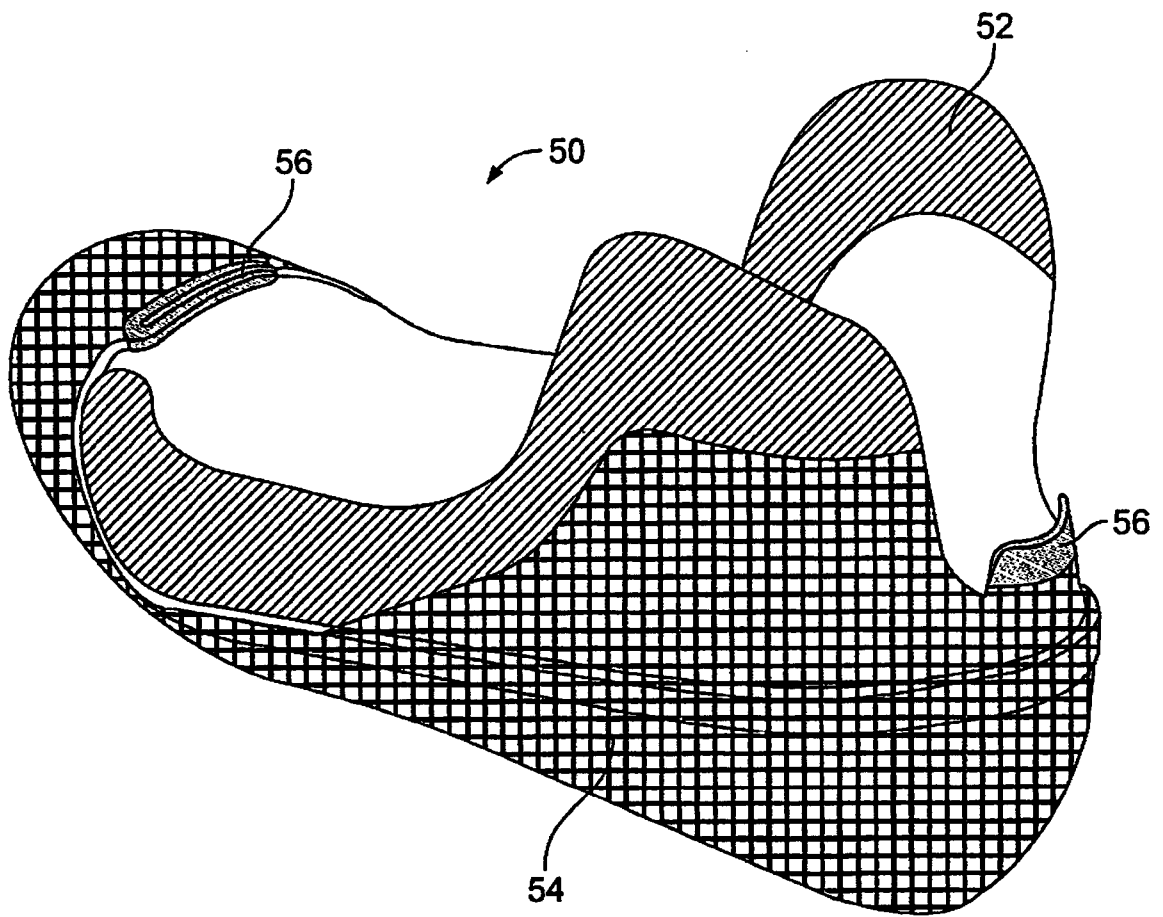


FIG. 4

