



(86) Date de dépôt PCT/PCT Filing Date: 2005/04/21  
(87) Date publication PCT/PCT Publication Date: 2005/11/03  
(45) Date de délivrance/Issue Date: 2012/11/06  
(85) Entrée phase nationale/National Entry: 2006/10/18  
(86) N° demande PCT/PCT Application No.: EP 2005/004399  
(87) N° publication PCT/PCT Publication No.: 2005/102287  
(30) Priorités/Priorities: 2004/04/22 (US60/564,206);  
2004/04/22 (SE0401032-8)

(51) Cl.Int./Int.Cl. *A61K 31/573* (2006.01),  
*A61K 9/00* (2006.01), *A61K 9/08* (2006.01),  
*A61K 9/12* (2006.01), *A61K 9/16* (2006.01),  
*A61K 9/20* (2006.01), *A61K 9/50* (2006.01),  
*A61K 9/70* (2006.01)

(72) Inventeurs/Inventors:  
SKRTIC, STANKO, SE;  
JOHNSSON, JOERGEN, SE;  
LENNERNAES, HANS, SE;  
HEDNER, THOMAS, SE;  
JOHANSSON, GUDMUNDUR, SE

(73) Propriétaire/Owner:  
ACUCORT AB, SE

(74) Agent: SIM & MCBURNEY

(54) Titre : COMPOSITIONS PHARMACEUTIQUES POUR THERAPIE AUX GLUCOCORTICOIDES AIGUE  
(54) Title: PHARMACEUTICAL COMPOSITIONS FOR ACUTE GLUCOCORTICOID THERAPY

(57) **Abrégé/Abstract:**

The present invention relates to glucocorticoid-containing pharmaceutical compositions or kits for use in acute emergency situations where acute glucocorticoid therapy is required. Notably, the invention relates to pharmaceutical compositions and kits that are designed to be administered by non-medically trained persons outside a hospital or another medical or clinical setting. The invention also relates to a method for treating a disorder requiring acute glucocorticoid therapy by providing a fast onset of action of a glucocorticoid



## (12) INTERNATIONAL APPLICATION PUBLISHED UNDER THE PATENT COOPERATION TREATY (PCT)

(19) World Intellectual Property Organization  
International Bureau



(43) International Publication Date  
3 November 2005 (03.11.2005)

PCT

(10) International Publication Number  
**WO 2005/102287 A3**

## (51) International Patent Classification:

*A61K 31/573* (2006.01)    *A61K 9/16* (2006.01)  
*A61K 9/00* (2006.01)    *A61K 9/20* (2006.01)  
*A61K 9/08* (2006.01)    *A61K 9/50* (2006.01)  
*A61K 9/12* (2006.01)    *A61K 9/70* (2006.01)

## (21) International Application Number:

PCT/EP2005/004399

(22) International Filing Date: 21 April 2005 (21.04.2005)

(25) Filing Language: English

(26) Publication Language: English

## (30) Priority Data:

0401032-8    22 April 2004 (22.04.2004)    SE  
60/564,206    22 April 2004 (22.04.2004)    US

(71) Applicant (*for all designated States except US*): **DUO-CORT AB** [SE/SE]; Kullagatan 8-10, S-252 20 Helsingborg (SE).

## (72) Inventors; and

(75) Inventors/Applicants (*for US only*): **SKRTIC, Stanko** [SE/SE]; Lövskogsgatan 18, S-413 20 Göteborg (SE). **JOHNSON, Jörgen** [SE/SE]; Drottninggatan 131, S-254 33 Helsingborg (SE). **LENNERNÄS, Hans** [SE/SE]; Dag Hammarskölds väg 238 F, S-756 52 Uppsala (SE). **HEDNER, Thomas** [SE/SE]; Intorp Säteri, S-520 10 Gällsta (SE). **JOHANNSSON, Gudmundur** [IS/SE]; Spektrumsgatan 96, S-421 63 Västra Frölunda (SE).

(74) Agent: **ALBIHNS A/S**; H.C. Andersens Boulevard 49, DK-1553 Copenhagen V (DK).

(81) Designated States (*unless otherwise indicated, for every kind of national protection available*): AE, AG, AL, AM, AT, AU, AZ, BA, BB, BG, BR, BW, BY, BZ, CA, CH, CN, CO, CR, CU, CZ, DE, DK, DM, DZ, EC, EE, EG, ES, FI, GB, GD, GE, GH, GM, HR, HU, ID, IL, IN, IS, JP, KE, KG, KM, KP, KR, KZ, LC, LK, LR, LS, LT, LU, LV, MA, MD, MG, MK, MN, MW, MX, MZ, NA, NI, NO, NZ, OM, PG, PH, PL, PT, RO, RU, SC, SD, SE, SG, SK, SL, SM, SY, TJ, TM, TN, TR, TT, TZ, UA, UG, US, UZ, VC, VN, YU, ZA, ZM, ZW.

(84) Designated States (*unless otherwise indicated, for every kind of regional protection available*): ARIPO (BW, GH, GM, KE, LS, MW, MZ, NA, SD, SL, SZ, TZ, UG, ZM, ZW), Eurasian (AM, AZ, BY, KG, KZ, MD, RU, TJ, TM), European (AT, BE, BG, CH, CY, CZ, DE, DK, EE, ES, FI, FR, GB, GR, HU, IE, IS, IT, LT, LU, MC, NL, PL, PT, RO, SE, SI, SK, TR), OAPI (BF, BJ, CF, CG, CI, CM, GA, GN, GQ, GW, ML, MR, NE, SN, TD, TG).

## Published:

— with international search report

(88) Date of publication of the international search report:

22 June 2006

*For two-letter codes and other abbreviations, refer to the "Guidance Notes on Codes and Abbreviations" appearing at the beginning of each regular issue of the PCT Gazette.*

(54) Title: PHARMACEUTICAL COMPOSITIONS FOR ACUTE GLUCOCORTICOID THERAPY

(57) Abstract: The present invention relates to glucocorticoid-containing pharmaceutical compositions or kits for use in acute emergency situations where acute glucocorticoid therapy is required. Notably, the invention relates to pharmaceutical compositions and kits that are designed to be administered by non-medically trained persons outside a hospital or another medical or clinical setting. The invention also relates to a method for treating a disorder requiring acute glucocorticoid therapy by providing a fast onset of action of a glucocorticoid



WO 2005/102287 A3



## Pharmaceutical compositions for acute glucocorticoid therapy

### Field of the invention

The present invention relates to glucocorticoid-containing pharmaceutical compositions  
5 or kits for use in acute emergency situations where acute glucocorticoid therapy is  
required. Notably, the invention relates to pharmaceutical compositions and kits that  
are designed to be administered by non-medically trained persons outside a hospital or  
another medical or clinical setting. The invention also relates to a method for treating a  
10 disorder requiring acute glucocorticoid therapy by providing a fast onset of action of a  
glucocorticoid.

### Background of the invention

Glucocorticoids are important steroids for intermediary metabolism, immune function,  
musculoskeletal and connective tissue as well as the brain. The importance of the  
15 glucocorticoids is best understood in patients with glucocorticoid deficiency. In such  
patients, the one-year survival rate was only 20% in the 1950s before the availability of  
glucocorticoid replacement therapy. The major use of glucocorticoids in clinical practice  
began, however, with their use in the treatment of rheumatoid arthritis in the 1940s.  
Both natural and synthetic glucocorticoids have been employed in the management of  
20 a wide variety of conditions and they play a crucial part of many emergency treatments  
involving allergic and inflammatory disorders.

The endogenous glucocorticoids are steroids predominantly produced in the adrenal  
cortex. The main glucocorticoid in the body is cortisol. The production and secretion of  
25 cortisol is governed by a complex and highly efficient system that includes the  
hypothalamus, pituitary and the adrenal glands i.e. hypothalamic-pituitary-adrenal axis  
(HPA). Cortisol secretion has a circadian release rhythm with peak values in early  
morning and trough values at midnight. The HPA axis is also activated by several  
physical and psychological stressors. Thus, under stress conditions, such as physical  
30 activity, fever, surgery or mental stress, the serum cortisol concentration is increased.

Adrenocortical deficiency results in a number of complex symptoms that results from  
deficiency of adrenocortical hormone activity. It may be of a primary type as a result of  
a disease in the adrenal cortex, a secondary (central) type due to the specific  
35 pathology in the hypothalamus and/or the pituitary gland, or a tertiary type due to a  
suppressed HPA axis after long-term high dose glucocorticoid treatment.

The onset of adrenocortical insufficiency may vary from insidious to an acute life-threatening situation with severe salt and water deficit, which leads to shock and death if not treated fast and adequately.

5

Therapy of e.g. acute adrenal crisis requires that the one or more glucocorticoids quickly enter (are absorbed) into the systemic circulation at a therapeutically effective concentration interval (therapeutic window). Although a number of various glucocorticoid-containing pharmaceutical compositions already are on the market, most of these are not suitable for the treatment of a disorder requiring acute glucocorticoid therapy as they either result in a too slow appearance in the systemic circulation (e.g. conventional tablets) or in a too low, if any, glucocorticoid serum level (many glucocorticoid-containing pharmaceutical compositions are intended for local treatment e.g. in the nose or on the skin).

15

There are today two ways of administering glucocorticoids in medical emergencies. One is the parenteral route where an intravenous (IV ) infusion has to be set up or a deep intramuscular (IM) injection has to be given. However, one disadvantage of this administration is that an IV route can be challenging to establish particularly in patients with compromised peripheral circulation. Furthermore, parenteral administration requires qualified personnel and is therefore limited to well-crewed ambulances and in-hospital settings.

20

The other administration route is traditionally by oral administration using a dissolvable betamethasone tablet in water. This route is mainly used in outpatient clinics and for patient self-medication. However, the disadvantages are the considerable lag-time when preparing the solution and the time from intake until a significant serum level of the drug is obtained. The maximum plasma concentration ( $C_{max}$ ) is usually reached within 1 to 3 hours after administration ( $T_{max}$ ). It is also well known that the onset of intestinal absorption cannot be earlier than 0.5 hour for these oral immediate release products of a rapidly dissolved and rapidly absorbed drug (a class I drug according to the FDA's Biopharmaceutics Classification System), the gastric emptying being very variable both in the fasted and fed state. Furthermore, it is mandatory that the patient is conscious and has unaffected ability to swallow the solution since a weak gastrointestinal motility results in a further delay in gastric emptying and reduced intestinal absorption (both rate and extent).

30

35



Examples of such cumbersome oral administrations are obtained in patients with acute laryngitis, patients with severe distress due to breathlessness, children with croup or severe angioedema, and in patients with gastroenteritis where gastrointestinal  
5 absorption is uncertain.

Accordingly, it would be of great therapeutic advantage to develop pharmaceutical compositions that enable self-administration by patients and administration to patients by non-medically trained persons outside of a hospital, clinic, ambulance, paramedical  
10 or similar medical settings and at the same time result in a sufficient treatment of a disorder requiring acute glucocorticoid therapy (e.g. acute adrenal crises) by providing a fast onset of action after administration. Moreover, there is also a need for pharmaceutical compositions that can be administered to a patient who e.g. is unconscious or otherwise unable to swallow a composition (e.g. a tablet or solution)  
15 and that does not require medically trained personnel or need be done in a medical setting.

#### **Detailed disclosure of the invention**

The present invention meets the above-described needs by providing a pharmaceutical  
20 composition comprising one or more glucocorticoids for substantially immediate release, wherein at least about 60% of the one or more glucocorticoids are released from the composition within the first 30 min after start of an in vitro dissolution test according to USP employing USP Dissolution Apparatus No. 2 (paddle), 50 rpm and a suitable dissolution medium such as, e.g., water, simulated saliva or simulated  
25 intestinal fluid without enzymes, and wherein a glucocorticoid serum level of a subject of at least 20% of  $C_{max}$  is reached within 20 min after administration of the composition via a mucosa of the subject.

The dissolution medium can be chosen depending on the type of composition in  
30 question. Accordingly, water or simulated saliva can be used for compositions intended for administration to the oral cavity. A person skilled in the art will know how to choose the right dissolution medium depending on the formulation in question. Normally a dissolution medium based on water and adjusted to a pH in the range of from pH 4.5 to about 8 is suitable irrespective of whether the compositions are intended for  
35 administration via nasal, rectal, vaginal mucosa.

In the present context the term "substantially immediate release" is intended to include all types of release which differ from the release obtained from plain tables and provide a release, which is faster than that obtained from plain tablets. In particular, the term is related to a rapid release of the one or more glucocorticoids in an *in vitro* dissolution test according to USP employing USP Dissolution Apparatus No. 2 (paddle), 50 rpm and simulated intestinal fluid without enzymes as dissolution medium.

The term " $C_{\max}$ " denotes the average maximum serum//plasma/blood concentration or serum//plasma/blood level obtained after administration of the composition to at least six normal healthy human subjects.

The term "via a mucosa" indicates that the one or more glucocorticoids must enter into the systemic circulation in order to obtain the desired effect and that the administration route is different from that of topical, intravenous and intramuscular administration.

In another aspect, the invention relates to a kit for treating a subject suffering from a disorder requiring acute glucocorticoid therapy comprising one or more containers for housing a pharmaceutical composition according to the invention and instructions for use thereof. In a specific embodiment, the one or more containers are in the form of blisters or blister packs.

In a further aspect, the invention relates to a method for treating a subject suffering from a disorder requiring acute glucocorticoid therapy, the method comprises administering via a mucosa of the subject an effective amount of one or more glucocorticoids to obtain a fast rise in the glucocorticoid serum level to at least 20% of  $C_{\max}$  within 20 min after administration.

In a still further aspect, the invention relates to the use of an amount of one or more glucocorticoids for the preparation of a pharmaceutical composition or kit as defined herein for the treatment of a disorder requiring acute glucocorticoid therapy by providing a fast rise in the glucocorticoid serum level to at least 20% of  $C_{\max}$  within 20 min after administration via a mucosa.

As mentioned above, in order to obtain a fast onset of action it is required that a fast rise of glucocorticoid serum level is obtained after administration of a composition of the invention. Accordingly, in specific embodiments least 40% of  $C_{\max}$  is reached within



30 min and/or at least 75% of  $C_{\max}$  is reached within 45 min after administration of the composition via a mucosa of the subject.

Normally,  $T_{\max}$  (i.e. the time it takes to obtain the maximum serum/plasma/blood concentration in the serum/plasma/blood concentration time profile) is reached within 60 min after administration of the composition via a mucosa of the subject.  $T_{\max}$  is typically within a range of from about 30 to about 75 min such as in a range of from about 45 to about 60 min.

As mentioned above, the pharmaceutical compositions and kits of the present invention are suitable for use in the treatment of a disorder requiring acute glucocorticoid therapy. Examples of such disorders are acute adrenal crises relating to a primary, secondary or tertiary adrenal insufficiency, an anaphylactic reaction, an Addison crisis, a status asthmaticus, a blood transfusion reaction, a brain edema, acute kidney transplant rejection, systemic lupus erythematosus or a severe allergic reaction. Other examples include inflammatory disorders, autoimmune disorders, or medical disorders in which a glucocorticoid forms a part of the first line emergency medical treatment or intense short-time medical treatment. Specific examples of disorders that can be treated according to the present invention are given in the following.

In accordance with one aspect of the present invention, there is provided a pharmaceutical composition in solid or semi-solid form for administration to the systemic circulation via the mucosa in the oral cavity comprising one or more glucocorticoids for substantially immediate release and one or more pharmaceutical acceptable excipients, wherein at least about 60% of the one or more glucocorticoids are released from the composition within the first 10 min after start of an in vitro dissolution test according to USP employing USP Dissolution Apparatus No. 2 (paddle), 50 rpm and a suitable dissolution medium, the composition comprising;

i) a total amount of the one or more glucocorticoids expressed as hydrocortisone is from about 1 to about 200 mg, and further comprising at least one of:

ii) a dissolution promoting agent in a concentration of from about 0.05 to about 5% w/w and wherein the dissolution promoting agent is selected from the group consisting of sodium lauryl sulphate, a polysorbate, a bile acid, a bile salt, a salt of cholic acid or cholanic acid, isopropyl myristate, methyl laurate, oleic acid, oleyl alcohol, glycerol monooleate, glycerol dioleate, glycerol trioleate, glycerol monostearate, glycerol monolaurate, propylene glycol monolaurate, sodium dodecyl sulfate, and a sorbitan ester,

iii) methylcellulose, hydroxypropylmethylcellulose, hydroxypropylcellulose, acrylic polymers, ethylcellulose, cellulose acetate phthalate, polyvinyl acetate phthalate, hydroxypropyl methylcellulose phthalate, polyvinylalcohol, sodium carboxymethylcellulose, cellulose acetate,

## 5a

cellulose acetate phthalate, gelatin, methacrylic acid copolymer, polyethylene glycol, shellac, sucrose, titanium dioxide, carnauba wax, microcrystalline wax, glyceryl monostearate or zein

In accordance with a further aspect of the present invention, there is provided a kit for treating a subject suffering from a disorder requiring acute glucocorticoid therapy comprising one or more containers for housing a pharmaceutical composition as described above, and instructions for use thereof.

In accordance with a further aspect of the present invention, there is provided a use of a pharmaceutical composition as described above for the preparation of a medicament for the treatment of a disorder requiring acute glucocorticoid therapy by providing a fast rise in the glucocorticoid serum level to at least 20% of  $C_{max}$  within 20 min after administration via the mucosa of the oral cavity.

In accordance with a further aspect of the present invention, there is provided a pharmaceutical composition in solid or semi-solid form for administration to the systemic circulation via the mucosa in the oral cavity of a subject experiencing a disorder requiring acute glucocorticoid therapy, the composition comprising one or more glucocorticoids for substantially immediate release and one or more pharmaceutical acceptable excipients, wherein at least about 60% of the one or more glucocorticoids are released from the composition within the first 10 min after start of an *in vitro* dissolution test according to USP employing USP Dissolution Apparatus No. 2 (paddle), 50 rpm and a suitable dissolution medium, the composition comprising;

- i) a total amount of the one or more glucocorticoids expressed as hydrocortisone is from about 1 to about 200 mg, and further comprising at least one of;
- ii) a dissolution promoting agent in a concentration of from about 0.05 to about 5% w/w and wherein the dissolution promoting agent is selected from the group consisting of sodium lauryl sulphate, a polysorbate, a bile acid, a bile salt, a salt of cholic acid or cholanic acid, isopropyl myristate, methyl laurate, oleic acid, oleyl alcohol, glycerol monoleate, glycerol dioleate, glycerol trioleate, glycerol monostearate, glycerol monolaurate, propylene glycol monolaurate, sodium dodecyl sulfate, and a sorbitan ester,
- iii) methylcellulose, hydroxypropylmethylcellulose, hydroxypropylcellulose, acrylic polymers, ethylcellulose, cellulose acetate phthalate, polyvinyl acetate phthalate, hydroxypropyl methylcellulose phthalate, polyvinylalcohol, sodium carboxymethylcellulose, cellulose acetate, cellulose acetate phthalate, gelatin, methacrylic acid copolymer, polyethylene glycol, shellac, sucrose, titanium dioxide, carnauba wax, microcrystalline wax, glyceryl monostearate or zein.



*Active substance, dosage and administration routes*

In the present context, the term "glucocorticoid" or "glucocorticosteroid" is intended to denote a therapeutically, prophylactically and/or diagnostically active glucocorticoid or a glucocorticoid that has physiologic effect. The term is intended to include the glucocorticoid in any suitable form such as e.g. a pharmaceutically acceptable salt, complex, solvate, ester, active metabolites or prodrug thereof of in any physical form such as, e.g., in the form of crystals, amorphous or a polymorphous form or, if relevant, in any stereoisomer form including any enantiomeric or racemic form, or a combination of any of the above. The glucocorticoid may be a synthetic glucocorticoid.

The one or more glucocorticoids used according to the invention are selected from the group consisting of hydrocortisone, cortisone, prednisolone, prednisone, methylprednisone, triamcinolone, paramethasone, betamethasone, dexamethasone and fludrocortisone including pharmaceutically acceptable esters, salts, complexes and mixtures thereof. In a preferred embodiment of the invention, the glucocorticoid is betamethasone.

Specific examples of pharmaceutically acceptable salt suitable for use according to the invention are phosphates, succinates, lysinates, acetates, cypionates, valerates, hemisuccinates, butyrates and trometamole salts.

5

As the glucocorticoid is intended for immediate release, the release and/or absorption into the systemic circulation takes place already in the oral cavity in the case the composition is administered orally. In such cases, the glucocorticoid of choice for the first part may be any other than hydrocortisone (as such) or cortisone as these two  
10 active substances have a bitter taste. However, these substances may be employed provided that a sufficient taste masking is obtained. In the paragraph relating to "Pharmaceutically acceptable excipients" taste-masking is discussed in more detail. Accordingly, the one or more glucocorticoids of the first part may have an acceptable taste, may be tasteless or it may be effectively taste-masked.

15

Furthermore, in specific embodiments of the invention, the glucocorticoid used may be a readily water-soluble glucocorticoid (e.g. a water-soluble salt of the glucocorticoid) in order to ensure a fast dissolution of the glucocorticoid from the composition.

20

In a preferred embodiment of the invention the glucocorticoid is hydrocortisone trometamole (or succinate) due to its high solubility in water, which in turn leads to a rapid absorption into the systemic circulation.

#### *Dosage*

25

In general, the dosage of the glucocorticoids present in a composition according to the invention depends *inter alia* on the specific drug substance, the age and condition of the patient and of the disease to be treated.

30

The term "hydrocortisone equivalents" is used herein to define the amount in mg of a specific glucocorticoid that corresponds to 1 mg of hydrocortisone for the purpose of glucocorticoid therapy as generally understood by medical practitioners. The term is based on the fact that the individual glucocorticoids have different potency and in order to achieve a desired therapeutic effect different doses of the individual glucocorticoids are required. Equivalent doses of the glucocorticoids can be calculated based on the  
35 following table.



Glucocorticoid	Equivalent amount (mg)	Hydrocortisone equivalent (1 mg of the glucocorticoid corresponds to the listed amount in mg of hydrocortisone)
Cortisone acetate	25	0.8
Hydrocortisone	20	1
Prednisolone	5	4
Prednisone	5	4
Methylprednisolone	4	5
Triamcinolone	4	5
Paramethasone	2	10
Betamethasone	0.75	26.66
Dexamethasone	0.75	26.66
Fludrocortisone	0.05	400

In general, a pharmaceutical composition according to the invention contains a total amount of the one or more glucocorticoids expressed as hydrocortisone of from about 1 to about 200 mg. In specific embodiments, the total amount of the one or more glucocorticoids expressed as hydrocortisone is from about 1 to about 175 mg such as, e.g., from about 1 to about 150 mg, from about 1 to about 100, from about 1 to about 75 mg, from about 1 to about 70 mg, from about 1 to about 60 mg, from about 5 to about 50 mg, from about 5 to about 40 mg or from about 10 to about 30 mg.

- 10 More specifically, normal dose ranges are given below for acute glucocorticoid therapy
- Hydrocortisone 1-200 mg; in acute adrenal crises about 100 mg
- Cortisone 1-200 mg such as about 100 mg
- Betamethasone 1-20 mg; in increased intracranial pressure e.g. brain oedema about 4 mg daily
- 15 In chemotherapy or radiation induced nausea 4-8 mg
- Prednisolon 1-100 mg; such as from 1 to 30 mg daily; in severe cases 50-60 mg/day

8

	Dexamethasone	0.1-6 mg such as 0.5-2 mg or 1.5-3 mg; in severe cases up to 6 mg/day
	Fludrocortisone	0.05-5 mg; in Addison disease to correct inadequate electrolyte balance 0.05-0.2 mg daily;
5		Cortical adrenal hyperplasia ("salt losing adrenogenital syndrome") 0.1-0.2 mg
	Prednisone	10-100 mg such as 50 mg
	Methylprednisolone	2-40 mg such as 2-20 mg

10

In the following are given suitable doses of the individual glucocorticoids in various treatment regimens.

Acute asthma – adults

15	betamethasone	4-8 mg
	prednisolone	30-60mg
	methylprednisolone	40 mg

20 Acute anaphylaxia - adults

	betamethasone	5 mg up to 20 mg
	hydrocortisone	200 mg
	dexamethasone	4-20mg –80mg

25 Acute anaphylaxia - children

	hydrocortisone	100-200 mg
--	----------------	------------

Septic shock - adults

	hydrocortisone	200-300 mg/day
30	methylprednisone	30 mg/kg

Acute bacterial meningitis

	dexamethasone	0.3 mg/kg/dose (max 10 mg) x 4 times daily for 2-4 days
	betamethasone	8 mg x 4 times daily

35

Acute RSV (respiratory syncytial virus) infection with bronchiolitis in children



betamethasone 4-6 mg

Acute croup-children

betamethasone 4-6 mg

5

Mononucleosis with complications (airway obstruction, thrombocytopenia or haemolytical anaemia)

betamethasone 5-6 mg

10 Tonsillitis/peritonsillitis – children with airway obstruction

betamethasone 4-6 mg

A composition according to the invention is designed to provide a fast onset of action and upon administration a fast rise in glucocorticoid serum/plasma/blood level is obtained. In the case hydrocortisone is used as the glucocorticoid a serum level of at least about 200 nmol/l is obtained within 20 min after administration. In the case that another glucocorticoid than hydrocortisone is used, a person skilled in the art will know how to determine suitable equivalent serum/plasma/blood concentrations.

20 For example, hydrocortisone can be rapidly released from a composition during a time period of from about 0 to about 30 minutes after administration and 5-10 mg of hydrocortisone can be rapidly administered as an extra dose in conjunction with fever etc in patients with adrenal insufficiency. Likewise, 5-20 mg of betamethasone can be rapidly released for most indications in which a rapid glucocorticoid effect is of value.

25

*Administration routes*

As mentioned above, the one or more glucocorticoids used according to the invention are administered to the subject (preferably a human) via a mucosa into the systemic circulation. In particular, in specific embodiments of the invention, the mucosa is the mucosa in the oral cavity, the nose, the rectum or in the vagina or via pulmonary, bronchial or respiratory mucosa and epithelia. Preferably, the mucosa is the oral mucosa.

30

Figures 11 and 12 show sites of oral mucosal administration suitable for use. Four well-defined sites may be used, namely

35

"buccal" administration that includes the term "labial" administration and is used for administration of a pharmaceutical composition to a mucosa between the gums (gingiva) and the inside of the cheeks;

"sublingual" administration that refers to administration of a pharmaceutical composition under the tongue;

"palatal" administration that refers to administration of a pharmaceutical composition to the hard and/or soft palate; and

"gingival" administration that refers to administration of a pharmaceutical composition to the upper and/or lower gingiva.

All the above-mentioned sites are suitable for use to obtain a very fast onset of action due to a rapid absorption (transport of active drug) into the systemic circulation. In specific embodiments of the invention the buccal administration route is preferred, i.e. administration of a composition to the oral mucosa between the gums and the inside of the cheeks and thus enabling the absorption to take place from two sites, namely the gingival mucosa and the buccal mucosa.

#### *Pharmaceutical compositions*

In the following is given a description of pharmaceutical compositions according to the invention.

#### *Release of the one or more glucocorticoids*

A rapid release of the one or more glucocorticoids is necessary in order to obtain a fast onset of action after administration via a mucosa where the glucocorticoid is rapidly absorbed (transported) into the systemic circulation. Accordingly a general requirement is that at least 60% of the one or more glucocorticoids contained in the composition must be released within 30 min when tested in an *in vitro* dissolution test as defined herein. Specific embodiments of the composition fulfil one or more of the requirements given in the following table. In general, it is preferred that the requirement stated within 30 min after start of the dissolution test is fulfilled. In preferred embodiments, at least 70% or at least 80% of the one or more glucocorticoids contained in the composition are released within the first 20 min of the dissolution test.

time after start of the dissolution test	% hydrocortisone equivalents released (based on the content in the
---	--



	composition)
within 30 min	at least about 60% such as, e.g., at least about 70%, preferably at least about 80% or more preferably at least about 90%
within 20 min	at least about 60%, preferably at least about 70%, at least about 80% or even more preferred at least about 90%
within 15 min	at least about 60% such as, e.g., at least about 70%, preferably at least about 80% or at least about 90%
within 10 min	at least about 60% such as, e.g., at least about 70%, preferably at least about 80% or at least about 90%
within 5 min	at least about 60%

In specific embodiments (cf. the examples herein) more than 50 % of the one or more glucocorticoids can be released within 2 min, between 50 and 90 % can be released within 5-8 min, and more than 90 % of the dose can be released within 15 min.

5

A pharmaceutical composition according to the invention is designed for systemic administration via a mucosa. In a preferred embodiment the mucosa is the mucosa in the oral cavity.

10 The pharmaceutical composition may be in any suitable form including liquid, semi-solid or solid form.

In a preferred aspect of the invention the pharmaceutical composition is in the form of a dosage form such as a unit dosage form.

15

Examples of compositions according to the invention suitable for administration via the oral mucosa into the systemic circulation are typically solid or semi-solid dosage forms. The solid dosage form is typically selected from the group consisting of granules, beads, pellets and powders and - when presented in unit dosage form - it may be in the form of a tablet including a chewable tablet, a suckable tablet, an effervescent tablet, a sublingual tablet, a rapid-burst tablet, an immediate release tablet, a rapidly dissolvable tablet, melt tablets, lozenges, pastilles or it may be presented in a more candy-like form, or the like.

- 10 A pharmaceutical composition for administration via the oral mucosa into the systemic circulation may also be in the form of a spray, a wafer, a film, a gel, a hydrogel, a patch, a gingival patch, a bioadhesive patch, a sachet, a solution, an inhaler or the like.

- 15 Examples of compositions according to the invention suitable for administration via the mucosa in the nose into the systemic circulation are typically in the form of nasal sprays, nasal aerosols, nasal solutions including nasal drops and the like.

- 20 Examples of compositions according to the invention suitable for administration via the pulmonary, bronchial and respiratory mucosa and epithelia into the systemic circulation are inhalers including powder inhalers.

- 25 Examples of compositions according to the invention suitable for administration via the mucosa in the rectum or the vagina into the systemic circulation include suppositories, vagitories, clysmas etc.

- 30 A pharmaceutical composition according to the invention may also have bio/mucoadhesive properties. The absorption of drugs into the systemic circulation from a mucosal drug delivery system is significantly improved if a mucosal bioadhesive component is added in the formulation. It will prevent both swallowing and create a high local concentration of the glucocorticoid adjacent to the absorption site. The mucoadhesive component will be mixed in an appropriate way together with the glucocorticoid and other ingredients in the dosage form. The term "bio/mucoadhesive is used to denote that the composition is able to reversible adhere to a biological mucosa. In some cases a bio/mucoadhesion promoting agent is included in the composition to promote adherence to the mucosa.
- 35



In the term bio/mucoadhesion promoting agent mucoadhesion and bioadhesion are used interchangeable even if bioadhesion may have a wider definition meaning that an adhesion to any biological feature available at the mucosa takes place. If present, the bio/mucoadhesion promoting agent may be a polymeric substance, preferable a substance having an average molecular weight above 5 kD. The hydration property is crucial for the bio/mucoadhesion forces and therefore a rapid swelling of the polymer will initiate the bio/mucoadhesion process. A swelling factor by volume when brought into contact with the saliva fluid should be between 10 and 20.

10 A pharmaceutical composition according to the invention typically contains one or more pharmaceutically acceptable excipients. A general description of pharmaceutically acceptable excipients suitable for use in a composition according to the present invention is given in the paragraph under the heading "Pharmaceutically acceptable excipients". Depending on the specific kind of dosage form a person skilled in the art will know which kinds of excipients to choose, if necessary guided by the teaching in handbooks like Remington's Pharmaceutical Science and Handbook of Pharmaceutical Excipients. In the following is given a description of specific kinds of excipients suitable for use in the formulation of compositions in the form of film or patches especially for administration to the oral cavity.

20

When the pharmaceutical composition is in the form of a film, patch, wafer, gel, sachet, gingival patch or the like it may contain a pharmaceutically acceptable excipient selected from the group consisting of an acrylic polymer including a derivative thereof, a cellulose derivative, modified starch, polyethylene oxide, chitosan, gelatin, sodium alginate, pectin, scleroglucan, xanthan gum, guar gum, or poly-co-(methyl vinyl ether-maleic anhydride), alone or in combinations thereof. The cellulose derivative may be selected from the group consisting of hydroxypropylmethyl cellulose, hydroxyethyl cellulose, hydroxypropyl cellulose, sodium carboxymethyl cellulose, methyl cellulose, ethyl hydroxyethyl cellulose, carboxymethyl cellulose, microcrystalline cellulose, modified cellulose gum, or crosscarmellose.

30

A pharmaceutical composition according to the invention may also contain the one or more bio/mucoadhesion promoting agents. Normally such bio/mucoadhesion promoting agents are present in concentration of from about 0.1 to about 25% w/w.

35

Examples of bio/mucoadhesion promoting agents include polymers including synthetic polymers, natural polymers and derivatives thereof, and mixtures thereof. The polymer

may be selected from a carbomer, a polyethylene oxide, a poly co-(methylvinyl ether/maleic anhydride, and mixtures thereof; or it may be a polysaccharide. The polysaccharide may be selected from the group consisting of gelatin, sodium alginate, pectin, scleroglucan, xanthan gum; guar gum, microcrystalline cellulose, crosscaramellose, hydroxypropyl cellulose, methyl cellulose, ethyl cellulose, hydroxyethyl cellulose, hydroxypropyl cellulose, ethyl hydroxyethyl cellulose, carboxymethyl cellulose, sodium carboxymethyl cellulose, moderately cross-linked starch, and chitosan.

10 A pharmaceutical composition according to the invention may also containing a dissolution promoting agent. If present, a dissolution promoting agent is present in a concentration of from about 0.05 to about 5% w/w of the total weight of the composition. The dissolution promoting agent may be selected from the group consisting of sodium lauryl sulphate, a polysorbate, a bile acid, a bile salt, a salt of cholic acid or cholanic acid, isopropyl myristate, methyl laurate, oleic acid, oleyl alcohol, glycerol monoleate, glycerol dioleate, glycerol trioleate, glycerol monostearate, glycerol monolaurate, propylene glycol monolaurate, sodium dodecyl sulfate, and a sorbitan ester.

20 In specific embodiment the one or more glucocorticoids in a composition of the invention are present as microparticles or nanoparticles. In general, the mean particle size of such particles is 10  $\mu\text{m}$  or less. Furthermore, the micro- or nanoparticles may be encapsulated such as coated with a coating comprising a lecithin or a lecithin based compound.

25

When the glucocorticoid is present in the form of micro- or nanoparticles, a pharmaceutical composition according to the invention may also comprise a disintegrating agent. Such agents promote the dispersion of microparticles of the glucocorticoid over the administration site in for example the labial and gingival mucosa. Examples of pharmaceutically acceptable disintegrating agents are cross-linked polyvinylpyrrolidone, carboxymethyl starch, natural starch, microcrystalline cellulose, and cellulose gum. If present, it is normally used in a concentration of from 0.5 to 10 w/w based on the total weight of the composition. Different pharmaceutical excipients, such as mannitol and lactose, have been found to be particularly suitable as excipients.

35



As mentioned above, the pharmaceutical composition according to the invention may further comprise a taste-masking agent. Examples of a taste-masking agent are e.g. menthol, peppermint, vanillin, a terpene based compound, or an artificial sweetener. In a specific embodiment, the one or more glucocorticoids are taste masked by  
5 incorporation into an inclusion complex by means of alpha-, beta-, or gamma-cyclodextrins, preferably by beta-cyclodextrins.

In general, the composition of the invention contains from 0.05 up to 50 weight percent such as, e.g., from 0.05 up to 40 weight percent, 0.05 up to 30 weight percent or from  
10 about 0.05 up to 20 weight percent of glucocorticoid. More preferably, the compositions contains from 0.05 to 10 weight per cent of glucocorticoid, and especially from 0.1 to 5 weight per cent. The contents can also be expressed as the amount of glucocorticoid in a dose unit of the composition, such as a tablet. In this connection a dose refers to the therapeutically amount of the at least one glucocorticoid, or its derivative, which is to be  
15 administered at one time. When the glucocorticoid is used in the form of a pharmaceutically acceptable salt, these percentages and amounts should be recalculated accordingly.

#### *Pharmaceutically acceptable excipients*

20 In the present context the terms "pharmaceutically acceptable excipients" are intended to denote any material, which is inert in the sense that it substantially does not have any therapeutic and/or prophylactic effect *per se*. Such an excipient may be added with the purpose of making it possible to obtain a pharmaceutical, which have acceptable technical properties.

25

Examples of suitable excipients for use in a solid dosage form according to the invention include fillers, diluents, disintegrants, binders, lubricants etc. or mixture thereof. As the individual parts of a composition or kit according to the invention are used for different purposes (e.g. immediate and extended release), the choice of  
30 excipients is normally made taken such different uses into considerations. A person skilled in the art will know which kinds of pharmaceutically acceptable excipients that are suitable choices depending on the specific dosage form in question. Other pharmaceutically acceptable excipients for suitable use are e.g. acidifying agents, alkalising agents, preservatives, antioxidants, buffering agents, chelating agents,  
35 colouring agents, complexing agents, emulsifying and/or solubilizing agents, flavours and perfumes, humectants, sweetening agents, wetting agents etc.

Examples of suitable fillers, diluents and/or binders include lactose (e.g. spray-dried lactose,  $\alpha$ -lactose,  $\beta$ -lactose, Tabletose®, various grades of Pharmatose®, Microtose® or Fast-Floc®), microcrystalline cellulose (various grades of Avicel®, Elcema®, Vivacel®, Ming Tai® or Solka-Floc®), hydroxypropylcellulose, L-hydroxypropylcellulose (low substituted), hydroxypropyl methylcellulose (HPMC) (e.g. Methocel E, F and K, Metolose SH of Shin-Etsu, Ltd, such as, e.g. the 4,000 cps grades of Methocel E and Metolose 60 SH, the 4,000 cps grades of Methocel F and Metolose 65 SH, the 4,000, 15,000 and 100,000 cps grades of Methocel K; and the 4,000, 15,000, 39,000 and 100,000 grades of Metolose 90 SH), methylcellulose polymers (such as, e.g., Methocel A, Methocel A4C, Methocel A15C, Methocel A4M), hydroxyethylcellulose, sodium carboxymethylcellulose, carboxymethylene, carboxymethylhydroxyethylcellulose and other cellulose derivatives, sucrose, agarose, sorbitol, mannitol, dextrans, maltodextrins, starches or modified starches (including potato starch, maize starch and rice starch), calcium phosphate (e.g. basic calcium phosphate, calcium hydrogen phosphate, dicalcium phosphate hydrate), calcium sulfate, calcium carbonate, sodium alginate, collagen etc.

Specific examples of diluents are e.g. calcium carbonate, dibasic calcium phosphate, tribasic calcium phosphate, calcium sulfate, microcrystalline cellulose, powdered cellulose, dextrans, dextrin, dextrose, fructose, kaolin, lactose, mannitol, sorbitol, starch, pregelatinized starch, sucrose, sugar etc.

Specific examples of disintegrants are e.g. alginic acid or alginates, microcrystalline cellulose, hydroxypropyl cellulose and other cellulose derivatives, croscarmellose sodium, crospovidone, polacrillin potassium, sodium starch glycolate, starch, pregelatinized starch, carboxymethyl starch (e.g. Primogel® and Explotab®) etc.

Specific examples of binders are e.g. acacia, alginic acid, agar, calcium carrageenan, sodium carboxymethylcellulose, microcrystalline cellulose, dextrin, ethylcellulose, gelatin, liquid glucose, guar gum, hydroxypropyl methylcellulose, methylcellulose, pectin, PEG, povidone, pregelatinized starch etc.

Glidants and lubricants may also be included in the composition. Examples include stearic acid, magnesium stearate, calcium stearate or other metallic stearate, talc, waxes and glycerides, light mineral oil, PEG, glyceryl behenate, colloidal silica,



hydrogenated vegetable oils, corn starch, sodium stearyl fumarate, polyethylene glycols, alkyl sulfates, sodium benzoate, sodium acetate etc.

Other excipients which may be included in a composition of the invention are e.g.

- 5   flavoring agents, coloring agents, taste-masking agents, pH-adjusting agents, buffering agents, preservatives, stabilizing agents, anti-oxidants, wetting agents, humidity-adjusting agents, surface-active agents, suspending agents, absorption enhancing agents, agents for modified release etc.

- 10   The composition or kit components according to the invention may also be coated with a film coating, a protective coating, an anti-adhesive coating etc.

A composition according to the invention may also be coated in order to obtain suitable properties e.g. with respect to taste-masking of the one or more glucocorticoids. The

- 15   coating may also be applied as a readily soluble film. The coating may be applied on single unit dosage forms (e.g. tablets) or it may be applied on a multiple-unit dosage form or on its individual units.

Suitable coating materials are e.g. methylcellulose, hydroxypropylmethylcellulose,  
20   hydroxypropylcellulose, acrylic polymers, ethylcellulose, cellulose acetate phthalate, polyvinyl acetate phthalate, hydroxypropyl methylcellulose phthalate, polyvinylalcohol, sodium carboxymethylcellulose, cellulose acetate, cellulose acetate phthalate, gelatin, methacrylic acid copolymer, polyethylene glycol, shellac, sucrose, titanium dioxide, carnauba wax, microcrystalline wax, glyceryl monostearate, zein.

25

Plasticizers and other ingredients may be added in the coating material. The same or different active substance may also be added in the coating material.

#### *Taste masking*

- 30   In general, it is difficult in most cases to prepare a formulation for oral mucosa or nasal administration with satisfactory safety and stability from a drug having irritating properties or capable of forming molecular aggregates, although it depends on the kind of the drug used. In the case of hydrocortisone, the base has a distinctively bitter taste and a formulation has to be taste masked in order to be applicable for repeated use.

35

The taste masking agent can be a menthol, a peppermint, a vanillin, or a terpene based compound. In addition, the taste masking agent can be an artificial sweetener, e.g. sorbitol, xylitol or aspartame. Taste masking can also be achieved by microencapsulation of the glucocorticoid as particles. This is for example accomplished with lecithin based compounds. The taste masking agent is carefully mixed with the active drug in order to be present both at the surface and within the administration formulation. Taste masking can also be achieved by formation of inclusion complexes with cyclodextrins.

Typical examples of the cyclodextrin compound are  $\alpha$ -cyclodextrin,  $\beta$ -cyclodextrin,  $\gamma$ -cyclodextrin, hydroxypropyl  $\beta$ -cyclodextrin, dimethyl  $\beta$ -cyclodextrin, maltosyl  $\beta$ -cyclodextrin and  $\beta$ -cyclodextrin sulfate. Particularly preferred are  $\alpha$ -cyclodextrin,  $\beta$ -cyclodextrin and  $\gamma$ -cyclodextrin. These cyclodextrin compounds may be used alone or in combination.

The amount of cyclodextrin compound to be used may vary with its solubility and the concentration of hydrocortisone. It is, however, desirable that the amount of cyclodextrin compound is 0.5 to 4.0 moles, preferably 2.0 to 4.0 moles, as much as the mole of hydrocortisone.

#### *Method aspect*

A pharmaceutical composition or a kit according to the invention is suitable for use in the treatment of a subject such as a mammal including a human suffering from a disorder requiring acute glucocorticoid therapy.

Accordingly, in a separate aspect the invention relates to a method for treating a subject suffering from a disorder requiring acute glucocorticoid therapy, the method comprises administering via a mucosa of the subject an effective amount of one or more glucocorticoids to obtain a fast rise in the glucocorticoid serum level to at least 20% of  $C_{\max}$  within 20 min after administration.

Normally, it is preferred that at least 40% of  $C_{\max}$  is reached within 30 min after administration in order to obtain a fast onset of action. In specific preferred embodiment, at least 75% of  $C_{\max}$  is reached within 45 min after administration and/or  $T_{\max}$  is reached within 60 min after administration of the composition via a mucosa of the subject.



Details concerning other aspects of the invention are described hereinbefore and apply also to the method aspect of the invention.

5 The method according to the invention can be carried out by the patient itself or by non-medically trained persons due to the fact that the one or more glucocorticoids are not presented in the form of a composition for injection or infusion. Normally, medically trained personnel can only administer such compositions. Accordingly, the present invention provides a method that compared to the known treatment methods requiring  
10 acute glucocorticoids is much more simple to handle without the necessity of specialized equipment. It is therefore contemplated that the present invention provides a method that enables a treatment when the condition of the patient requires it, i.e. there is no need for bringing the patient to a hospital or a medical clinic in order to be able to give the necessary treatment.

15

Moreover, due to the development of compositions that enable a fast onset of action after administration and that can be administered without the need of the patient to swallow the composition (e.g. compositions of the invention in the form of films, bio/mucoadhesive compositions, patches, gingival patches, sprays etc.), the patient  
20 may be unconscious or otherwise unable to swallow normal tablets and still be correctly treated with glucocorticoids in acute situations.

#### *Use of a composition or a kit according to the invention*

In another separate aspect, the invention relates to the use one or more glucocorticoids  
25 for the preparation of a pharmaceutical composition or kit as defined hereinbefore for the treatment of a disorder requiring acute glucocorticoid therapy and to provide a serum level as defined herein.

In the above is given a detailed description of the invention relating one or more  
30 aspects of the invention, in particular relating to pharmaceutical compositions. However, all details and particulars disclosed under this aspect of the invention apply *mutatis mutandis* to the other aspects of the invention.

#### **Legends to figures**

35

Figure 1 shows results from Example 11. The plasma concentration-time profile of cortisol following a single dose administration of composition A to a human subject.

Figure 2 shows results from Example 11. The plasma concentration-time profile of cortisol following a single dose administration of composition B to a human subject.

Figure 3 shows results from Example 11. The plasma concentration-time profile of cortisol following a single dose administration of composition C to a human subject.

Figure 4 shows results from Example 12. The plasma concentration-time profile of cortisol following a single dose administration of film A to a human subject. Non-mucoadhesive thin-layer film, 6 cm<sup>2</sup>, 10 mg hydrocortisone, buccal administration. Subject has the endogenous glucocorticoid secretion suppressed by synthetic glucocorticoids.

Figure 5 shows results from Example 12. The plasma concentration-time profile of cortisol following a single dose administration of film B to a human subject. Non-mucoadhesive thin-layer film, 6 cm<sup>2</sup>, 11.2 mg hydrocortisone acetate, buccal administration. Subject has the endogenous glucocorticoid secretion suppressed by synthetic glucocorticoids.

Figure 6 shows results from Example 13. The plasma concentration-time profile of cortisol following a single dose administration of composition A to a human subject. In vivo plasma profile. Mucoadhesive thin-layer film, 10 mg hydrocortisone, buccal administration. Subject has the endogenous glucocorticoid secretion suppressed by synthetic glucocorticoids

Figure 7 shows results from Example 13. The plasma concentration-time profile of cortisol following a single dose administration of composition A to a human subject. Mucoadhesive thin-layer film, 10 mg hydrocortisone, buccal administration. Subject has the endogenous glucocorticoid secretion suppressed by synthetic glucocorticoids

Figure 8 shows results from Example 14. The plasma concentration-time profile of cortisol following a single dose administration of composition C. In vivo plasma profile. Mucoadhesive rapid-release tablet, 10 mg hydrocortisone, buccal administration.



Subject has the endogenous glucocorticoid secretion suppressed by synthetic glucocorticoids

Figure 9 shows results from Example 15 (Composition C from Example 14).

5

Figure 10 shows results from Example 15 (Composition A from Example 13).

Figures 11 and 12 illustrates different administration sites within the oral cavity

10 The invention is further illustrated in the following non-limiting examples.

### Materials

The materials used in the following examples were

<i>Trade name</i>	<i>Chemical substance</i>	<i>Manufacturer</i>
Betamethasone	USP/NF	
Carboxymethylcellulose	USP/NF	
Chitosan glutamate	USP/NF	
Crospovidone	USP/NF	
Hydrocortisone	Ph. Eur., Qual. D	Aventis, Switzerland (by Apoteksbolaget)
Hydrocortisone acetate	USP/NF	
Hydrocortisone 21-hemisuccinate sodium	Ph. Eur	Aventis, Switzerland (by Apoteksbolaget)
2-OH-propyl- $\beta$ -cyclodextrin		
Hydroxypropylmethylcellulose	USP/NF	
Levomenthol	USP/NF	
Menthol	USP/NF	
Methocel E5	Hydroxypropyl-methyl cellulose	Dow Chemicals, USA (by Colorcon)
Methocel® KV 100 LV	USP/NF	Dow Chemicals, USA (by Colorcon)
Metolose®		
Microcrystalline cellulose, Avicel® PH-102	USP/NF	FMC Corporation

Paraffin powder	USP/NF	
PEG 300	USP/NF	
PEG 6000	Polyethylene glycol	Svenska Hoechst AB
PEG 400	Polyethylene glycol	Fluka, Switzerland
Prednisolone	USP/NF	
Polyox WSR 301	Polyethylene oxide	Dow Chemicals, USA
Na-alginate PH157		
Sodium dihydrogen phosphate	$\text{NaH}_2\text{PO}_4 \cdot 2 \text{H}_2\text{O}$	
Sodium stearyl fumarate	USP/NF	
Sorbitol	USP/NF	
Sugar	USP/NF	
Sugar/starch seeds	USP/NF	
Talc	USP/NF	
Triethyl citrate	USP/NF	
Xylitab 300		Xyrofin Kotka, Finland
Xylisorb 300		(Danisco Sweeteners Ltd, UK
Xylitol	USP/NF	Roquette, France

## Methods

5 The in vivo experiments reported herein were carried out on healthy volunteers. At 6 pm and 11 pm the day before administration of the test composition, the endogenous cortisol secretion was suppressed by oral administration of 2 mg of betamethasone. The test composition was administered to healthy volunteers. The volunteers were in fasted state and were not allowed to take any food until noon. In the case a tablet is administered, it is ingested together with 200 ml of water. The test composition is  
10 administered between 8 am and 10 am on the day following the suppression of endogenous glucocorticoid secretion.

## Examples

### 15 Example 1

Capsules containing an immediate release pellets (IR pellets)



*IR pellets*

Sugar/starch seeds, diameter 0.25-0.35 mm 1 kg

are coated in a fluidised bed equipped with a Wurster column with a water suspension  
5 containing

Hydrocortisone 21-hemisuccinate sodium 10 %

Hydroxypropyl methylcellulose, 6 cps 3 %

Talc 10 %

10 to a weight gain of approximately 75 %.

An amount of IR pellets containing 13.4 mg of hydrocortisone 21-hemisuccinate sodium (approximately 70 mg) are filled into hard gelatine capsules size No 3 in a capsule-filling machine.

15

70 mg pellets will easily fit into a capsule size No. 3 (or even size No. 4) and can be filled in a normal capsule filling machine.

**Example 2****20 Immediate release (IR) tablet**

IR tablets for oral or sublingual use:

	Mg per tablet
Betamethasone	0.4
25 Xylitab®300 <sup>a</sup>	40
Lactose anhydrous USP/NF	5
Microcrystalline cellulose USP/NF	10
Crospovidone USP/NF	4
Sodium stearyl fumarate	1
30 Water	qs

<sup>a</sup> Direct compression xylitol from Danisco Sweeteners Ltd UK

35 Dry mix lactose and microcrystalline cellulose. Dissolve betamethasone in a small amount of water and disperse the solution over the powder blend. Mix and dry. Add Xylitab and crospovidone and dry mix until the blend is homogeneous.

Add sodium stearyl fumarate and continue blending for another 2 minutes.

Compress the blend to tablets in a tablet press using 6 mm round concave punches.

### Example 3

#### 5 Immediate release (IR) film

Thin films for administration to the oral cavity:

	% by weight
Prednisolone	0.75
10 PEG 400 USP/NF	2
Methocel E5, Dow Chemical	4
Xylitol, Roquette France	1
Water	up to 100

15 Methocel was added to approximately 90% of the total amount of distilled water and stirred with a magnetic stirrer until Methocel was completely dissolved. PEG 400 was added under continued stirring, followed by xylitol and prednisolone. Water was added to final weight and stirring was continued during four hours.

20 330 µl of the solution was pipetted into 16 mm diameter flat-bottomed PVC blisters. The solutions were allowed to dry at room temperature over night and the blister packs were sealed with heat-seal lacquered aluminium foil.

### Example 4

#### 25 Immediate release (IR) oral solution

Oral solution:

	Prednisolone acetate	0.9 mg
	Sorbitol	60 mg
30	Menthol	1.2 mg
	Sterile water	5 ml

Make a solution and fill into a moisture tight aluminium foliated sachet.



**Example 5****Immediate release (IR) sublingual spray**

Sublingual spray of hydrocortisone:

5		mg/ml
	Hydrocortisone acetate	10
	Carboxymethylcellulose	0.8 (0.08%)
	2-OH-propyl- $\beta$ -cyclodextrin	40
	PEG 300	5
10	Menthol	0.3
	Sorbitol	12
	Levomenthol	2.0
	NaH <sub>2</sub> PO <sub>4</sub> ·2 H <sub>2</sub> O	2
	Water	qs

15

Dissolve hydrocortisone acetate in a small amount of water. Mix with 2-OH-propyl- $\beta$ -cyclodextrin, let stand for 1 hour. Add carboxymethylcellulose and mix. Add PEG 300, menthol, sorbitol, levomenthol and NaH<sub>2</sub>PO<sub>4</sub>·2 H<sub>2</sub>O. Add water up to final volume. Dispense into a spray package that delivers 0.58 ml per dose (5 mg of hydrocortisone).

20

**Example 6****Betamethasone IR tablet for peroral or buccal administration**

		Mg per tablet
25	Betamethasone	0.4
	Xylitab®300 <sup>a)</sup>	45
	Microcrystalline cellulose NF	10
	Crospovidone NF	4
30	Water	qs
	Sodium stearyl fumarate NF	1

<sup>a)</sup> Direct compression xylitol from Danisco Sweeteners Ltd, UK

35 Dissolve betamethasone in a small amount of water.

Disperse the solution over the microcrystalline cellulose. Mix and dry.

Add Xylitab and crospovidone and dry mix in a suitable mixer until a homogeneous blend is achieved.

Then add sodium stearyl fumarate and continue mixing another two minutes.

Compress the powder blend in a suitable tablet press using 6 mm round concave

5 punches.

### Example 7

#### Sublingual spray of betamethasone

10		mg/ml
	Betamethasone	0.4
	Carboxymethylcellulose	0.8 (0.08%)
	PEG 300	5
	Menthol	0.3
15	Sorbitol	12
	Levomenthol	2.0
	NaH <sub>2</sub> PO <sub>4</sub> *2 H <sub>2</sub> O	2
	Water	qs

20 Dissolve betamethasone in a small amount of water. Add carboxymethylcellulose and mix. Add PEG 300, menthol, sorbitol, levomenthol and NaH<sub>2</sub>PO<sub>4</sub>\*2 H<sub>2</sub>O. Add water up to final volume.

### Example 8

#### 25 Sublingual spray of betamethasone

		mg/ml
	Betamethasone	0.4
	Chitosan glutamate	10
30	Menthol	0.1
	Levomenthol	1.5
	NaH <sub>2</sub> PO <sub>4</sub> *2 H <sub>2</sub> O	2
	Water	qs



Dissolve betamethasone in a small amount of water. Add chitosan glutamate and mix. Filter through 0.2µm membrane filter. Add menthol, levomenthol and NaH<sub>2</sub>PO<sub>4</sub>\*2 H<sub>2</sub>O. Add water up to final volume.

## 5 Example 9

### Sublingual spray of hydrocortisone

	mg/ml
	Hydrocortisone acetate
	10
10	Carboxymethylcellulose
	0.8 (0,08%)
	2-OH-propyl-β- cyclodextrin
	40
	PEG 300
	5
	Menthol
	0.3
	Sorbitol
	12
15	Levomenthol
	2.0
	NaH <sub>2</sub> PO <sub>4</sub> *2 H <sub>2</sub> O
	2
	Water
	qs

Dissolve hydrocortisone in a small amount of water. Mix with 2-OH-propyl-β- cyclodextrin, let stand for 1 hour. Add carboxymethylcellulose and mix. Add PEG 300, menthol, sorbitol, levomenthol and NaH<sub>2</sub>PO<sub>4</sub>\*2 H<sub>2</sub>O. Add water up to final volume.

## Example 10

### Sublingual spray of hydrocortisone

25

	mg/ml
	Hydrocortisone acetate
	10
	Chitosan glutamate
	10
	2-OH-propyl-β- cyclodextrin
	40
30	Menthol
	0.1
	Levomenthol
	1.5
	NaH <sub>2</sub> PO <sub>4</sub> *2 H <sub>2</sub> O
	2
	Water
	qs

35 Dissolve hydrocortisone in a small amount of water. Mix with 2-OH-propyl-β- cyclodextrin, let stand for 1 hour. Add chitosan glutamate and mix. Filter through 0.2

µm membrane filter. Add menthol, levomenthol and  $\text{NaH}_2\text{PO}_4 \cdot 2 \text{H}_2\text{O}$ . Add water up to final volume.

### Example 11

#### 5 Thin-layer film of hydrocortisone

Composition A:

	% w/w
Hydrocortisone	3%
10 Na-alginate PH157	2%
Water	95%

Composition B:

15 Hydrocortisone acetate	3.4%
Na-alginate PH157	2%
Water	94.6%

Composition C:

20	
Hydrocortisone	3%
Metolose 60SH-50	2%
Water	95%

25 The films were made as described in the following:

1. Amount polymer, glucocorticoid and  $\text{H}_2\text{O}$  were weighed.
2. The glucocorticoid was added to the water during stirring.
3. The formulation was kept on stirring until a suspension was obtained.
4. The polymer was added to the suspension.
- 30 5. The formulation was kept on stirring until a uniform gel was obtained (minimum 2h).
6. 0.5g gel was weighed in empty blisters and placed in a heating cupboard (Drying: 25°C for 22h).

35 Table. In vitro dissolution (rotating basket 100 rpm, phosphate buffer pH=7.0, one unit per 500 ml medium) after 1, 3 ,5, 10 and 15 min as a percentage of 10 mg



hydrocortisone. Units with 10 mg hydrocortisone in polymers of sodium alginate (Na-alg), hypromellose (HPMC) and approx. 7 mg/unit. Two units were tested with Na-alg and HPMC. The mean value is tabulated. The results in the following table reflect the rank order regarding viscosity, i.e. HPMC has the lowest viscosity and Na-alg the highest.

Composition	Polymer	1 min,%	3 min,%	5 min,%	10 min,%	15 min,%
A	Na-alg	15	25	38	65	84
B	Na-alg	15	25	38	65	84
C	HPMC	18	48	67	88	92

In vivo plasma profiles in humans, N=1 per composition

Dexamethasone suppression test, fasting state, otherwise as described in the paragraph denoted "Method".

The results show that the use of hydrocortisone acetate does not seem to be suitable for an immediate release composition. This was further investigated in the following example.

### Example 12

#### Non-mucoadhesive immediate release films

Two films were prepared essentially similar to Example 13 – composition A. Film A contains 10 mg of hydrocortisone and film B contains 11.2 mg of hydrocortisone acetate. The results from in vivo testing after buccal administration are shown in Figures 4 and 5. The results show that even if the films are not bioadhesive, a fast onset of the absorption into the systemic circulation after single dose administration of Film A is obtained. In contrast, the results obtained with the film containing hydrocortisone acetate indicate that this compound does not seem to be suitable when a fast onset of the absorption into the systemic circulation of the glucocorticoid is required.

### Example 13

#### Thin-layer films for immediate release

Batches of glucocorticoid films were prepared from the following compositions A and B:

Rapid-release composition A:

5	<i>Component</i>	<i>% w/w</i>
	PEG 400	2.0
	Hydrocortisone	3.0
	Methocel E5	4.0
	Xylitol	1.0
	Water	90

Slower release composition B:

10     15	<i>Component</i>	<i>w/w %</i>
	PEG 400	1.3
	Hydrocortisone	3.0
	Methocel E5	5.7
	Water	90

To distilled water (18 ml) in 50 ml round-bottomed glass flask provided with a magnetic stirred was added Methocel E5. After the Methocel had dissolved completely PEG 400 was added under continued stirring, followed by xylitol (Composition A only) and hydrocortisone. Stirring was continued for 4 h.

Into flat-bottomed PVC-blisters (Inpack AB, Lund, Sweden) 16 mm in diameter was pipetted (Finnpipette; automatic) 330 µl of solution A or B into each blister trough. The solutions were allowed to dry at room temperature over night. The next day 10 films were removed for dose analysis. Each film was dissolved in 100 ml of water/ethanol (95%) 9:1 (w/w). The solutions were analysed by UV spectroscopy at 242 nm. Mean contents of 10.19 mg and 9.83 mg hydrocortisone per blister (SD 0.29 and 0.14, respectively) were found for Compositions A and B, respectively.

The hydrocortisone compositions were tested in two human subjects after labial administration. The subjects had their endogenous glucocorticoid secretion suppressed by synthetic glucocorticoids. The plasma concentration of cortisol was monitored during 360 min after the labial administration, and the serum concentration time profiles from these two subjects are shown in Figures 6 and 7.



It is clearly seen that the rate and extent of mucosal uptake of hydrocortisone is high and the appearance of cortisol in serum is rapid, as the first measured plasma concentration was attained already at 10-15 min.

- 5 These serum pharmacokinetic data illustrate that a formulation of the invention for oral mucosa administration results in a high rate and extent of mucosal absorption of the active drug, even though a small volume of fluid is available for dissolution at the site of administration and absorption in this route drug delivery.

10 **Example 14**

**Glucocorticoid tablets for immediate release**

Glucocorticoid tablets were manufactured by direct compression of the dry-mixed powderous components to the following composition C:

15

Rapid-release composition C:

<i>Component</i>	<i>Per Batch</i>
PEG 6000	8.7 g
Hydrocortisone	2.5 g
Xylitab 300	8.7 g
Mg stearate	0.16 g

20

Batch size 100 tablets

25

The powderous components were sieved (mesh size 0.7 mm) and dry-mixed by shaking by hand in a small tin can for five min. The homogeneity of the mixture was analyzed by the same method as used for analysis of the tablets. Tableting was carried out with a DIAF tableting machine using a flat circular punch 7 mm in diameter (with a dividing score). The hydrocortisone dose in 10 tablets was assessed by the same method as used for the films. Mean contents of 9.53 mg hydrocortisone per tablet (SD 0.15) were found for composition C.

30

Tablet thickness (10 tablets): 1.72-1.76 mm (C);  
Friability (20 tablets): 0.6% (C);  
Tablet hardness (10 tablets): 23.7 N (C).

35

The compositions were tested after oral administration to two human subjects (see Figure 8).

The rate of absorption of the glucocorticoid into the systemic circulation from the solid dosage forms of Example 14 was somewhat slower than that of compositions from Example 13, which means that it is possible to adjust the absorption rate of hydrocortisone into the systemic circulation by introducing changes in the composition and function of the labial pharmaceutical formulation.

### Example 15

#### In vitro dissolution profile

The *in vitro* dissolution profiles of hydrocortisone from drug formulations according to Example 20 and 21 were followed over time in a standardized controlled *in vitro* environment. A United States Pharmacopoeia dissolution apparatus II (paddle) coupled to automatic sampling devices and software was used for acquiring release profiles of the drug formulations in a neutral pH environment. The dissolution profile was acquired at 37 °C, 50 rpm of the paddles, in a total of 300 ml of water. Sampling was performed at 0, 1, 3, 5, 7, 10 and 15 minutes following the insertion of the pharmaceutical composition in the example in the dissolution medium.

The dissolution profile from each formulation was monitored in two experiments up to 360 min after administration, and the corresponding dissolution time profiles are shown in Figs. 9 and 10, respectively. The release rate is given as the per cent of dose over time.

The release rate from the solid dosage forms of Example 21 was somewhat slower (Fig. 10). This means that it is possible to adjust the release rate of hydrocortisone by introducing changes in the composition and function of the oronasopharyngeal pharmaceutical preparation.



**The embodiments of the present invention in which an exclusive property or privilege is claimed are defined as follows:**

- 5 1. A pharmaceutical composition in solid or semi-solid form for administration to the systemic circulation via the mucosa in the oral cavity of a subject experiencing a disorder requiring acute glucocorticoid therapy, the composition comprising one or more glucocorticoids for substantially immediate release and one or more pharmaceutical acceptable excipients, wherein at least about 60% of the one or more

10 glucocorticoids are released from the composition within the first 10 min after start of an *in vitro* dissolution test according to USP employing USP Dissolution Apparatus No. 2 (paddle), 50 rpm and a suitable dissolution medium, the composition comprising;

  - i) a total amount of the one or more glucocorticoids expressed as hydrocortisone is from about 1 to about 200 mg, and further comprising at least

15 one of:

    - ii) a dissolution promoting agent in a concentration of from about 0.05 to about 5% w/w and wherein the dissolution promoting agent is selected from the group consisting of sodium lauryl sulphate, a polysorbate, a bile acid, a bile salt, a salt of cholic acid or cholanic acid, isopropyl myristate, methyl laurate, oleic acid,

20 oleyl alcohol, glycerol monoleate, glycerol dioleate, glycerol trioleate, glycerol monostearate, glycerol monolaurate, propylene glycol monolaurate, sodium dodecyl sulfate, and a sorbitan ester,

      - iii) methylcellulose, hydroxypropylmethylcellulose, hydroxypropylcellulose, acrylic polymers, ethylcellulose, cellulose acetate phthalate, polyvinyl acetate phthalate, hydroxypropyl methylcellulose phthalate, polyvinylalcohol, sodium

25 carboxymethylcellulose, cellulose acetate, cellulose acetate phthalate, gelatin, methacrylic acid copolymer, polyethylene glycol, shellac, sucrose, titanium dioxide, carnauba wax, microcrystalline wax, glyceryl monostearate or zein.
- 30 2. The pharmaceutical composition according to claim 1, wherein a glucocorticoid serum level of a subject of at least 20% of  $C_{max}$  is reached within 20 min after administration of the composition via the oral mucosa of the subject.
- 35 3. The pharmaceutical composition according to claim 1, wherein at least 40% of  $C_{max}$  is reached within 30 min after administration of the composition via the oral mucosa of the subject.

4. The pharmaceutical composition according to any one of claims 1 to 3, wherein at least 75% of  $C_{\max}$  is reached within 45 min after administration of the composition via the oral mucosa of the subject.

5

5. The pharmaceutical composition according to any one of claims 1 to 4, wherein  $T_{\max}$  is reached within 60 min after administration of the composition via the oral mucosa of the subject.

10

6. The pharmaceutical composition according to any one of claims 1 to 5, wherein at least about 60% of the one or more glucocorticoids are released from the composition within the first 5 min of the dissolution test defined in claim 1.

15

7. The pharmaceutical composition according to any one of claims 1 to 6, wherein at least about 70% of the one or more glucocorticoids are released from the composition within the first 15 min of the dissolution test defined in claim 1.

20

8. The pharmaceutical composition according to any one of claims 1 to 7, wherein at least about 70% of the one or more glucocorticoids are released from the composition within the first 10 min of the dissolution test defined in claim 1.

25

9. The pharmaceutical composition according to any one of claims 1 to 8, wherein at least about 70% of the one or more glucocorticoids are released from the composition within the first 5 min of the dissolution test defined in claim 1.

30

10. The pharmaceutical composition according to any one of claims 1 to 9, wherein at least about 80% of the one or more glucocorticoids are released from the composition within the first 15 min of the dissolution test defined in claim 1.

11. The pharmaceutical composition according to any one of claims 1 to 10, wherein at least about 80% of the one or more glucocorticoids are released from the composition within the first 10 min of the dissolution test defined in claim 1.

35

12. The pharmaceutical composition according to any one of claims 1 to 11, wherein at least about 90% of the one or more glucocorticoids are released from the composition within the first 15 min of the dissolution test defined in claim 1.



13. The pharmaceutical composition according to any one of claims 1 to 12, wherein at least about 90% of the one or more glucocorticoids are released from the composition within the first 10 min of the dissolution test defined in claim 1.

5

14. The pharmaceutical composition according to any one of claims 1 to 13 designed for administration to the oral cavity.

10

15. The pharmaceutical composition according to any one of claims 1 to 14 in the form of a solid dosage form.

16. The pharmaceutical composition according to claim 15, wherein the solid dosage form is selected from the group consisting of granules, beads, pellets and powders.

15

17. The pharmaceutical composition according to any one of claims 1 to 16 in unit dosage form.

20

18. The pharmaceutical composition according to claim 17, wherein the unit dosage form is in the form of a tablet including a chewable tablet, a suckable tablet, an effervescent tablet, a sublingual tablet, a rapid-burst tablet, an immediate release tablet, or a rapidly dissolvable tablet.

25

19. The pharmaceutical composition according to any one of claims 1 to 14 in the form of a spray, a wafer, a film, a gel, a hydrogel, a patch, a gingival patch, a bioadhesive patch, or a sachet.

30

20. The pharmaceutical composition according to claim 1, wherein the total amount of the one or more glucocorticoids expressed as hydrocortisone is selected from the group consisting of from about 1 to about 175 mg, from about 1 to about 150 mg, from about 1 to about 100, from about 1 to about 75 mg, from about 1 to about 70 mg, from about 1 to about 60 mg, from about 5 to about 50 mg, from about 5 to about 40 mg and from about 10 to about 30 mg.

35

21. The pharmaceutical composition according to claim 1, wherein the one or more glucocorticoids is selected from the group consisting of hydrocortisone, cortisone, prednisolone, prednisone, methylprednisone, triamcinolone, paramethasone,

betamethasone, dexamethasone, fludrocortisone, mixtures thereof, pharmaceutically acceptable esters thereof, salts thereof, complexes thereof and mixtures thereof.

22. The pharmaceutical composition according to claim 1, wherein the  
5 pharmaceutically acceptable salt is a phosphate, a succinate, a lysinate, an acetate, a cypionate, a valerate, a hemisuccinate, a butyrate or a trometamole salt.

23. The pharmaceutical composition according to claim 1 in unit dosage form, wherein  
10 the one or more glucocorticoids is selected from the group consisting of cortisone, hydrocortisone, pharmaceutically acceptable esters thereof, salts thereof and complexes thereof in an amount of from about 1 to about 200 mg.

24. The pharmaceutical composition according to claim 1 in unit dosage form, wherein  
15 the one or more glucocorticoids is selected from the group consisting of betamethasone, pharmaceutically acceptable esters thereof, salts thereof and complexes thereof in an amount of from about 1 to about 20 mg.

25. The pharmaceutical composition according to claim 1 in unit dosage form, wherein  
20 the one or more glucocorticoids is selected from the group consisting of prednisolone, pharmaceutically acceptable esters thereof, salts thereof and complexes thereof in an amount of from about 1 to about 10 mg.

26. The pharmaceutical composition according to claim 1 in unit dosage form, wherein  
25 the one or more glucocorticoids is selected from the group consisting of dexamethasone, pharmaceutically acceptable esters thereof, salts thereof and complexes thereof in an amount of from about 0.1 to about 6 mg.

27. The pharmaceutical composition according to claim 1 in unit dosage form, wherein  
30 the one or more glucocorticoids is selected from the group consisting of fludrocortisone, pharmaceutically acceptable esters thereof, salts thereof and complexes thereof in an amount of from about 0.05 to about 5 mg.

28. The pharmaceutical composition according to claim 1 in unit dosage form, wherein  
35 the one or more glucocorticoids is selected from the group consisting of prednisone, pharmaceutically acceptable esters thereof, salts thereof and complexes thereof in an amount of from about 10 to about 50 mg.



29. The pharmaceutical composition according to claim 22 in unit dosage form, wherein the one or more glucocorticoids is selected from the group consisting of methylprednisolone, pharmaceutically acceptable esters thereof, salts thereof and  
5 complexes thereof in an amount of from about 2 to about 20 mg.
30. The pharmaceutical composition according to claim 1 in the form of a film, patch, wafer, gel, sachet, gingival patch or lozenge.
- 10 31. The pharmaceutical composition according to claim 30, wherein the one or more a pharmaceutically acceptable excipients is selected from the group consisting of an acrylic polymer or a derivative thereof, a cellulose derivative, modified starch, polyethylene oxide, chitosan, gelatine, sodium alginate, pectin, scleroglucan, xanthan  
15 gum, guar gum, poly-co-(methyl vinyl ether-maleic anhydride), and combinations thereof.
32. The pharmaceutical composition according to claim 31, wherein the cellulose derivative is selected from the group consisting of hydroxypropylmethyl cellulose, hydroxyethyl cellulose, hydroxypropyl cellulose, sodium carboxymethyl cellulose,  
20 methyl cellulose, ethyl hydroxyethyl cellulose, carboxymethyl cellulose, microcrystalline cellulose, modified cellulose gum, and crosscarmellose.
33. The pharmaceutical composition according to claim 1 further comprising one or more bio/mucoadhesion promoting agents.  
25
34. The pharmaceutical composition according to claim 33, wherein the one or more bio/mucoadhesion promoting agents are present in concentration of from about 0.1 to about 25% w/w.
- 30 35. The pharmaceutical composition according to claim 33 or 34, wherein the one or more bio/mucoadhesion promoting agents is a polymer selected from the group consisting of a synthetic polymer, a natural polymer, derivatives thereof, and mixtures thereof.

36. The pharmaceutical composition according to claim 35, wherein the polymer is selected from the group consisting of a carbomer, a polyethylene oxide, a poly co-(methylvinyl ether/maleic anhydride) and mixtures thereof.

5 37. The pharmaceutical composition according to claim 35, wherein the polymer is a polysaccharide.

38. The pharmaceutical composition according to claim 37, wherein the polysaccharide is selected from the group consisting of gelatin, sodium alginate, pectin, scleroglucan,  
10 xanthan gum, guar gum, microcrystalline cellulose, crosscarmellose, hydroxypropyl cellulose, methyl cellulose, ethyl cellulose, hydroxyethyl cellulose, hydroxypropyl methylcellulose, ethyl hydroxyethyl cellulose, carboxymethyl cellulose, sodium carboxymethyl cellulose, moderately cross-linked starch, and chitosan.

15 39. The pharmaceutical composition according to claim 1, wherein the one or more glucocorticoids are present as microparticles or nanoparticles.

40. The pharmaceutical composition according to claim 39, wherein the mean particle size is 10  $\mu\text{m}$  or less.

20

41. The pharmaceutical composition according to claim 39 or 40, wherein the micro- or nanoparticles are encapsulated.

42. The pharmaceutical composition according to claim 41, wherein the micro- or  
25 nanoparticles are encapsulated with a coating comprising a lechitin or a lechitin based compound.

43. The pharmaceutical composition according to claim 1 further comprising a disintegrating agent.

30

44. The pharmaceutical composition according to claim 43, wherein the disintegrating agent is selected from the group consisting of cross-linked polyvinylpyrrolidone, carboxymethyl starch, natural starch, microcrystalline cellulose, and cellulose gum.

35 45. The pharmaceutical composition according to claim 43 or 44, wherein the disintegrating agent is present in a concentration of from about 0.5 to about 10% w/w.



46. The pharmaceutical composition according to claim 1 further comprising a taste-masking agent.

5 47. The pharmaceutical composition according to claim 46, wherein the taste-masking agent is selected from the group consisting of menthol, peppermint, vanillin, a terpene based compound, and an artificial sweetener.

10 48. The pharmaceutical composition according to claim 46 or 47, wherein the one or more glucocorticoids are taste masked by incorporation into an inclusion complex by means of alpha-, beta-, or gamma-cyclodextrins.

15 49. The pharmaceutical composition according to any one of claims 46 to 48, wherein the one or more glucocorticoids are taste masked by incorporation into an inclusion complex by means of beta-cyclodextrins.

50. The pharmaceutical composition according to claim 1 in a form for buccal administration.

20 51. The pharmaceutical composition according to claim 49 in the form of a gel, a gum, a wafer, a thin-layer film, a patch, a gingival patch, a tablet, a sachet, a lozenge, a fast-dissolving tablet, a cream or an ointment.

25 52. A kit for treating a subject suffering from a disorder requiring acute glucocorticoid therapy comprising one or more containers for housing a pharmaceutical composition according to any one of claims 1 to 51, and instructions for use thereof.

53. The kit according to claim 52, wherein the one or more containers are in the form of blisters or blister packs.

30

54. Use of a pharmaceutical composition as defined in any one of claims 1 to 51 for the preparation of a medicament for the treatment of a disorder in a subject requiring acute glucocorticoid therapy by providing a fast rise in the glucocorticoid serum level of the subject to at least 20% of  $C_{max}$  within 20 min after administration via the mucosa of the oral cavity of the subject.

35

55. The use according to claim 54, wherein at least 40% of  $C_{\max}$  is reached within 30 min after administration.

56. The use according to claim 54 or 55, wherein at least 75% of  $C_{\max}$  is reached within  
5 45 min after administration.

57. The use according to any one of claims 54 to 56, wherein  $T_{\max}$  is reached within 60 min after administration of the composition via a mucosa of the subject.

10 58. The use according to any one of claims 54 to 57, wherein the pharmaceutical composition is suitable for administration by the subject or by non-medically trained persons.

59. The use according to any one of claims 54 to 58, wherein the pharmaceutical  
15 composition is in a form that can be administered to the subject in an unconscious state.

60. The use according to claim 58 or 59, wherein the pharmaceutical composition is in a form that can be administered to the subject when the subject is unable to swallow.



1/12

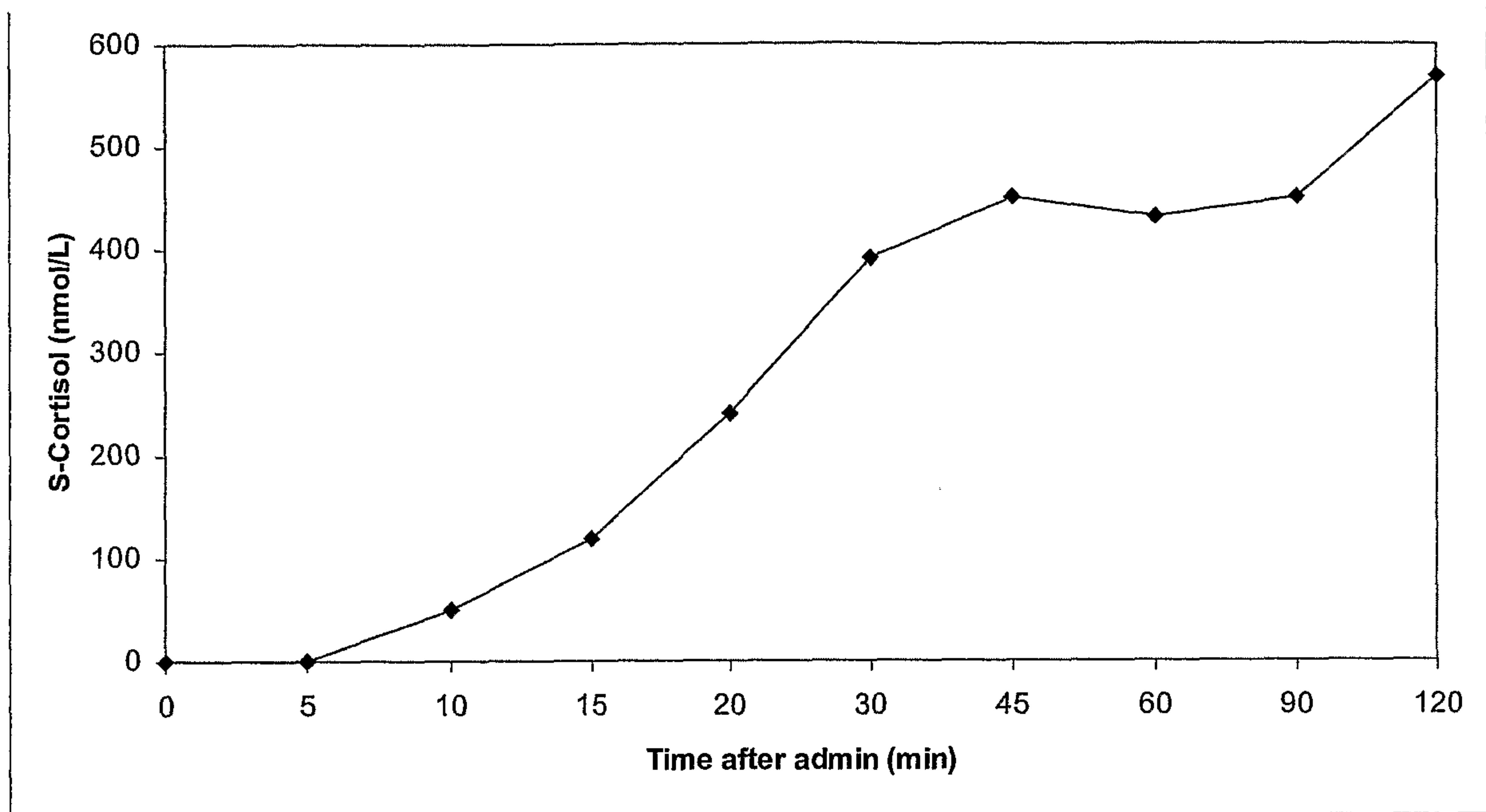


Fig. 1

2/12

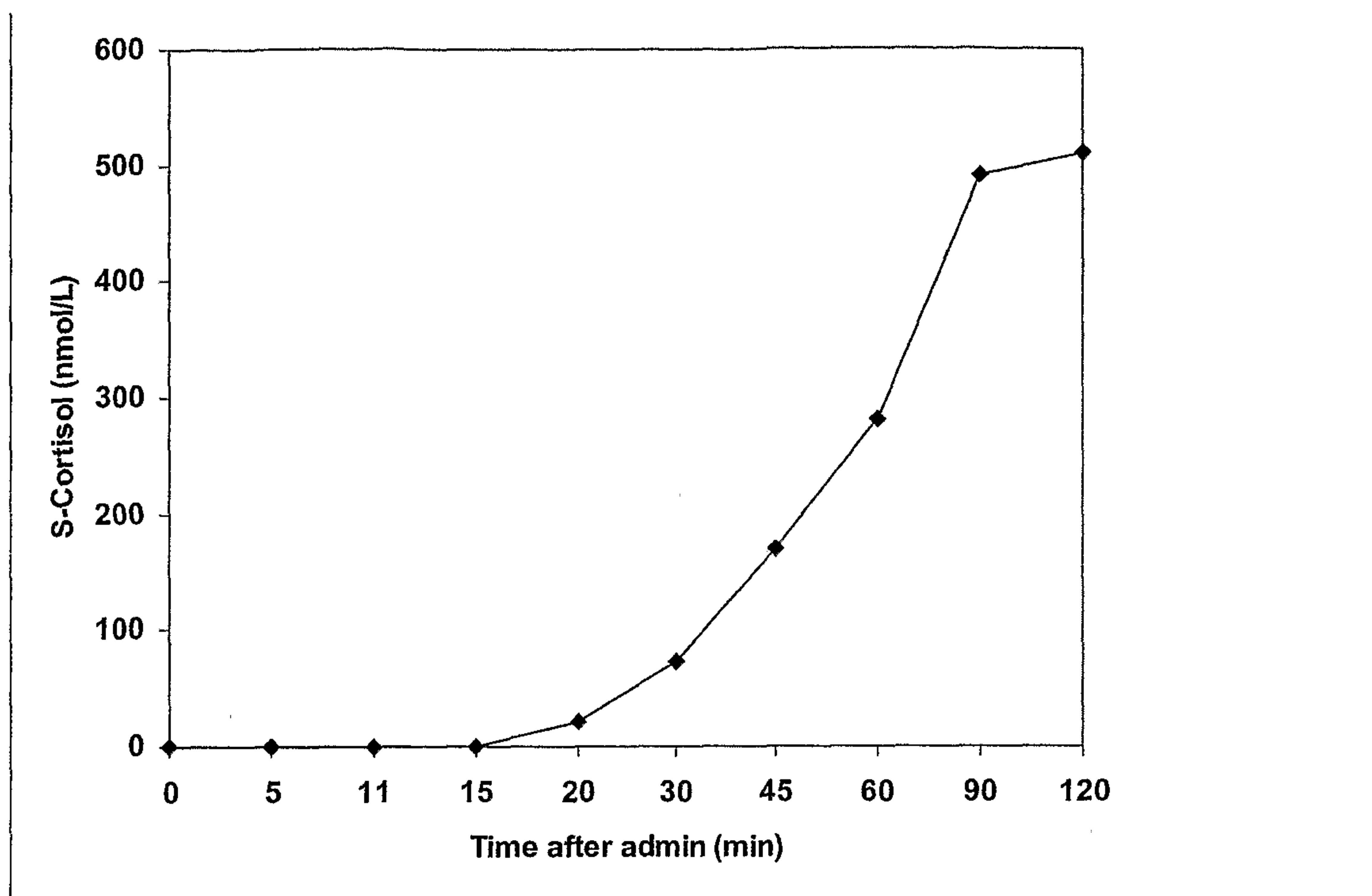


Fig. 2



3/12

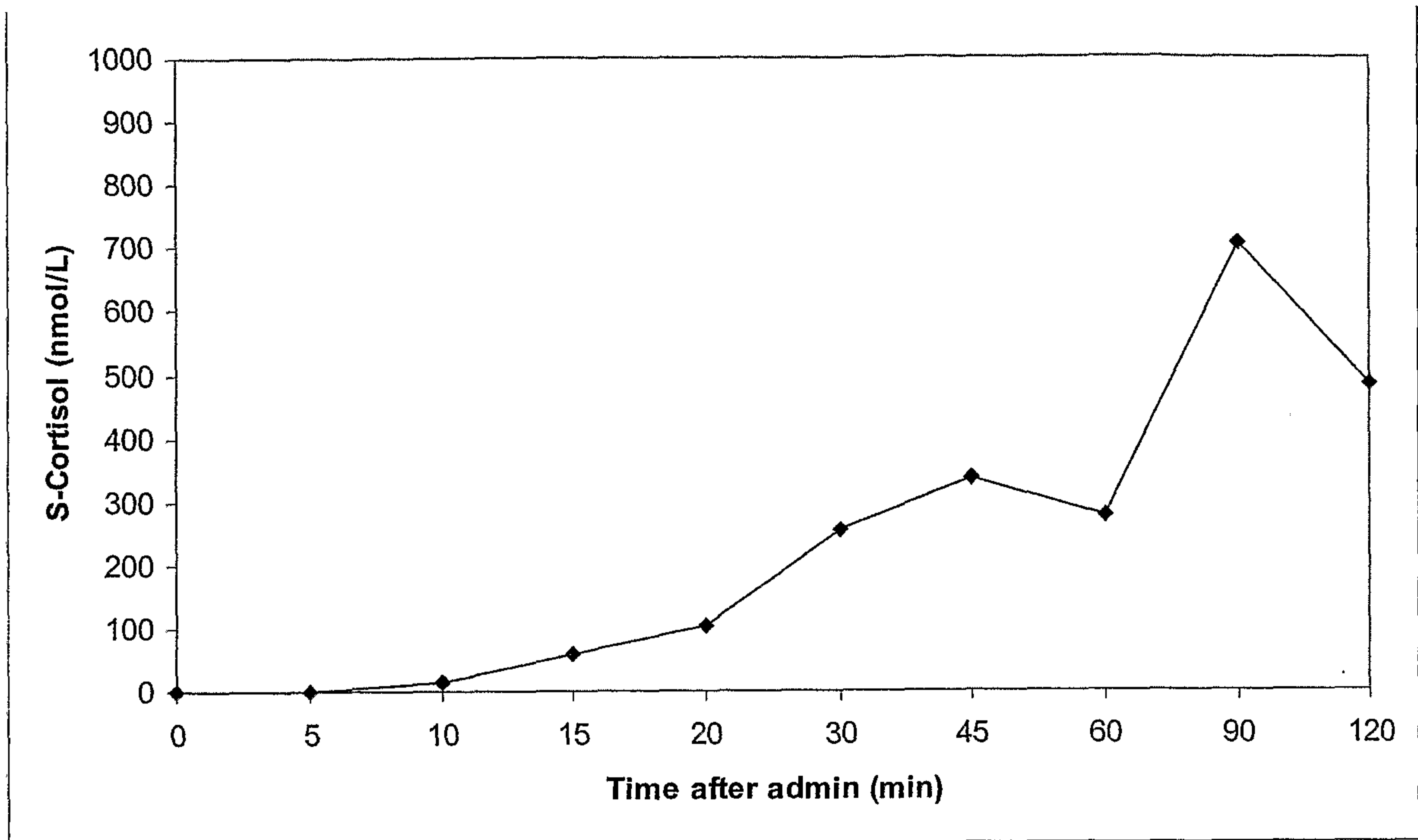


Fig. 3

4/12

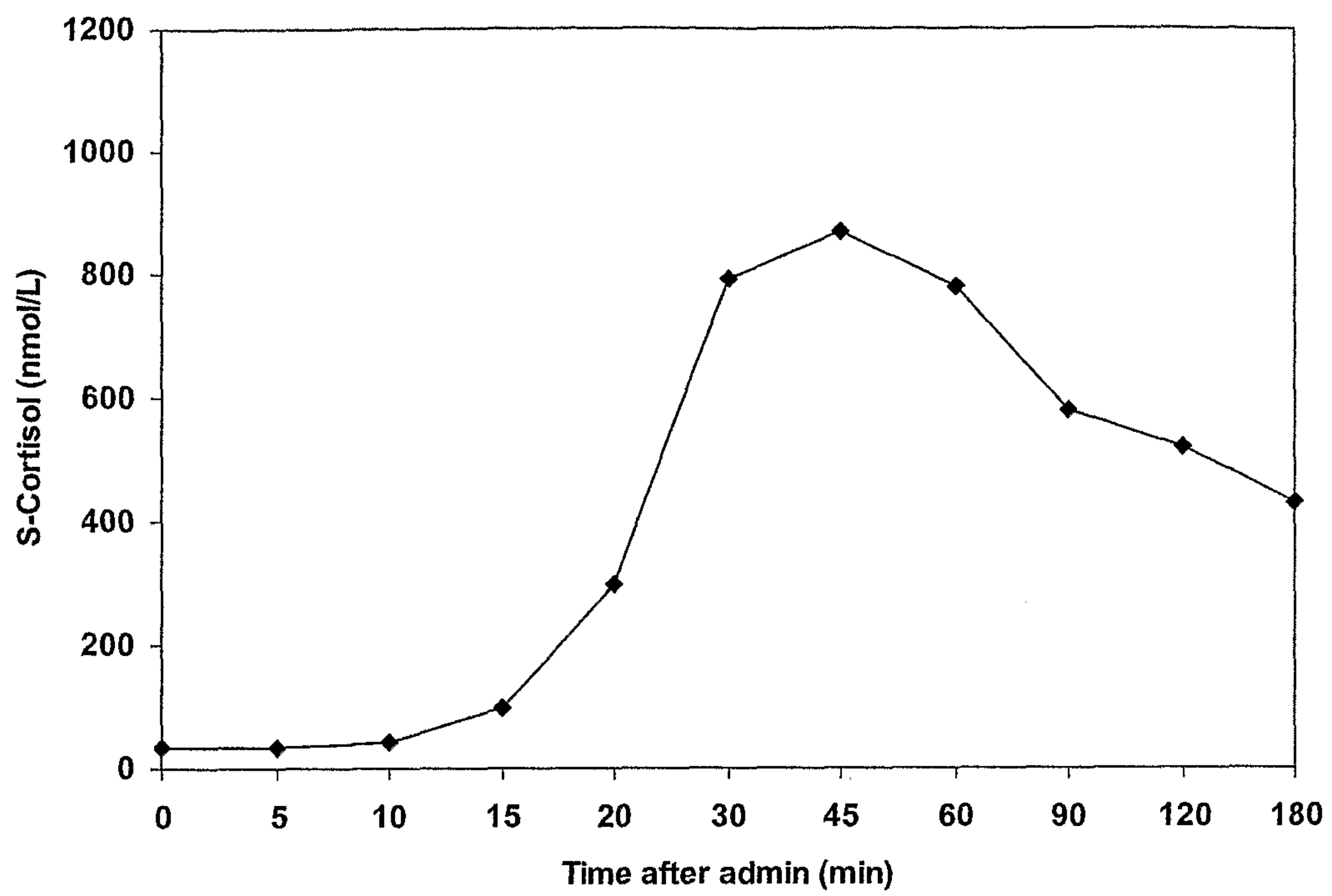


Fig. 4



5/12

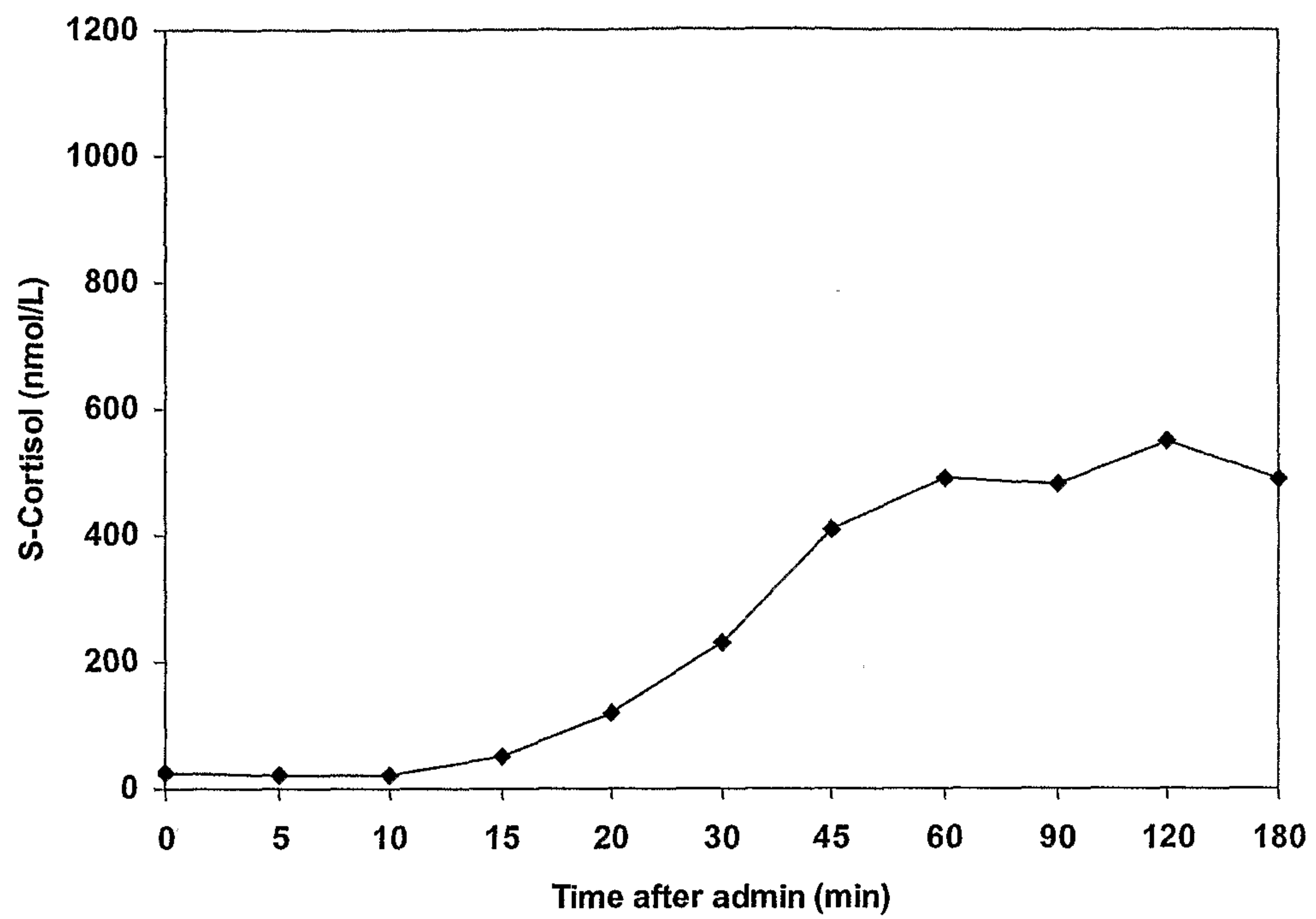


Fig. 5

6/12

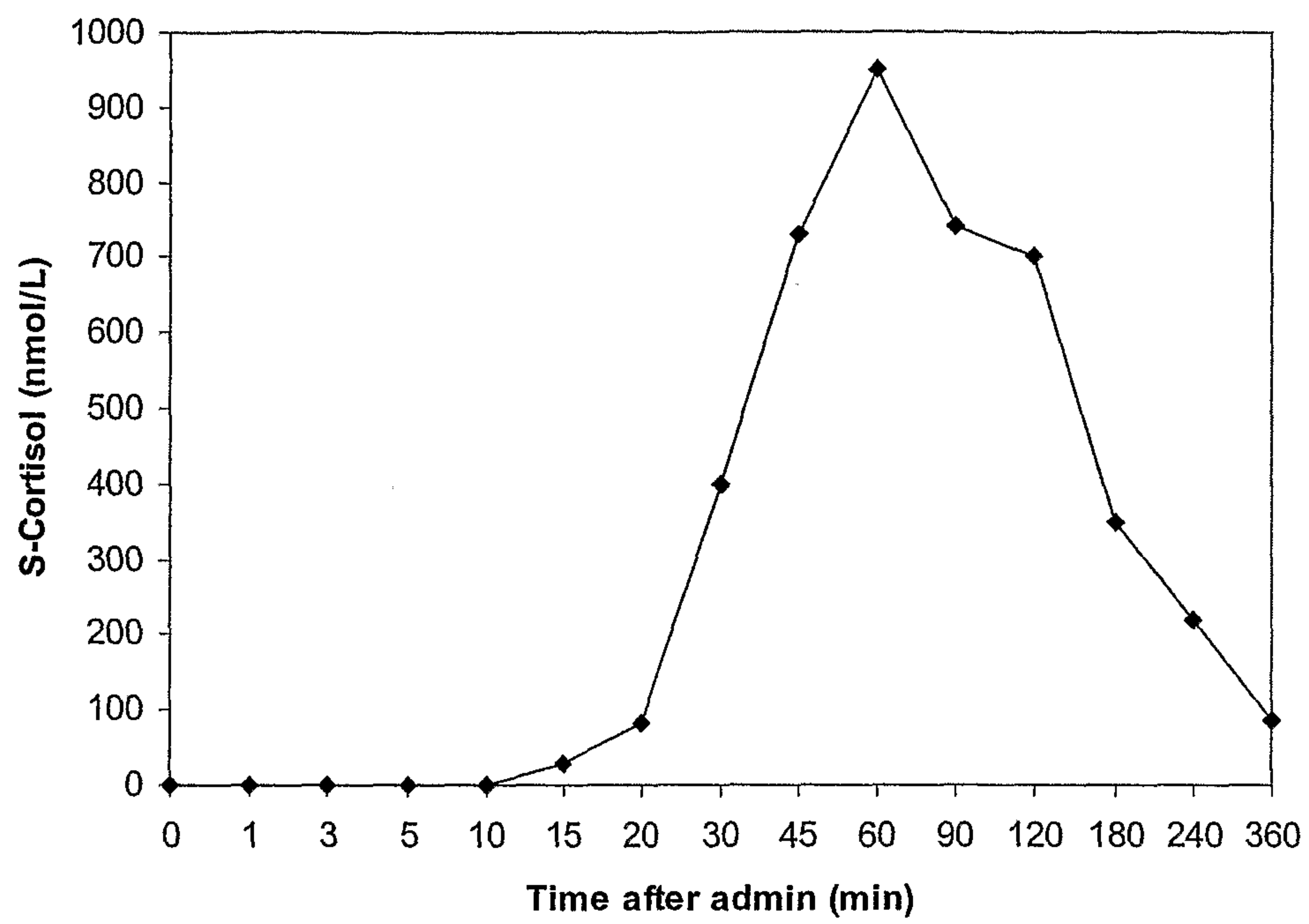


Fig. 6



7/12

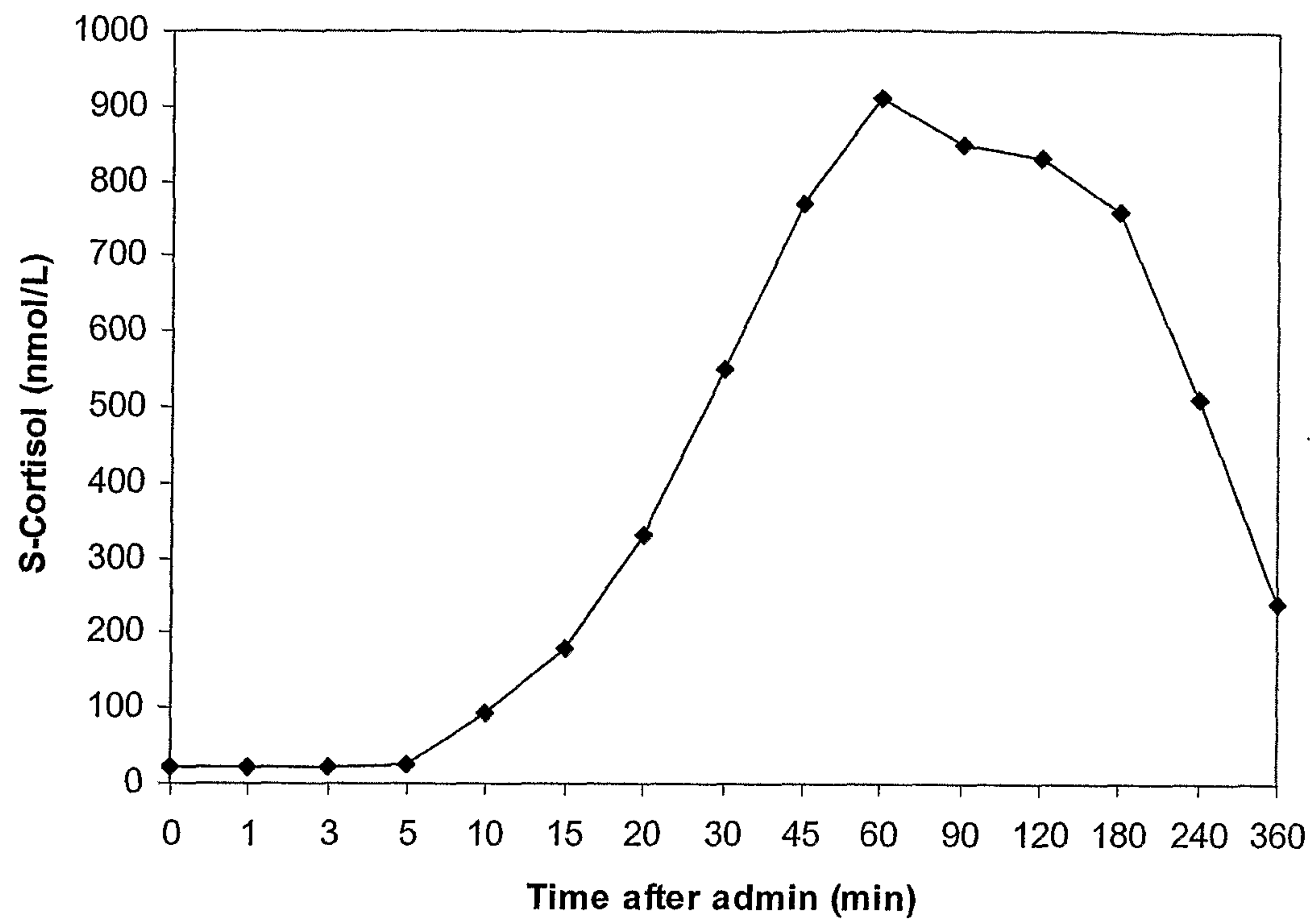


Fig. 7

8/12

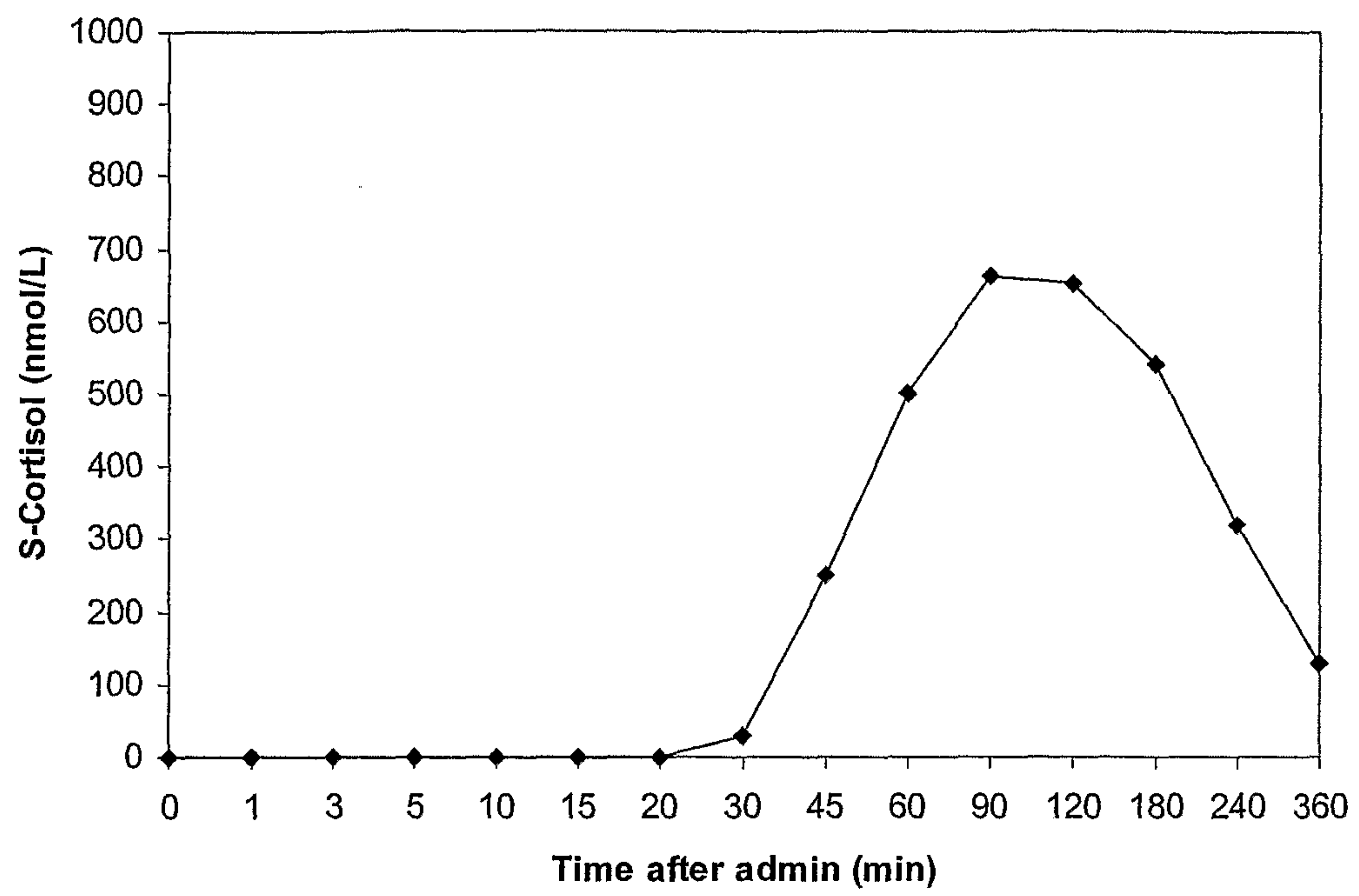


Fig. 8



9/12

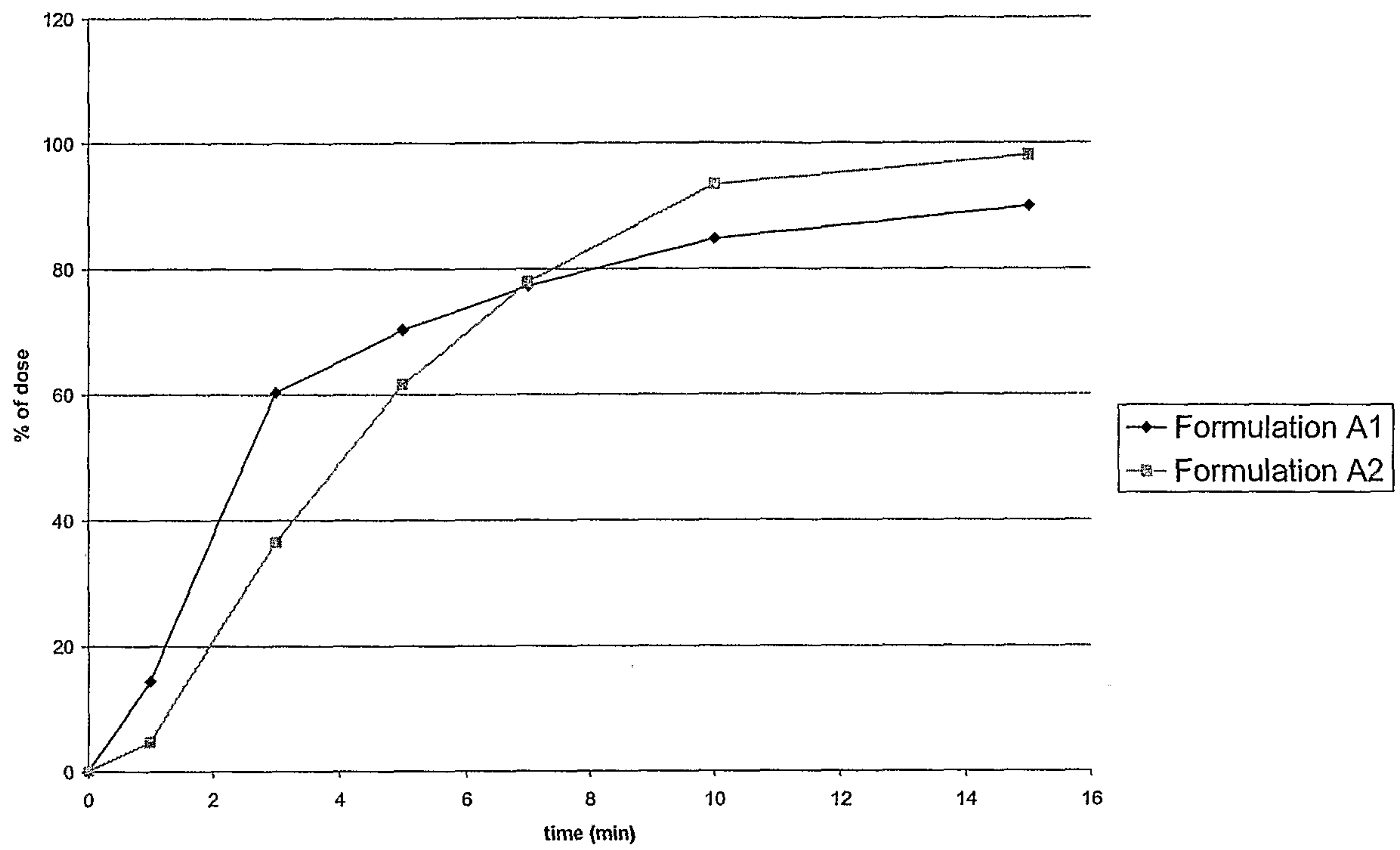


Fig. 9

10/12

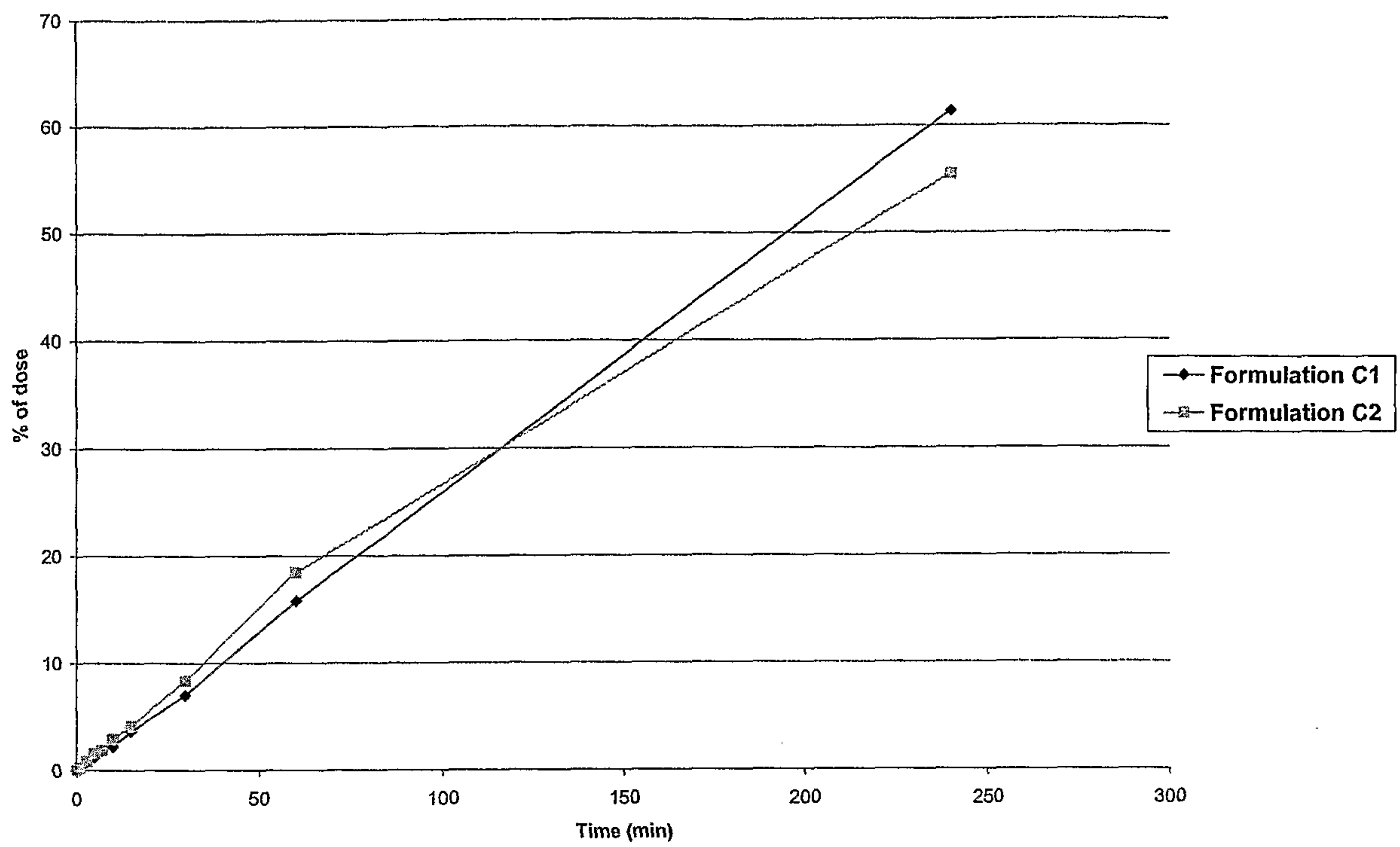


Fig. 10

11/12

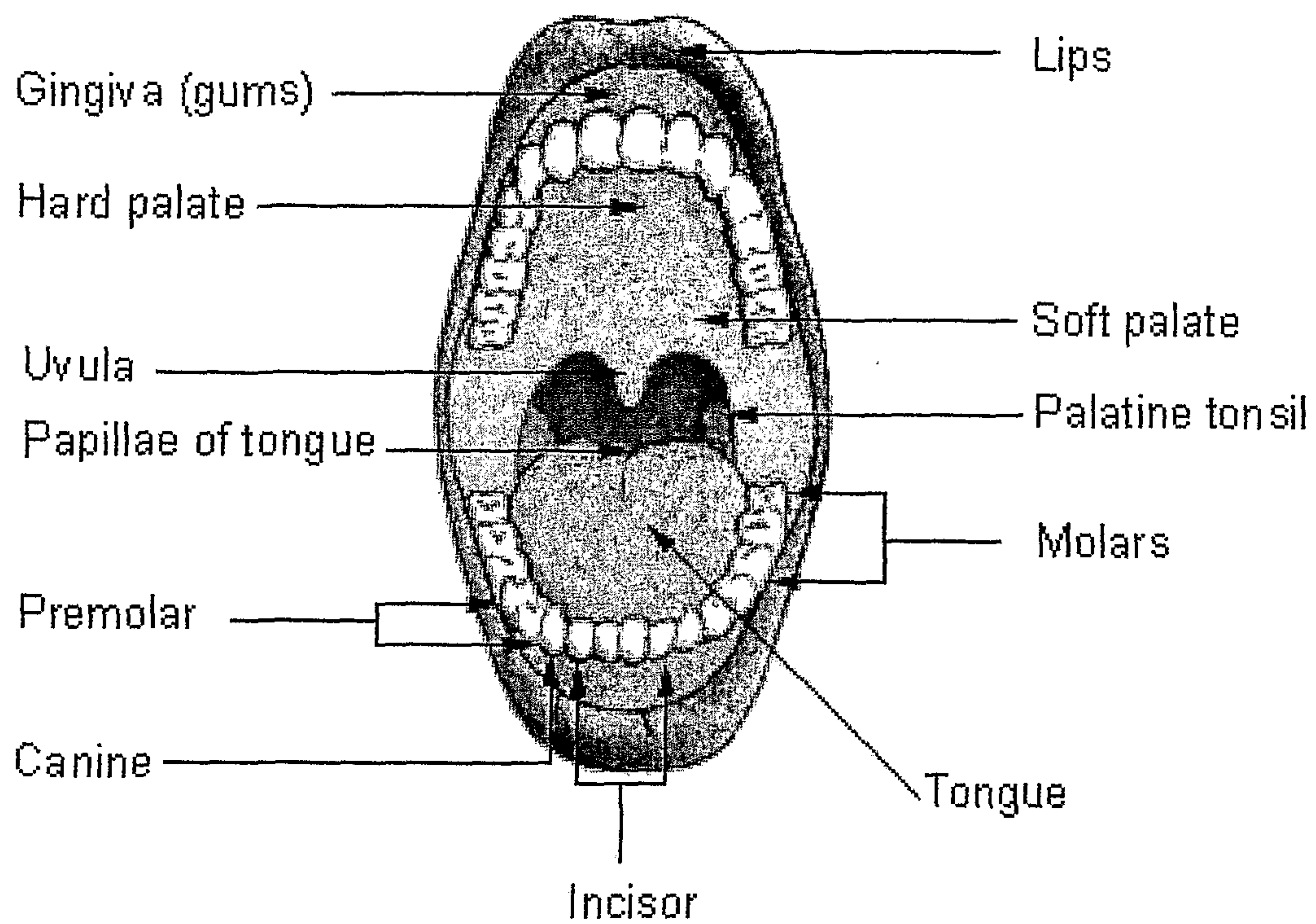
**Mouth (Oral Cavity)**

Fig. 11



12/12

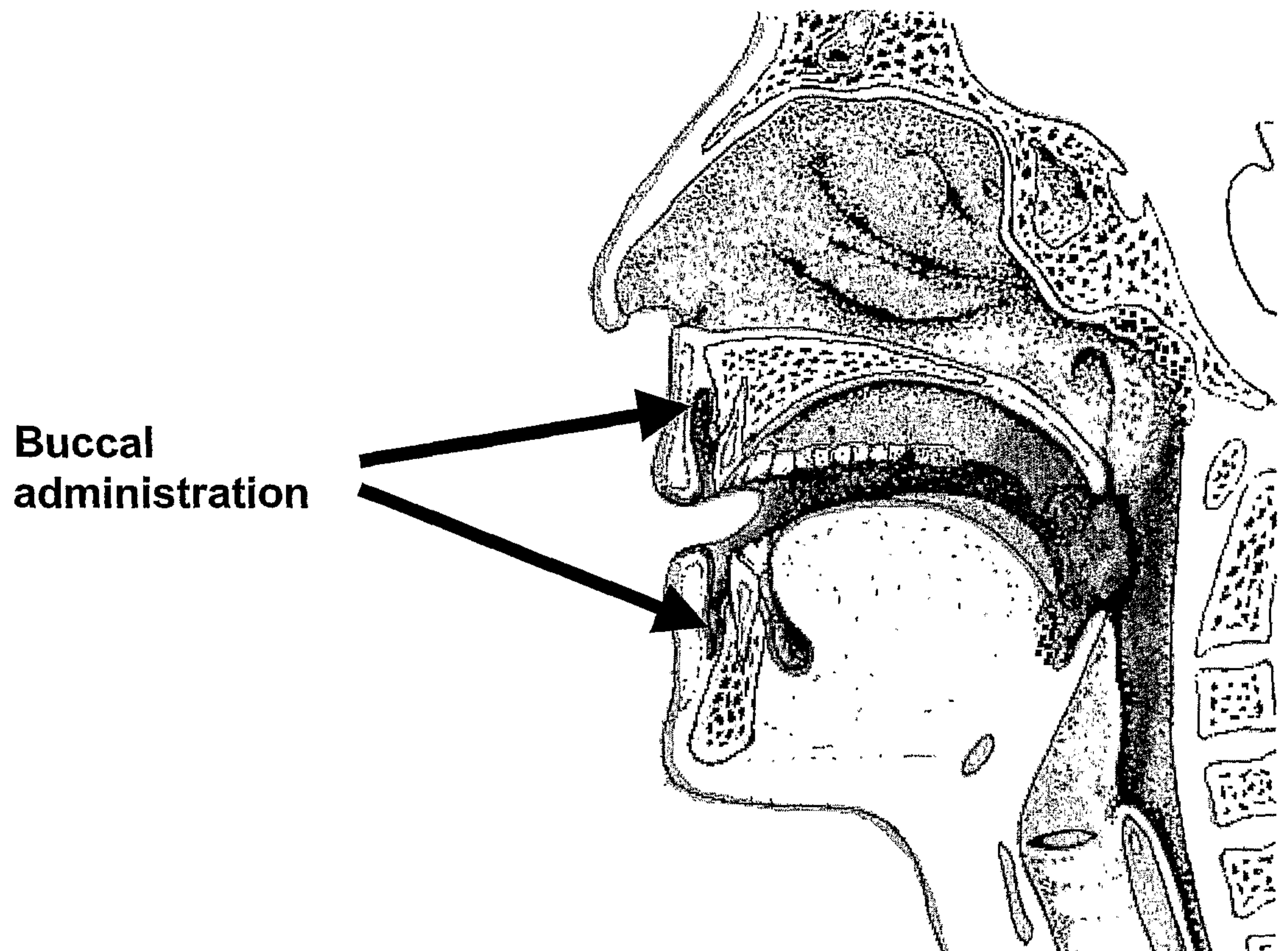


Fig. 12