

[19] Patents Registry
The Hong Kong Special Administrative Region
香港特別行政區
專利註冊處

[11] 1136943 B
EP 2111107 B1

[12]

STANDARD PATENT SPECIFICATION
標準專利說明書

[21] Application No. 申請編號
10104032.0

[51] Int.Cl.⁸ A01N A61K

[22] Date of filing 提交日期
23.04.2010

[54] HETEROCYCLIC RECEPTOR AGONISTS FOR THE TREATMENT OF DIABETES AND METABOLIC DISORDERS 治療糖尿病和新陳代謝失調的雜環受體拮抗劑

[30] Priority 優先權

28.12.2006 US 60/877,903

26.12.2007 US 11/964,461

[43] Date of publication of application 申請發表日期

16.07.2010

[45] Publication of the grant of the patent 批予專利的發表日期

09.08.2013

EP Application No. & Date 歐洲專利申請編號及日期

EP 07869989.9 27.12.2007

EP Publication No. & Date 歐洲專利申請發表編號及日期

EP 2111107 28.10.2009

Date of Grant in Designated Patent Office 指定專利當局批予專利日期

24.04.2013

[73] Proprietor 專利所有人

Metabolex Inc.

3876 Bay Center Place

Hayward, CA 94545

UNITED STATES/UNITED STATES OF AMERICA

[72] Inventor 發明人

CHEN, Xin

CHENG, Peng

CLEMENS, L., Edward

JOHNSON, Jeffrey, D.

MA, Jingyuan

MURPHY, Alison

NASHASHIBI, Imad

RABBAT, Christopher, J.

SONG, Jiagao

WILSON, Maria, E.

ZHU, Yan

ZHAO, Zuchun

[74] Agent and / or address for service 代理人及/或送達地址

Eagle IP Limited

13/F, Bright Way Tower

33 Mong Kok Road

Kowloon HONG KONG

(19)



(11)

EP 2 111 107 B1

(12)

EUROPEAN PATENT SPECIFICATION

(45) Date of publication and mention of the grant of the patent:
24.04.2013 Bulletin 2013/17

(51) Int Cl.:
A01N 43/40 ^(2006.01) **A61K 31/445** ^(2006.01)
A61K 31/497 ^(2006.01)

(21) Application number: **07869989.9**

(86) International application number:
PCT/US2007/088978

(22) Date of filing: **27.12.2007**

(87) International publication number:
WO 2008/083238 (10.07.2008 Gazette 2008/28)

(54) **HETEROCYCLIC RECEPTOR AGONISTS FOR THE TREATMENT OF DIABETES AND METABOLIC DISORDERS**

HETEROZYKLISCHE REZEPTORAGONISTEN ZUR BEHANDLUNG VON DIABETES UND STOFFWECHSELKRANKHEITEN

AGONISTES DE RÉCEPTEUR HÉTÉROCYCLIQUE POUR LE TRAITEMENT DU DIABÈTE ET DE TROUBLES MÉTABOLIQUES

(84) Designated Contracting States:
AT BE BG CH CY CZ DE DK EE ES FI FR GB GR HU IE IS IT LI LT LU LV MC MT NL PL PT RO SE SI SK TR

- **MURPHY, Alison**
Milpitas, CA 95035 (US)
- **NASHASHIBI, Imad**
San Jose, CA 95134 (US)
- **RABBAT, Christopher, J.**
San Jose, CA 95112 (US)
- **SONG, Jianguo**
Sunnyvale, CA 94087 (US)
- **WILSON, Maria, E.**
San Francisco, CA 94107 (US)
- **ZHU, Yan**
Foster City, CA 94404 (US)
- **ZHAO, Zuchun**
Pleasanton, CA 94566 (US)

(30) Priority: **28.12.2006 US 877903 P**
26.12.2007 US 964461

(43) Date of publication of application:
28.10.2009 Bulletin 2009/44

(73) Proprietor: **Metabolex Inc.**
Hayward, CA 94545 (US)

- (72) Inventors:
- **CHEN, Xin**
San Ramon, CA 94582 (US)
 - **CHENG, Peng**
Teda, Tianjin 300457 (CN)
 - **CLEMENS, L., Edward**
Davis, CA 95616 (US)
 - **JOHNSON, Jeffrey, D.**
Moraga, CA 94556 (US)
 - **MA, Jingyuan**
Sunnyvale, CA 94086 (US)

(74) Representative: **Coyle, Philip Aidan et al**
FRKelly
27 Clyde Road
Ballsbridge
Dublin 4 (IE)

(56) References cited:
WO-A1-2004/037809 WO-A1-2005/061489
WO-A2-2006/133216 US-A- 5 817 677
US-A1- 2006 142 262

EP 2 111 107 B1

Note: Within nine months of the publication of the mention of the grant of the European patent in the European Patent Bulletin, any person may give notice to the European Patent Office of opposition to that patent, in accordance with the Implementing Regulations. Notice of opposition shall not be deemed to have been filed until the opposition fee has been paid. (Art. 99(1) European Patent Convention).

Description

BACKGROUND OF THE INVENTION

5 [0001] Diabetes mellitus can be divided into two clinical syndromes, Type I and Type II diabetes mellitus. Type I diabetes, or insulin-dependent diabetes mellitus, is a chronic autoimmune disease characterized by the extensive loss of beta cells in the pancreatic islets of Langerhans (hereinafter referred to as "pancreatic islet cells" or "islet cells"), which produce insulin. As these cells are progressively destroyed, the amount of secreted insulin decreases, eventually leading to hyperglycemia (abnormally high level of glucose in the blood) when the amount secreted drops below the level required for euglycemia (normal blood glucose level). Although the exact trigger for this immune response is not known, patients with Type I diabetes have high levels of antibodies against pancreatic beta cells (hereinafter "beta cells"). However, not all patients with high levels of these antibodies develop Type I diabetes.

10 [0002] Type II diabetes, or non-insulin-dependent diabetes mellitus, develops when muscle, fat and liver cells fail to respond normally to insulin. This failure to respond (called insulin resistance) may be due to reduced numbers of insulin receptors on these cells, or a dysfunction of signaling pathways within the cells, or both. The beta cells initially compensate for this insulin resistance by increasing their insulin output. Over time, these cells become unable to produce enough insulin to maintain normal glucose levels, indicating progression to Type II diabetes (Kahn SE, Am. J. Med. (2000) 108 Suppl 6a, 2S-8S).

15 [0003] The fasting hyperglycemia that characterizes Type II diabetes occurs as a consequence of the combined lesions of insulin resistance and beta cell dysfunction. The beta cell defect has two components: the first component, an elevation of basal insulin release (occurring in the presence of low, non-stimulatory glucose concentrations), is observed in obese, insulin-resistant pre-diabetic stages as well as in Type II diabetes. The second component is a failure to increase insulin release above the already elevated basal output in response to a hyperglycemic challenge. This lesion is absent in pre-diabetes and appears to define the transition from normo-glycemic insulin-resistant states to frank diabetes. There is currently no cure for diabetes. Conventional treatments for diabetes are very limited, and focus on attempting to control blood glucose levels in order to minimize or delay complications. Current treatments target either insulin resistance (metformin, thiazolidinediones ("TZDs")), or insulin release from the beta cell (sulphonylureas, exanatide). Sulphonylureas, and other compounds that act by depolarizing the beta cell, have the side effect of hypoglycemia since they cause insulin secretion independent of circulating glucose levels. One approved drug, Byetta (exanatide) stimulates insulin secretion only in the presence of high glucose, but is not orally available and must be injected. Januvia (sitagliptin) is another recently approved drug that increases blood levels of incretin hormones, which can increase insulin secretion, reduce glucagon secretion and have other less well characterized effects. However, Januvia and other dipeptidyl peptidases IV inhibitors may also influence the tissue levels of other hormones and peptides, and the long-term consequences of this broader effect have not been fully investigated. There is an unmet need for oral drugs that stimulate insulin secretion in a glucose dependent manner.

20 [0004] Progressive insulin resistance and loss of insulin secreting pancreatic β -cells are primary characteristics of Type II diabetes. Normally, a decline in the insulin sensitivity of muscle and fat is compensated for by increases in insulin secretion from the β -cell. However, loss of β -cell function and mass results in insulin insufficiency and diabetes (Kahn BB, Cell 92:593-596, 1998; Cavaghan MK, et al., J. Clin. Invest. 106:329-333, 2000; Saltiel AR, Cell 104:517-529, 2001; Prentki M and Nolan CJ. J Clin Invest. 116:1802-1812. (2006); and Kahn SE. J. Clin. Endocrinol. Metab. 86:4047-4058, 2001). Hyperglycemia further accelerates the decline in β -cell function (UKPDS Group, J.A.M.A. 281:2005-2012, 1999; Levy J, et al., Diabetes Med. 15:290-296, 1998; and Zhou YP, et al., J Biol Chem 278:51316-23, 2003). Several of the genes in which allelic variation is associated with an increased risk of Type II diabetes are expressed selectively in the beta cell (Bell GI and Polonsky KS, Nature 414:788-791 (2001); Saxena R, et al., Science. (2007) Apr 26; [Epub ahead of print]; and Valgerdur Steinthorsdottir, et al., Nature Genetics (2007) Apr 26; [Epub ahead of print]).

25 [0005] Insulin secretion from the beta cells of pancreatic islets is elicited by increased levels of blood glucose. Glucose is taken up into the beta cell primarily by the beta cell and liver selective transporter GLUT2 (Thorens B. Mol Membr Biol. 2001 Oct-Dec;18(4):265-73). Once inside the cell, glucose is phosphorylated by glucokinase, which is the primary glucose sensor in the beta cell since it catalyzes the irreversible rate limiting step for glucose metabolism (Matschinsky FM. Curr Diab Rep. 2005 Jun;5(3):171-6). The rate of glucose-6-phosphate production by glucokinase is dependent on the concentration of glucose around the beta cell, and therefore this enzyme allows for a direct relationship between level of glucose in the blood and the overall rate of glucose oxidation by the cell. Mutations in glucokinase produce abnormalities in glucose dependent insulin secretion in humans giving further evidence that this hexokinase family member plays a key role in the islet response to glucose (Gloyn AL, et al., J Biol Chem. 2005 Apr 8;280(14):14105-13. Epub 2005 Jan 25). Small molecule activators of glucokinase enhance insulin secretion and may provide a route for therapeutic exploitation of the role of this enzyme (Guertin KR and Grimsby J. Curr Med Chem. 2006;13(15):1839-43; and Matschinsky FM, et al., Diabetes 2006 Jan;55(1):1-12) in diabetes. Glucose metabolism via glycolysis and mitochondrial oxidative phosphorylation ultimately results in ATP production, and the amount of ATP produced in a beta cell

is directly related to the concentration of glucose to which the beta cell is exposed.

[0006] Elevated ratios of ATP to ADP that occur in the presence of higher glucose result in the closure of the Kir6.2 channel via interaction with the SUR1 subunit of the channel complex. Closure of these channels on the plasma membrane of the beta cell results in depolarization of the membrane and subsequent activation of voltage dependent calcium channels (VDCCs) (Ashcroft FM, and Gribble FM, *Diabetologia* 42:903-919, 1999; and Seino S, *Annu Rev Physiol.* 61: 337-362, 1999). Calcium ion entry as well as release of calcium from intracellular stores triggers exocytosis of insulin granules, resulting in secretion of insulin into the blood stream. Agents which close the Kir6.2 channel such as sulphonylureas and metaglitinides (Rendell M. *Drugs* 2004;64(12):1339-58; and Blickle JF, *Diabetes Metab.* 2006 Apr;32(2): 113-20) also cause membrane depolarization, and therefore these agents stimulate insulin secretion in a glucose independent fashion. Potassium channel openers, such as diazoxide, inhibit insulin secretion by preventing elevated ATP/ADP ratios from closing the Kir6.2 channel (Hansen JB. *Curr Med Chem.* 2006;13(4):361-76). Calcium channel blockers, such as verapamil and nifedipine, can also inhibit insulin secretion (Henquin, J. C. (2004) *Diabetes* 53, S48-S58). Although sulphonylureas and metaglitinides are effective glucose lowering agents in the clinic, they act independently of blood glucose levels. Because they act independently of glucose levels, these drugs may result in hypoglycemia.

[0007] Glucose dependent insulin secretion from the beta cell is dependent on numerous neurotransmitters and blood-borne hormones, as well as local, intra-islet factors. CNS activation of the vagal innervation of the islet can lead to the release of small molecules such as acetylcholine and peptides such as vasoactive intestinal polypeptide (VIP), gastrin releasing peptide (GRP) and Pituitary Adenylate Cyclase Activating Peptide (PACAP). Acetylcholine activation of phospholipase C through the G_{aq} -coupled GPCR M3 muscarinic receptor leads to release of Ca^{++} from intracellular stores (Gilon P, and Henquin JC. *Endocr Rev.* 2001 Oct;22(5):565-604). Cholinergic agonists also lead to a subtle Na^{+} -dependent plasma membrane depolarization that can work in concert with glucose-initiated depolarization to enhance insulin release (Gilon P, and Henquin JC. *Endocr Rev.* 2001 Oct;22(5):565-604). VIP and PACAP each bind to an overlapping set of G_a -coupled GPCRs (PAC1, VIPR1, and VIPR2) on the beta cell that lead to stimulation of adenylate cyclase and an increase in intracellular cAMP (Filipsson K, et al., *Diabetes*, 2001 Sep;50(9):1959-69; Yamada H, et al., *Regul Pept.* 2004 Dec 15;123(1-3):147-53; and Qader SS, et al., *Am J Physiol Endocrinol Metab.* 2007 May;292(5): E1447-55).

[0008] Elevation of beta cell cAMP has a substantial potentiating effect on insulin secretion in the presence of stimulatory levels of glucose (see below). Unfortunately, many potentiators of glucose-stimulated insulin secretion also have effects outside of the islet which limit their ability to be used as diabetes therapeutics. For example, the best available selective muscarinic agonists which stimulate insulin secretion also stimulate multiple undesirable responses in multiple tissues (Rhoades RA and Tanner GA, eds. (2003) *Medical Physiology*, 2nd ed. Lippincott, Williams and Wilkins. ISBN 0-7817-1936-4). Likewise, VIP and PACAP receptors are present in multiple organ systems and mediate effects on the reproductive, immune and other diverse systems that make them less attractive as specific enhancers of glucose dependent insulin secretion.

[0009] Incretin hormones such as Glucagon-Like Peptide 1 (GLP-1) and Glucose-dependent Insulinotropic Polypeptide (GIP, also known as Gastric Inhibitory Polypeptide) also bind to specific G_{alpha_s} -coupled GPCRs receptors on the surface of islet cells, including beta cells, and raise intracellular cAMP (Drucker DJ, *J Clin Invest.* 2007 Jan;117(1): 24-32). Although the receptors for these hormones are present in other cells and tissues, the overall sum of effects of these peptides appear to be beneficial to control of glucose metabolism in the organism (Hansotia T, et al., *J Clin Invest.* 2007 Jan;117(1):143-52. Epub 2006 Dec 21). GIP and GLP-1 are produced and secreted from intestinal K and L cells, respectively, and these peptide hormones are released in response to meals by both direct action of nutrients in the gut lumen and neural stimulation resulting from food ingestion. GIP and GLP-1 have short half-lives in human circulation due to the action of the protease dipeptidyl-peptidase IV (DPP IV), and inhibitors of this protease can lower blood glucose due to their ability to raise the levels of active forms of the incretin peptides. The glucose lowering that can be obtained with DPPIV inhibitors, however, is somewhat limited since these drugs are dependent on the endogenous release of the incretin hormones. Peptides (eg. exanatide (Byetta)) and peptide-conjugates that bind to the GIP or GLP-1 receptors but are resistant to serum protease cleavage can also lower blood glucose substantially (Gonzalez C, et al., *Expert Opin Investig Drugs* 2006 Aug;15(8):887-95), but these incretin mimetics must be injected and tend to induce a high rate of nausea and therefore are not ideal therapies for general use in the Type II diabetic population. The clinical success of DPPIV inhibitors and incretin mimetics, though far from ideal, do point to the potential utility of compounds that increase incretin activity in the blood or directly stimulate cAMP in the beta cell. Some studies have indicated that beta cell responsiveness to GIP is diminished in Type II diabetes (Nauck MA, et al., *J. Clin. Invest.* 91:301-307 (1993); and Elahi D, et al., *Regul. Pept.* 51:63-74 (1994)). Restoration of this responsiveness (Meneilly GS, et al., *Diabetes Care.* 1993 Jan;16(1):110-4) may be a promising way to improve beta cell function *in vivo*.

[0010] Since increased incretin activity has a positive effect on glucose dependent insulin secretion and perhaps other mechanisms that lead to lower blood glucose, it is also of interest to explore therapeutic approaches to increasing incretin release from intestinal K and L cells. GLP-1 secretion appears to be attenuated in Type II diabetes (Vilsboll T, et al., *Diabetes* 50:609-613), so improving incretin release may ameliorate this component of metabolic dysregulation. Nutrients

such as glucose and fat in the gut lumen prompt incretin secretion by interaction with apical receptors (Vilsboll T, et al., Diabetes 50:609-613). GLP-1 and GIP release can also result from neural stimulation; acetylcholine and GRP can enhance incretin release in a manner perhaps analogous to the effects of these neurotransmitters on the beta cell in regard to insulin secretion (Brubaker P, Ann N Y Acad Sci. 2006 Jul;1070:10-26; and Reimann F, et al., Diabetes 2006 Dec; 55 (Supplement 2):S78-S85). Somatostatin, leptin and free fatty acids also appear to modulate incretin secretion (Brubaker P, Ann N Y Acad Sci. 2006 Jul; 1070:10-26; and Reimann, F. et al., Diabetes. 2006 Dec;55(Supplement 2): S78-S85). To date, however, there does not appear to be a way to selectively impact these pathways to promote incretin secretion for therapeutic benefit. There is a need for oral drugs that stimulate incretin secretion in the treatment of diabetes.

[0011] Incretins can also increase the rate of beta cell proliferation and decrease the apoptotic rates of beta cells in animal models (Farilla L, et al., Endocrinology 2002 Nov;143(11):4397-408) and human islets *in vitro* (Farilla L, et al., Endocrinology 2003 Dec;144(12):5149-58).. The net result of these changes is an increase in beta cell number and islet mass, and this should provide for increased insulin secretory capacity, which is another desired aim of anti-diabetic therapies. GLP-1 has also been shown to protect islets from the destructive effects of agents such as streptozotocin by blocking apoptosis (Li Y, et al., J Biol Chem. 2003 Jan 3;278(1):471-8). Cyclin D1, a key regulator of progression through the cell cycle, is up-regulated by GLP-1, and other agents that increase cAMP and PKA activity also have a similar effect (Friedrichsen BN, et al., J Endocrinol. 2006 Mar;188(3):481-92; and Kim MJ, et al., J Endocrinol. 2006 Mar;188(3): 623-33). Increased transcription of the cyclin D1 gene occurs in response to PKA phosphorylation of CREB (cAMP-response element binding) transcription factors (Hussain MA, et al., Mol Cell Biol. 2006 Oct;26(20):7747-59). There is a need for oral drugs that increase beta cell number and islet mass in the treatment of diabetes.

[0012] Beta cell cAMP levels may also be raised by inhibiting the degradation of this second messenger by phosphodiesterases to AMP (Furman B, and Pyne N, Curr Opin Investig Drugs 2006 Oct;7(10):898-905). There are several different cAMP phosphodiesterases in the beta cell, and many of these have been shown to serve as a brake on glucose-dependent insulin secretion. Inhibitors of cAMP phosphodiesterases have been shown to increase insulin secretion *in vitro* and *in vivo*, including PDE1C, PDE3B, PDE10, (Han P, et al., J Biol Chem. 1999 Aug 6;274(32):22337-44; Harndahl L, et al., J Biol Chem. 2002 Oct 4;277(40):37446-55; Walz HA, et al., J Endocrinol. 2006 Jun;189(3):629-41; Choi YH, et al., J Clin Invest. 2006 Dec;116(12):3240-51; and Cantin LD, et al., Bioorg Med Chem Lett. 2007 May 15;17(10): 2869-73) but so far, no PDEs have been found to have the cell type selectivity necessary to avoid undesirable effects. However, this remains an area of active investigation due to the potential for amplification of the effects of incretins and other agents that stimulate adenylate cyclase.

[0013] There appear to be multiple mechanisms by which cAMP elevation in the beta cell can enhance glucose dependent insulin secretion. Classically, many of the intracellular effects of cAMP are mediated by the cAMP-dependent protein kinase (protein kinase A, PKA) (Hatakeyama H, et al., J Physiol. 2006 Jan 15;570(Pt 2):271-82). PKA consists of a complex of two regulatory and two catalytic domains; binding of cAMP to the catalytic domains releases the catalytic domains and results in increased protein phosphorylation activity. One of the downstream effects of this kinase activity is enhanced efficiency of insulin exocytosis (Gromada J, et al., Diabetes 1998 Jan;47(1):57-65). Another cAMP binding protein is Epac, a guanine nucleotide exchange factor (GEF) (Kashima Y, et al., J Biol Chem. 2001 Dec 7;276(49): 46046-53. Epub 2001 Oct 11; and Shibasaki T, et al., J Biol Chem. 2004 Feb 27;279(9):7956-61), which mediates a cAMP-dependent, but PKA-independent, increase in insulin exocytosis. Epac activated by cAMP may also enhance of release of intracellular Ca⁺⁺ (Holz GG, Diabetes 2004 Jan;53(1):5-13). The effects of cAMP on insulin secretion are dependent on elevated glucose levels, so raising cAMP in the pancreatic beta cell is an important goal for therapeutics of Type II diabetes.

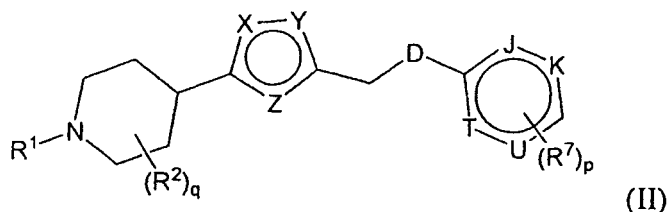
[0014] Agents that raise intracellular cAMP levels in the beta cell increase insulin secretion in a glucose dependent manner (Miura Y and Matsui H, Am. J. Physiol Endocrinol. Metab (2003) 285, E1001-E1009). One mechanism for raising cAMP is by the action of G-protein coupled cell surface receptors, which stimulate the enzyme adenylate cyclase to produce more cAMP. The GLP-1 receptor, which is the target of exenatide, is an example of such a receptor (Thorens B, et al., Diabetes (1993) 42, 1678-1682). There is a need for oral drugs that increase intracellular levels of cAMP in the treatment of diabetes.

BRIEF SUMMARY OF THE INVENTION

[0015] Quite surprisingly, we now find that novel agonists of another G-protein coupled receptor ("GPCR"), IC-GPCR2 is useful in the treatment of diabetes. IC-GPCR2 can also raise intracellular cAMP levels (see *In Vitro* Activity Table 1 in Biological Example 1). IC-GPCR2 is also referred to as RUP3 and GPR119. Such raised cAMP levels increase insulin secretion in a glucose dependent manner (see Biological Examples 2, 3 and 5) and thus provide a useful treatment for, *inter alia*, Type II diabetes. The novel agonists described in this invention are orally active (see Biological Examples 3 and 5), providing a significant differentiating feature to exenatide. Additionally, Biological Example 5 provides data on the effect of GPR119 agonists on glucose levels, insulin secretion and weight in diabetic ZDF rats (see Figures 3, 4 and 5). Biological Example 6 shows the triglyceride and glucose lowering effects of the GPR119 agonists of the present

invention. Biological Example 4 shows the tissue specific expression of GPR119. We have also found that nucleic acid probes corresponding to IC-GPCR2 are highly enriched in pancreatic islets (the majority of which are beta cells), and are not detected in any other tissue examined (see Figures 1 and 2). This surprising occurrence means that the novel agonists described in the current invention will be useful in diagnosing diseases effecting pancreatic islets (including beta cells) such as diabetes. Agonists of IC-GPCR2 capable of raising intracellular cAMP levels have now been identified using a cell-based screen (see Biological Example 1).

[0016] The present invention further provides compounds represented by Formula II:



as well as pharmaceutical compositions containing compounds of Formula II.

[0017] Also provided are medicaments for treating diseases such as Type II diabetes and other diseases and conditions using one or more of these compounds or compositions, as described in further detail below. Also disclosed are methods of raising intracellular levels of cyclic AMP (cAMP) by using one or more of the compounds described herein. Further, the compounds may be used to stimulate insulin production and stimulate secretion of insulin, glucagon-like peptide 1 (GLP1), and glucose dependent insulinotropic polypeptide (GIP) in a mammal, in particular a human. Additionally, the compounds described herein are useful in lowering blood glucose when administered to a subject in need of treatment to lower blood glucose. The compounds of the present invention are also useful in lowering blood triglyceride levels in need of such treatment.

[0018] In a related aspect, disclosed herein are methods of diagnosing a number of diseases and conditions using labeled compounds of Formula I or Formula II.

BRIEF DESCRIPTION OF THE DRAWINGS

[0019] Figure 1 illustrates rat islet chip hybridization results demonstrating the islet enrichment of IC-GPCR2 mRNA relative to other tissues. Chips were hybridized with equivalent amounts of cRNA from five sets of isolated rat islets, as well as the rat tissues: brain, duodenum, adipose (fat), kidney, liver, skeletal muscle, pancreas and spleen. The "Average Difference" score reflects the relative abundance of the IC-GPCR2 mRNA in each of the tissues. The Affymetrix GeneChip analysis package called the IC-GPCR2 mRNA "Present" in four of five islet samples and "Absent" in each of the other tissues.

[0020] Figure 2 illustrates mouse islet chip hybridization results demonstrating the islet enrichment of IC-GPCR2 mRNA relative to other tissues. Chips were hybridized with equivalent amounts of cRNA from a pancreatic beta cell line (betaHC9), four sets of isolated mouse islets, as well as the mouse tissues: adipose (fat), brain, heart, kidney, liver, lung, pituitary, skeletal muscle, small intestine, thymus, hypothalamus, adrenal, thyroid and pancreas. The "Signal" score reflects the relative abundance of the IC-GPCR2 mRNA in each of the tissues. The Affymetrix GeneChip analysis package called the IC-GPCR2 mRNA "Present" in betaHC9, and three of four islet samples. The Affymetrix GeneChip analysis package called the IC-GPCR2 mRNA "Absent" in each of the other tissues.

[0021] Figure 3 shows the changes in fed plasma glucose levels of female ZDF rats on a high fat diet. * $p \leq 0.05$ agonist 2 at 30mg/kg and 100mg/kg vs. high fat diet (HFD) vehicle. # $p \leq 0.05$ HFD vs. chow control, by 2 way ANOVA with Bonferroni post test. The experiment was performed as described in Biological Example 5.

[0022] Figure 4 shows the changes in fed plasma insulin levels of female ZDF rats on a high fat diet. * $p \leq 0.05$ agonist 2 at 30mg/kg vs. high fat diet (HFD) vehicle, # $p \leq 0.05$ agonist 2 at 100mg/kg vs. HFD vehicle, \$ $p \leq 0.05$ HFD vehicle vs Chow vehicle, by 2 way ANOVA with Bonferroni post test. The experiment was performed as described in Biological Example 5.

[0023] Figure 5 shows the effect of 28 days of treatment with agonist 2 on fasting plasma glucose and insulin levels in female ZDF rats on high fat diets. * $p \leq 0.05$ treatment vs. high fat diet (HFD) vehicle, # $p \leq 0.05$ HFD vehicle vs. Chow vehicle, by one way ANOVA with Dunnet's post test. The experiment was performed as described in Biological Example 5.

DETAILED DESCRIPTION OF THE INVENTION

Abbreviations and Definitions

5 **[0024]** The abbreviations used herein are conventional, unless otherwise defined: AcOH: acetic acid; nBuLi: n-butyl-lithium; Cs₂CO₃: cesium carbonate; CH₂Cl₂: dichloromethane; CH₃MgI: methyl magnesium iodide; CuCl₂: copper chloride; DAST: (diethylamino)sulfur trifluoride; DEAD: diethyl azodicarboxylate; DIBAL: diisobutylaluminum hydride; DIPEA: diisopropylethylamine; DMSO: dimethyl sulfoxide; Et₃N: triethylamine; EtOAc: ethyl acetate; H₂: hydrogen; HBr: hydrogen bromide; HCl: hydrogen chloride; H₂O: water; H₂O₂: hydrogen peroxide; HPLC: high performance liquid chromatography; KCN: potassium cyanide; LHMDs: lithium hexamethyldisilazide; LiAlH₄: lithium aluminum hydride; LiOH: lithium hydroxide; MeCN: acetonitrile; MeI: methyl iodide; MeOH: methanol; MgSO₄: magnesium sulfate; MgCO₃: magnesium carbonate; MsCl: mesyl chloride; NaHSO₃: sodium hydrogen sulfite; mCPBA: meta-chloroperoxybenzoic acid; N₂: nitrogen; Na₂CO₃: sodium carbonate; NaHCO₃: sodium bicarbonate; NaNO₂: sodium nitrite; NaOH: sodium hydroxide; Na₂S₂O₃: sodium bisulfate; Na₂SO₄: sodium sulfate; NBS: N-bromosuccinimide; NH₄Cl: ammonium chloride; NH₄OAc: ammonium acetate; NMR: nuclear magnetic resonance; Pd/C: palladium on carbon; PPh₃: triphenyl phosphine; iPrOH: isopropyl alcohol; SOCl₂: thionyl chloride; THF: tetrahydrofuran; TLC: thin layer chromatography.

[0025] Unless otherwise stated, the following terms used in the specification and claims have the meanings given below:

10 **[0026]** "Alkyl" refers to monovalent saturated aliphatic hydrocarbyl groups having from 1 to 10 carbon atoms and, in some embodiments, from 1 to 6 carbon atoms. "C_{u-v}alkyl" refers to alkyl groups having from u to v carbon atoms. This term includes, by way of example, linear and branched hydrocarbyl groups such as methyl (CH₃-), ethyl (CH₃CH₂-), *n*-propyl (CH₃CH₂CH₂-), isopropyl ((CH₃)₂CH-), *n*-butyl (CH₃CH₂CH₂CH₂-), isobutyl ((CH₃)₂CHCH₂-), *sec*-butyl ((CH₃) (CH₃CH₂)CH-), *t*-butyl ((CH₃)₃C-), *n*-pentyl (CH₃CH₂CH₂CH₂CH₂-), and neopentyl ((CH₃)₃CCH₂-).

15 **[0027]** "Substituted alkyl" refers to an alkyl group having from 1 to 5 and, in some embodiments, 1 to 3 or 1 to 2 substituents selected from the group consisting of alkenyl, substituted alkenyl, alkynyl, substituted alkynyl, alkoxy, substituted alkoxy, acyl, acylamino, acyloxy, amino, substituted amino, aminocarbonyl, aminothiocarbonyl, aminocarbonylamino, aminothiocarbonylamino, aminocarbonyloxy, aminosulfonyl, aminosulfonyloxy, aminosulfonylamino, amidino, aryl, substituted aryl, aryloxy, substituted aryloxy, arylthio, substituted arylthio, azido, carboxyl, carboxyl ester, (carboxyl ester)amino, (carboxyl ester)oxy, cyano, cycloalkyl, substituted cycloalkyl, cycloalkyloxy, substituted cycloalkyloxy, cycloalkylthio, substituted cycloalkylthio, guanidino, substituted guanidino, halo, hydroxy, hydroxyamino, alkoxyamino, hydrazino, substituted hydrazino, heteroaryl, substituted heteroaryl, heteroaryloxy, substituted heteroaryloxy, heteroarylthio, substituted heteroarylthio, heterocyclic, substituted heterocyclic, heterocyclyloxy, substituted heterocyclyloxy, heterocyclylthio, substituted heterocyclylthio, nitro, spirocycloalkyl, SO₃H, substituted sulfonyl, sulfonyloxy, thioacyl, thiocyanate, thiol, alkylthio, and substituted alkylthio, wherein said substituents are as defined herein.

20 **[0028]** "Alkylidene" or "alkylene" refers to divalent saturated aliphatic hydrocarbyl groups having from 1 to 10 carbon atoms and, in some embodiments, from 1 to 6 carbon atoms. "(C_{u-v})alkylene" refers to alkylene groups having from u to v carbon atoms. The alkylidene and alkylene groups include branched and straight chain hydrocarbyl groups. For example "(C₁₋₆)alkylene" is meant to include methylene, ethylene, propylene, 2-methylpropylene, pentylene, and the like.

25 **[0029]** "Substituted alkylidene" or "substituted alkylene" refers to an alkylidene group having from 1 to 5 and, in some embodiments, 1 to 3 or 1 to 2 substituents selected from the group consisting of alkoxy, substituted alkoxy, acyl, acylamino, acyloxy, amino, substituted amino, aminocarbonyl, aminothiocarbonyl, aminocarbonylamino, aminothiocarbonylamino, aminocarbonyloxy, aminosulfonyl, aminosulfonyloxy, aminosulfonylamino, amidino, aryl, substituted aryl, aryloxy, substituted aryloxy, arylthio, substituted arylthio, azido, carboxyl, carboxyl ester, (carboxyl ester)amino, (carboxyl ester)oxy, cyano, cycloalkyl, substituted cycloalkyl, cycloalkyloxy, substituted cycloalkyloxy, cycloalkylthio, substituted cycloalkylthio, guanidino, substituted guanidino, halo, hydroxy, hydroxyamino, alkoxyamino, hydrazino, substituted hydrazino, heteroaryl, substituted heteroaryl, heteroaryloxy, substituted heteroaryloxy, heteroarylthio, substituted heteroarylthio, heterocyclic, substituted heterocyclic, heterocyclyloxy, substituted heterocyclyloxy, heterocyclylthio, substituted heterocyclylthio, nitro, oxo, thione, spirocycloalkyl, SO₃H, substituted sulfonyl, sulfonyloxy, thioacyl, thiocyanate, thiol, alkylthio, and substituted alkylthio, wherein said substituents are as defined herein.

30 **[0030]** "Alkenyl" refers to a linear or branched hydrocarbyl group having from 2 to 10 carbon atoms and in some embodiments from 2 to 6 carbon atoms or 2 to 4 carbon atoms and having at least 1 site of vinyl unsaturation (>C=C<). For example, (C_{u-v})alkenyl refers to alkenyl groups having from u to v carbon atoms and is meant to include for example, ethenyl, propenyl, 1,3-butadienyl, and the like.

35 **[0031]** "Substituted alkenyl" refers to alkenyl groups having from 1 to 3 substituents and, in some embodiments, 1 to 2 substituents, selected from the group consisting of alkoxy, substituted alkoxy, acyl, acylamino, acyloxy, alkyl, substituted alkyl, alkynyl, substituted alkynyl, amino, substituted amino, aminocarbonyl, aminothiocarbonyl, aminocarbonylamino, aminothiocarbonylamino, aminocarbonyloxy, aminosulfonyl, aminosulfonyloxy, aminosulfonylamino, amidino, aryl, substituted aryl, aryloxy, substituted aryloxy, arylthio, substituted arylthio, carboxyl, carboxyl ester, (carboxyl ester)amino, (carboxyl ester)oxy, cyano, cycloalkyl, substituted cycloalkyl, cycloalkyloxy, substituted cycloalkyloxy, cycloalkylthio,

substituted cycloalkylthio, guanidino, substituted guanidino, halo, hydroxy, heteroaryl, substituted heteroaryl, heteroaryloxy, substituted heteroaryloxy, heteroarylthio, substituted heteroarylthio, heterocyclic, substituted heterocyclic, heterocyclyloxy, substituted heterocyclyloxy, heterocyclylthio, substituted heterocyclylthio, nitro, SO₃H, substituted sulfonyl, sulfonyloxy, thioacyl, thiol, alkylthio, and substituted alkylthio, wherein said substituents are defined as herein and with

5 the proviso that any hydroxy or thiol substitution is not attached to an acetylenic carbon atom.

[0032] "Alkynyl" refers to a linear monovalent hydrocarbon radical or a branched monovalent hydrocarbon radical containing at least one triple bond. The term "alkynyl" is also meant to include those hydrocarbonyl groups having one triple bond and one double bond. For example, (C₂-C₆)alkynyl is meant to include ethynyl, propynyl, and the like.

[0033] "Substituted alkynyl" refers to alkynyl groups having from 1 to 3 substituents and, in some embodiments, from 1 to 2 substituents, selected from the group consisting of alkoxy, substituted alkoxy, acyl, acylamino, acyloxy, amino, substituted amino, aminocarbonyl, aminothiocarbonyl, aminocarbonylamino, aminothiocarbonylamino, aminocarbonyloxy, aminosulfonyl, aminosulfonyloxy, aminosulfonylamino, amidino, aryl, substituted aryl, aryloxy, substituted aryloxy, arylthio, substituted arylthio, carboxyl, carboxyl ester, (carboxyl ester)amino, (carboxyl ester)oxy, cyano, cycloalkyl, substituted cycloalkyl, cycloalkyloxy, substituted cycloalkyloxy, cycloalkylthio, substituted cycloalkylthio, cycloalkenyl, substituted cycloalkenyl, cycloalkenyloxy, substituted cycloalkenyloxy, cycloalkenylthio, substituted cycloalkenylthio, guanidino, substituted guanidino, halo, hydroxy, heteroaryl, substituted heteroaryl, heteroaryloxy, substituted heteroaryloxy, heteroarylthio, substituted heteroarylthio, heterocyclic, substituted heterocyclic, heterocyclyloxy, substituted heterocyclyloxy, heterocyclylthio, substituted heterocyclylthio, nitro, SO₃H, substituted sulfonyl, sulfonyloxy, thioacyl, thiol, alkylthio, and substituted alkylthio, wherein said substituents are defined herein and with the proviso that any hydroxy or thiol substitution is not attached to an acetylenic carbon atom.

[0034] "Alkoxy" refers to the group -O-alkyl wherein alkyl is defined herein. Alkoxy includes, by way of example, methoxy, ethoxy, n-propoxy, isopropoxy, n-butoxy, t-butoxy, sec-butoxy, and n-pentoxy.

[0035] "Substituted alkoxy" refers to the group -O-(substituted alkyl) wherein substituted alkyl is as defined herein.

[0036] "Acyl" refers to the groups H-C(O)-, alkyl-C(O)-, substituted alkyl-C(O)-, alkenyl-C(O)-, substituted alkenyl-C(O)-, alkynyl-C(O)-, substituted alkynyl-C(O)-, cycloalkyl-C(O)-, substituted cycloalkyl-C(O)-, aryl-C(O)-, substituted aryl-C(O)-, substituted hydrazino-C(O)-, heteroaryl-C(O)-, substituted heteroaryl-C(O)-, heterocyclic-C(O)-, and substituted heterocyclic-C(O)-, wherein alkyl, substituted alkyl, alkenyl, substituted alkenyl, alkynyl, substituted alkynyl, cycloalkyl, substituted cycloalkyl, aryl, substituted aryl, substituted hydrazino, heteroaryl, substituted heteroaryl, heterocyclic and substituted heterocyclic are as defined herein. Acyl includes the "acetyl" group CH₃C(O)-.

[0037] "Acylamino" refers to the groups -NR²⁰C(O)H, -NR²⁰C(O)alkyl, -NR²⁰C(O)substituted alkyl, -NR²⁰C(O)cycloalkyl, -NR²⁰C(O)substituted cycloalkyl, -NR²⁰C(O)alkenyl, -NR²⁰C(O)substituted alkenyl, -NR²⁰C(O)alkynyl, -NR²⁰C(O)substituted alkynyl, -NR²⁰C(O)aryl, -NR²⁰C(O)substituted aryl, -NR²⁰C(O)heteroaryl, -NR²⁰C(O)substituted heteroaryl, -NR²⁰C(O)heterocyclic, and -NR²⁰C(O)substituted heterocyclic wherein R²⁰ is hydrogen or alkyl and wherein alkyl, substituted alkyl, alkenyl, substituted alkenyl, alkynyl, substituted alkynyl, cycloalkyl, substituted cycloalkyl, aryl, substituted aryl, heteroaryl, substituted heteroaryl, heterocyclic and substituted heterocyclic are as defined herein.

[0038] "Acyloxy" refers to the groups H-C(O)O-, alkyl-C(O)O-, substituted alkyl-C(O)O-, alkenyl-C(O)O-, substituted alkenyl-C(O)O-, alkynyl-C(O)O-, substituted alkynyl-C(O)O-, aryl-C(O)O-, substituted aryl-C(O)O-, cycloalkyl-C(O)O-, substituted cycloalkyl-C(O)O-, heteroaryl-C(O)O-, substituted heteroaryl-C(O)O-, heterocyclic-C(O)O-, and substituted heterocyclic-C(O)O- wherein alkyl, substituted alkyl, alkenyl, substituted alkenyl, alkynyl, substituted alkynyl, cycloalkyl, substituted cycloalkyl, aryl, substituted aryl, heteroaryl, substituted heteroaryl, heterocyclic, and substituted heterocyclic are as defined herein.

[0039] "Amino" refers to the group -NH₂.

[0040] "Substituted amino" refers to the group -NR²¹R²² where R²¹ and R²² are independently selected from the group consisting of hydrogen, alkyl, substituted alkyl, alkenyl, substituted alkenyl, alkynyl, substituted alkynyl, aryl, substituted aryl, cycloalkyl, substituted cycloalkyl, heteroaryl, substituted heteroaryl, heterocyclic, substituted heterocyclic, -SO₂-alkyl, -SO₂-substituted alkyl, -SO₂-alkenyl, -SO₂-substituted alkenyl, -SO₂-cycloalkyl, -SO₂-substituted cycloalkyl, -SO₂-aryl, -SO₂-substituted aryl, -SO₂-heteroaryl, -SO₂-substituted heteroaryl, -SO₂-heterocyclyl, and -SO₂-substituted heterocyclyl and wherein R²¹ and R²² are optionally joined together with the nitrogen bound thereto to form a heterocyclyl or substituted heterocyclyl group, provided that R²¹ and R²² are both not hydrogen, and wherein alkyl, substituted alkyl, alkenyl, substituted alkenyl, alkynyl, substituted alkynyl, cycloalkyl, substituted cycloalkyl, aryl, substituted aryl, heteroaryl, substituted heteroaryl, heterocyclic, and substituted heterocyclic are as defined herein. When R²¹ is hydrogen and R²² is alkyl, the substituted amino group is sometimes referred to herein as alkylamino. When R²¹ and R²² are alkyl, the substituted amino group is sometimes referred to herein as dialkylamino. When referring to a monosubstituted amino, it is meant that either R²¹ or R²² is hydrogen but not both. When referring to a disubstituted amino, it is meant that neither R²¹ nor R²² are hydrogen.

[0041] "Hydroxyamino" refers to the group -NHOH.

[0042] "Alkoxyamino" refers to the group -NHO-alkyl wherein alkyl is defined herein.

[0043] "Aminocarbonyl" refers to the group -C(O)NR²³R²⁴ where R²³ and R²⁴ are independently selected from the

erocyclic and where R²³ and R²⁴ are optionally joined together with the nitrogen bound thereto to form a heterocyclic or substituted heterocyclic group, and wherein alkyl, substituted alkyl, alkenyl, substituted alkenyl, alkynyl, substituted alkynyl, cycloalkyl, substituted cycloalkyl, aryl, substituted aryl, heteroaryl, substituted heteroaryl, heterocyclic and substituted heterocyclic are as defined herein.

5 **[0052]** "Aryl" refers to an aromatic group of from 6 to 14 carbon atoms and no ring heteroatoms and having a single ring (e.g., phenyl) or multiple condensed (fused) rings (e.g., naphthyl or anthryl). For multiple ring systems, including fused, bridged, and spiro ring systems having aromatic and non-aromatic rings that have no ring heteroatoms, the term "Aryl" or "Ar" applies when the point of attachment is at an aromatic carbon atom (e.g., 5,6,7,8 tetrahydronaphthalene-2-yl is an aryl group as its point of attachment is at the 2-position of the aromatic phenyl ring).

10 **[0053]** "Substituted aryl" refers to aryl groups which are substituted with 1 to 8 and, in some embodiments, 1 to 5, 1 to 3 or 1 to 2 substituents selected from the group consisting of alkyl, substituted alkyl, alkenyl, substituted alkenyl, alkynyl, substituted alkynyl, alkoxy, substituted alkoxy, acyl, acylamino, acyloxy, amino, substituted amino, aminocarbonyl, aminothiocarbonyl, aminocarbonylamino, aminothiocarbonylamino, aminocarbonyloxy, aminosulfonyl, aminosulfonyloxy, aminosulfonylamino, amidino, aryl, substituted aryl, aryloxy, substituted aryloxy, arylthio, substituted arylthio, azido, carboxyl, carboxyl ester, (carboxyl ester)amino, (carboxyl ester)oxy, cyano, cycloalkyl, substituted cycloalkyl, cycloalkyloxy, substituted cycloalkyloxy, cycloalkylthio, substituted cycloalkylthio, guanidino, substituted guanidino, halo, hydroxy, hydroxyamino, alkoxyamino, hydrazino, substituted hydrazino, heteroaryl, substituted heteroaryl, heteroaryloxy, substituted heteroaryloxy, heteroarylthio, substituted heteroarylthio, heterocyclic, substituted heterocyclic, heterocyclyloxy, substituted heterocyclyloxy, heterocyclylthio, substituted heterocyclylthio, nitro, SO₃H, substituted sulfonyl, sulfonyloxy, thioacyl, thiocyanate, thiol, alkylthio, and substituted alkylthio, wherein said substituents are defined herein.

15 **[0054]** "Arylalkyl" or "Aryl(C₁-C₂)alkyl" refers to the radical -R^uR^v where R^u is an alkylene group (having eight or fewer main chain carbon atoms) and R^v is an aryl group as defined herein. Thus, "arylalkyl" refers to groups such as, for example, benzyl, and phenylethyl, and the like. Similarly, "Arylalkenyl" means a radical -R^uR^v where R^u is an alkenylene group (an alkylene group having one or two double bonds) and R^v is an aryl group as defined herein, e.g., styrenyl, 3-phenyl-2-propenyl, and the like.

20 **[0055]** "Aryloxy" refers to the group -O-aryl, where aryl is as defined herein, that includes, by way of example, phenoxy and naphthoxy.

[0056] "Substituted aryloxy" refers to the group -O-(substituted aryl) where substituted aryl is as defined herein.

[0057] "Arylthio" refers to the group -S-aryl, where aryl is as defined herein.

30 **[0058]** "Substituted arylthio" refers to the group -S-(substituted aryl), where substituted aryl is as defined herein.

[0059] "Azido" refers to the group -N₃.

[0060] "Hydrazino" refers to the group -NHNH₂.

35 **[0061]** "Substituted hydrazino" refers to the group -NR²⁶R²⁷R²⁸ where R²⁶, R²⁷, and R²⁸ are independently selected from the group consisting of hydrogen, alkyl, substituted alkyl, alkenyl, substituted alkenyl, alkynyl, substituted alkynyl, aryl, substituted aryl, carboxyl ester, cycloalkyl, substituted cycloalkyl, heteroaryl, substituted heteroaryl, heterocyclic, substituted heterocyclic, -SO₂-alkyl, -SO₂-substituted alkyl, -SO₂-alkenyl, -SO₂-substituted alkenyl, -SO₂-cycloalkyl, -SO₂-substituted cycloalkyl, -SO₂-aryl, -SO₂-substituted aryl, -SO₂-heteroaryl, -SO₂-substituted heteroaryl, -SO₂-heterocyclic, and -SO₂-substituted heterocyclic and wherein R²⁷ and R²⁸ are optionally joined, together with the nitrogen bound thereto to form a heterocyclic or substituted heterocyclic group, provided that R²⁷ and R²⁸ are both not hydrogen, and wherein alkyl, substituted alkyl, alkenyl, substituted alkenyl, alkynyl, substituted alkynyl, cycloalkyl, substituted cycloalkyl, cycloalkenyl, substituted cycloalkenyl, aryl, substituted aryl, heteroaryl, substituted heteroaryl, heterocyclic, and substituted heterocyclic are as defined herein.

[0062] "Cyano" or "carbonitrile" refers to the group -CN.

[0063] "Carbonyl" refers to the divalent group -C(O)- which is equivalent to -C(=O)-.

45 **[0064]** "Carboxyl" or "carboxy" refers to -COOH or salts thereof.

[0065] "Carboxyl ester" or "carboxy ester" refers to the groups -C(O)O-alkyl, -C(O)O-substituted alkyl, -C(O)O-alkenyl, -C(O)O-substituted alkenyl, -C(O)O-alkynyl, -C(O)O-substituted alkynyl, -C(O)O-aryl, -C(O)O-substituted aryl, -C(O)O-cycloalkyl, -C(O)O-substituted cycloalkyl, -C(O)O-heteroaryl, -C(O)O-substituted heteroaryl, -C(O)O-heterocyclic, and -C(O)O-substituted heterocyclic wherein alkyl, substituted alkyl, alkenyl, substituted alkenyl, alkynyl, substituted alkynyl, cycloalkyl, substituted cycloalkyl, aryl, substituted aryl, heteroaryl, substituted heteroaryl, heterocyclic, and substituted heterocyclic are as defined herein.

50 **[0066]** "(Carboxyl ester)amino" refers to the group -NR²⁰-C(O)O-alkyl, -NR²⁰-C(O)O-substituted alkyl, -NR²⁰-C(O)O-alkenyl, -NR²⁰-C(O)O-substituted alkenyl, -NR²⁰-C(O)O-alkynyl, -NR²⁰-C(O)O-substituted alkynyl, -NR²⁰-C(O)O-aryl, -NR²⁰-C(O)O-substituted aryl, -NR²⁰-C(O)O-cycloalkyl, -NR²⁰-C(O)O-substituted cycloalkyl, -NR²⁰-C(O)O-heteroaryl, -NR²⁰-C(O)O-substituted heteroaryl, -NR²⁰-C(O)O-heterocyclic, and -NR²⁰-C(O)O-substituted heterocyclic wherein R²⁰ is alkyl or hydrogen, and wherein alkyl, substituted alkyl, alkenyl, substituted alkenyl, alkynyl, substituted alkynyl, cycloalkyl, substituted cycloalkyl, aryl, substituted aryl, heteroaryl, substituted heteroaryl, heterocyclic, and substituted heterocyclic are as defined herein.

[0067] "(Carboxyl ester)oxy" refers to the group -O-C(O)O-alkyl, -O-C(O)O-substituted alkyl, -O-C(O)O-alkenyl, -O-C(O)O-substituted alkenyl, -O-C(O)O-alkynyl, -O-C(O)O-substituted alkynyl, -O-C(O)O-aryl, -O-C(O)O-substituted aryl, -O-C(O)O-cycloalkyl, -O-C(O)O-substituted cycloalkyl, -O-C(O)O-heteroaryl, -O-C(O)O-substituted heteroaryl, -O-C(O)O-heterocyclic, and -O-C(O)O-substituted heterocyclic wherein alkyl, substituted alkyl, alkenyl, substituted alkenyl, alkynyl, substituted alkynyl, cycloalkyl, substituted cycloalkyl, cycloalkenyl, substituted cycloalkenyl, aryl, substituted aryl, heteroaryl, substituted heteroaryl, heterocyclic, and substituted heterocyclic are as defined herein.

[0068] "Cycloalkyl" refers to a saturated or partially saturated cyclic group of from 3 to 14 carbon atoms and no ring heteroatoms and having a single ring or multiple rings including fused, bridged, and spiro ring systems. For multiple ring systems having aromatic and non-aromatic rings that have no ring heteroatoms, the term "cycloalkyl" applies when the point of attachment is at a non-aromatic carbon atom (e.g., 5,6,7,8,-tetrahydronaphthalene-5-yl). The term "cycloalkyl" includes cycloalkenyl groups. Examples of cycloalkyl groups include, for instance, adamantyl, cyclopropyl, cyclobutyl, cyclopentyl, cyclooctyl, and cyclohexenyl. "C_{u-v}cycloalkyl" refers to cycloalkyl groups having u to v carbon atoms as ring members. "C_{u-v}cycloalkenyl" refers to cycloalkenyl groups having u to v carbon atoms as ring members.

[0069] "Cycloalkenyl" refers to a partially saturated cycloalkyl ring having at least one site of >C=C< ring unsaturation.

[0070] "Substituted cycloalkyl" refers to a cycloalkyl group, as defined herein, having from 1 to 8, or 1 to 5, or in some embodiments 1 to 3 substituents selected from the group consisting of oxo, thione, alkyl, substituted alkyl, alkenyl, substituted alkenyl, alkynyl, substituted alkynyl, alkoxy, substituted alkoxy, acyl, acylamino, acyloxy, amino, substituted amino, aminocarbonyl, aminothiocarbonyl, aminocarbonylamino, aminothiocarbonylamino, aminocarbonyloxy, aminosulfonyl, aminosulfonyloxy, aminosulfonylamino, amidino, aryl, substituted aryl, substituted aryloxy, arylthio, arylthio, azido, carboxyl, carboxyl ester, (carboxyl ester)amino, (carboxyl ester)oxy, cyano, cycloalkyl, substituted cycloalkyl, cycloalkyloxy, substituted cycloalkyloxy, cycloalkylthio, substituted cycloalkylthio, guanidino, substituted guanidino, halo, hydroxy, hydroxyamino, alkoxyamino, hydrazino, substituted hydrazino, heteroaryl, substituted heteroaryl, heteroaryloxy, substituted heteroaryloxy, heteroarylthio, substituted heteroarylthio, heterocyclic, substituted heterocyclic, heterocyclyloxy, substituted heterocyclyloxy, heterocyclylthio, substituted heterocyclylthio, nitro, SO₃H, substituted sulfonyl, sulfonyloxy, thioacyl, thiocyanate, thiol, alkylthio, and substituted alkylthio, wherein said substituents are as defined herein. The term "substituted cycloalkyl" includes substituted cycloalkenyl groups.

[0071] "Cycloalkyloxy" refers to -O-cycloalkyl wherein cycloalkyl is as defined herein.

[0072] "Substituted cycloalkyloxy" refers to -O-(substituted cycloalkyl) wherein substituted cycloalkyl is as defined herein.

[0073] "Cycloalkylthio" refers to -S-cycloalkyl wherein substituted cycloalkyl is as defined herein.

[0074] "Substituted cycloalkylthio" refers to -S-(substituted cycloalkyl) wherein substituted cycloalkyl is as defined herein.

[0075] "Guanidino" refers to the group -NHC(=NH)NH₂.

[0076] "Substituted guanidino" refers to -NR²⁹C(=NR²⁹)N(R²⁹)₂ where each R²⁹ is independently selected from the group consisting of hydrogen, alkyl, substituted alkyl, aryl, substituted aryl, heteroaryl, substituted heteroaryl, heterocyclyl, and substituted heterocyclyl and two R²⁹ groups attached to a common guanidino nitrogen atom are optionally joined together with the nitrogen bound thereto to form a heterocyclic or substituted heterocyclic group, provided that at least one R²⁹ is not hydrogen, and wherein said substituents are as defined herein.

[0077] "Halo" or "halogen" refers to fluoro, chloro, bromo and iodo.

[0078] "Haloalkyl" refers to substitution of alkyl groups with 1 to 5 or in some embodiments 1 to 3 halo groups, e.g., -CH₂Cl, -CH₂F, -CH₂Br, -CFClBr, -CH₂CH₂Cl, -CH₂CH₂F, -CF₃, -CH₂CF₃, -CH₂CCl₃, and the like, and further includes those alkyl groups such as perfluoroalkyl in which all hydrogen atoms are replaced by fluorine atoms.

[0079] "Haloalkoxy" refers to substitution of alkoxy groups with 1 to 5 or in some embodiments 1 to 3 halo groups, e.g., -OCH₂Cl, -OCH₂F, -OCH₂CH₂Br, -OCH₂CH₂Cl, -OCF₃, and the like..

[0080] "Hydroxy" or "hydroxyl" refers to the group -OH.

[0081] "Heteroalkyl" means an alkyl radical as defined herein with one, two or three substituents independently selected from cyano, -OR^w, -NR^xR^y, and -S(O)_nR^z (where n is an integer from 0 to 2), with the understanding that the point of attachment of the heteroalkyl radical is through a carbon atom of the heteroalkyl radical. R^w is hydrogen, alkyl, cycloalkyl, cycloalkyl-alkyl, aryl, arylalkyl, alkoxy-carbonyl, aryloxy-carbonyl, carboxamido, or mono- or di-alkylcarbonyl. R^x is hydrogen, alkyl, cycloalkyl, cycloalkyl-alkyl, aryl, arylalkyl, alkoxy-carbonyl, aryloxy-carbonyl, carboxamido, mono- or di-alkylcarbonyl or alkylsulfonyl. R^y is hydrogen, alkyl, cycloalkyl, cycloalkyl-alkyl, aryl, arylalkyl, alkoxy-carbonyl, aryloxy-carbonyl, carboxamido, mono- or di-alkylcarbonyl or alkylsulfonyl. R^z is hydrogen (provided that n is 0), alkyl, cycloalkyl, cycloalkyl-alkyl, aryl, arylalkyl, amino, mono-alkylamino, di-alkylamino, or hydroxyalkyl. Representative examples include, for example, 2-hydroxyethyl, 2,3-dihydroxypropyl, 2-methoxyethyl, benzyloxymethyl, 2-cyanoethyl, and 2-methylsulfonyl-ethyl. For each of the above, R^w, R^x, R^y, and R^z can be further substituted by amino, fluorine, alkylamino, di-alkylamino, OH or alkoxy. Additionally, the prefix indicating the number of carbon atoms (e.g., C₁-C₁₀) refers to the total number of carbon atoms in the portion of the heteroalkyl group exclusive of the cyano, -OR^w, -NR^xR^y, or -S(O)_nR^z portions.

[0082] "Heteroaryl" refers to an aromatic group of from 1 to 14 carbon atoms and 1 to 6 heteroatoms selected from

the group consisting of oxygen, nitrogen, and sulfur and includes a 5 to 18 member ring or ring system that includes a single ring (e.g., imidazolyl) or multiple rings (e.g., benzimidazol-2-yl and benzimidazol-6-yl). For multiple ring systems, including fused, bridged, and spiro ring systems having aromatic and non-aromatic rings, the term "heteroaryl" applies if there is at least one ring heteroatom and the point of attachment is at an atom of an aromatic ring (e.g., 1,2,3,4-tetrahydroquinolin-6-yl and 5,6,7,8-tetrahydroquinolin-3-yl). In one embodiment, the nitrogen and/or the sulfur ring atom (s) of the heteroaryl group are optionally oxidized to provide for the N-oxide (N→O), sulfinyl, or sulfonyl moieties. More specifically the term heteroaryl includes, but is not limited to, pyridyl, furanyl, thienyl, thiazolyl, isothiazolyl, triazolyl, imidazolyl, isoxazolyl, pyrrolyl, pyrazolyl, pyridazinyl, pyrimidinyl, benzofuranyl, tetrahydrobenzofuranyl, isobenzofuranyl, benzothiazolyl, benzoisothiazolyl, benzotriazolyl, indolyl, isoindolyl, benzoxazolyl, quinolyl, tetrahydroquinolyl, isoquinolyl, quinazolinonyl, benzimidazolyl, benzisoxazolyl, or benzothieryl.

[0083] "Substituted heteroaryl" refers to heteroaryl groups that are substituted with from 1 to 8, or in some embodiments 1 to 5, or 1 to 3, or 1 to 2 substituents selected from the group consisting of the substituents defined for substituted aryl.

[0084] "Heteroarylxy" refers to -O-heteroaryl wherein heteroaryl is as defined herein.

[0085] "Substituted heteroarylxy" refers to the group -O-(substituted heteroaryl) wherein heteroaryl is as defined herein.

[0086] "Heteroarylthio" refers to the group -S-heteroaryl wherein heteroaryl is as defined herein.

[0087] "Substituted heteroarylthio" refers to the group -S-(substituted heteroaryl) wherein heteroaryl is as defined herein.

[0088] "Heterocycle" or "heterocyclic" or "heterocyclo" or "heterocycloalkyl" or "heterocyclyl" refers to a saturated or partially saturated cyclic group having from 1 to 14 carbon atoms and from 1 to 6 heteroatoms selected from the group consisting of nitrogen, sulfur, or oxygen and includes single ring and multiple ring systems including fused, bridged, and spiro ring systems. For multiple ring systems having aromatic and/or non-aromatic rings, the term "heterocyclic", "heterocycle", "heterocyclo", "heterocycloalkyl" or "heterocyclyl" applies when there is at least one ring heteroatom and the point of attachment is at an atom of a non-aromatic ring (e.g., 1,2,3,4-tetrahydroquinoline-3-yl, 5,6,7,8-tetrahydroquinoline-6-yl, and decahydroquinolin-6-yl). In one embodiment, the nitrogen and/or sulfur atom(s) of the heterocyclic group are optionally oxidized to provide for the N-oxide, sulfinyl, sulfonyl moieties. More specifically the heterocyclyl includes, but is not limited to, tetrahydropyranyl, piperidinyl, N-methylpiperidin-3-yl, piperazinyl, N-methylpyrrolidin-3-yl, 3-pyrrolidinyl, 2-pyrrolidon-1-yl, morpholinyl, and pyrrolidinyl. A prefix indicating the number of carbon atoms (e.g., C₃-C₁₀) refers to the total number of carbon atoms in the portion of the heterocyclyl group exclusive of the number of heteroatoms.

[0089] "Substituted heterocycle" or "substituted heterocyclic" or "substituted heterocyclo" or "substituted heterocycloalkyl" or "substituted heterocyclyl" refers to heterocyclic groups, as defined herein, that are substituted with from 1 to 5 or in some embodiments 1 to 3 of the substituents as defined for substituted cycloalkyl.

[0090] "Heterocyclxy" refers to the group -O-heterocyclyl wherein heterocyclyl is as defined herein.

[0091] "Substituted heterocyclxy" refers to the group -O-(substituted heterocyclyl) wherein heterocyclyl is as defined herein.

[0092] "Heterocyclthio" refers to the group -S-heterocyclyl wherein heterocyclyl is as defined herein.

[0093] "Substituted heterocyclthio" refers to the group -S-(substituted heterocyclyl) wherein heterocyclyl is as defined herein.

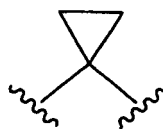
[0094] Examples of heterocycle and heteroaryl groups include, but are not limited to, azetidine, pyrrole, imidazole, pyrazole, pyridine, pyrazine, pyrimidine, pyridazine, indolizine, isoindole, indole, dihydroindole, indazole, purine, quinolizine, isoquinoline, quinoline, phthalazine, naphthylpyridine, quinoxaline, quinazoline, cinnoline, pteridine, carbazole, carboline, phenanthridine, acridine, phenanthroline, isothiazole, phenazine, isoxazole, phenoxazine, phenothiazine, imidazolidine, imidazoline, piperidine, piperazine, indoline, phthalimide, 1,2,3,4-tetrahydroisoquinoline, 4,5,6,7-tetrahydrobenzo[b]thiophene, thiazole, thiazolidine, thiophene, benzo[b]thiophene, morpholinyl, thiomorpholinyl (also referred to as thiamorpholinyl), 1,1-dioxothiomorpholinyl, piperidinyl, pyrrolidine, and tetrahydrofuranlyl.

[0095] "Nitro" refers to the group -NO₂.

[0096] "Oxo" refers to the atom (=O).

[0097] "Oxide" refers to products resulting from the oxidation of one or more heteroatoms. Examples include N-oxides, sulfoxides, and sulfones.

[0098] "Spirocycloalkyl" refers to a 3 to 10 member cyclic substituent formed by replacement of two hydrogen atoms at a common carbon atom with an alkylene group having 2 to 9 carbon atoms, as exemplified by the following structure wherein the methylene group shown below attached to bonds marked with wavy lines is substituted with a spirocycloalkyl group:



5

[0099] "Sulfonyl" refers to the divalent group $-S(O)_2-$.

[0100] "Substituted sulfonyl" refers to the group $-SO_2$ -alkyl, $-SO_2$ -substituted alkyl, $-SO_2$ -alkenyl, $-SO_2$ -substituted alkenyl, $-SO_2$ -alkynyl, $-SO_2$ -substituted alkynyl, $-SO_2$ -cycloalkyl, $-SO_2$ -substituted cycloalkyl, $-SO_2$ -aryl, $-SO_2$ -substituted aryl, $-SO_2$ -heteroaryl, $-SO_2$ -substituted heteroaryl, $-SO_2$ -heterocyclic, $-SO_2$ -substituted heterocyclic, wherein alkyl, substituted alkyl, alkenyl, substituted alkenyl, alkynyl, substituted alkynyl, cycloalkyl, substituted cycloalkyl, aryl, substituted aryl, heteroaryl, substituted heteroaryl, heterocyclic and substituted heterocyclic are as defined herein. Substituted sulfonyl includes groups such as methyl- SO_2- , phenyl- SO_2- , and 4-methylphenyl- SO_2- .

[0101] "Sulfonyloxy" refers to the group $-OSO_2$ -alkyl, $-OSO_2$ -substituted alkyl, $-OSO_2$ -alkenyl, $-OSO_2$ -substituted alkenyl, $-OSO_2$ -cycloalkyl, $-OSO_2$ -substituted cycloalkyl, $-OSO_2$ -aryl, $-OSO_2$ -substituted aryl, $-OSO_2$ -heteroaryl, $-OSO_2$ -substituted heteroaryl, $-OSO_2$ -heterocyclic, $-OSO_2$ -substituted heterocyclic, wherein alkyl, substituted alkyl, alkenyl, substituted alkenyl, alkynyl, substituted alkynyl, cycloalkyl, substituted cycloalkyl, aryl, substituted aryl, heteroaryl, substituted heteroaryl, heterocyclic and substituted heterocyclic are as defined herein.

[0102] "Thioacyl" refers to the groups H-C(S)-, alkyl-C(S)-, substituted alkyl-C(S)-, alkenyl-C(S)-, substituted alkenyl-C(S)-, alkynyl-C(S)-, substituted alkynyl-C(S)-, cycloalkyl-C(S)-, substituted cycloalkyl-C(S)-, aryl-C(S)-, substituted aryl-C(S)-, heteroaryl-C(S)-, substituted heteroaryl-C(S)-, heterocyclic-C(S)-, and substituted heterocyclic-C(S)-, wherein alkyl, substituted alkyl, alkenyl, substituted alkenyl, alkynyl, substituted alkynyl, cycloalkyl, substituted cycloalkyl, aryl, substituted aryl, heteroaryl, substituted heteroaryl, heterocyclic and substituted heterocyclic are as defined herein.

[0103] "Thiol" refers to the group $-SH$.

[0104] "Alkylthio" refers to the group $-S$ -alkyl wherein alkyl is as defined herein.

[0105] "Substituted alkylthio" refers to the group $-S$ -(substituted alkyl) wherein substituted alkyl is as defined herein.

[0106] "Thiocarbonyl" refers to the divalent group $-C(S)-$ which is equivalent to $-C(=S)-$.

[0107] "Thione" refers to the atom $(=S)$.

[0108] "Thiocyanate" refers to the group $-SCN$.

[0109] "Compound" and "compounds" as used herein refers to a compound encompassed by the generic formulae disclosed herein, any subgenus of those generic formulae, and any forms of the compounds within the generic and subgeneric formulae, such as an oxide, ester, prodrug, pharmaceutically acceptable salt, or solvate. Unless specified otherwise, the term further includes the racemates, stereoisomers, and tautomers of the compound or compounds.

[0110] "Racemates" refers to a mixture of enantiomers.

[0111] "Solvate" or "solvates" of a compound refer to those compounds, where compounds are as defined above, that are bound to a stoichiometric or non-stoichiometric amount of a solvent. Solvates of a compound includes solvates of all forms of the compound such as the oxide, ester, prodrug, or pharmaceutically acceptable salt of the disclosed generic and subgeneric formulae. Preferred solvents are volatile, non-toxic, and/or acceptable for administration to humans.

[0112] "Stereoisomer" or "stereoisomers" refer to compounds that differ in the chirality of one or more stereocenters. Stereoisomers include enantiomers and diastereomers. The compounds of this invention may exist in stereoisomeric form if they possess one or more asymmetric centers or a double bond with asymmetric substitution and, therefore, can be produced as individual stereoisomers or as mixtures. Unless otherwise indicated, the description is intended to include individual stereoisomers as well as mixtures. The methods for the determination of stereochemistry and the separation of stereoisomers are well-known in the art (see discussion in Chapter 4 of Advanced Organic Chemistry, 4th edition J. March, John Wiley and Sons, New York, 1992).

[0113] "Tautomer" refers to alternate forms of a compound that differ in the position of a proton, such as enol-keto and imine-enamine tautomers, or the tautomeric forms of heteroaryl groups containing a ring atom attached to both a ring $-NH-$ moiety and a ring $=N-$ moiety such as pyrazoles, imidazoles, benzimidazoles, triazoles, and tetrazoles.

[0114] "Prodrug" refers to any derivative of a compound of the embodiments that is capable of directly or indirectly providing a compound of the embodiments or an active metabolite or residue thereof when administered to a patient. Prodrugs of a compound of the present invention are prepared by modifying functional groups present in the compound in such a way that the modifications may be cleaved *in vivo* to release the parent compound, or an active metabolite. For example, prodrugs include compounds wherein a hydroxy, amino, or sulfhydryl group in a compound I is bonded to any group that may be cleaved *in vivo* to regenerate the free hydroxyl, amino, or sulfhydryl group, respectively. Particularly favored derivatives and prodrugs are those that increase the bioavailability of the compounds of the embodiments when such compounds are administered to a patient (e.g., by allowing an orally administered compound to be more readily absorbed into the blood) or which enhance delivery of the parent compound to a biological compartment (e.g., the brain or lymphatic system) relative to the parent species. Prodrugs include ester, amide, carbamate (e.g., N,N-dimethylami-

nocarbonyl) forms of hydroxy functional groups of compounds of the invention. Examples of ester prodrugs include formate, acetate, propionate, butyrate, acrylate, and ethylsuccinate derivatives. An general overview of prodrugs is provided in T Higuchi and V Stella, Pro-drugs as Novel Delivery Systems, Vol. 14 of the A.C.S. Symposium Series, and in Edward B Roche, ed., Bioreversible Carriers in Drug Design, American Pharmaceutical Association and Pergamon Press, 1987, both of which are incorporated herein by reference.

[0115] "Pharmaceutically acceptable salt" refers to pharmaceutically acceptable salts derived from a variety of organic and inorganic counter ions well known in the art and include, by way of example only, sodium, potassium, calcium, magnesium, ammonium, and tetraalkylammonium. When the molecule contains a basic functionality, acid addition salts of organic or inorganic acids, such as hydrochloric acid, hydrobromic acid, sulfuric acid, nitric acid, phosphoric acid, and the like; or formed with organic acids such as acetic acid, propionic acid, hexanoic acid, cyclopentanepropionic acid, glycolic acid, pyruvic acid, lactic acid, malonic acid, succinic acid, malic acid, maleic acid, fumaric acid, tartaric acid, citric acid, benzoic acid, 3-(4-hydroxybenzoyl)benzoic acid, cinnamic acid, mandelic acid, methanesulfonic acid, ethanesulfonic acid, 1,2-ethane-disulfonic acid, 2-hydroxyethanesulfonic acid, benzenesulfonic acid, 4-chlorobenzenesulfonic acid, 2-naphthalenesulfonic acid, oxalic acid, 4-toluenesulfonic acid, camphorsulfonic acid, methanesulfonic acid, 4-methylbicyclo[2.2.2]-oct-2-ene-1-carboxylic acid, glucoheptonic acid, 3-phenylpropionic acid, trimethylacetic acid, tertiary butylacetic acid, lauryl sulfuric acid, gluconic acid, glutamic acid, hydroxynaphthoic acid, salicylic acid, stearic acid, muconic acid, and the like. Salts can also be formed when an acidic proton present in the parent compound is either replaced by a metal ion, e.g., an alkali metal ion, an alkaline earth ion, or an aluminum ion; or coordinates with an organic base such as ethanolamine, diethanolamine, triethanolamine, trimethylamine, N-methylglucamine, and the like. Pharmaceutically acceptable salts are suitable for administration in a patient and possess desirable pharmacological properties. Suitable salts further include those described in P. Heinrich Stahl, Camille G. Wermuth (Eds.), Handbook of Pharmaceutical Salts Properties, Selection, and Use; 2002.

[0116] Unless indicated otherwise, the nomenclature of substituents that are not explicitly defined herein are arrived at by naming the terminal portion of the functionality followed by the adjacent functionality toward the point of attachment.

For example, the substituent "arylalkyloxycarbonyl" refers to the group (aryl)-(alkyl)-O-C(O)-.

[0117] It is understood that in all substituted groups defined above, polymers arrived at by defining substituents with further substituents to themselves (e.g., substituted aryl having a substituted aryl group as a substituent which is itself substituted with a substituted aryl group, which is further substituted by a substituted aryl group, etc.) are not intended for inclusion herein. In such cases, the maximum number of such substitutions is three. For example, serial substitutions of substituted aryl groups with two other substituted aryl groups are limited to -substituted aryl-(substituted aryl)-substituted aryl.

[0118] Similarly, it is understood that the above definitions are not intended to include impermissible substitution patterns (e.g., methyl substituted with 5 fluoro groups). Such impermissible substitution patterns are well known to the skilled artisan.

[0119] "Patient" refers to mammals and includes humans and non-human mammals. Examples of patients include, but are not limited to mice, rats, hamsters, guinea pigs, pigs, rabbits, cats, dogs, goats, sheep, cows, and humans.

[0120] The term "mammal" includes, without limitation, humans, domestic animals (e.g., dogs or cats), farm animals (cows, horses, or pigs), and laboratory animals (mice, rats, hamsters, guinea pigs, pigs, rabbits, dogs, or monkeys).

[0121] The terms "optional" or "optionally" as used throughout the specification means that the subsequently described event or circumstance may but need not occur, and that the description includes instances where the event or circumstance occurs and instances in which it does not. For example, "heterocyclo group optionally mono- or di- substituted with an alkyl group" means that the alkyl may but need not be present, and the description includes situations where the heterocyclo group is mono- or disubstituted with an alkyl group and situations where the heterocyclo group is not substituted with the alkyl group.

[0122] "Protecting group" refers to a grouping of atoms that when attached to a reactive group in a molecule masks, reduces or prevents that reactivity. Examples of protecting groups can be found in T.W. Greene and P.G. Wuts, Protective Groups in Organic Chemistry, (Wiley, 2nd ed. 1991) and Harrison and Harrison et al., Compendium of Synthetic Organic Methods, Vols. 1-8 (John Wiley and Sons. 1971-1996). Representative amino protecting groups include formyl, acetyl, trifluoroacetyl, benzyl, benzyloxycarbonyl (CBZ), *tert*-butoxycarbonyl (Boc), trimethyl silyl (TMS), 2-trimethylsilyl-ethanesulfonyl (SES), trityl and substituted trityl groups, allyloxycarbonyl, 9-fluorenylmethyloxycarbonyl (Fmoc), nitroveratryloxycarbonyl (NVOC) and the like. Representative hydroxy protecting groups include those where the hydroxy group is either acylated or alkylated such as benzyl and trityl ethers as well as alkyl ethers, tetrahydropyranyl ethers, trialkylsilyl ethers and allyl ethers.

[0123] Turning next to the compositions of the invention, the term "pharmaceutically acceptable carrier or excipient" means a carrier or excipient that is useful in preparing a pharmaceutical composition that is generally safe, possesses acceptable toxicities. Acceptable carriers or excipients include those that are acceptable for veterinary use as well as human pharmaceutical use. A "pharmaceutically acceptable carrier or excipient" as used in the specification and claims includes both one and more than one such carrier or excipient.

[0124] With reference to the methods of the present invention, the following terms are used with the noted meanings:

[0125] The terms "treating" or "treatment" of a disease includes:

[0126] (1) preventing or reducing the risk of developing the disease, *i.e.*, causing the clinical symptoms of the disease not to develop in a mammal that may be exposed to or predisposed to the disease but does not yet experience or display symptoms of the disease,

[0127] (2) inhibiting the disease, *i.e.*, arresting or reducing the development of the disease or its clinical symptoms, or

[0128] (3) relieving the disease, *i.e.*, causing regression of the disease or its clinical symptoms.

[0129] A preferred embodiment of the invention is treatment of a disease that consists of relieving the disease.

[0130] The term "diagnosing" refers to determining the presence or absence of a particular disease or condition. Additionally, the term refers to determining the level or severity of a particular disease or condition, as well as monitoring of the disease or condition to determine its response to a particular therapeutic regimen.

[0131] The term "therapeutically effective amount" means the amount of the subject compound that will elicit the biological or medical response of a tissue, system, animal or human that is being sought by the researcher, veterinarian, medical doctor or other clinician. "A therapeutically effective amount" includes the amount of a compound that, when administered to a mammal for treating a disease, is sufficient to effect such treatment for the disease. The "therapeutically effective amount" will vary depending on the compound, the disease and its severity and the age, weight, etc., of the mammal to be treated.

[0132] "Patient" refers to mammals and includes humans and non-human mammals. Examples of patients include, but are not limited to mice, rats, hamsters, guinea pigs, pigs, rabbits, cats, dogs, goats, sheep, cows, and humans.

[0133] The term "mammal" includes, without limitation, humans, domestic animals (*e.g.*, dogs or cats), farm animals (cows, horses, or pigs), and laboratory animals (mice, rats, hamsters, guinea pigs, pigs, rabbits, dogs, or monkeys).

[0134] The term "insulin resistance" can be defined generally as a disorder of glucose metabolism. More specifically, insulin resistance can be defined as the diminished ability of insulin to exert its biological action across a broad range of concentrations producing less than the expected biologic effect (see, *e.g.*, Reaven GM, J. Basic & Clin. Phys. & Pharm. (1998) 9:387-406 and Flie J, Ann Rev. Med. (1983) 34:145-60). Insulin resistant persons have a diminished ability to properly metabolize glucose and respond poorly, if at all, to insulin therapy. Manifestations of insulin resistance include insufficient insulin activation of glucose uptake, oxidation and storage in muscle and inadequate insulin repression of lipolysis in adipose tissue and of glucose production and secretion in liver. Insulin resistance can cause or contribute to polycystic ovarian syndrome, impaired glucose tolerance, gestational diabetes, metabolic syndrome, hypertension, obesity, atherosclerosis and a variety of other disorders. Eventually, the insulin resistant individuals can progress to a point where a diabetic state is reached.

[0135] The term "diabetes mellitus" or "diabetes" means a disease or condition that is generally characterized by metabolic defects in production and utilization of glucose that result in the failure to maintain appropriate blood sugar levels in the body. The result of these defects is elevated blood glucose, referred to as "hyperglycemia." Two major forms of diabetes are Type I diabetes and Type II diabetes. As described above, Type I diabetes is generally the result of an absolute deficiency of insulin, the hormone that regulates glucose utilization. Type II diabetes often occurs in the face of normal, or even elevated levels of insulin and can result from the inability of tissues to respond appropriately to insulin. Most Type II diabetic patients are insulin resistant and have a relative deficiency of insulin, in that insulin secretion can not compensate for the resistance of peripheral tissues to respond to insulin. In addition, many Type II diabetics are obese. Other types of disorders of glucose homeostasis include impaired glucose tolerance, which is a metabolic stage intermediate between normal glucose homeostasis and diabetes, and gestational diabetes mellitus, which is glucose intolerance in pregnancy in women with no previous history of Type I or Type II diabetes.

[0136] The term "metabolic syndrome" refers to a cluster of metabolic abnormalities including abdominal obesity, insulin resistance, glucose intolerance, diabetes, hypertension and dyslipidemia. These abnormalities are known to be associated with an increased risk of vascular events.

[0137] The term "abdominal obesity" is defined by a cutoff point of waist circumference ≥ 102 cm in men and ≥ 80 cm in women, as recommended by the third report of the national cholesterol education program expert panel on detection, evaluation, and treatment of high blood cholesterol in adults (NCEP/ATP Panel III).

[0138] The guidelines for diagnosis of Type II diabetes, impaired glucose tolerance, and gestational diabetes have been outlined by the American Diabetes Association (see, *e.g.*, The Expert Committee on the Diagnosis and Classification of Diabetes Mellitus, Diabetes Care, (1999) Vol 2 (Suppl 1):S5-19).

[0139] The term "secretagogue" means a substance or compound that stimulates secretion. For example, an insulin secretagogue is a substance or compound that stimulates secretion of insulin.

[0140] The term "symptom" of diabetes, includes, but is not limited to, polyuria, polydipsia, and polyphagia, as used herein, incorporating their common usage. For example, "polyuria" means the passage of a large volume of urine during a given period; "polydipsia" means chronic, excessive thirst; and "polyphagia" means excessive eating. Other symptoms of diabetes include, *e.g.*, increased susceptibility to certain infections (especially fungal and staphylococcal infections), nausea, and ketoacidosis (enhanced production of ketone bodies in the blood).

[0141] The term "complication" of diabetes includes, but is not limited to, microvascular complications and macrovascular complications. Microvascular complications are those complications that generally result in small blood vessel damage. These complications include, e.g., retinopathy (the impairment or loss of vision due to blood vessel damage in the eyes); neuropathy (nerve damage and foot problems due to blood vessel damage to the nervous system); and nephropathy (kidney disease due to blood vessel damage in the kidneys). Macrovascular complications are those complications that generally result from large blood vessel damage. These complications include, e.g., cardiovascular disease and peripheral vascular disease. Cardiovascular disease refers to diseases of blood vessels of the heart. See, e.g., Kaplan RM, et al., "Cardiovascular diseases" in Health and Human Behavior, pp. 206-242 (McGraw-Hill, New York 1993). Cardiovascular disease is generally one of several forms, including, e.g., hypertension (also referred to as high blood pressure), coronary heart disease, stroke, and rheumatic heart disease. Peripheral vascular disease refers to diseases of any of the blood vessels outside of the heart. It is often a narrowing of the blood vessels that carry blood to leg and arm muscles.

[0142] The term "atherosclerosis" encompasses vascular diseases and conditions that are recognized and understood by physicians practicing in the relevant fields of medicine. Atherosclerotic cardiovascular disease, coronary heart disease (also known as coronary artery disease or ischemic heart disease), cerebrovascular disease and peripheral vessel disease are all clinical manifestations of atherosclerosis and are therefore encompassed by the terms "atherosclerosis" and "atherosclerotic disease".

[0143] The term "antihyperlipidemic" refers to the lowering of excessive lipid concentrations in blood to desired levels.

[0144] The term "modulate" refers to the treating, prevention, suppression, enhancement or induction of a function or condition. For example, compounds can modulate Type II diabetes by increasing insulin in a human, thereby suppressing hyperglycemia.

[0145] The term "triglyceride(s)" ("TGs"), as used herein, incorporates its common usage. TGs consist of three fatty acid molecules esterified to a glycerol molecule. TGs serve to store fatty acids that are used by muscle cells for energy production or are taken up and stored in adipose tissue.

[0146] Because cholesterol and TGs are water insoluble, they must be packaged in special molecular complexes known as "lipoproteins" in order to be transported in the plasma. Lipoproteins can accumulate in the plasma due to overproduction and/or deficient removal. There are at least five distinct lipoproteins differing in size, composition, density, and function. In the cells of the small intestine, dietary lipids are packaged into large lipoprotein complexes called "chylomicrons", which have a high TG and low-cholesterol content. In the liver, TG and cholesterol esters are packaged and released into plasma as TG-rich lipoprotein called very low density lipoprotein ("VLDL"), whose primary function is the endogenous transport of TGs made in the liver or released by adipose tissue. Through enzymatic action, VLDL can be either reduced and taken up by the liver, or transformed into intermediate density lipoprotein ("IDL"). IDL, in turn, either taken up by the liver, or is further modified to form low density lipoprotein ("LDL"). LDL is either taken up and broken down by the liver, or is taken up by extrahepatic tissue. High density lipoprotein ("HDL") helps remove cholesterol from peripheral tissues in a process called reverse cholesterol transport.

[0147] The term "dyslipidemia" refers to abnormal levels of lipoproteins in blood plasma including both depressed and/or elevated levels of lipoproteins (e.g., elevated levels of LDL and/or VLDL, and depressed levels of HDL).

[0148] The term "hyperlipidemia" includes, but is not limited to, the following:

[0149] (1) *Familial Hyperchylomicronemia*, a rare genetic disorder that causes a deficiency in an enzyme, LP lipase, that breaks down fat molecules. The LP lipase deficiency can cause the accumulation of large quantities of fat or lipoproteins in the blood;

[0150] (2) *Familial Hypercholesterolemia*, a relatively common genetic disorder caused where the underlying defect is a series of mutations in the LDL receptor gene that result in malfunctioning LDL receptors and/or absence of the LDL receptors. This brings about ineffective clearance of LDL by the LDL receptors resulting in elevated LDL and total cholesterol levels in the plasma;

[0151] (3) *Familial Combined Hyperlipidemia*, also known as multiple lipoprotein-type hyperlipidemia is an inherited disorder where patients and their affected first-degree relatives can at various times manifest high cholesterol and high triglycerides. Levels of HDL cholesterol are often moderately decreased;

[0152] (4) *Familial Defective Apolipoprotein B-100* is a relatively common autosomal dominant genetic abnormality. The defect is caused by a single nucleotide mutation that produces a substitution of glutamine for arginine, which can cause reduced affinity of LDL particles for the LDL receptor. Consequently, this can cause high plasma LDL and total cholesterol levels;

[0153] (5) *Familial Dysbetalipoproteinemia*, also referred to as Type III Hyperlipoproteinemia, is an uncommon inherited disorder resulting in moderate to severe elevations of serum TG and cholesterol levels with abnormal apolipoprotein E function. HDL levels are usually normal; and

[0154] (6) *Familial Hypertriglyceridemia*, is a common inherited disorder in which the concentration of plasma VLDL is elevated. This can cause mild to moderately elevated TG levels (and usually not cholesterol levels) and can often be associated with low plasma HDL levels.

[0155] Risk factors for hyperlipidemia include, but are not limited to, the following: (1) disease risk factors, such as a history of Type I diabetes, Type II diabetes, Cushing's syndrome, hypothyroidism and certain types of renal failure; (2) drug risk factors, which include, birth control pills; hormones, such as estrogen, and corticosteroids; certain diuretics; and various β blockers; (3) dietary risk factors include dietary fat intake per total calories greater than 40%; saturated fat intake per total calories greater than 10%; cholesterol intake greater than 300 mg per day; habitual and excessive alcohol use; and obesity.

[0156] The terms "obese" and "obesity" refers to, according to the World Health Organization, a Body Mass Index ("BMI") greater than 27.8 kg/m² for men and 27.3 kg/m² for women (BMI equals weight (kg)/height (m²). Obesity is linked to a variety of medical conditions including diabetes and hyperlipidemia. Obesity is also a known risk factor for the development of Type II diabetes (See, e.g., Barrett-Conner E, *Epidemol. Rev.* (1989) 11:172-181; and Knowler, et al., *Am. J. Clin. Nutr.* (1991) 53:1543-1551).

[0157] The term "pancreas" refers to a gland organ in the digestive and endocrine system of vertebrates, including mammals. The pancreas secretes both digestive enzymes and hormones such as insulin, GLP-1 and GIP as well as other hormones.

[0158] The term "islet" or "islet of Langerhans" refers to endocrine cells of the pancreas that are grouped together in islets and secrete insulin and other hormones.

[0159] The term "beta cell" refers to cells found in the islet of Langerhans that secrete insulin, amylin, and other hormones.

[0160] The term "endocrine cell" refers to cells that secrete hormones into the blood stream. Endocrine cells are found various glands and organ systems of the body including the pancreas, intestines, and other organs.

[0161] The term "L cell" refers to gut endocrine cells that produce GLP-1.

[0162] The term "K cell" refers to gut endocrine cell that produce GIP.

[0163] The term "incretin" refers to a group of hormones that increases insulin secretion in response to food intake. Incretins include GLP-1 and GIP.

[0164] The term "insulin" refers to a polypeptide hormone that regulates glucose metabolism. Insulin binds to insulin receptors in insulin sensitive cells and mediates glucose uptake. Insulin is used to treat Type I diabetes and may be used to treat Type II diabetes.

[0165] The term "GLP-1" or "glucagon-like peptide" is a peptide hormone primarily produced by L cells. GLP-1 increases insulin secretion, decrease glucagon secretion, increase beta cell mass and insulin gene expression, inhibits acid secretion and gastric emptying in the stomach, and decreases food intake by increasing satiety.

[0166] The term "GIP" or "gastric inhibitory peptide" or "glucose dependent insulinotropic polypeptide" refers to a peptide hormone produced primarily by K cells. GIP stimulates insulin secretion. GIP also has significant effects on lipid metabolism.

[0167] The term "cAMP" or "cyclic AMP" or "cyclic adenosine monophosphate" refers to an intracellular signaling molecule involved in many biological processes, including glucose and lipid metabolism.

[0168] The term "agonist" refers to a compound that binds to a receptor and triggers a response in a cell. An agonist mimics the effect of an endogenous ligand, a hormone for example, and produces a physiological response similar to that produced by the endogenous ligand.

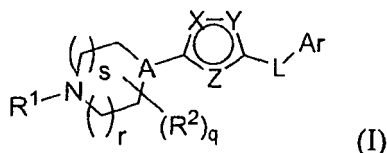
[0169] The term "partial agonist" refers to a compound that binds to a receptor and triggers a partial response in a cell. A partial agonist produces only a partial physiological response of the endogenous ligand.

[0170] The present invention derives from the discovery of compounds that act as agonists of IC-GPCR2 (Seq. ID 1) using a cell-based screen. A stable CHO cell line expressing IC-GPCR2 under the control of the CMV promoter was used and cAMP levels were measured in the cells using a homogeneous time resolved fluorescence assay. With a parental CHO cell line as a control, increased cAMP levels could be measured and compounds identified that, like exanatide, raise cAMP in cells (see *In Vitro* Activity Table in Biological Example 1). Since elevated intracellular cAMP levels in the beta cell increase insulin secretion in a glucose dependant manner (see Biological Examples 2 and 3), the present invention is useful for the treatment of, *inter alia*, Type II diabetes and other diseases associated with poor glycemic control. The novel agonists described in this invention are orally active (see Biological Example 3), providing a significant differentiating feature to exanatide. Additionally, the islet specific expression of the receptor for the novel agonists of the present invention (see Biological Example 4) also make the present invention useful for the diagnosis of, *inter alia*, diabetes and other diseases associated with beta cell health.

Embodiments of the Invention

Compounds

[0171] Disclosed herein are compounds represented by Formula I:



wherein, the letters X, Y and Z are each independently selected from O, N, N(R³), S and C(R³) and at least one of X, Y and Z is selected from O, N, N(R³) and S. The subscript q is an integer of from 0 to 4; the subscript r is an integer of from 0 to 3; the subscript s is an integer of from 0 to 3, and the sum of r + s is ≤ 4. The letter A is C(R⁴) or N; L is -(CH₂)_n-wherein n is an integer of from 2 to 4 and at least one CH₂ is replaced by O, N(R⁵), S, S(O) or S(O)₂, and any remaining CH₂ is optionally substituted with one or two members selected from halogen, C₁₋₄ alkyl and C₁₋₄ haloalkyl. Ar is a 5- to 10-membered aryl or heteroaryl group, optionally substituted with from one to five R⁶ substituents.

[0172] Turning next to the R groups, R¹ is a member selected from C₁₋₁₀ alkyl, C₁₋₁₀ haloalkyl, C₃₋₇ cycloalkyl, C₂₋₁₀ alkenyl, C₂₋₁₀ alkynyl, -X¹-COR^a, -X¹-CO₂R^a, -X¹-CONR^aR^b, -SO₂R^a, a 4- to 7-membered heterocyclo group, aryl and a 5- to 10-membered heteroaryl group, wherein each of the heterocyclo group and the aryl and the heteroaryl group is optionally substituted with from one to four substituents independently selected from halo, C₁₋₁₀ alkyl, C₁₋₁₀ haloalkyl, C₃₋₇ cycloalkyl, C₂₋₁₀ alkenyl, C₂₋₁₀ alkynyl, aryl, heteroaryl, CN, NO₂, -OR^a, -NR^aR^b, -CO₂R^a, -CONR^aR^b, -NR^aCOR^b, -NR^aCO₂R^b, -S(O)_mR^a, -NR^aS(O)₂R^b, and -SO₂NR^aR^b; and X¹ is selected from the group consisting of a bond, -C(O)- and -C(O)-(CH₂)₁₋₄-, wherein the aliphatic portions of X¹ are optionally substituted with one to three members selected from halogen, C₁₋₄ alkyl and C₁₋₄ haloalkyl.

[0173] Each R² is a member independently selected from halo, C₁₋₈ alkyl, C₁₋₈ haloalkyl, C₃₋₇ cycloalkyl, -COR^a, -CO₂R^a, -CONR^aR^b, -OR^a, -NR^aR^b, -NR^aCOR^b, -SO₂R^a and -SO₂NR^aR^b.

[0174] R³ is a member selected from hydrogen, halogen, C₁₋₄ alkyl, C₁₋₄ haloalkyl, C₃₋₇ cycloalkyl, aryl and OR^a.

[0175] R⁴ is a member selected from H, halo, C₁₋₆ alkyl, OR^a and CN.

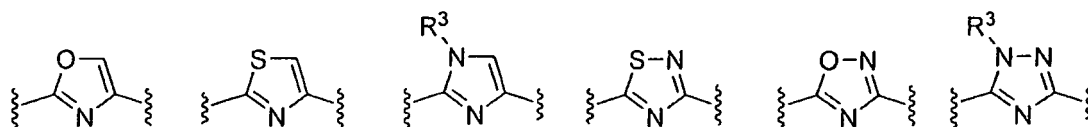
[0176] R⁵ is a member selected from -R^a, -COR^a and -SO₂R^a.

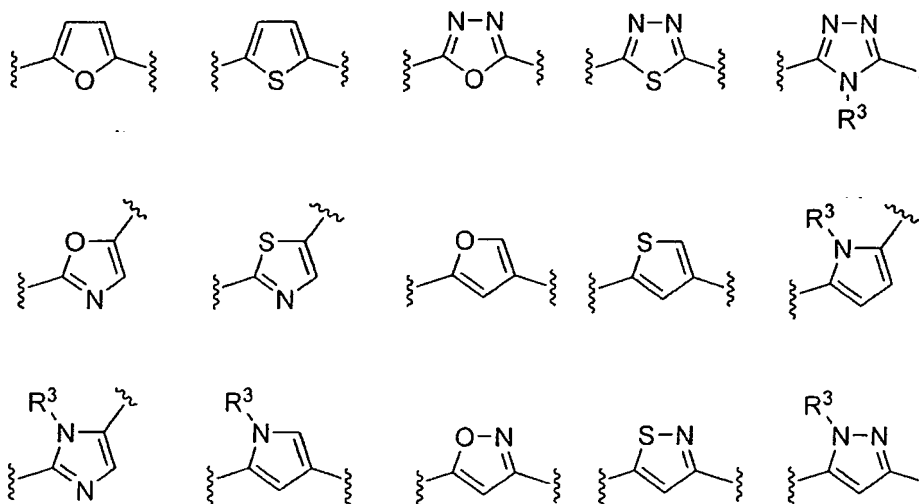
[0177] Each R⁶ is independently selected from halo, C₁₋₁₀ alkyl, C₁₋₁₀ haloalkyl, C₃₋₇ cycloalkyl, C₂₋₁₀ alkenyl, C₂₋₁₀ alkynyl, CN, NO₂, -OR^a, -NR^aR^b, -COR^a, -CO₂R^a, -CONR^aR^b, -NR^aCOR^b, -NR^aCO₂R^b, -S(O)_mR^a, -NR^aS(O)_mR^b, -SO₂NR^aR^b, a 4- to 7-membered heterocyclo group, aryl and a 5- to 10-membered heteroaryl group, wherein the subscript m is an integer of from 0 to 2 and each of the heterocyclo groups, the aryl and the heteroaryl groups are optionally substituted with from one to four substituents independently selected from halo, oxo, C₁₋₄ alkyl, C₁₋₄ haloalkyl, C₃₋₇ cycloalkyl, CN, NO₂, -OR^a, -NR^aR^b, -CO₂R^a, -CONR^aR^b, -NR^aCOR^b, -NR^aCO₂R^b, -S(O)_mR^a, -N^aSO₂R^b, and -SO₂NR^aR^b.

[0178] For each of the above groups, each R^a and R^b is independently selected from hydrogen, C₁₋₁₀alkyl, C₁₋₁₀haloalkyl, C₃₋₁₀ cycloalkyl, heterocyclyl, C₂₋₁₀alkenyl, C₂₋₁₀alkynyl, aryl, 5- to 6-membered heteroaryl and arylC₁₋₄alkyl; and wherein the aliphatic portions of each of R^a and R^b is optionally substituted with from one to three members selected from -ORⁿ, -OC(O)N(Rⁿ)₂, -SRⁿ, -S(O)Rⁿ, -S(O)₂Rⁿ, -S(O)₂N(Rⁿ)₂, -NRⁿS(O)₂Rⁿ, -C(O)N(Rⁿ)₂, -C(O)Rⁿ, -NRⁿC(O)Rⁿ, -NRⁿC(O)N(Rⁿ)₂, -CO₂Rⁿ, -NRⁿCO₂Rⁿ, -CN, -NO₂, -N(Rⁿ)₂ and -NRⁿS(O)₂N(Rⁿ)₂, wherein each Rⁿ is independently hydrogen or an unsubstituted C₁₋₆ alkyl; and wherein the aryl and heteroaryl portions are optionally substituted with from one to three members selected from halogen, -OR^m, -OC(O)N(R^m)₂, -SR^m, -S(O)R^m, -S(O)₂R^m, -S(O)₂N(R^m)₂, -NR^mS(O)₂R^m, -C(O)N(R^m)₂, -C(O)R^m, -NR^mC(O)R^m, -NR^mC(O)N(R^m)₂, -CO₂R^m, -NR^mCO₂R^m, -CN, -NO₂, -N(R^m)₂ and -NR^mS(O)₂N(R^m)₂, wherein each R^m is independently hydrogen or an unsubstituted C₁₋₆ alkyl.

[0179] The compounds provided herein also include any pharmaceutically acceptable salts of the compounds as well as any isotopically labeled isomers thereof. In general, the compounds useful in the methods described herein are those compound of the formula above, wherein the molecular weight of the compound is less than 1200, more preferably less than about 1000, still more preferably less than about 800 and still more preferably from about 200 to about 600.

[0180] The ring having X, Y and Z as ring members will, in one group, be a ring in which two of X, Y and Z are independently selected from O, N, N(R³) and S. In another group, the ring is one in which all three of X, Y and Z are independently selected from O, N, N(R³) and S. One group of preferred rings are represented by the formulae





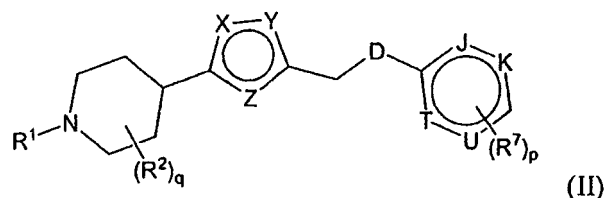
wherein the wavy lines indicate the positions of attachment to either L or to A.

[0181] In another group, A is CR⁴.

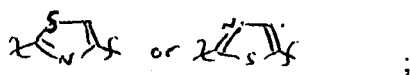
[0182] For each of the above groups of compounds an additional set of compounds are those in which r is 1, s is 0 or 1, q is 0 to 2 and Ar is phenyl, optionally substituted with from 1 to 3 R⁶ substituents. Still another set of compounds are those in which r is 1, s is 0 or 1, q is 0 and Ar is selected from the group consisting of pyridyl, pyrimidinyl and pyrazinyl, each of which is optionally substituted with from 1 to 3 R⁶ substituents. Yet another set of compounds are those in which r is 1, s is 0 or 1, q is 0 to 2, and n is 2. In still another set of embodiments, r is 1, s is 0 or 1, q is 0 to 2, n is 2 and one CH₂ is replaced by O.

[0183] In another group of compounds of Formula I, r is 1; s is 0 or 1; q is 0 to 2; n is 2 and one of CH₂ of L is replaced by O, S or N(R⁵); A is selected from CH, C(CH₃), CF and C(OH); and the ring having X, Y and Z as ring members is selected from thiazole, oxazole, thiazadiazole and oxadiazole. Preferably, Ar is phenyl, optionally substituted with from 1 to 3 R⁶ substituents. More preferably, Ar is substituted with from 1 to 2 R⁶ substituents independently selected from the group consisting of halo, C₁₋₁₀ alkyl, C₁₋₁₀ haloalkyl, CN, NO₂, -OR^a, -NR^aR^b, -COR^a, -CO₂R^a, -CONR³R^b, -NR³COR^b, -NR^aCO₂R^b, -S(O)_mR^a, -NR^aS(O)_mR^b, -SO₂NR^aR^b, a 4- to 5-membered heterocyclo group, aryl, and a 5- to 6-membered heteroaryl group. In some compounds, each R⁶ is independently selected from the group consisting of halo, -OR^a, -NR^aR^b, -NR^aCOR^b, -NR^aCO₂R^b, -S(O)_mR^a, -NR^aS(O)_mR^b, -SO₂NR^aR^b, a 4- to 5-membered heterocyclo group, aryl, and a 5- to 6-membered heteroaryl group. Within each of the groups of compounds and preferred compounds one group of further preferred compounds are those in which R¹ is a 5- to 10-membered heteroaryl group, and is optionally substituted with from one to two substituents independently selected from halo, C₁₋₁₀ alkyl, C₁₋₁₀ haloalkyl, C₃₋₇ cycloalkyl, C₂₋₁₀ alkenyl, C₂₋₁₀ alkynyl, aryl, heteroaryl, CN, NO₂, -OR^a, -NR^aR^b, -CO₂R^a, -CONR^aR^b, -NR^aCOR^b, -NR^aCO₂R^b, -S(O)_mR^a, -N^aS(O)₂R^b, and -SO₂NR^aR^b. Still further preferred are those compounds in which R is a pyridine or pyrimidine, and is optionally substituted with from one to two substituents independently selected from halo, C₁₋₁₀ alkyl, C₁₋₁₀ haloalkyl, C₃₋₇ cycloalkyl, C₂₋₁₀ alkenyl, C₂₋₁₀ alkynyl, aryl, heteroaryl, CN, NO₂, -OR^a, -NR^aR^b, -CO₂R^a, -CONR^aR^b, -NR^aCOR^b, -NR^aCO₂R^b, -S(O)_mR^a, -N^aS(O)₂R^b, and -SO₂NR^aR^b. In still another group of embodiments, R¹ is selected from the group consisting of -X¹-COR^a, -X¹-CO₂R^a, -X¹-CONR^aR^b and -SO₂R^a.

[0184] This invention provides a compound represented by Formula II



wherein the ring having X, Y, and Z is



J, K, T, and U are each independently selected from the group consisting of CH, and N; the subscript p is an integer of from 0 to 4; and the subscript q is an integer of from 0 to 4.

[0185] In Formula II, R¹ is a member selected from the group consisting of H, C₁₋₁₀alkyl, C₁₋₁₀substituted alkyl, C₃₋₇cycloalkyl, C₂₋₁₀alkenyl, C₂₋₁₀alkynyl, -X¹-COR^a, -X¹-CO₂R^a, -X¹-CONR^aR^b, SO₂R^a, a 4- to 7-membered heterocyclo group, aryl and a 5- to 10-membered heteroaryl group, wherein each of said cycloalkyl group, heterocyclo group, aryl group and < and pharmaceutically acceptable salts and esters thereof as defined in the claims, wherein the molecular weight of said compound is less than 1200. > heteroaryl group is optionally substituted with from 1 to 4 substituents independently selected from halo, C₁₋₁₀alkyl, C₁₋₁₀substituted alkyl, C₃₋₇cycloalkyl, C₂₋₁₀alkenyl, C₂₋₁₀alkynyl, aryl, heteroaryl, CN, -NR^aCOR^b, -NR^aCONR^aR^b, -NO₂, -OR^a, -NR^aR^b, -COR^a, -CO₂R^a, -CONR^aR^b, -S(O)_mR^a, -NR^aS(O)₂R^b, and -SO₂NR^aR^b, or optionally R^a and R^b are combined to form a four, five- or six-membered ring, and X¹ is selected from the group consisting of a bond, C₂₋₆alkene, C₂₋₆alkyne, -C(O)-, and -C(O)-(CH₂)₁₋₄-, wherein the aliphatic portions of X¹ are optionally substituted with one to three members selected from halogen, C₁₋₄alkyl, C₁₋₄substituted alkyl and C₁₋₄haloalkyl.

[0186] Turning next to R², each R² is a member independently selected from the group consisting of halogen, C₁₋₅alkyl, C₁₋₅substituted alkyl, C₃₋₇cycloalkyl, -COR^a, -CO₂R^a, -CONR^aR^b, -OR^a, -NR^aR^b, -NR^aCOR^b, -SOR^aR^b, -SO₂R^a and -SO₂NR^aR^b, and wherein when the subscript q is 2 and R² is alkyl or substituted alkyl, the two R² members can optionally cyclize to form a ring.

[0187] Each R⁷ of Formula II is independently selected from the group consisting of halo, C₁₋₁₀alkyl, C₁₋₁₀substituted alkyl, C₃₋₇cycloalkyl, C₂₋₁₀alkenyl, C₂₋₁₀alkynyl, CN, NO₂, -OR^a, -NR^aR^b, -COR^a, -CO₂R^a, -CONR^aR^b, -NR^aCOR^b, -NR^aCO₂R^b, -NR^aCONR^aR^b, -S(O)_mR^a, -NR^aS(O)_mR^b, -SO₂NR^aR^b, a 4- to 7- membered heterocyclo group, aryl and a 5- to 10-membered heteroaryl group, wherein each of said heterocyclo groups, said aryl and heteroaryl groups are optionally substituted with from one to four substituents independently selected from halo, oxo, C₁₋₄alkyl, C₁₋₄haloalkyl, C₃₋₇cycloalkyl, CN, NO₂, -OR^a, -NR^aR^b, -COR^a, -CO₂R^a, -CONR^aR^b, -NR^aCOR^b, -NR^aCO₂R^b, -NR^aCONR^aR^b, -S(O)_mR^a, -NR^aSO₂R^b, and -SO₂NR^aR^b and wherein the subscript m is an integer of from 0 to 2, or optionally R^a and R^b are combined to form a four, five- or six-membered ring.

[0188] R⁸ is a member independently selected from the group consisting of hydrogen, C₁₋₄alkyl, and C₁₋₄haloalkyl.

[0189] For each of the above groups, each R^a and R^b is independently selected from the group consisting of hydrogen, C₁₋₁₀alkyl, C₁₋₁₀haloalkyl, C₃₋₁₀cycloalkyl, heterocyclyl, C₂₋₁₀alkenyl, C₂₋₁₀alkynyl, aryl, 5- to 6-membered heteroaryl and arylC₁₋₄alkyl; and wherein the aliphatic portions of each of said R^a and R^b is optionally substituted with from one to three members selected from the group consisting of halo, -ORⁿ, -OCORⁿ, -OC(O)N(Rⁿ)₂, -SRⁿ, -S(O)Rⁿ, -S(O)₂Rⁿ, -S(O)₂N(Rⁿ)₂, -NRⁿS(O)₂Rⁿ, -C(O)N(Rⁿ)₂, -C(O)Rⁿ, -NRⁿC(O)Rⁿ, -NRⁿC(O)N(Rⁿ)₂, -CO₂Rⁿ, -NRⁿCO₂Rⁿ, -CN, -NO₂, -N(Rⁿ)₂ and -NRⁿS(O)₂N(Rⁿ)₂, wherein each Rⁿ is independently hydrogen or an unsubstituted C₁₋₆alkyl; and wherein the aryl and heteroaryl portions are optionally substituted with from one to three members selected from halogen, -OR^m, -OC(O)N(R^m)₂, -SR^m, -S(O)R^m, -S(O)₂R^m, -S(O)₂N(R^m)₂, -NR^mS(O)₂R^m, -C(O)N(R^m)₂, -C(O)R^m, -NR^mC(O)R^m, -NR^mC(O)N(R^m)₂, -CO₂R^m, -NR^mCO₂R^m, -CN, -NO₂, -N(R^m)₂ and -NR^mS(O)₂N(R^m)₂, wherein each R^m is independently hydrogen or an unsubstituted C₁₋₆alkyl.

[0190] The compounds provided herein also include any pharmaceutically acceptable salts of the compounds. The compounds useful in the methods described herein are those compound of the formula above, wherein the molecular weight of the compound is less than 1200, more preferably less than about 1000, still more preferably less than about 800 and still more preferably from about 200 to about 600.

[0191] In one embodiment, a preferred R¹ group is selected from the group consisting of -X¹-COR^a, -X¹-CO₂R^a, -X¹-CONR^aR^b, SO₂R^a, aryl, heteroaryl, substituted aryl and substituted heteroaryl. When R¹ is an aromatic substituent, R¹ is preferably selected from the group consisting of pyridyl, substituted pyridyl, pyrimidinyl, substituted pyrimidinyl, pyrazinyl, substituted pyrazinyl, pyridazinyl, substituted pyridazinyl, phenyl, substituted phenyl, imidazolyl, triazolyl, substituted triazolyl, substituted imidazolyl, oxazolyl, substituted oxazolyl, thiazolyl, substituted thiazolyl, oxadiazolyl, substituted oxadiazolyl, tetrazolyl, and substituted tetrazolyl.

[0192] When R¹ is an aromatic substituent, e.g., aryl or heteroaryl, R¹ can be substituted with from one to three substituents selected from the group consisting of C₁₋₁₀alkyl, C₁₋₁₀haloalkyl, C₃₋₇cycloalkyl, aryl, heteroaryl, NO₂, -OR^a, -NR^aR^b, -CO₂R^a, -CONR^aR^b, -S(O)_mR^a, -NR^aS(O)₂R^b, and -SO₂NR^aR^b.

[0193] In one embodiment, a preferred R² is a member independently selected from the group consisting of halo, C₁₋₅alkyl, C₁₋₅haloalkyl, and the subscript q is an integer of from 0 to 2.

[0194] In another preferred embodiment, D is O. In compounds of Formula II, when D is O, a preferred R¹ group is selected from the group consisting of -X¹-COR^a, -X¹-CO₂R^a, -X¹-CONR^aR^b, SO₂R^a, aryl, heteroaryl, substituted aryl and substituted heteroaryl. When R¹ is an aromatic substituent, R¹ is preferably selected from the group consisting of

pyridyl, substituted pyridyl, pyrimidinyl, substituted pyrimidinyl, pyrazinyl, substituted pyrazinyl, pyridazinyl, substituted pyridazinyl, phenyl, substituted phenyl, imidazolyl, triazolyl, substituted triazolyl, substituted imidazolyl, oxazolyl, substituted oxazolyl, thiazolyl, substituted thiazolyl, oxadiazolyl, substituted oxadiazolyl, tetrazolyl, and substituted tetrazolyl.

[0195] Additionally, when D is O, and R¹ is an aromatic substituent, e.g., aryl or heteroaryl, R¹ can be substituted with from one to three substituents selected from the group consisting of C₁₋₁₀alkyl, C₁₋₁₀haloalkyl, C₃₋₇cycloalkyl, aryl, heteroaryl, NO₂, -OR^a, -NR^aR^b, -CO₂R^a, -CONR^aR^b, -S(O)_mR^a, -NR^aS(O)₂R^b, and -SO₂NR^aR^b.

[0196] Yet another embodiment of this invention is a compound of Formula II wherein J, K, T, and U are all CH. In this embodiment, a preferred R group is selected from the group consisting of -X¹-COR^a, -X¹-CO₂R^a, -X¹-CONR^aR^b, SO₂R^a, aryl, heteroaryl, substituted aryl and substituted heteroaryl. When R¹ is an aromatic substituent, R¹ is preferably selected from the group consisting of pyridyl, substituted pyridyl, pyrimidinyl, substituted pyrimidinyl, pyrazinyl, substituted pyrazinyl, pyridazinyl, substituted pyridazinyl, phenyl, substituted phenyl, imidazolyl, triazolyl, substituted triazolyl, substituted imidazolyl, oxazolyl, substituted oxazolyl, thiazolyl, substituted thiazolyl, oxadiazolyl, substituted oxadiazolyl, tetrazolyl, and substituted tetrazolyl. Further, when J, K, T, and U are all CH, and R is an aromatic substituent, e.g., aryl or heteroaryl, R¹ can be substituted with from one to three substituents selected from the group consisting of C₁₋₁₀alkyl, C₁₋₁₀haloalkyl, C₃₋₇cycloalkyl, aryl, heteroaryl, NO₂, -OR^a, -NR^aR^b, -CO₂R^a, -CONR^aR^b, -S(O)_mR^a, -NR^aS(O)₂R^b, and -SO₂NR^aR^b.

[0197] One embodiment of this invention comprises compounds of Formula II wherein the subscript p is an integer of from 1 to 3 and each R⁷ is independently selected from the group consisting of halo, C₁₋₁₀alkyl, C₁₋₁₀haloalkyl, CN, NO₂, -OR^a, -NR^aR^b, -COR^a, -CO₂R^a, -CONR^aR^b, -NR^aCOR^b, -NR^aCO₂R^b, -S(O)_mR^a, -NR^aS(O)_mR^b, -SO₂NR^aR^b, a 4- to 7-membered heterocyclo group, aryl and a 5- to 10-membered heteroaryl group, wherein each of said heterocyclo groups, said aryl and heteroaryl groups are optionally substituted with from one to four substituents independently selected from halo, oxo, C₁₋₄ alkyl, C₁₋₄ haloalkyl, C₃₋₇ cycloalkyl, CN, NO₂, -OR^a, -NR^aR^b, -CO₂R^a, -CONR^aR^b, -NR^aCOR^b, -NR^aCO₂R^b, -S(O)_mR^a, -NR^aSO₂R^b, and -SO₂NR^aR^b and wherein the subscript m is an integer of from 0 to 2.

[0198] Yet another aspect of this invention provides compounds of Formula II wherein J, K, T, and U are all CH; a preferred R group is selected from the group consisting of -X¹-COR^a, -X¹-CO₂R^a, -X¹-CONR^aR^b, SO₂R^a, aryl, heteroaryl, substituted aryl and substituted heteroaryl. When R¹ is an aromatic substituent, R¹ is preferably selected from the group consisting of pyridyl, substituted pyridyl, pyrimidinyl, substituted pyrimidinyl, pyrazinyl, substituted pyrazinyl, pyridazinyl, substituted pyridazinyl, phenyl, substituted phenyl, imidazolyl, triazolyl, substituted triazolyl, substituted imidazolyl, oxazolyl, substituted oxazolyl, thiazolyl, substituted thiazolyl, oxadiazolyl, substituted oxadiazolyl, tetrazolyl, and substituted tetrazolyl; and the subscript p is an integer of from 1 to 3 and each R⁷ is independently selected from the group consisting of halo, C₁₋₁₀alkyl, C₁₋₁₀haloalkyl, CN, NO₂, -OR^a, -NR^aR^b, -COR^a, -CO₂R^a, -CONR^aR^b, -NR^aCOR^b, -NR^aCO₂R^b, -S(O)_mR^a, -NR^aS(O)_mR^b, -SO₂NR^aR^b, a 4- to 7- membered heterocyclo group, aryl and a 5- to 10-membered heteroaryl group, wherein each of said heterocyclo groups, said aryl and heteroaryl groups are optionally substituted with from one to four substituents independently selected from halo, oxo, C₁₋₄ alkyl, C₁₋₄ haloalkyl, C₃₋₇ cycloalkyl, CN, NO₂, -OR^a, -NR^aR^b, -CO₂R^a, -CONR^aR^b, -NR^aCOR^b, -NR^aCO₂R^b, -S(O)_mR^a, -NR^aSO₂R^b, and -SO₂NR^aR^b and wherein the subscript m is an integer of from 0 to 2. Optionally, R¹ is substituted with from one to three substituents selected from the group consisting of C₁₋₁₀alkyl, C₁₋₁₀haloalkyl, C₃₋₇cycloalkyl, aryl, heteroaryl, NO₂, -OR^a, -NR^aR^b, -CO₂R^a, -CONR^aR^b, -S(O)_mR^a, -NR^aS(O)₂R^b, and -SO₂NR^aR^b.

[0199] A further embodiment of the compounds of the invention are compounds of Formula II, wherein at least one of J, K, T, and U is N. In this embodiment, D is O, S, or NR⁸.

[0200] A preferred embodiment of Formula II provides compounds wherein at least one of J, K, T, and U is N and D is O.

[0201] In compounds of Formula II when at least one of J, K, T, and U is N and D is O, a preferred R¹ group is selected from the group consisting of -X¹-COR^a, -X¹-CO₂R^a, -X¹-CONR^aR^b, SO₂R^a, aryl, heteroaryl, substituted aryl and substituted heteroaryl. When R¹ is an aromatic substituent, R¹ is preferably selected from the group consisting of pyridyl, substituted pyridyl, pyrimidinyl, substituted pyrimidinyl, pyrazinyl, substituted pyrazinyl, pyridazinyl, substituted pyridazinyl, phenyl, substituted phenyl, imidazolyl, substituted imidazolyl, triazolyl, substituted triazolyl, oxazolyl, substituted oxazolyl, thiazolyl, substituted thiazolyl, oxadiazolyl, substituted oxadiazolyl, tetrazolyl, and substituted tetrazolyl; and the subscript p is an integer of from 1 to 3 and each R⁷ is independently selected from the group consisting of halo, C₁₋₁₀alkyl, C₁₋₁₀haloalkyl, CN, NO₂, -OR^a, -NR^aR^b, -COR^a, -CO₂R^a, -CONR^aR^b, -NR^aCOR^b, -NR^aCO₂R^b, -S(O)_mR^a, -NR^aS(O)_mR^b, -SO₂NR^aR^b, a 4- to 7- membered heterocyclo group, aryl and a 5- to 10-membered heteroaryl group, wherein each of said heterocyclo groups, said aryl and heteroaryl groups are optionally substituted with from one to four substituents independently selected from halo, oxo, C₁₋₄ alkyl, C₁₋₄ haloalkyl, C₃₋₇ cycloalkyl, CN, NO₂, -OR^a, -NR^aR^b, -CO₂R^a, -CONR^aR^b, -NR^aCOR^b, -NR^aCO₂R^b, -S(O)_mR^a, -NR^aSO₂R^b, and -SO₂NR^aR^b and wherein the subscript m is an integer of from 0 to 2. Optionally, R¹ is substituted with from one to three substituents selected from the group consisting of C₁₋₁₀alkyl, C₁₋₁₀haloalkyl, C₃₋₇cycloalkyl, aryl, heteroaryl, NO₂, -OR^a, -NR^aR^b, -CO₂R^a, -CONR^aR^b, -S(O)_mR^a, -NR^aS(O)₂R^b, and -SO₂NR^aR^b.

[0202] One preferred embodiment provides compounds of Formula II wherein when at least one of J, K, T, and U is N and D is O, and R¹ is as described in the above paragraph, the subscript p is an integer of from 1 to 3 and each R⁷

is independently selected from the group consisting of halo, C₁₋₁₀alkyl, C₁₋₁₀haloalkyl, CN, NO₂, -OR^a, -NR^aR^b, -COR^a, -CO₂R^a, -CONR^aR^b, -NR^aCOR^b, -NR^aCO₂R^b, -S(O)_mR^a, -NR^aS(O)_mR^b, -SO₂NR^aR^b, a 4- to 7-membered heterocyclo group, aryl and a 5- to 10-membered heteroaryl group, wherein each of said heterocyclo groups, said aryl and heteroaryl groups are optionally substituted with from one to four substituents independently selected from halo, oxo, C₁₋₄alkyl, C₁₋₄haloalkyl, C₃₋₇ cycloalkyl, CN, NO₂, -OR^a, -NR^aR^b, -CO₂R^a, -CONR^aR^b, -NR^aCOR^b, -NR^aCO₂R^b, -S(O)_mR^a, -NR^aSO₂R^b, and -SO₂NR^aR^b and wherein the subscript m is an integer of from 0 to 2.

[0203] Yet another preferred compound of Formula II provides compounds wherein J, T, and U are all CH, and D is O, S, or NR⁸.

[0204] An even more preferred compound of Formula II provides compounds wherein J, T, and U are all CH, and D is O.

[0205] For compounds of Formula II when J, T, and U are all CH, and D is O, the R⁷ group is a member independently selected from the group consisting of halo, C₁₋₁₀alkyl, C₁₋₁₀ haloalkyl, CN, NO₂, -OR^a, -NR^aR^b, -COR^a, -CO₂R^a, -CONR^aR^b, -NR^aCOR^b, -NR^aCO₂R^b, -S(O)_mR^a, -NR^aS(O)_mR^b, -SO₂NR^aR^b, a 4- to 5-membered heterocyclo group, and a 5- to 6-membered heteroaryl group and wherein the subscript m is an integer of from 0 to 2. Preferred R⁷ groups are independently selected from the group consisting of halo, C₁₋₅alkyl, C₁₋₅haloalkyl, -SOR^a, -SO₂R^a, and 5-membered heteroaryl group. Even more preferred R⁷ groups are independently selected from the group consisting of fluoro, chloro, methyl, ethyl, -CF₃, -SO₂CH₃, imidazolyl, triazolyl, and tetrazolyl and wherein the subscript p is integer of from 1 to 2.

[0206] In Formula II, when J, T, and U are all CH, and D is O, preferred compounds are compounds wherein the R⁷ group is a member independently selected from the group consisting of halo, C₁₋₁₀alkyl, C₁₋₁₀haloalkyl, CN, NO₂, -OR^a, -NR^aR^b, -COR^a, -CO₂R^a, -CONR^aR^b, -NR^aCOR^b, -NR^aCO₂R^b, -S(O)_mR^a, -NR^aS(O)_mR^b, -SO₂NR^aR^b, a 4- to 5-membered heterocyclo group, and a 5- to 6-membered heteroaryl group and wherein the subscript m is an integer of from 0 to 2, and each R² is a member independently selected from the group consisting of halo, C₁₋₅alkyl, C₁₋₅haloalkyl, and the subscript q is an integer of from 0 to 2. Preferred R⁷ groups are independently selected from the group consisting of halo, C₁₋₅alkyl, C₁₋₅haloalkyl, -SOR^a, -SO₂R^a, and 5-membered heteroaryl group. Even more preferred R⁷ groups are independently selected from the group consisting of fluoro, chloro, methyl, ethyl, -CF₃, -SO₂C₁₋₃alkyl, imidazolyl, triazolyl, and tetrazolyl and wherein the subscript p is integer of from 1 to 2.

[0207] Another embodiment of the invention provides compounds of Formula II wherein when J, T, and U are ally CH, and D is O, the R⁷ group is a member as described above, and R¹ is selected from the group consisting of -X¹-COR^a, -X¹CO₂R^a, -X¹-CONR^aR^b, SO₂R^a, aryl, heteroaryl, substituted aryl and substituted heteroaryl. A Preferred R¹ group is selected from the group consisting of is aryl, heteroaryl, substituted aryl and substituted heteroaryl. Even more preferred are compounds wherein R¹ is selected from the group consisting of pyridyl, substituted pyridyl, pyrimidinyl, substituted pyrimidinyl, pyrazinyl, substituted pyrazinyl, pyridazinyl, substituted pyridazinyl, phenyl, substituted phenyl, imidazolyl, triazolyl, substituted triazolyl, substituted imidazolyl, oxazolyl, substituted oxazolyl, thiazolyl, substituted thiazolyl, oxadiazolyl, substituted oxadiazolyl, tetrazolyl, and substituted tetrazolyl. Yet even more preferred are compounds wherein R¹ is selected from the group consisting of pyrimidinyl, substituted pyrimidinyl, oxadiazolyl, substituted oxadiazolyl, and -X¹-CO₂R^a and wherein X¹ is a bond.

[0208] Additional preferred compounds of the invention are compounds wherein, J, T, and U are all CH; and D is O, X is S, Y is C, Z is N; R¹ is selected from the group consisting of pyrimidinyl, substituted pyrimidinyl, pyridyl, and substituted pyridyl, each R⁷ is independently selected from the group consisting of fluoro and tetrazolyl.

[0209] In one aspect, this invention provides medicaments for treating a disease or condition selected from the group consisting of Type I diabetes, Type II diabetes and metabolic syndrome. The medicaments comprise an effective amount of a compound of Formula I or Formula II.

[0210] Disclosed herein are methods of stimulating insulin production in a mamml comprising administering an effective amount of a compound of Formula I or Formula II to the mammal. In one instance the beta cell of the pancreas is stimulated to produce insulin.

[0211] Also disclosed are methods of stimulating glucose dependent insulin secretion or production in a mamml comprising administering an effective amount of a compound of Formula I or Formula II to the mammal. In one instance the beta cell of the pancreas is stimulated to secrete insulin.

[0212] Also disclosed is a method of lowering blood glucose in a mammal. The method comprises administering an effective amount of a compound of Formula I or Formula II to the mammal. The method further comprises steps to measure blood glucose levels before and after administration of a compound of the invention. Blood glucose levels are easily measured by numerous commercially available glucose monitoring devices that measure blood glucose from samples of blood or urine. Blood glucose can also be measured by commercially available glucometers that do not require blood or urine samples. Biological Example 5 provides methods of measuring glucose levels.

[0213] Also disclosed is a method of lowering blood triglycerides in a mammal. The method comprises administering an effective amount of a compound of Formula I or Formula II to the mammal. The method further comprises steps to measure blood triglycerides levels before and after administration of a compound of the invention. Blood triglyceride levels are easily measured by numerous commercially available devices that measure blood triglyceride levels from samples of blood. Biological Example 6 provides methods measuring triglyceride levels.

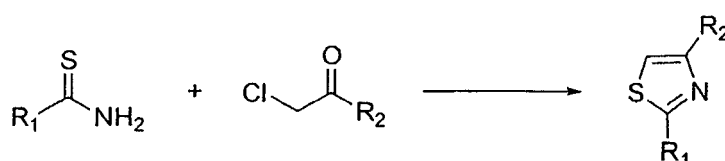
Preparation of Compounds of the Invention

[0214] The compounds of the present invention can be prepared in a number of ways familiar to one skilled in the art of organic synthesis. The synthetic route of compounds in the present invention is not limited to the methods outlined below or as provided in the Examples. Individual compounds may require manipulation of the conditions in order to accommodate various functional groups and may require appropriate use of protecting groups. Purification, if necessary, can be accomplished on a silica gel column eluted with the appropriate organic solvent system. Also, reverse phase HPLC or recrystallization may be employed.

[0215] Disclosed herein are methods of raising intracellular levels of cyclic AMP (cAMP) in a cell expressing GPR119. The method comprises exposing a cell that expresses GPR119 to a compound as described herein. Cyclic AMP levels are determined by the methods disclosed herein. Preferred cells that express GPR119 are pancreatic cells, islet cells, beta cells, intestinal endocrine cells, and L cells or K cells.

[0216] Selected thiazole compounds of the present invention can be prepared using methods generally outlined in Scheme 1.

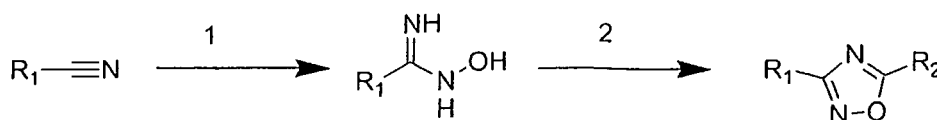
Scheme 1



[0217] According to Scheme 1, a thioamide can be condensed with a chloromethyl ketone to form a suitable thiazole intermediate. Manipulations of the R₁ and R₂ groups can be accomplished as provided in the Examples below.

[0218] Similarly, oxadiazole compounds disclosed herein can be prepared as generally shown in Scheme 2.

Scheme 2



[0219] Here, treatment of a suitable nitrile with NH₂OH·HCl in the presence of K₂CO₃ (step 1) provides the N-hydroxy amidine, which can be converted to an oxadiazole compounds using, for example, R₂COOH, isobutylchloroformate, and triethylamine. As above, further manipulation of R₁ and R₂ can be carried out as provided in the Examples below.

Compositions and Methods of Treatment

[0220] In accordance with the present invention, a therapeutically effective amount of a compound of Formula II can be used for the preparation of a pharmaceutical composition useful for treating Type II diabetes. In addition, a therapeutically effective amount of a compound of Formula II can be used for the preparation of a pharmaceutical composition useful for treating other indications that include diabetes as a component, such metabolic syndrome, as well as indications that can be improved as a result of increased insulin production (such as the early stages of Type I diabetes).

[0221] The compositions of the invention can include compounds of Formula II, pharmaceutically acceptable salts thereof, or esters thereof, as defined in the claims. In general, the compound is mixed with suitable carriers or excipient(s) in a therapeutically effective amount. By a "therapeutically effective dose", "therapeutically effective amount", or, interchangeably, "pharmacologically acceptable dose" or "pharmacologically acceptable amount", it is meant that a sufficient amount of the compound of the present invention and a pharmaceutically acceptable carrier, will be present in order to achieve a desired result, e.g., alleviating a symptom or complication of Type II diabetes.

[0222] The compounds of Formula II that are used in the medicaments of the present invention can be incorporated into a variety of formulations for therapeutic administration. More particularly, the compounds of Formula II can be formulated into pharmaceutical compositions by combination with appropriate, pharmaceutically acceptable carriers or diluents, and can be formulated into preparations in solid, semi-solid, liquid or gaseous forms, such as tablets, capsules, pills, powders, granules, dragees, gels, slurries, ointments, solutions, suppositories, injections, inhalants and aerosols.

As such, administration of the compounds can be achieved in various ways, including oral, buccal, rectal, parenteral, intraperitoneal, intradermal, transdermal, and/or intratracheal administration. Moreover, the compound can be administered in a local rather than systemic manner, in a depot or sustained release formulation. In addition, the compounds can be administered in a liposome.

5 [0223] The compounds of Formula I and Formula II can be formulated with common excipients, diluents or carriers, and compressed into tablets, or formulated as elixirs or solutions for convenient oral administration, or administered by the intramuscular or intravenous routes. The compounds can be administered transdermally, and can be formulated as sustained release dosage forms and the like. Compounds of Formula I or Formula II can be administered alone, in combination with each other, or they can be used in combination with other known compounds (see *Combination Therapy* below).

10 [0224] Suitable formulations for use in the present invention are found in Remington's Pharmaceutical Sciences (Mack Publishing Company (1985) Philadelphia, PA, 17th ed.), which is incorporated herein by reference. Moreover, for a brief review of methods for drug delivery, see, Langer, Science (1990) 249:1527-1533, which is incorporated herein by reference. The pharmaceutical compositions described herein can be manufactured in a manner that is known to those of skill in the art, i.e., by means of conventional mixing, dissolving, granulating, dragee-making, levigating, emulsifying, encapsulating, entrapping or lyophilizing processes. The following methods and excipients are merely exemplary and are in no way limiting.

15 [0225] For injection, the compounds can be formulated into preparations by dissolving, suspending or emulsifying them in an aqueous or nonaqueous solvent, such as vegetable or other similar oils, synthetic aliphatic acid glycerides, esters of higher aliphatic acids or propylene glycol; and if desired, with conventional additives such as solubilizers, isotonic agents, suspending agents, emulsifying agents, stabilizers and preservatives. Preferably, the compounds of the present invention can be formulated in aqueous solutions, preferably in physiologically compatible buffers such as Hanks's solution, Ringer's solution, or physiological saline buffer. For transmucosal administration, penetrants appropriate to the barrier to be permeated are used in the formulation. Such penetrants are generally known in the art.

20 [0226] For oral administration, the compounds of Formula I or Formula II can be formulated readily by combining with pharmaceutically acceptable carriers that are well known in the art. Such carriers enable the compounds to be formulated as tablets, pills, dragees, capsules, emulsions, lipophilic and hydrophilic suspensions, liquids, gels, syrups, slurries, suspensions and the like, for oral ingestion by a patient to be treated. Pharmaceutical preparations for oral use can be obtained by mixing the compounds with a solid excipient, optionally grinding a resulting mixture, and processing the mixture of granules, after adding suitable auxiliaries, if desired, to obtain tablets or dragee cores. Suitable excipients are, in particular, fillers such as sugars, including lactose, sucrose, mannitol, or sorbitol; cellulose preparations such as, for example, maize starch, wheat starch, rice starch, potato starch, gelatin, gum tragacanth, methyl cellulose, hydroxypropylmethyl-cellulose, sodium carboxymethylcellulose, and/or polyvinylpyrrolidone. If desired, disintegrating agents can be added, such as the cross-linked polyvinyl pyrrolidone, agar, or alginic acid or a salt thereof such as sodium alginate.

25 [0227] Dragee cores are provided with suitable coatings. For this purpose, concentrated sugar solutions can be used, which can optionally contain gum arabic, talc, polyvinyl pyrrolidone, carbopol gel, polyethylene glycol, and/or titanium dioxide, lacquer solutions, and suitable organic solvents or solvent mixtures. Dye-stuffs or pigments can be added to the tablets or dragee coatings for identification or to characterize different combinations of active compound doses.

30 [0228] Pharmaceutical preparations that can be used orally include push-fit capsules made of gelatin, as well as soft, sealed capsules made of gelatin and a plasticizer, such as glycerol or sorbitol. The push-fit capsules can contain the active ingredients in admixture with filler such as lactose, binders such as starches, and/or lubricants such as talc or magnesium stearate and, optionally, stabilizers. In soft capsules, the active compounds can be dissolved or suspended in suitable liquids, such as fatty oils, liquid paraffin, or liquid polyethylene glycols. In addition, stabilizers can be added. All formulations for oral administration should be in dosages suitable for such administration.

35 [0229] For buccal administration, the compositions can take the form of tablets or lozenges formulated in conventional manner.

40 [0230] For administration by inhalation, the compounds for use according to the present invention are conveniently delivered in the form of an aerosol spray presentation from pressurized packs or a nebulizer, with the use of a suitable propellant, e.g., dichlorodifluoromethane, trichlorofluoromethane, dichlorotetrafluoroethane, carbon dioxide or other suitable gas, or from propellant-free, dry-powder inhalers. In the case of a pressurized aerosol the dosage unit can be determined by providing a valve to deliver a metered amount. Capsules and cartridges of, e.g., gelatin for use in an inhaler or insufflator can be formulated containing a powder mix of the compound and a suitable powder base such as lactose or starch.

45 [0231] The compounds can be formulated for parenteral administration by injection, e.g., by bolus injection or continuous infusion. Formulations for injection can be presented in unit dosage form, e.g., in ampules or in multidose containers, with an added preservative. The compositions can take such forms as suspensions, solutions or emulsions in oily or aqueous vehicles, and can contain formulator agents such as suspending, stabilizing and/or dispersing agents.

50 [0232] Pharmaceutical formulations for parenteral administration include aqueous solutions of the active compounds

in water-soluble form. Additionally, suspensions of the active compounds can be prepared as appropriate oily injection suspensions. Suitable lipophilic solvents or vehicles include fatty oils such as sesame oil, or synthetic fatty acid esters, such as ethyl oleate or triglycerides, or liposomes. Aqueous injection suspensions can contain substances that increase the viscosity of the suspension, such as sodium carboxymethyl cellulose, sorbitol, or dextran. Optionally, the suspension can also contain suitable stabilizers or agents that increase the solubility of the compounds to allow for the preparation of highly concentrated solutions. Alternatively, the active ingredient can be in powder form for constitution with a suitable vehicle, e.g., sterile pyrogen-free water, before use.

[0233] The compounds can also be formulated in rectal compositions such as suppositories or retention enemas, e.g., containing conventional suppository bases such as cocoa butter, carbowaxes, polyethylene glycols or other glycerides, all of which melt at body temperature, yet are solidified at room temperature.

[0234] In addition to the formulations described previously, the compounds can also be formulated as a depot preparation. Such long acting formulations can be administered by implantation (for example subcutaneously or intramuscularly) or by intramuscular injection. Thus, for example, the compounds can be formulated with suitable polymeric or hydrophobic materials (for example as an emulsion in an acceptable oil) or ion exchange resins, or as sparingly soluble derivatives, for example, as a sparingly soluble salt.

[0235] Alternatively, other delivery systems for hydrophobic pharmaceutical compounds can be employed. Liposomes and emulsions are well known examples of delivery vehicles or carriers for hydrophobic drugs. In a presently preferred embodiment, long-circulating, i.e., stealth liposomes can be employed. Such liposomes are generally described in Woodle, et al., U.S. Patent No. 5,013,556. The compounds of the present invention can also be administered by controlled release means and/or delivery devices such as those described in U.S. Patent Nos. 3,845,770; 3,916,899; 3,536,809; 3,598,123; and 4,008,719.

[0236] Certain organic solvents such as dimethylsulfoxide ("DMSO") also can be employed, although usually at the cost of greater toxicity. Additionally, the compounds can be delivered using a sustained-release system, such as semipermeable matrices of solid hydrophobic polymers containing the therapeutic agent. Various types of sustained-release materials have been established and are well known by those skilled in the art. Sustained-release capsules can, depending on their chemical nature, release the compounds for a few hours up to over 100 days.

[0237] The pharmaceutical compositions also can comprise suitable solid or gel phase carriers or excipients. Examples of such carriers or excipients include but are not limited to calcium carbonate, calcium phosphate, various sugars, starches, cellulose derivatives, gelatin, and polymers such as polyethylene glycols.

[0238] Pharmaceutical compositions suitable for use in the present invention include compositions wherein the active ingredients are contained in a therapeutically effective amount. The amount of composition administered will, of course, be dependent on the subject being treated, on the subject's weight, the severity of the affliction, the manner of administration and the judgment of the prescribing physician. Determination of an effective amount is well within the capability of those skilled in the art, especially in light of the detailed disclosure provided herein.

[0239] For any compound used in the method of the present invention, a therapeutically effective dose can be estimated initially from cell culture assays, animal models, or microdosing of human subjects.

[0240] Moreover, toxicity and therapeutic efficacy of the compounds described herein can be determined by standard pharmaceutical procedures in cell cultures or experimental animals, e.g., by determining the LD₅₀, (the dose lethal to 50% of the population) and the ED₅₀ (the dose therapeutically effective in 50% of the population). The dose ratio between toxic and therapeutic effect is the therapeutic index and can be expressed as the ratio between LD₅₀ and ED₅₀. Compounds that exhibit high therapeutic indices are preferred. The data obtained from these cell culture assays and animal studies can be used in formulating a dosage range that is not toxic for use in human. The dosage of such compounds lies preferably within a range of circulating concentrations that include the ED₅₀ with little or no toxicity. The dosage can vary within this range depending upon the dosage form employed and the route of administration utilized. The exact formulation, route of administration and dosage can be chosen by the individual physician in view of the patient's condition. (See, e.g., Fingl, et al., 1975 In: The Pharmacological Basis of Therapeutics, Ch. 1).

[0241] The amount of active compound that can be combined with a carrier material to produce a single dosage form will vary depending upon the disease treated, the mammalian species, and the particular mode of administration. However, as a general guide, suitable unit doses for the compounds of the present invention can, for example, preferably contain between 0.1 mg to about 1000 mg of the active compound. A preferred unit dose is between 1 mg to about 100 mg. A more preferred unit dose is between 1 mg to about 20 mg. Such unit doses can be administered more than once a day, for example 2, 3, 4, 5 or 6 times a day, but preferably 1 or 2 times per day, so that the total dosage for a 70 kg adult is in the range of 0.001 to about 15 mg per kg weight of subject per administration. A preferred dosage is 0.01 to about 1.5 mg per kg weight of subject per administration, and such therapy can extend for a number of weeks or months, and in some cases, years. It will be understood, however, that the specific dose level for any particular patient will depend on a variety of factors including the activity of the specific compound employed; the age, body weight, general health, sex and diet of the individual being treated; the time and route of administration; the rate of excretion; other drugs that have previously been administered; and the severity of the particular disease undergoing therapy, as is well understood

by those of skill in the area.

[0242] A typical dosage can be one 1 mg to about 20 mg tablet taken once a day, or, multiple times per day, or one time-release capsule or tablet taken once a day and containing a proportionally higher content of active ingredient. The time-release effect can be obtained by capsule materials that dissolve at different pH values, by capsules that release slowly by osmotic pressure, or by any other known means of controlled release.

[0243] It can be necessary to use dosages outside these ranges in some cases as will be apparent to those skilled in the art. Further, it is noted that the clinician or treating physician will know how and when to interrupt, adjust, or terminate therapy in conjunction with individual patient response.

Combination Therapy

[0244] As noted above, the compounds of the present invention will, in some instances, be used in combination with other therapeutic agents to bring about a desired effect. Selection of additional agents will, in large part, depend on the desired target therapy (see, e.g., Turner N, et al., *Prog. Drug Res.* (1998) 51:33-94; Haffner S, *Diabetes Care* (1998) 21:160-178; and DeFronzo R, et al. (eds.), *Diabetes Reviews* (1997) Vol. 5 No. 4). A number of studies have investigated the benefits of combination therapies with oral agents (see, e.g., Mahler R, *J. Clin. Endocrinol. Metab.* (1999) 84:1165-71; United Kingdom Prospective Diabetes Study Group: UKPDS 28, *Diabetes Care* (1998) 21:87-92; Bardin CW (ed.), *Current Therapy in Endocrinology and Metabolism*, 6th Edition (Mosby-Year Book, Inc., St. Louis, MO 1997); Chiasson J, et al., *Ann. Intern. Med.* (1994) 121:928-935; Coniff R, et al., *Clin. Ther.* (1997) 19:16-26; Coniff R, et al., *Am. J. Med.* (1995) 98:443-451; and Iwamoto Y, et al., *Diabet. Med.* (1996) 13 365-370; Kwiterovich P, *Am. J. Cardiol* (1998) 82 (12A):3U-17U). These studies indicate that diabetes modulation can be further improved by the addition of a second agent to the therapeutic regimen. Combination therapy includes administration of a single pharmaceutical dosage formulation that contains a compound having the general structure of Formula I or Formula II and one or more additional active agents, as well as administration of a compound of Formula I or Formula II and each active agent in its own separate pharmaceutical dosage formulation. For example, a compound of Formula I or Formula II and a DPP-IV inhibitor can be administered to the human subject together in a single oral dosage composition, such as a tablet or capsule, or each agent can be administered in separate oral dosage formulations. Where separate dosage formulations are used, a compound of Formula I or Formula II and one or more additional active agents can be administered at essentially the same time (*i.e.*, concurrently), or at separately staggered times (*i.e.*, sequentially). Combination therapy is understood to include all these regimens.

[0245] An example of combination therapy can be seen in modulating (preventing the onset of the symptoms or complications associated with) diabetes (or treating, preventing or reducing the risk of developing, diabetes and its related symptoms, complications, and disorders), wherein the compounds of Formula I or Formula II can be effectively used in combination with, for example, biguanides (such as metformin); thiazolidinediones (such as ciglitazone, pioglitazone, troglitazone, and rosiglitazone); dipeptidyl-peptidase-4 ("DPP-IV") inhibitors (such as vildagliptin and sitagliptin); glucagonlike peptide-1 ("GLP-1") receptor agonists (such as exanatide) (or GLP-1 mimetics); PPAR gamma agonists or partial agonists; dual PPAR alpha, PPAR gamma agonists or partial agonists; dual PPAR delta, PPAR gamma agonists or partial agonists; pan PPAR agonists or partial agonists; dehydroepiandrosterone (also referred to as DHEA or its conjugated sulphate ester, DHEA-SO₄); antigluco-corticoids; TNF α inhibitors; α -glucosidase inhibitors (such as acarbose, miglitol, and voglibose); sulfonylureas (such as chlorpropamide, tolbutamide, acetohexamide, tolazamide, glyburide, gliclazide, glynase, glimepiride, and glipizide); pramlintide (a synthetic analog of the human hormone amylin); other insulin secretagogues (such as repaglinide, gliquidone, and nateglinide); insulin (or insulin mimetics); glucagon receptor antagonists; gastric inhibitory peptide ("GIP"); or GIP mimetics; as well as the active agents discussed below for treating obesity, hyperlipidemia, atherosclerosis and/or metabolic syndrome.

[0246] Another example of combination therapy can be seen in treating obesity or obesity-related disorders, wherein the compounds of Formula I or Formula II can be effectively used in combination with, for example, phenylpropanolamine, phenteramine; diethylpropion; mazindol; fenfluramine; dexfenfluramine; phentiramine, β -3 adrenoceptor agonist agents; sibutramine; gastrointestinal lipase inhibitors (such as orlistat); and leptins. Other agents used in treating obesity or obesity-related disorders wherein the compounds of Formula I or Formula II can be effectively used in combination with, for example, cannabinoid-1 ("CB-1") receptor antagonists (such as rimonabant); PPAR delta agonists or partial agonists; dual PPAR alpha, PPAR delta agonists or partial agonists; dual PPAR delta, PPAR gamma agonists or partial agonists; pan PPAR agonists or partial agonists; neuropeptide Y; enterostatin; cholecystokinin; bombesin; amylin; histamine H₃ receptors; dopamine D₂ receptors; melanocyte stimulating hormone; corticotrophin releasing factor; galanin; and gamma amino butyric acid (GABA).

[0247] Still another example of combination therapy can be seen in modulating hyperlipidemia (treating hyperlipidemia and its related complications), wherein the compounds of Formula I or Formula II can be effectively used in combination with, for example, statins (such as atorvastatin, fluvastatin, lovastatin, pravastatin, and simvastatin), CETP inhibitors (such as torcetrapib); a cholesterol absorption inhibitor (such as ezetimibe); PPAR alpha agonists or partial agonists;

PPAR delta agonists or partial agonists; dual PPAR alpha, PPAR delta agonists or partial agonists; dual PPAR alpha, PPAR gamma agonists or partial agonists; dual PPAR delta, PPAR gamma agonists or partial agonists; pan PPAR agonists or partial agonists; fenofibric acid derivatives (such as gemfibrozil, clofibrate, fenofibrate, and bezafibrate); bile acid-binding resins (such as colestipol or cholestyramine); nicotinic acid; probucol; betacarotene; vitamin E; or vitamin C.

5 **[0248]** A further example of combination therapy can be seen in modulating atherosclerosis, wherein a compound of Formula I or Formula II is administered in combination with one or more of the following active agents: an antihyperlipidemic agent; a plasma HDL-raising agent; an antihypercholesterolemic agent, such as a cholesterol biosynthesis inhibitor, *e.g.*, an hydroxymethylglutaryl (HMG) CoA reductase inhibitor (also referred to as statins, such as lovastatin, simvastatin, pravastatin, fluvastatin, and atorvastatin); an HMG-CoA synthase inhibitor; a squalene epoxidase inhibitor; 10 or a squalene synthetase inhibitor (also known as squalene synthase inhibitor); an acyl-coenzyme A cholesterol acyltransferase (ACAT) inhibitor, such as melinamide; probucol; nicotinic acid and the salts thereof and niacinamide; a cholesterol absorption inhibitor, such as β -sitosterol; a bile acid sequestrant anion exchange resin, such as cholestyramine, colestipol or dialkylaminoalkyl derivatives of a cross-linked dextran; an LDL receptor inducer; fibrates, such as clofibrate, bezafibrate, fenofibrate, and gemfibrozil; vitamin B₆ (also known as pyridoxine) and the pharmaceutically acceptable salts thereof, such as the HCl salt; vitamin B₁₂ (also known as cyanocobalamin); vitamin B₃ (also known as 15 nicotinic acid and niacinamide); anti-oxidant vitamins, such as vitamin C and E and beta carotene; a beta-blocker; an angiotensin II antagonist; an angiotensin converting enzyme inhibitor; PPAR alpha agonists or partial agonists; PPAR delta agonists or partial agonists; PPAR gamma agonists or partial agonists; dual PPAR alpha, PPAR delta agonists or partial agonists; dual PPAR alpha, PPAR gamma agonists or partial agonists; dual PPAR delta, PPAR gamma agonists or partial agonists; pan PPAR agonists or partial agonists; and a platelet aggregation inhibitor, such as fibrinogen receptor antagonists (*i.e.*, glycoprotein IIb/IIIa fibrinogen receptor antagonists) and aspirin. As noted above, the compounds of Formula I or Formula II can be administered in combination with more than one additional active agent, for example, a combination of a compound of Formula I or Formula II with an HMG-CoA reductase inhibitor (*e.g.*, atorvastatin, fluvastatin, lovastatin, pravastatin, and simvastatin) and aspirin, or a compound of Formula I or Formula II with an HMG-CoA 20 reductase inhibitor and a β blocker.

[0249] Additionally, an effective amount of a compound of Formula I or Formula II and a therapeutically effective amount of one or more active agents selected from the group consisting of: an antihyperlipidemic agent; a plasma HDL-raising agent; an antihypercholesterolemic agent, such as a cholesterol biosynthesis inhibitor, for example, an HMG-CoA reductase inhibitor; an HMG-CoA synthase inhibitor; a squalene epoxidase inhibitor, or a squalene synthetase 30 inhibitor (also known as squalene synthase inhibitor); an acyl-coenzyme A cholesterol acyltransferase inhibitor; probucol; nicotinic acid and the salts thereof; CETP inhibitors such as torcetrapib; a cholesterol absorption inhibitor such as ezetimibe; PPAR alpha agonists or partial agonists; PPAR delta agonists or partial agonists; dual PPAR alpha, PPAR delta agonists or partial agonists; dual PPAR alpha, PPAR gamma agonists or partial agonists; dual PPAR delta, PPAR gamma agonists or partial agonists; pan PPAR agonists or partial agonists; niacinamide; a cholesterol absorption inhibitor; 35 a bile acid sequestrant anion exchange resin; a LDL receptor inducer; clofibrate, fenofibrate, and gemfibrozil; vitamin B₆ and the pharmaceutically acceptable salts thereof; vitamin B₁₂; an anti-oxidant vitamin; a β -blocker; an angiotensin II antagonist; an angiotensin converting enzyme inhibitor; a platelet aggregation inhibitor; a fibrinogen receptor antagonist; aspirin; phentiramines, β -3 adrenergic receptor agonists; sulfonyleureas, biguanides, α -glucosidase inhibitors, other insulin secretagogues, and insulin can be used together for the preparation of a pharmaceutical composition useful for 40 the above-described treatments.

[0250] An additional example of combination therapy can be seen in modulating metabolic syndrome (or treating metabolic syndrome and its related symptoms, complications and disorders), wherein the compounds of Formula I or Formula II can be effectively used in combination with, for example, the active agents discussed above for modulating or treating diabetes, obesity, hyperlipidemia, atherosclerosis, and/or their respective related symptoms, complications 45 and disorders.

[0251] In a further embodiment, a compound of the present invention can be administered in combination with halofenic acid, an ester of halofenic acid, or another prodrug of halofenic acid, preferably with (-)-(4-chlorophenyl)-(3-trifluoromethylphenoxy)-acetic acid 2-acetylaminoethyl ester (metaglidasen).

50 *Methods of Diagnosis and/or Imaging*

[0252] Compounds of the present invention are also useful in methods of diagnosis and/or imaging. Many direct methods are available to evaluate an agent's biodistribution in the body such as magnetic resonance imaging ("MRI"), positron emission tomography ("PET"), and single photon emission computed tomography ("SPECT"). Each of these 55 methods can detect the distribution of a compound within the body if that compound contains an atom with the appropriate nuclear properties. MRI detects paramagnetic nuclei; PET and SPECT detect the emission of particles from the decay of radionuclei.

[0253] Most therapeutic agents are not able to be detected by these techniques without modification. Thus, for PET

it is necessary to incorporate an appropriate positron-emitting radionuclide. There are relatively few positron-emitting isotopes that are suitable for labeling a therapeutic agent. The carbon isotope, ^{11}C , has been used for PET, but has a short half-life of 20.5 minutes. Accordingly, the facilities for synthesis and use are typically near to a cyclotron where the precursor ^{11}C starting material is generated. Other isotopes have even shorter half-lives. ^{13}N has a half-life of 10 minutes and ^{15}O has an even shorter half-life of 2 minutes. The emissions of both are more energetic, however, than those of ^{11}C and PET studies have been carried out with these isotopes (see, Clinical Positron Emission Tomography, Mosby Year Book, 1992, KF Hubner, et al., Chapter 2). Another useful isotope, ^{18}F , has a half-life of 110 minutes. This allows sufficient time for incorporation into a radiolabeled tracer, for purification and for administration into a human or animal subject. ^{18}F labeled compounds have been used in studies of glucose metabolism and localization of glucose uptake associated with brain activity. For example, ^{18}F -L-fluorodopa and other dopamine receptor analogs have also been used in mapping dopamine receptor distribution.

[0254] SPECT imaging employs isotope tracers that emit high energy photons (γ -emitters). The range of useful isotopes is greater than for PET, but SPECT provides lower three-dimensional resolution. Nevertheless, SPECT is widely used to obtain clinically significant information about analog binding, localization and clearance rates. A useful isotope for SPECT imaging is ^{123}I , a γ -emitter with a 13.3 hour half life. Compounds labeled with ^{123}I can be shipped up to about 1000 miles from the manufacturing site, or the isotope itself can be transported for on-site synthesis. Eighty-five percent of the isotope's emissions are 159 KeV photons, which are readily measured by SPECT instrumentation currently in use. Other halogen isotopes can serve for PET or SPECT imaging, or for conventional tracer labeling. These include ^{75}Br , ^{76}Br , ^{77}Br , and ^{82}Br as having usable half-lives and emission characteristics. In general, the chemical means exist to substitute any halogen moiety for the described isotopes. Therefore, the biochemical or physiological activities of any halogenated homolog of the described compounds are now available for use by those skilled in the art, including stable isotope halogen homologs.

[0255] In the context of the present disclosure, methods are provided for diagnosing a disease or condition selected from Type I diabetes and Type II diabetes, the method comprising

(a) administering to a subject having, or at risk for, such a disease or condition an imaging amount of a compound of the invention, wherein the compound is isotopically labeled; and

(b) imaging the subject to determine the number, mass or volume of pancreatic beta cells or islet endocrine cells; or to assess the function of pancreatic beta cells or islet endocrine cells.

[0256] Preferably, the compound is labeled with ^{11}C or ^{14}C . Also preferred, the imaging is conducted via PET or SPECT.

Kits

[0257] In addition, the present disclosure provides for kits with unit doses of the compounds of Formula I or Formula II, either in oral or injectable doses. In addition to the containers containing the unit doses will be an informational package insert describing the use and attendant benefits of the drugs in treating Type II diabetes, obesity, hyperlipidemia, atherosclerosis and metabolic syndrome, and/or their respective related symptoms, complications and disorders. Preferred compounds and unit doses are those described herein above.

[0258] For the compositions, methods and kits provided above, one of skill in the art will understand that preferred compounds for use in each are those compounds that are noted as preferred above. Still further preferred compounds for the compositions, methods and kits are those compounds provided in the non-limiting Examples below.

EXAMPLES

Experimental Section

[0259] General Methods: All operations involving moisture and/or oxygen sensitive materials were conducted under an atmosphere of dry nitrogen in pre-dried glassware. Unless noted otherwise, materials were obtained from commercially available sources and used without further purification.

[0260] Flash chromatography was performed on E. Merck silica gel 60 (240-400 mesh) according to the protocol of Still, Kahn, and Mitra (J. Org. Chem. (1978) 43, 2923). Thin layer chromatography was performed using precoated plates purchased from E. Merck (silica gel 60 PF₂₅₄, 0.25 mm) and spots were visualized with ultraviolet light followed by an appropriate staining reagent.

[0261] Nuclear magnetic resonance ("NMR") spectra were recorded on a Varian Inova-400 resonance spectrometer. ^1H NMR chemical shifts are given in parts per million (δ) downfield from tetramethylsilane ("TMS") using

EP 2 111 107 B1

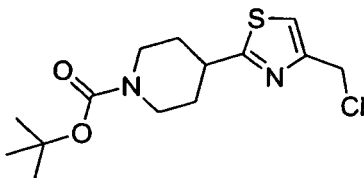
TMS or the residual solvent signal ($\text{CHCl}_3 = \delta 7.24$, $\text{DMSO} = \delta 2.50$) as internal standard. ^1H NMR information is tabulated in the following format: number of protons, multiplicity (s, singlet; d, doublet; t, triplet; q, quartet; m, multiplet), coupling constant(s) (J) in Hertz, and, in selected cases, position assignment. The prefix app is occasionally applied in cases where the true signal multiplicity was unresolved and br indicates the signal in question was broadened.

5

Preparation of Intermediate 1: 4-(4-Chloromethyl-thiazol-2-yl)-piperidine-1-carboxylic acid *tert*-butyl ester

[0262]

10



15

[0263] To a solution of 4-thiocarbamoyl-piperidine-1-carboxylic acid *tert*-butyl ester (4.9 g, 20 mmol) in acetone (80 mL) was added 1,3-dichloroacetone (3.3 g, 26 mmol), MgSO_4 (3.6 g, 30 mmol) and MgCO_3 (1.68 g, 20 mmol). The mixture was heated under reflux overnight, cooled and filtered through celite. The solvent was removed *in vacuo* and the residue was redissolved with EtOAc (150 mL). The resulting solution was washed successively with 5% NaHSO_3 , saturated NaHCO_3 , and brine. After drying (Na_2SO_4), the solvent was removed to afford the desired product. ^1H NMR (CDCl_3): δ 7.20 (1H, s), 4.67 (2H, s), 4.20 (2H, br), 3.16 (1H, m), 2.87 (2H, m), 2.09 (2H, m), 1.72 (2H, m), 1.47 (9H, s).

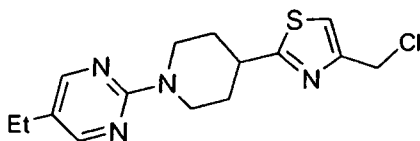
20

Preparation of Intermediate 2: 2-[4-(4-Chloromethyl-thiazol-2-yl)-piperidin-1-yl]-5-ethyl-pyrimidine

25

[0264]

30



[0265] Intermediate 2 was prepared in a manner analogous to **Intermediate 1** above.

35

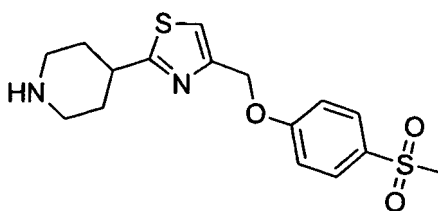
[0266] ^1H NMR ($\text{DMSO}-d_6$): δ 8.45 (2H, d), 7.62 (1H, s), 4.79 (2H, s), 4.61 (2H, m), 3.41 (1H, m), 3.24 (2H, m), 2.52 (2H, q), 2.15 (2H, m), 1.66 (2H, m), 1.17 (3H, m).

Preparation of Intermediate 3: 4-[4-(4-Methanesulfonyl-phenoxy)methyl]-thiazol-2-yl]-piperidine

40

[0267]

45

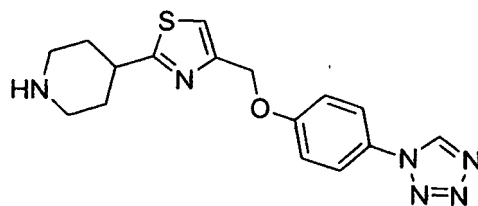


[0268] A solution of 4-[4-(4-methanesulfonyl-phenoxy)methyl]-thiazol-2-yl]-piperidine-1-carboxylic acid *tert*-butyl ester (615 mg, 1.36 mmol) in methanol (10 mL) was treated with 10 mL of 4N HCl in dioxane. The resulting solution was stirred at room temperature for 30 minutes. Then all the solvents were removed *in vacuo* to afford the desired product as a HCl * salt.

55

Preparation of Intermediate 4: 4-[4-(4-Tetrazol-1-yl-phenoxy)methyl]-thiazol-2-yl]-piperidine

[0269]

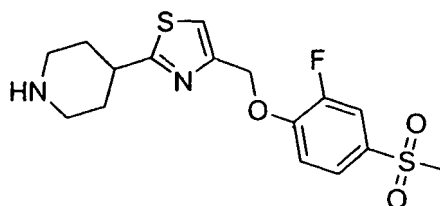


10 **[0270]** **Intermediate 4** was prepared in a manner analogous to **Intermediate 3** above.

$^1\text{H NMR}$ ($\text{DMSO-}d_6$): δ 9.98 (1H, s), 7.82 (2H, m), 7.63 (1H, s), 7.28 (2H, m), 5.19 (2H, s), 3.01 (3H, m), 2.54 (3H, m), 1.92 (2H, m), 1.54 (2H, m).

Preparation of Intermediate 5: 4-[4-(2-Fluoro-4-methanesulfonyl-phenoxy)methyl]-thiazol-2-yl]-piperidine

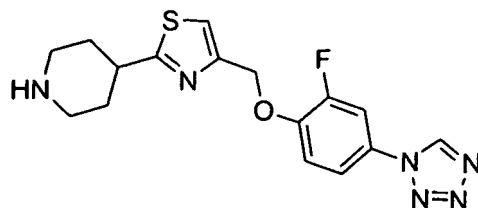
15 **[0271]**



25 **[0272]** **Intermediate 5** was prepared in a manner analogous to **Intermediate 3** above.

Preparation of Intermediate 6: 4-[4-(2-Fluoro-4-tetrazol-1-yl-phenoxy)methyl]-thiazol-2-yl]-piperidine

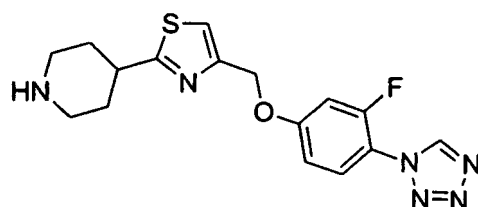
30 **[0273]**



40 **[0274]** **Intermediate 6** was prepared in a manner analogous to **Intermediate 3** above.

Preparation of Intermediate 7: 4-[4-(3-Fluoro-4-tetrazol-1-yl-phenoxy)methyl]-thiazol-2-yl]-piperidine

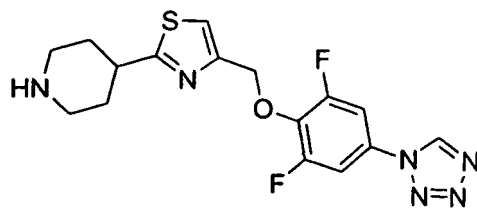
45 **[0275]**



[0276] **Intermediate 7** was prepared in a manner analogous to **Intermediate 3** above.

55 **Preparation of Intermediate 8: 4-[4-(2,6-Difluoro-4-tetrazol-1-yl-phenoxy)methyl]-thiazol-2-yl]-piperidine**

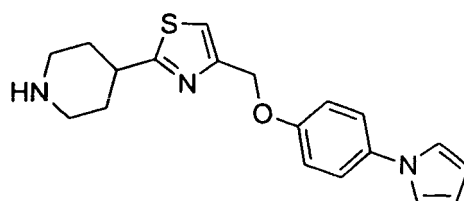
[0277]



10 [0278] Intermediate 8 was prepared in a manner analogous to Intermediate 3 above.

Preparation of Intermediate 9: 4-[4-(4-pyrrol-1-yl-phenoxy)-thiazol-2-yl]-piperidine

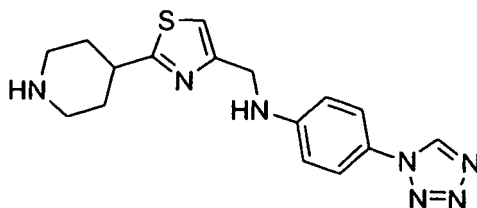
15 [0279]



25 [0280] Intermediate 9 was prepared in a manner analogous to Intermediate 3 above.

Preparation of Intermediate 10: (2-piperidin-4-yl-thiazol-4-ylmethyl)-(4-tetrazol-1-yl-phenyl)-amine

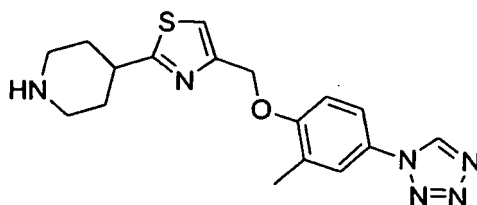
30 [0281]



40 [0282] Intermediate 10 was prepared in a manner analogous to Intermediate 3 above.

Preparation of Intermediate 11: 4-[4-(2-methyl-4-tetrazol-1-yl-phenoxy)-thiazol-2-yl]-piperidine

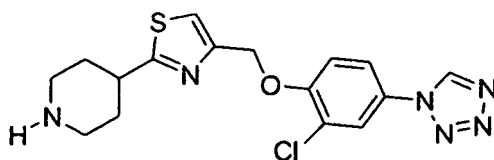
45 [0283]



55 [0284] Intermediate 11 was prepared in a manner analogous to Intermediate 3 above.

Preparation of Intermediate 12: 4-[4-(2-isopropyl-5-methyl-4-tetrazol-1-yl-phenoxy)-thiazol-2-yl]-piperidine

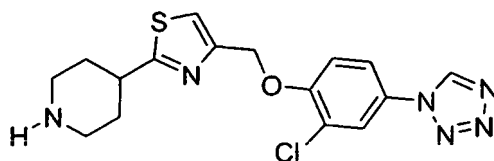
[0285]



[0286] Intermediate 12 was prepared in a manner analogous to Intermediate 3 above.

10 Preparation of Intermediate 13: 4-[4-(2-Chloro-4-tetrazol-1-yl-phenoxy)methyl]-thiazol-2-yl]-piperidine

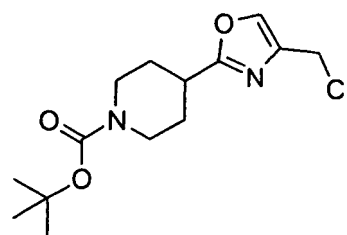
[0287]



20 [0288] Intermediate 13 was prepared in a manner analogous to Intermediate 3 above.

Preparation of Intermediate 14: 4-(4-Chloromethyl-oxazol-2-yl)-piperidine-1-carboxylic acid tert-butyl ester

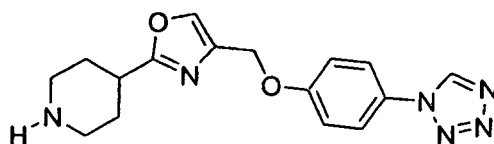
25 [0289]



35 [0290] A mixture of 4-(4-Hydroxymethyl-oxazol-2-yl)-piperidine-1-carboxylic acid tert-butyl ester (800 mg, 2.84 mmol) (obtained by the reduction of 4-(4-Ethoxycarbonyl-oxazol-2-yl)-piperidine-1-carboxylic acid tert-butyl ester which was synthesized according to U.S. Patent Publication No. 2006/0135501 A1), TsCl (812 mg, 4.26 mmol) and triethylamine (1 mL, 7.52 mg, 7.44 mmol) in dichloromethane (20 mL) was stirred at room temperature for 5 hours. The resulting solution was washed successively with 5% NaHSO₃, saturated NaHCO₃, and brine. After drying (Na₂SO₄), the solvent was removed to afford the desired product. ¹H NMR (CDCl₃): δ 7.53 (s, 1H), 4.40 (s, 2H), 4.06 (m, 2H), 2.89 (m, 3H), 1.98 (m, 2H), 1.74 (m, 2H), 1.41 (s, 9H).

45 Preparation of Intermediate 15: 4-[4-(4-Tetrazol-1-yl-phenoxy)methyl]-oxazol-2-yl]-piperidine

[0291]

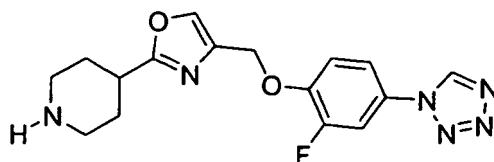


55 [0292] Intermediate 15 was prepared in a manner analogous to Intermediate 3 above.

Preparation of Intermediate 16: 4-[4-(2-Fluoro-4-tetrazol-1-yl-phenoxy)methyl]-oxazol-2-yl]-piperidine

[0293]

5



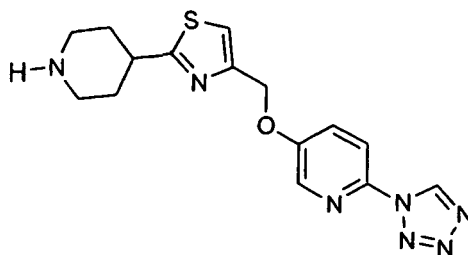
[0294] Intermediate 16 was prepared in a manner analogous to Intermediate 3 above.

10

Preparation of Intermediate 17: 5-(2-(4-piperidin-4-ylthiazol-4-ylmethoxy)-2-tetrazol-1-yl)pyridine

[0295]

15



20

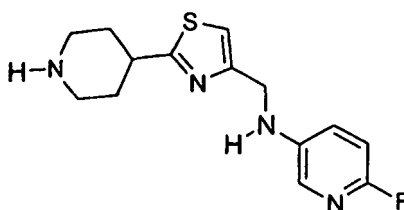
[0296] Intermediate 17 was prepared in a manner analogous to Intermediate 3 above.

25

Preparation of Intermediate 18: (6-Fluoro-pyridin-3-yl)-(2-piperidin-4-ylthiazol-4-ylmethyl)-amine

[0297]

30



35

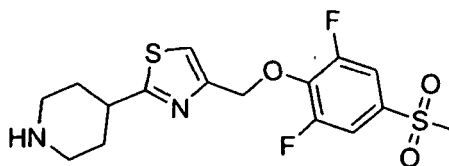
[0298] Intermediate 18 was prepared in a manner analogous to Intermediate 3 above.

40

Preparation of Intermediate 19: 4-[4-(2, 6-Difluoro-4-methanesulfonyl-phenoxy)methyl-thiazol-2-yl]-piperidine

[0299]

45



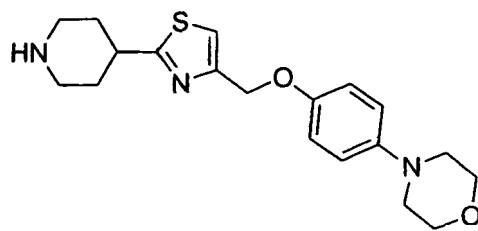
50

[0300] Intermediate 19 was prepared in a manner analogous to Intermediate 3 above.

Preparation of Intermediate 20: 4-[4-(2-Piperidin-4-ylthiazol-4-ylmethoxy)-phenyl]-morpholine

55

[0301]

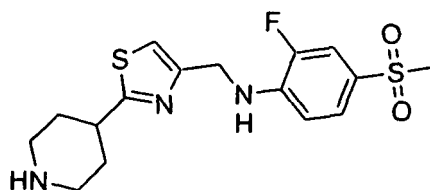


10 [0302] Intermediate 20 was prepared in a manner analogous to Intermediate 3 above.

Preparation of Intermediate 21: 4-[4-(2-piperidin-4-yl-thiazol-4-ylmethoxy)-phenyl]-morpholine

15 [0303]

15



20

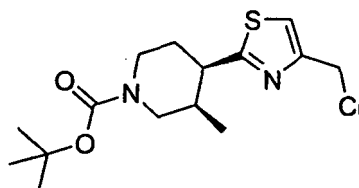
25 [0304] Intermediate 21 was prepared in a manner analogous to Intermediate 3 above.

25

Preparation of Intermediate 22: 4-(4-chloromethyl-thiazol-2-yl)-3-methyl-piperidine-1-carboxylic acid tert-butyl ester

30 [0305]

30



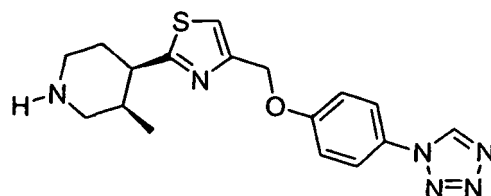
35

40 [0306] Intermediate 22 was prepared in a manner analogous to Intermediate 1 above.

40 Preparation of Intermediate 23: 3-Methyl-4-[4-(4-tetrazol-1-yl-phenoxy)methyl]-thiazol-2-yl]-piperidine

45 [0307]

45



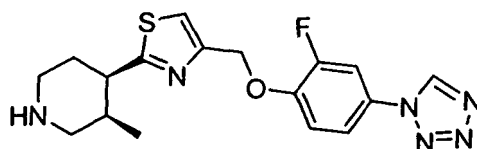
50

55 [0308] Intermediate 23 was prepared in a manner analogous to Intermediate 3 above.

Preparation of Intermediate 24: 4-[4-(2-fluoro-4-tetrazol-1-yl-phenoxy)methyl]-thiazol-2-yl]-3-methyl-piperidine

55

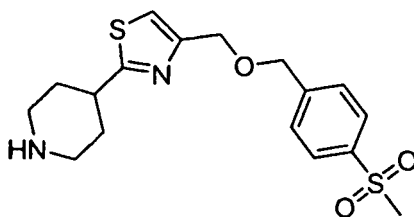
[0309]



[0310] Intermediate 24 was prepared in a manner analogous to Intermediate 3 above.

Preparation of Intermediate 25: 4-[4-(4-Methanesulfonyl-benzyloxymethyl)-thiazol-2-yl]-piperidine

[0311]

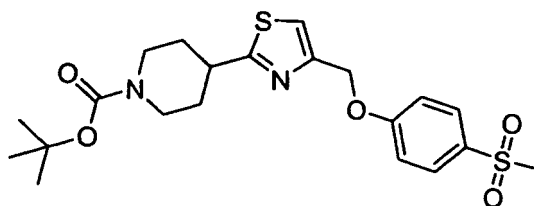


[0312] Intermediate 25 was prepared in a manner analogous to Intermediate 3 above.

Example 1

4-[4-(4-Methanesulfonyl-phenoxy)methyl]-thiazol-2-yl]-piperidine-1-carboxylic acid *tert*-butyl ester

[0313]



[0314] A mixture of 4-(4-Chloromethyl-thiazol-2-yl)-piperidine-1-carboxylic acid *tert*-butyl ester (**Intermediate 1**, 463 mg, 1.46 mmol), 4-methanesulfonyl-phenol (252 mg, 1.46 mmol) and K_2CO_3 (404 mg, 2.92 mmol) in acetone (25 mL) was heated under reflux overnight. After cooling, the solid was filtered through a pad of celite. The filtrate was concentrated *in vacuo*. The residue was purified on silica gel (EtOAc-hexanes, 1:1) to afford the desired product. 1H NMR ($CDCl_3$): δ 7.88 (2H, d, $J = 8.8$ Hz), 7.23 (1H, s), 7.12 (2H, d, $J = 8.8$ Hz), 5.24 (2H, s), 4.21 (2H, br), 3.17 (1H, m), 3.04 (3H, s), 2.88 (2H, m), 2.11 (2H, m), 1.73 (2H, m), 1.47 (9H, s).

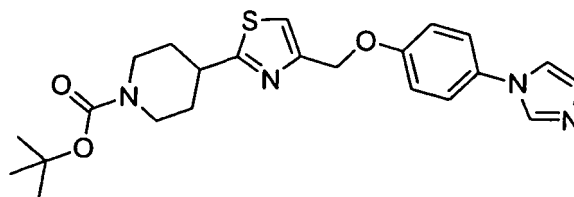
[0315] The compounds in **Examples 2-19** were synthesized from 4-(4-Chloromethyl-thiazol-2-yl)-piperidine-1-carboxylic acid *tert*-butyl ester (**Intermediate 1**), 2-[4-(4-Chloromethyl-thiazol-2-yl)-piperidin-1-yl]-5-ethyl-pyrimidine (**Intermediate 2**), 4-(4-Chloromethyl-oxazol-2-yl)-piperidine-1-carboxylic acid *tert*-butyl ester (**Intermediate 14**) or with the corresponding phenol, thiophenol, amine or aniline in a similar manner to that described in **Example 1**. One skilled in the art of organic synthesis will appreciate that conditions such as solvent (e.g., DMF, CH_3CN); temperature, base (e.g., NEt_3 , K_2CO_3 , $NaHCO_3$, Na_2CO_3 , Cs_2CO_3) and concentration can be selected through routine experimentation to optimize yields. Additionally, alternative coupling methods can be used that are well known in the art of organic synthesis.

Example 2

4-[4-(4-Imidazol-1-yl-phenoxy)methyl]-thiazol-2-yl]-piperidine-1-carboxylic acid *tert*-butyl ester

[0316]

EP 2 111 107 B1

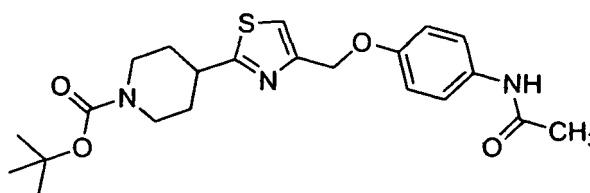


10 [0317] ^1H NMR (DMSO- d_6): δ 8.12 (1H, s), 7.63 (2H, m), 7.54 (2H, d, $J = 9.2$ Hz), 7.15 (2H, d, $J = 9.2$ Hz), 7.05 (1H, s), 5.15 (2H, s), 3.98 (2H, m), 3.21 (1H, m), 2.87 (2H, m), 2.01 (2H, m), 1.52 (2H, m), 1.39 (9H, s).

15 **Example 3**

4-[4-(4-Acetylamino-phenoxy)methyl-thiazol-2-yl]-piperidine-1-carboxylic acid *tert*-butyl ester

20 [0318]

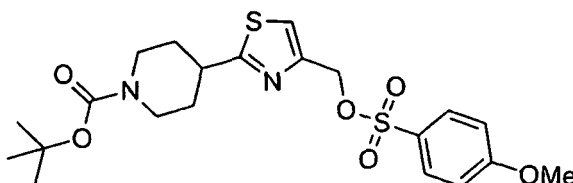


30 [0319] ^1H NMR (DMSO- d_6): δ 9.77 (1H, s), 7.57 (1H, s), 7.45 (2H, d, $J = 9.0$ Hz), 6.94 (2H, d, $J = 9.0$ Hz), 5.04 (2H, s), 3.98 (2H, m), 3.18 (1H, m), 2.82 (2H, m), 2.02 (2H, m), 1.99 (3H, s), 1.51 (2H, m), 1.39 (9H, s).

35 **Example 4**

4-[4-(4-Methoxy-benzenesulfonyloxymethyl)-thiazol-2-yl]-piperidine-1-carboxylic acid *tert*-butyl ester

40 [0320]

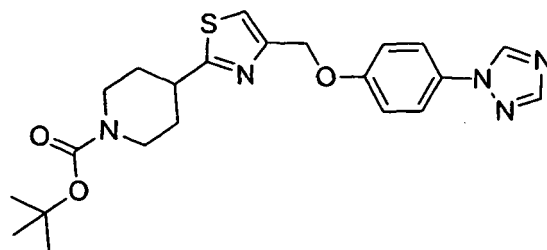


50 [0321] ^1H NMR (CDCl $_3$): δ 7.60 (2H, d, $J = 9.0$ Hz), 7.24 (1H, s), 6.91 (2H, d, $J = 9.0$ Hz), 4.50 (2H, s), 4.10 (2H, m), 3.85 (3H, s), 2.99 (1H, m), 2.82 (2H, m), 1.89~1.92 (2H, m), 1.53~1.57 (2H, m), 1.46 (9H, s).

55 **Example 5**

4-[4-(4-[1,2,4]Triazol-1-yl-phenoxy)methyl-thiazol-2-yl]-piperidine-1-carboxylic acid *tert*-butyl ester

[0322]

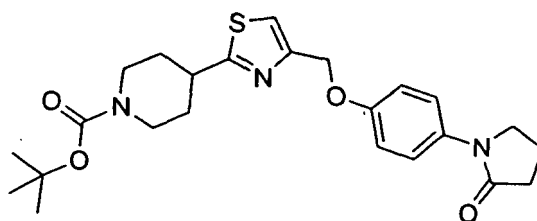


10
[0323] $^1\text{H NMR}$ (CDCl_3): δ 8.47 (1H, s), 8.08 (1H, s), 7.58 (2H, d, $J = 9.2$ Hz), 7.24 (1H, s), 7.11 (2H, d, $J = 9.2$ Hz), 5.21 (2H, s), 4.2 (2H, m), 3.18 (1H, m), 2.88 (2H, m), 2.11 (2H, m), 1.74(2H, m), 1.47 (9H, s).

15
Example 6

4- {4-[4-(2-Oxo-pyrrolidin-1-yl)-phenoxy-methyl]-thiazol-2-yl} -piperidine-1-carboxylic acid tert-butyl ester

20
[0324]

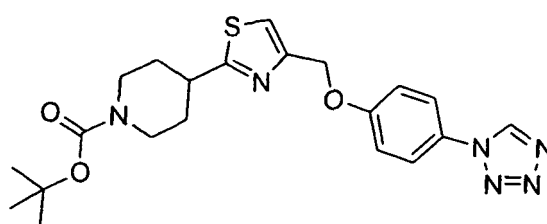


30
[0325] $^1\text{H NMR}$ (CDCl_3): δ 7.50 (2H, d), 7.20 (1H, s), 6.98 (2H, d), 5.17 (2H, s), 4.20 (2H, br), 3.81(2H, m), 3.18 (1H, m), 2.88 (2H, m), 2.59 (2H, m), 2.16 (4H, m), 1.73(2H, m), 1.46 (9H, s).

35
Example 7

4-[4-(4-Tetrazol-1-yl)-phenoxy-methyl]-thiazol-2-yl]-piperidine-1-carboxylic acid *tert*-butyl ester

40
[0326]



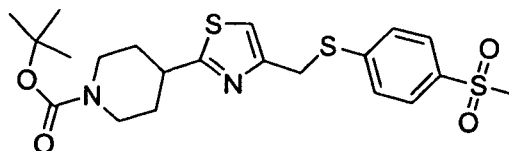
50
[0327] $^1\text{H NMR}$ (CDCl_3): δ 8.94 (1H, s), 7.61 (2H, d), 7.25 (1H, s), 7.19 (2H, d), 5.21 (2H, s), 4.20 (2H, br), 3.20 (1H, m), 2.90 (2H, m), 2.16 (2H, m), 1.77 (2H, m), 1.49 (9H, s).

55
Example 8

4-[4-(4-Methanesulfonyl-phenylsulfanylmethyl)-thiazol-2-yl]-piperidine- -carboxylic acid *tert*-butyl ester

[0328]

5



[0329] $^1\text{H NMR}$ (CDCl_3): δ 7.7 (2H, d, $J = 9.0$ Hz), 7.36 (2H, d, $J = 9.0$ Hz), 7.00 (1H, s), 4.24 (2H, s), 4.3 (2H, m), 3.05 (1H, m), 2.95 (3H, s), 2.78 (2H, m), 1.99 (2H, m), 1.62 (2H, m), 1.38 (9H, s).

10

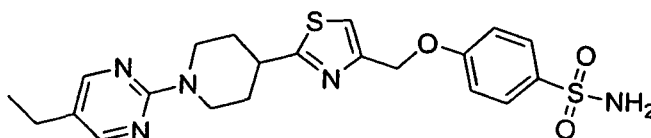
Example 9

4- {2-[1-(5-Ethyl-pyrimidin-2-yl)-piperidin-4-yl]-thiazol-4-ylmethoxy} -benzenesulfonamide

15

[0330]

20



[0331] $^1\text{H NMR}$ ($\text{DMSO}-d_6$): δ 8.24 (2H, s), 7.73 (2H, d), 7.64 (1H, s), 7.20 (4H, m), 5.18 (2H, s), 4.67 (2H, m), 3.38 (1H, m), 3.01 (2H, m), 2.47 (2H, m), 2.08 (2H, m), 1.62 (2H, m), 1.53 (3H, m).

25

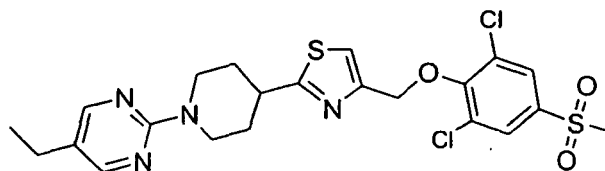
Example 10

2- {4-[4-(2,6-Dichloro-4-methanesulfonyl-phenoxy)methyl]-thiazol-2-yl]-piperidin-1-yl} -5-ethyl-pyrimidine

30

[0332]

35



[0333] $^1\text{H NMR}$ ($\text{DMSO}-d_6$): δ 8.23 (2H, s), 7.99 (2H, s), 7.68 (1H, s), 5.20 (2H, s), 4.64 (2H, m), 3.31 (3H, s), 3.30 (1H, m), 3.0 (2H, m), 2.40 (2H, m), 1.98 (2H, m), 1.54 (2H, m), 1.15 (3H, m).

40

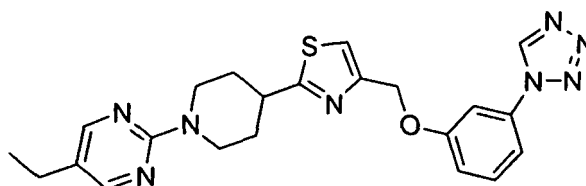
Example 11

5-Ethyl-2-{4-[4-(3-tetrazol-1-yl-phenoxy)methyl]-thiazol-2-yl]-piperidin-1-yl}-pyrimidine

45

[0334]

50



55

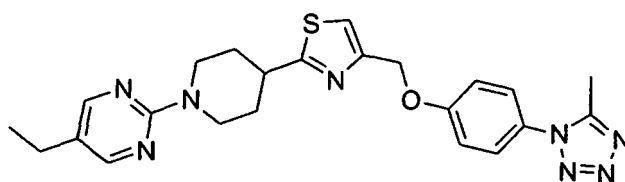
[0335] $^1\text{H NMR}$ (CDCl_3): δ 9.05 (1H, s), 8.19 (2H, s), 7.55-7.10 (5H, m), 5.24 (2H, s), 4.83 (2H, m), 3.30 (1H, m), 3.04 (2H, m), 2.47 (2H, q, $J = 7.6$ Hz), 2.21 (2H, m), 1.80 (2H, m), 1.19 (3H, t, $J = 7.6$ Hz).

Example 12

5-Ethyl-2-(4-{4-[4-(5-methyl-tetrazol-1-yl)-phenoxy]methyl}thiazol-2-yl)-piperidin-1-yl)-pyrimidine

5 [0336]

10



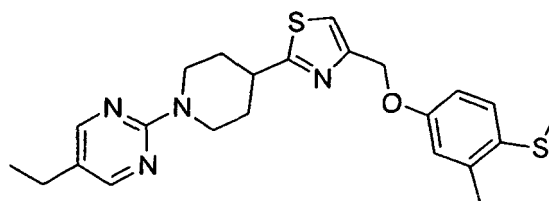
15 [0337] $^1\text{H NMR (CDCl}_3\text{): } \delta$ 8.19 (2H, s), 7.38 (2H, d, $J = 9.0$ Hz), 7.26 (1H, s), 7.17 (2H, d, $J = 9.0$ Hz), 5.24 (2H, s), 4.84 (2H, m), 3.31 (1H, m), 3.05 (2H, m), 2.58 (3H, s), 2.47 (2H, q, $J = 7.8$ Hz), 2.22 (2H, m), 1.82 (2H, m), 1.20 (3H, t, $J = 7.8$ Hz).

Example 13

20 5-methyl-2-(4-{4-[4-(3-methyl-4-methylsulfanyl-phenoxy)methyl]thiazol-2-yl}piperidin-1-yl)-pyrimidine

[0338]

25



30

35 [0339] $^1\text{H NMR (DMSO-}d_6\text{): } \delta$ 8.23 (2H, s), 7.56 (1H, s), 7.16 (1H, m), 6.90 (1H, m), 6.86 (1H, m), 5.06 (2H, s), 4.67 (2H, m), 3.55 (4H, m), 3.01 (2H, m), 2.48 (3H, s), 2.40 (2H, m), 2.09 (2H, m), 1.57 (2H, m), 1.09 (3H, m).

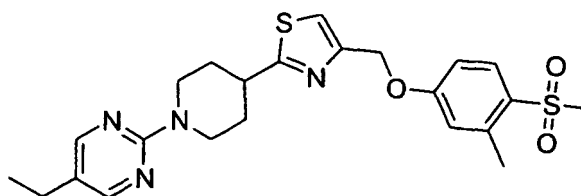
35 Example 14

5-Ethyl-2-(4-{4-[4-(4-methanesulfonyl-3-methyl-phenoxy)methyl]thiazol-2-yl}piperidin-1-yl)-pyrimidine

[0340]

40

45



50 [0341] $^1\text{H NMR (DMSO-}d_6\text{): } \delta$ 8.13 (2H, s), 7.91 (1H, m), 7.20 (1H, s), 6.85 (2H, m), 5.14 (2H, s), 4.76 (2H, m), 3.23 (1H, m), 2.98 (3H, s), 2.60 (3H, s), 2.42 (2H, m), 2.15 (2H, m), 1.97 (2H, m), 1.76 (2H, m), 1.13 (3H, m).

Example 15

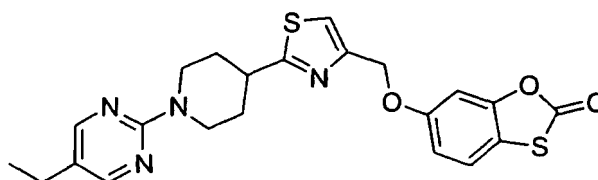
6-{2-[1-(5-Ethyl-pyrimidin-2-yl)-piperidin-4-yl]thiazol-4-ylmethoxy}benzo[1,3]oxathiol-2-one

55

[0342]

EP 2 111 107 B1

5



[0343] $^1\text{H NMR}$ ($\text{DMSO-}d_6$): δ 8.23 (2H, s), 7.64 (1H, m), 7.62 (1H, s), 7.30 (1H, m), 7.03 (1H, m), 5.14 (2H, s), 4.64 (2H, m), 3.31 (1H, m), 3.02 (2H, m), 2.40 (2H, q), 2.09 (2H, m), 1.58 (2H, m), 1.12 (3H, t).

10

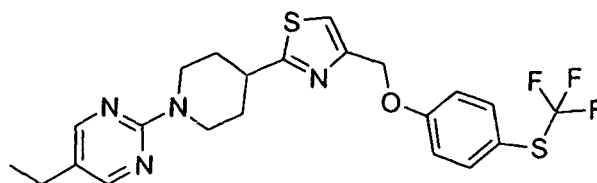
Example 16

5-Ethyl-2-{4-[4-(4-trifluoromethylsulfonyl-phenoxy)methyl]thiazol-2-yl}piperidin-1-yl}pyrimidine

15

[0344]

20



[0345] $^1\text{H NMR}$ ($\text{DMSO-}d_6$): δ 8.23 (2H, s), 7.63 (3H, m), 7.18 (2H, m), 5.17 (2H, s), 4.67 (2H, m), 3.32 (1H, m), 3.01 (2H, m), 2.40 (2H, q), 2.08 (2H, m), 1.59 (2H, m), 1.13 (3H, t).

25

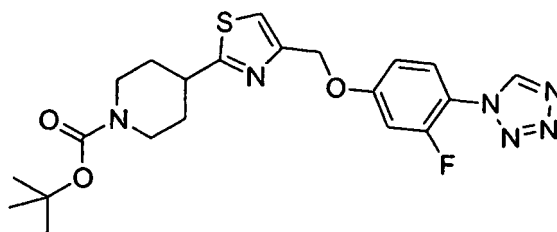
Example 17

4-[4-(3-Fluoro-4-tetrazol-1-yl-phenoxy)methyl]thiazol-2-yl}piperidine-1-carboxylic acid tert-butyl ester

30

[0346]

35



40

[0347] $^1\text{H NMR}$ (CDCl_3): δ 9.04 (1H, s), 7.79 (1H, m), 7.29 (1H, s), 7.01 (2H, m), 5.24 (2H, s), 4.22 (2H, m), 3.19 (1H, m), 2.89 (2H, m), 2.11 (2H, m), 1.74 (2H, m), 1.48 (9H, s).

45

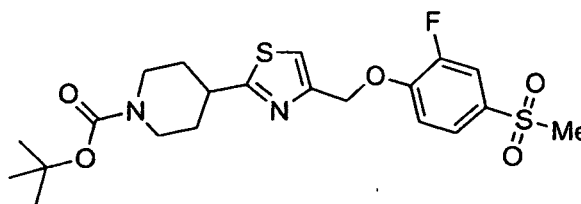
Example 18

4-[4-(2-Fluoro-4-methanesulfonyl-phenoxy)methyl]thiazol-2-yl}piperidine-1-carboxylic acid tert-butyl ester

50

[0348]

55



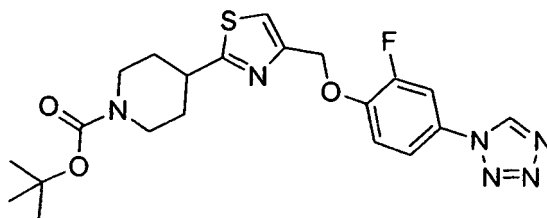
EP 2 111 107 B1

[0349] ^1H NMR ($\text{DMSO-}d_6$): δ 7.79 (1H, m), 7.72 (1H, m), 7.70 (1H, s), 7.57 (1H, m), 5.31 (2H, s), 3.99 (2H, m), 3.21 (3H, s), 3.20 (1H, m), 2.85 (2H, m), 2.02 (2H, m), 1.52 (2H, m), 1.39 (9H, s).

Example 19

4-[4-(2-Fluoro-4-tetrazol-1-yl-phenoxy)methyl]-thiazol-2-yl]-piperidine-1-carboxylic acid tert-butyl ester

[0350]

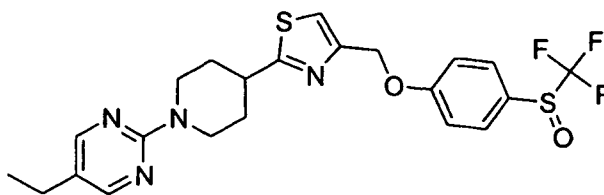


[0351] ^1H NMR (CDCl_3): δ 8.98 (s, 1H), 7.53 (m, 1H), 7.44 (m, 1H), 7.31 (s, 1H), 7.27 (m, 1H), 5.31 (s, 2H), 4.21 (m, 2H), 3.16 (m, 1H), 2.89 (m, 2H), 2.11 (m, 2H), 1.74 (m, 2H), 1.47 (s, 9H).

Example 20

5-Ethyl-2-[4-[4-(4-trifluoromethanesulfonyl-phenoxy)methyl]-thiazol-2-yl]-piperidin-1-yl]-pyrimidine

[0352]

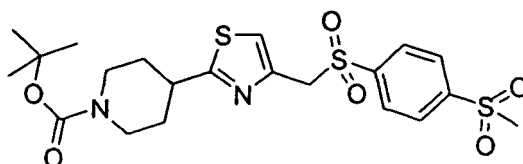


[0353] To a solution of 5-Ethyl-2-[4-[4-(4-trifluoromethylsulfonyl-phenoxy)methyl]-thiazol-2-yl]-piperidin-1-yl]-pyrimidine (Example 16) in DCM at room temperature was added 3-chloro-benzenecarboperoxoic acid (2eq.). The reaction was allowed to stir for 1.5 hours and an additional portion of 3-chloro-benzenecarboperoxoic acid (1eq.) was added to the reaction mixture. The reaction was stirred at room temperature for an additional 4 hours. The organic solution was washed with sodium bicarbonate; the organic layer was isolated, dried over sodium sulfate and filtered. The filtrate was concentrated and the crude product was purified by column chromatography to afford the desired product. ^1H NMR ($\text{DMSO-}d_6$): δ 8.40 (2H, s), 7.58 (2H, d), 7.22 (1H, s), 7.02 (2H, d), 5.17 (2H, s), 3.74 (2H, m), 3.16 (1H, m), 2.96 (2H, m), 2.57 (2H, m), 2.22 (4H, m), 1.24 (3H, m).

Example 21

4-[4-(4-Methanesulfonyl-benzenesulfonylmethyl)-thiazol-2-yl]-piperidine-1-carboxylic acid tert-butyl ester

[0354]



[0355] To a solution of 4-[4-(4-Methanesulfonyl-phenylsulfonylmethyl)-thiazol-2-yl]-piperidine-1-carboxylic acid

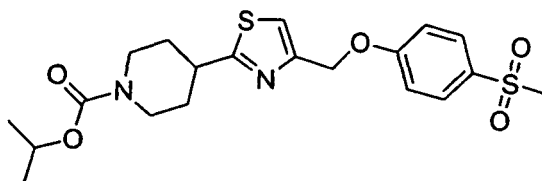
EP 2 111 107 B1

tert-butyl ester (**Example 8**, 0.1 g, 0.21 mmol) in CH₂Cl₂ (5 mL) was added *m*CPBA (0.11 g, 0.42 mmol) at room temperature. The resulting mixture was stirred at room temperature for 2 hours and was washed with 5% NaHSO₃, saturated NaHCO₃ and brine. The organic layer was dried with Na₂SO₄ and the solvent was removed *in vacuo*. The residue was purified by flash chromatography on silica gel to afford the desired product. ¹H NMR (CDCl₃): δ 8.03 (2H, d, *J* = 9.0 Hz), 7.88 (2H, d, *J* = 9.0 Hz), 7.29 (1H, s), 4.57 (2H, s), 4.10 (2H, m), 3.07 (3H, s), 2.92 (1H, m), 2.75 (2H, m), 1.85 (2H, m), 1.46 (2H, m), 1.44 (9H, s).

Example 22

4-[4-(4-Methanesulfonyl-phenoxy)methyl]-thiazol-2-yl]-piperidine-1-carboxylic acid isopropyl ester

[0356]



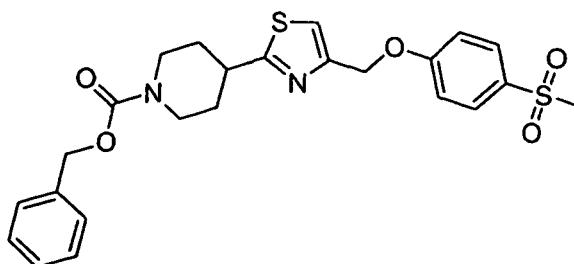
[0357] To the HCl salt (**Intermediate 3**, 43 mg, ~0.12 mmol) of 4-[4-(4-Methanesulfonyl-phenoxy)methyl]-thiazol-2-yl]-piperidine was added 3 mL of THF, followed by isopropyl chloroformate (1.0 M solution in toluene, 0.15 mL, 0.15 mmol) and Et₃N (0.05 mL). The resulting mixture was stirred at room temperature for 2 hours, and then partitioned between EtOAc and H₂O. After concentration of the organic layer *in vacuo*, the residue was purified by silica gel column chromatography with EtOAc/hexanes (40-70%) to give the desired product. ¹H NMR (CDCl₃): δ 7.86 (2H, d, *J* = 9.0 Hz), 7.23 (1H, s), 7.11 (2H, d, *J* = 9.0 Hz), 5.22 (2H, s), 4.92 (1H, m), 4.24 (2H, m), 3.17 (1H, m), 3.03 (3H, s), 2.90 (2H, m), 2.10 (2H, m), 1.72 (2H, m), 1.23 (6H, d, *J* = 6.4 Hz).

[0358] The compounds in **Examples 23-46** were synthesized from one of **Intermediates 3-13** or **Intermediates 15-25** with the corresponding sulfonyl chloride, alkyl chloride, alkyl bromide, chloroformate, acid chloride, carbamyl chloride or isocyanate in a manner similar to that described in **Example 22**. One skilled in the art of organic synthesis will appreciate that conditions such as solvent (*e.g.*, DMF, CH₃CN); temperature, base (*e.g.*, NEt₃, K₂CO₃, NaHCO₃, Na₂CO₃, Cs₂CO₃) and concentration can be selected through routine experimentation to optimize yields. Additionally, alternative coupling methods can be used that are well known in the art of organic synthesis.

Example 23

4-[4-(4-Methanesulfonyl-phenoxy)methyl]-thiazol-2-yl]-piperidine-1-carboxylic acid benzyl ester

[0359]



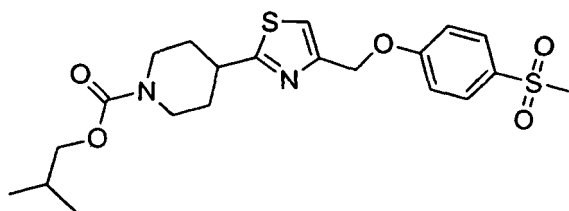
[0360] ¹H NMR (CDCl₃): δ 7.87 (2H, d, *J* = 9.2 Hz), 7.31~7.37 (5H, m), 7.23 (1H, s), 7.11 (2H, d, *J* = 9.2 Hz), 5.22 (2H, s), 5.14 (2H, s), 4.29 (2H, m), 3.16~3.22 (1H, m), 3.03 (3H, s), 2.96 (2H, m), 2.12 (2H, m), 1.70~1.80 (2H, m).

Example 24

4-[4-(4-Methanesulfonyl-phenoxy)methyl]-thiazol-2-yl]-piperidine-1-carboxylic acid isobutyl ester

[0361]

5



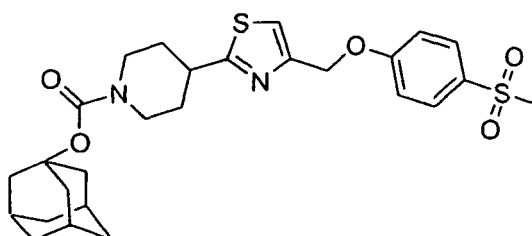
10 **[0362]** $^1\text{H NMR}$ (CDCl_3): δ 7.87 (2H, d, $J = 9.0$ Hz), 7.23 (1H, s), 7.11 (2H, d, $J = 9.0$ Hz), 5.22 (2H, s), 4.25 (2H, m), 3.87 (2H, d, $J = 6.6$ Hz), 3.17 (1H, m), 3.03 (3H, s), 2.94 (2H, m), 2.12 (2H, m), 1.94 (1H, m), 1.75 (2H, m), 0.93 (6H, d, $J = 6.6$ Hz).

Example 25

15 4-[4-(4-Methanesulfonyl-phenoxy)methyl]-thiazol-2-yl]-piperidine-1-carboxylic acid adamantan-1-yl ester

[0363]

20



25

30 **[0364]** $^1\text{H NMR}$ (CDCl_3): δ 7.89 (2H, d, $J = 8.8$ Hz), 7.24 (1H, s), 7.12 (2H, d, $J = 8.8$ Hz), 5.23 (2H, s), 4.21 (2H, m), 3.12~3.20 (1H, m), 3.03 (3H, s), 2.87 (2H, m), 2.05~2.17 (11H, m), 1.62~1.79 (8H, m).

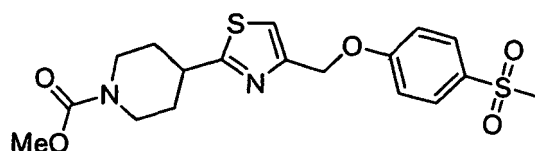
30

Example 26

35 4-[4-(4-Methanesulfonyl-phenoxy)methyl]-thiazol-2-yl]-piperidine-1-carboxylic acid methyl ester

[0365]

35



40

45 **[0366]** $^1\text{H NMR}$ (CDCl_3): δ 7.87 (2H, d, $J = 9.0$ Hz), 7.23 (1H, s), 7.11 (2H, d, $J = 9.0$ Hz), 5.22 (2H, s), 4.24 (2H, m), 3.71 (3H, s), 3.14~3.17 (1H, m), 3.03 (3H, s), 2.94 (2H, m), 2.12 (2H, m), 1.70~1.80 (2H, m).

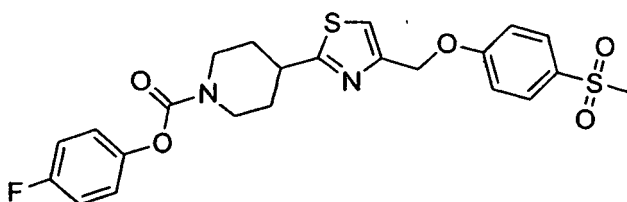
45

Example 27

50 4-[4-(4-Methanesulfonyl-phenoxy)methyl]-thiazol-2-yl]-piperidine-1-carboxylic acid 4-fluoro-phenyl ester

[0367]

50



55

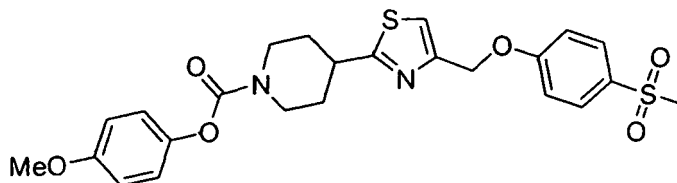
EP 2 111 107 B1

[0368] $^1\text{H NMR}$ (CDCl_3): δ 7.88 (2H, d, $J = 8.8$ Hz), 7.12 (2H, d, $J = 8.8$ Hz), 7.01~7.09 (5H, m), 5.24 (2H, s), 4.37 (2H, m), 3.23~3.27 (1H, m), 3.19 (2H, m), 3.04 (3H, s), 2.20 (2H, m), 1.88 (2H, m).

Example 28

4-[4-(4-Methanesulfonyl-phenoxy)methyl]-thiazol-2-yl]-piperidine-1-carboxylic acid 4-methoxy-phenyl ester

[0369]

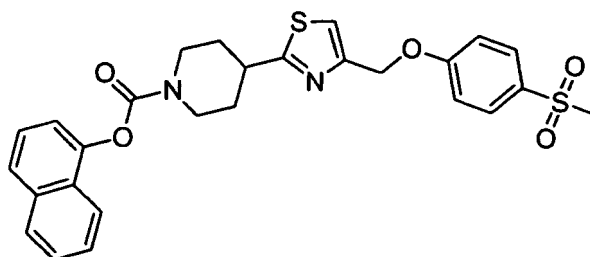


[0370] $^1\text{H NMR}$ (CDCl_3): δ 7.88 (2H, d, $J = 8.2$ Hz), 7.26 (1H, s), 7.12 (2H, d, $J = 8.6$ Hz), 7.02 (2H, d, $J = 8.6$ Hz), 6.87 (2H, d, $J = 8.2$ Hz), 5.24 (2H, s), 4.38 (2H, m), 3.79 (3H, s), 3.15~3.28 (3H, m), 3.03 (3H, s), 2.19 (2H, m), 1.87 (2H, m).

Example 29

4-[4-(4-Methanesulfonyl-phenoxy)methyl]-thiazol-2-yl]-piperidine-1-carboxylic acid naphthalen-1-yl ester

[0371]

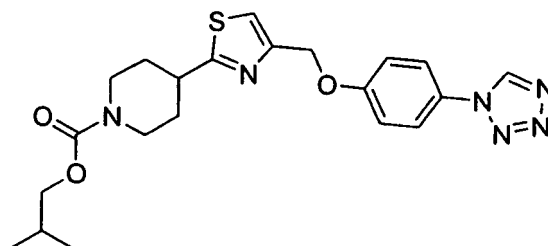


[0372] $^1\text{H NMR}$ (CDCl_3): δ 7.88 (4H, m), 7.72 (1H, m), 7.49 (3H, m), 7.29 (2H, m), 7.14 (2H, m), 5.26 (2H, s), 4.64 (1H, m), 4.41 (1H, m), 3.34 (2H, m), 3.12 (1H, m), 3.04 (3H, s), 2.27 (2H, m), 2.00 (2H, m).

Example 30

4-[4-(4-Tetrazol-1-yl-phenoxy)methyl]-thiazol-2-yl]-piperidine-1-carboxylic acid isobutyl ester

[0373]

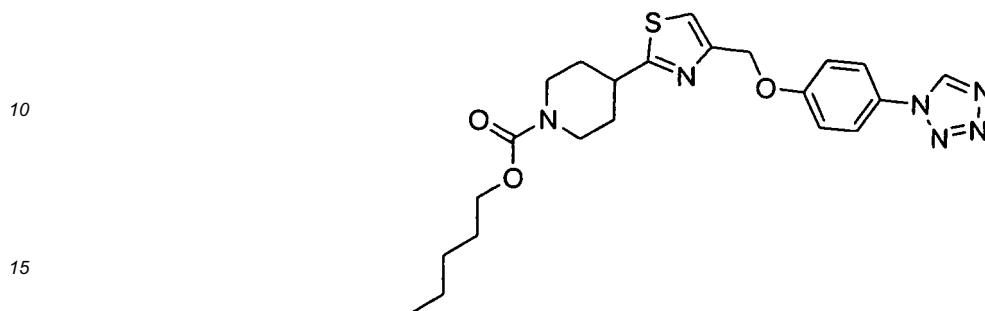


[0374] $^1\text{H NMR}$ (CDCl_3): δ 8.94 (1H, s), 7.60 (2H, d), 7.24 (1H, s), 7.14 (2H, d), 5.20 (2H, s), 4.24 (2H, br), 3.85 (2H, d), 3.18 (1H, m), 2.92 (2H, m), 2.11 (2H, m), 1.91 (1H, m), 1.75 (2H, m), 0.91 (6H, d).

Example 31

4-[4-(4-Tetrazol-1-yl-phenoxy)methyl]-thiazol-2-yl]-piperidine-1-carboxylic acid pentyl ester

5 [0375]



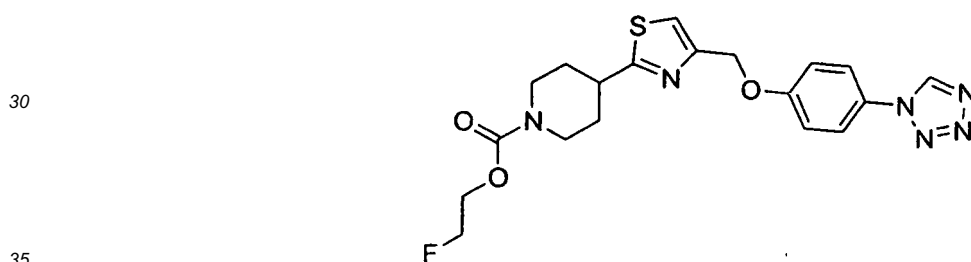
10 [0376] $^1\text{H NMR}$ (CDCl_3): δ 8.94 (1H, s), 7.62 (2H, d, $J = 9.2$ Hz), 7.28 (1H, s), 7.18 (2H, d, $J = 9.2$ Hz), 5.24 (2H, s), 4.27 (2H, br), 4.09 (2H, m), 3.21 (1H, m), 2.94 (2H, m), 2.14 (2H, m), 1.78 (2H, m), 1.65 (2H, m), 1.35 (4H, m), 0.91 (3H, m).

20

Example 32

4-[4-(4-Tetrazol-1-yl-phenoxy)methyl]-thiazol-2-yl]-piperidine-1-carboxylic acid 2-fluoroethyl ester

25 [0377]

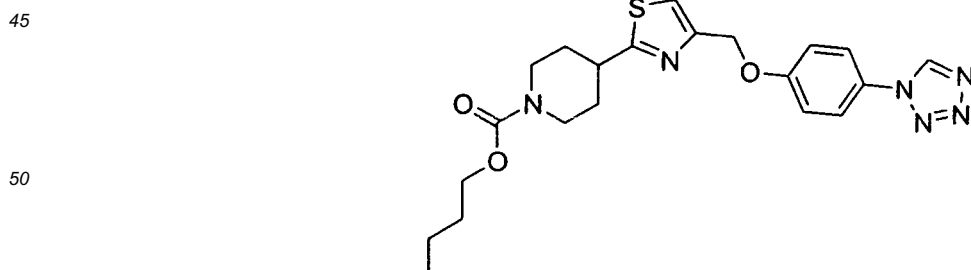


35

30 [0378] $^1\text{H NMR}$ (CDCl_3): δ 8.97 (1H, s), 7.62 (2H, d, $J = 9.0$ Hz), 7.28 (1H, s), 7.17 (2H, d, $J = 9.0$ Hz), 5.24 (2H, s), 4.70-4.30 (6H, m), 3.22 (1H, m), 2.99 (2H, m), 2.15 (2H, m), 1.78 (2H, m).

40 **Example 33**

[0379] 4-[4-(4-Tetrazol-1-yl-phenoxy)methyl]-thiazol-2-yl]-piperidine-1-carboxylic acid butyl ester



50

55 [0380] $^1\text{H NMR}$ (CDCl_3): δ 9.01 (1H, s), 7.64 (2H, d, $J = 8.8$ Hz), 7.29 (1H, s), 7.17 (2H, d, $J = 8.8$ Hz), 5.24 (2H, s), 4.26 (2H, m), 4.10 (2H, t), 3.21 (1H, m), 2.95 (2H, m), 2.14 (2H, m), 1.78 (2H, m), 1.63 (2H, m), 1.40 (2H, m), 0.95 (3H, t, $J = 7.4$ Hz).

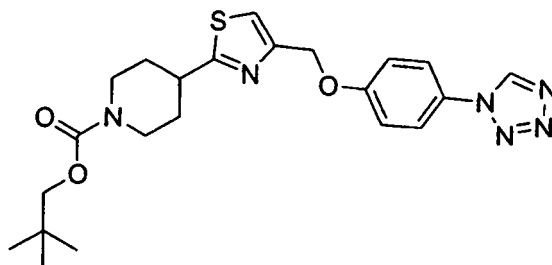
Example 34

4-[4-(4-Tetrazol-1-yl-phenoxy)methyl]-thiazol-2-yl]-piperidine-1-carboxylic acid 2,2-dimethyl-propyl ester

5 [0381]

10

15



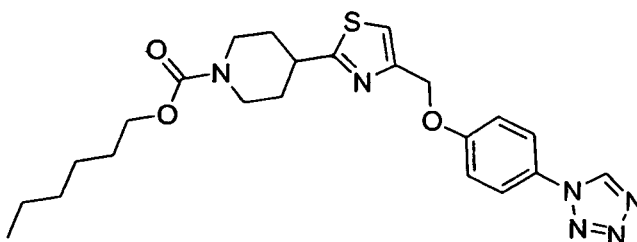
[0382] $^1\text{H NMR}$ (CDCl_3): δ 9.00 (1H, s), 7.56 (2H, d, $J = 8.8$ Hz), 7.21 (1H, s), 7.08 (2H, d, $J = 8.8$ Hz), 5.14 (2H, s), 4.17 (2H, br), 3.69 (2H, s), 3.13 (1H, m), 2.88 (2H, m), 2.06 (2H, m), 1.73 (2H, m), 0.86 (9H, s).

20 Example 35

4-[4-(4-Tetrazol-1-yl-phenoxy)methyl]-thiazol-2-yl]-piperidine-1-carboxylic acid hexyl ester

25 [0383]

30



[0384] $^1\text{H NMR}$ (CDCl_3): δ 9.06 (1H, s), 7.65 (2H, d, $J = 8.8$ Hz), 7.29 (1H, s), 7.18 (2H, d, $J = 8.8$ Hz), 5.24 (2H, s), 4.27 (2H, br), 4.09 (2H, t), 3.21 (1H, m), 2.95 (2H, m), 2.14 (2H, m), 1.78 (2H, m), 1.64 (2H, m), 1.33 (6H, m), 0.89 (3H, m).

Example 36

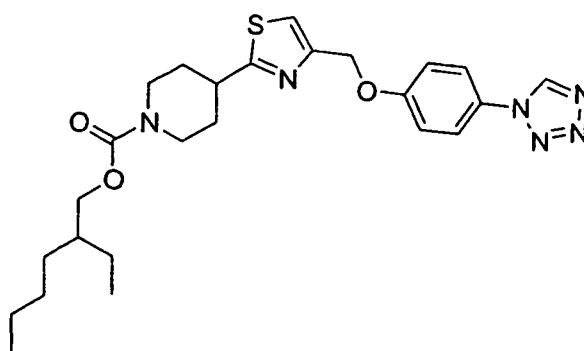
40 4-[4-(4-Tetrazol-1-yl-phenoxy)methyl]-thiazol-2-yl]-piperidine-1-carboxylic acid 2-ethylhexyl ester

[0385]

45

50

55



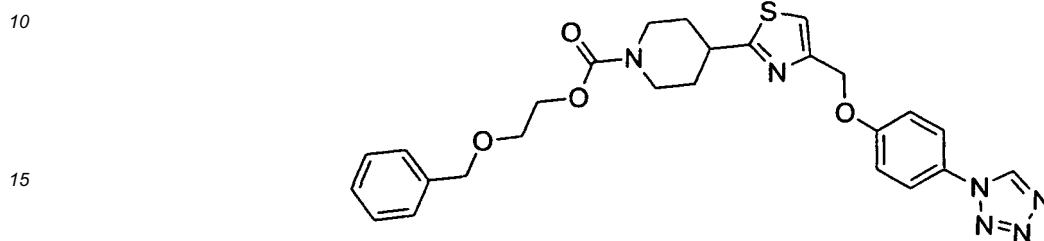
[0386] $^1\text{H NMR}$ (CDCl_3): δ 8.98 (1H, s), 7.58 (2H, d, $J = 8.8$ Hz), 7.23 (1H, s), 7.10 (2H, d, $J = 8.8$ Hz), 5.17 (2H, s), 4.19 (2H, br), 3.95 (2H, m), 3.15 (1H, m), 2.89 (2H, m), 2.07 (2H, m), 1.69 (2H, m), 1.52 (1H, m), 1.35-1.20 (8H, m),

0.90-0.80 (6H, m).

Example 37

5 4-[4-(4-Tetrazol-1-yl-phenoxy)methyl]-thiazol-2-yl]-piperidine-1-carboxylic acid 2-benzyloxy-ethyl ester

[0387]

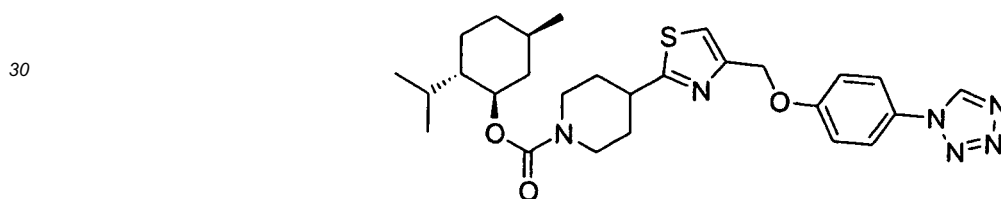


20 [0388] $^1\text{H NMR (CDCl}_3\text{)}$: δ 8.98 (1H, s), 7.57 (2H, d, $J = 8.0$ Hz), 7.30-7.20 (6H, m), 7.11 (2H, d, $J = 8.0$ Hz), 5.17 (2H, s), 4.52 (2H, s), 4.25-4.20 (4H, m), 3.65 (2H, m), 3.15 (1H, m), 2.91 (2H, m), 2.08 (2H, m), 1.73 (2H, m).

Example 38

25 4-[4-(4-Tetrazol-1-yl-phenoxy)methyl]-thiazol-2-yl]-piperidine-1-carboxylic acid 2-isopropyl-5-methyl-cyclohexyl ester

[0389]

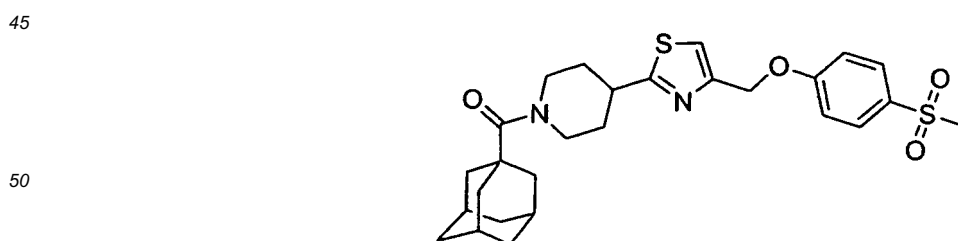


35 [0390] $^1\text{H NMR (CDCl}_3\text{)}$: δ 8.97 (1H, s), 7.58 (2H, m), 7.23 (1H, s), 7.11 (2H, m), 5.18 (2H, s), 4.21 (2H, br), 3.13 (1H, m), 2.88 (2H, m), 2.05-0.70 (23H, m).

Example 39

40 Adamantan-1-yl-[4-[4-(4-methanesulfonyl-phenoxy)methyl]-thiazol-2-yl]-piperidin-1-yl]-methanone

[0391]



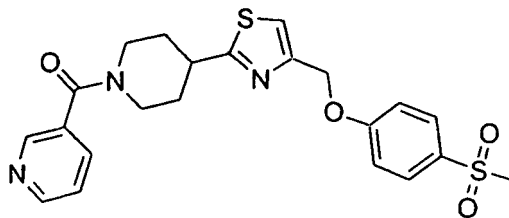
55 [0392] $^1\text{H NMR (CDCl}_3\text{)}$: δ 7.88 (2H, d, $J = 8.8$ Hz), 7.24 (1H, s), 7.12 (2H, d, $J = 8.8$ Hz), 5.23 (2H, s), 4.61 (2H, m), 3.24-3.30 (1H, m), 3.03 (3H, s), 2.93-3.00 (2H, m), 2.16 (2H, m), 2.02-2.04 (9H, m), 1.70-1.80 (8H, m).

Example 40

{4-[4-(4-Methanesulfonyl-phenoxy)methyl]-thiazol-2-yl]-piperidin-1-yl}-pyridin-3-yl-methanone

5 [0393]

10



15

[0394] $^1\text{H NMR}$ (CDCl_3): δ 8.69 (2H, m), 7.88 (2H, d, $J = 8.4$ Hz), 7.79 (1H, m), 7.38 (1H, m), 7.27 (1H, s), 7.12 (2H, d, $J = 8.4$ Hz), 5.24 (2H, s), 4.79 (2H, br), 3.86 (2H, br), 3.31 (1H, m), 3.04 (3H, s), 2.20 (2H, m), 1.84 (2H, m).

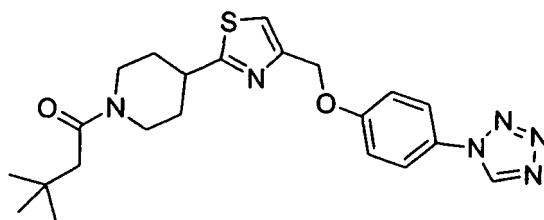
Example 41

20

3,3-Dimethyl-1-{4-[4-(4-tetrazol-1-yl-phenoxy)methyl]-thiazol-2-yl]-piperidin-1-yl}-butan-1-one

[0395]

25



30

[0396] $^1\text{H NMR}$ ($\text{DMSO-}d_6$): δ 9.98 (1H, s), 7.81 (2H, d, $J = 8.8$ Hz), 7.66 (1H, s), 7.29 (2H, d, $J = 8.8$ Hz), 5.20 (2H, s), 4.52 (1H, m), 4.10 (1H, m), 3.26 (1H, m), 3.19 (1H, m), 2.70 (1H, m), 2.25 (2H, m), 2.15 (2H, m), 1.50 (2H, m), 0.96 (9H, s).

35

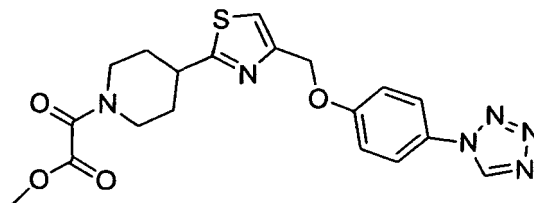
Example 42

40

Oxo- {4-[4-(4-tetrazol-1-yl-phenoxy)methyl]-thiazol-2-yl]-piperidin-1-yl}-acetic acid methyl ester

[0397]

45



50

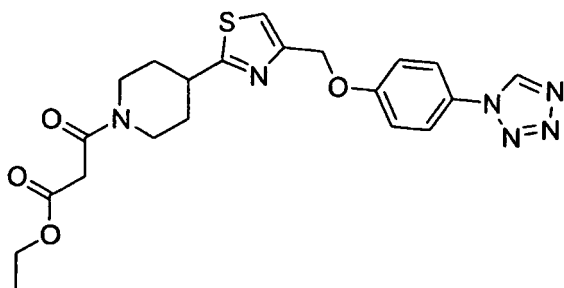
[0398] $^1\text{H NMR}$ ($\text{DMSO-}d_6$): δ 9.98 (1H, s), 7.81 (2H, d, $J = 8.8$ Hz), 7.68 (1H, s), 7.29 (2H, d, $J = 8.8$ Hz), 5.21 (2H, s), 4.32 (1H, m), 3.80 (3H, s), 3.60 (1H, m), 3.32 (1H, m), 2.94 (2H, m), 2.13 (2H, m), 1.57 (2H, m).

55

Example 43

3-Oxo-3-[4-[4-(4-tetrazol-1-yl-phenoxy)methyl]-thiazol-2-yl]-piperidin-1-yl]-propionic acid ethyl ester

[0399]

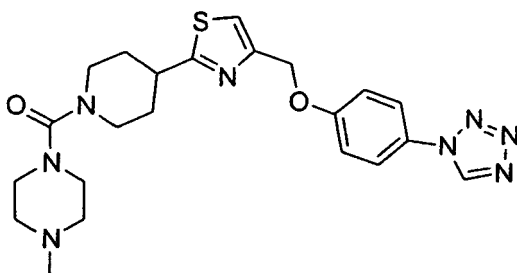


[0400] $^1\text{H NMR}$ ($\text{DMSO-}d_6$): δ 8.94 (1H, s), 7.61 (2H, m), 7.26 (1H, s), 7.15 (2H, m), 5.20 (2H, s), 4.65 (1H, m), 4.17 (2H, q), 3.87 (1H, m), 3.48 (2H, s), 3.26 (2H, m), 2.81 (1H, m), 2.18 (2H, m), 1.78 (2H, m), 1.27 (3H, t).

Example 44

(4-Methyl-piperazin-1-yl)-{4-[4-(4-tetrazol-1-yl-phenoxy)methyl]-thiazol-2-yl]-piperidin-1-yl}-methanone

[0401]

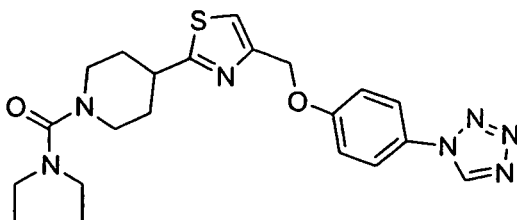


[0402] $^1\text{H NMR}$ ($\text{DMSO-}d_6$): δ 9.98 (1H, s), 7.81 (2H, d, $J = 8.9$ Hz), 7.64 (1H, s), 7.29 (2H, d, $J = 8.9$ Hz), 5.20 (2H, s), 3.29 (2H, m), 3.18 (5H, m), 2.95 (2H, d), 2.61 (3H, s), 2.38 (2H, m), 2.03 (4H, m), 1.65 (2H, m).

Example 45

4-[4-(4-Tetrazol-1-yl-phenoxy)methyl]-thiazol-2-yl]-piperidine-1-carboxylic acid diethylamide

[0403]

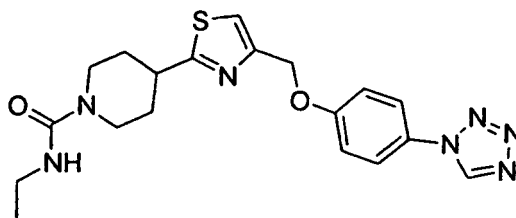


[0404] $^1\text{H NMR}$ ($\text{DMSO-}d_6$): δ 9.98 (1H, s), 7.81 (2H, d, $J = 8.9$ Hz), 7.66 (1H, s), 7.29 (2H, d, $J = 8.9$ Hz), 5.20 (2H, s), 3.55 (2H, m), 3.20 (1H, m), 3.14 (4H, q), 2.81 (2H, m), 2.02 (2H, m), 1.64 (2H, m), 1.02 (6H, t, $J = 6.8$ Hz).

Example 46

4-[4-(4-Tetrazol-1-yl-phenoxy)methyl]-thiazol-2-yl]-piperidine-1-carboxylic acid ethylamide

[0405]

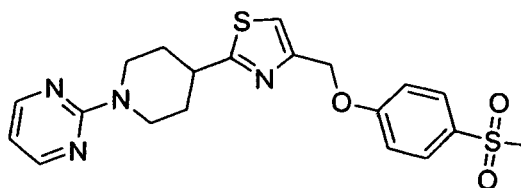


[0406] $^1\text{H NMR}$ ($\text{DMSO-}d_6$): δ 9.98 (1H, s), 7.81 (2H, d, $J = 8.9$ Hz), 7.65 (1H, s), 7.29 (2H, d, $J = 8.9$ Hz), 6.47 (1H, m), 5.20 (2H, s), 4.01 (2H, d), 3.17 (1H, m), 3.04 (2H, m), 2.78 (2H, m), 1.97 (2H, m), 1.52 (2H, m), 0.99 (3H, t, $J = 6.8$ Hz).

Example 47

2-{4-[4-(4-Methanesulfonyl-phenoxy)methyl]-thiazol-2-yl]-piperidin-1-yl}-pyrimidine

[0407]



[0408] A mixture of 4-[4-(4-methylsulfonyl-phenoxy)methyl]-thiazole-2-yl]-piperidine hydrochloride (100 mg, 0.24 mmol), 2-chloropyrimidine (30 mg, 1.1 eq.) and diisopropylethylamine (122 mg, 4 eq.) in *i*-PrOH (5 mL) was heated at 90 °C for 1.5 hours. The solvent was removed *in vacuo*. The residue was purified on silica gel (60% EtOAc in hexanes) to afford the desired product. $^1\text{H NMR}$ (CDCl_3): δ 8.32 (2H, d, $J = 4.8$ Hz), 7.88 (2H, d, $J = 8.8$ Hz), 7.23 (1H, s), 7.12 (2H, d, $J = 8.8$ Hz), 6.49 (1H, t, $J = 4.8$ Hz), 5.24 (2H, s), 4.89 (2H, m), 3.32 (1H, m), 3.06 (2H, m), 3.04 (3H, s), 2.22 (2H, m), 1.81 (2H, m).

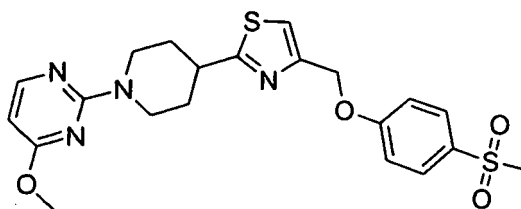
[0409] The compounds in **Examples 48-77** were synthesized from one of **Intermediates 3-13** or **Intermediates 15-25** with the corresponding substituted 2-chloropyrimidine, 2-iodopyrimidine, 2-chloropyridine, 2-fluoropyridine, 2-methanesulfonyl-pyrimidine, 2-chloropyrazine, 2-chloropyridazine or other suitable heterocycles in a manner similar to that described in **Example 47**. One skilled in the art of organic synthesis will appreciate that conditions such as solvent (such as DMF, CH_3CN); temperature, base (such as NEt_3 , K_2CO_3 , NaHCO_3 , Na_2CO_3 , Cs_2CO_3) and concentration can be selected through routine experimentation to optimize yields. Additionally, alternative coupling methods can be used that are well known in the art of organic synthesis.

Example 48

2-{4-[4-(4-Methanesulfonyl-phenoxy)methyl]-thiazol-2-yl]-piperidin-1-yl}-4-methoxy-pyrimidine

[0410]

5



10 [0411] $^1\text{H NMR}$ (CDCl_3): δ 8.06 (1H, d, $J = 6.0$ Hz), 7.87 (2H, d, $J = 8.8$ Hz), 7.23 (1H, s), 7.12 (2H, d, $J = 8.8$ Hz), 5.98 (1H, d, $J = 6.0$ Hz), 5.24 (2H, s), 4.88 (2H, m), 3.90 (3H, s), 3.31 (1H, m), 3.04 (5H, m), 2.20 (2H, m), 1.81 (2H, m).

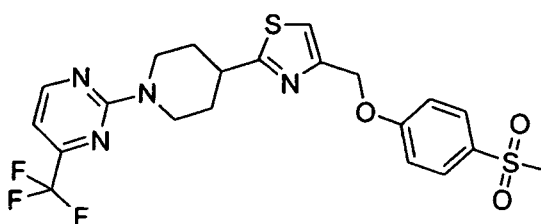
Example 49

15

2-[4-[4-(4-methanesulfonyl-phenoxy)methyl]-thiazol-2-yl]-piperidin-1-yl]-4-trifluoromethyl-pyrimidine

[0412]

20



25

30 [0413] $^1\text{H NMR}$ (CDCl_3): δ 8.50 (1H, d, $J = 4.8$ Hz), 7.88 (2H, d, $J = 8.8$ Hz), 7.24 (1H, s), 7.12 (2H, d, $J = 8.8$ Hz), 6.76 (1H, d, $J = 4.8$ Hz), 5.24 (2H, s), 4.92 (2H, m), 3.34 (1H, m), 3.11 (2H, m), 3.04 (3H, s), 2.24 (2H, m), 1.84 (2H, m).

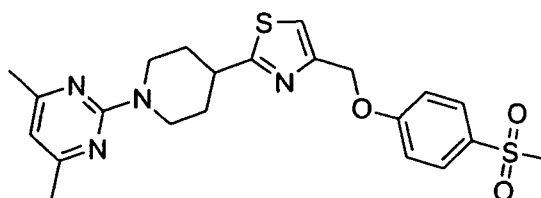
35

Example 50

2-[4-[4-(4-methanesulfonyl-phenoxy)methyl]-thiazol-2-yl]-piperidin-1-yl]-4,6-dimethyl-pyrimidine

[0414]

40



45

50 [0415] $^1\text{H NMR}$ (CDCl_3): δ 7.88 (2H, d, $J = 8.4$ Hz), 7.22 (1H, s), 7.12 (2H, d, $J = 8.4$ Hz), 6.27 (1H, s), 5.24 (2H, s), 4.96 (2H, m), 3.28 (1H, m), 3.04 (3H, s), 2.99 (2H, m), 2.29 (6H, s), 2.19 (2H, m), 1.80 (2H, m).

55

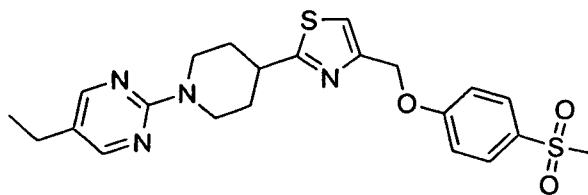
Example 51

5-Ethyl-2-[4-[4-(4-methanesulfonyl-phenoxy)methyl]-thiazol-2-yl]-piperidin-1-yl]-pyrimidine

[0416]

55

5



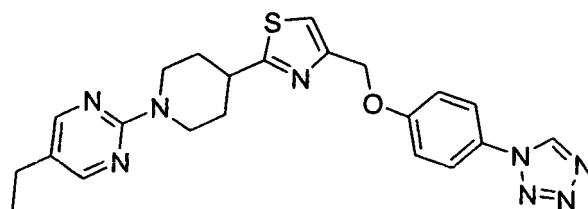
10 **[0417]** $^1\text{H NMR}$ (CDCl_3): δ 8.19 (2H, s), 7.87 (2H, d, $J = 8.8$ Hz), 7.22 (1H, s), 7.12 (2H, d, $J = 8.8$ Hz), 5.24 (2H, s), 4.84 (2H, m), 3.30 (1H, m), 3.04 (2H, m), 3.03 (3H, s), 2.47 (2H, q, $J = 7.2$ Hz), 2.22 (2H, m), 1.81 (2H, m), 1.20 (3H, t, $J = 7.2$ Hz).

Example 52

15 5-Ethyl-2-{4-[4-(4-tetrazol-1-yl-phenoxy)methyl]thiazol-2-yl}piperidin-1-yl}pyrimidine

[0418]

20



25

30 **[0419]** $^1\text{H NMR}$ ($\text{DMSO-}d_6$): δ 9.98 (1H, s), 8.24 (2H, s), 7.80 (2H, d, $J = 8.8$ Hz), 7.66 (1H, s), 7.28 (2H, d, $J = 8.8$ Hz), 5.20 (2H, s), 4.67 (2H, m), 3.32 (1H, m), 3.01 (2H, m), 2.43 (2H, q, $J = 7.2$ Hz), 2.07 (2H, m), 1.59 (2H, m), 1.11 (3H, t, $J = 7.2$ Hz).

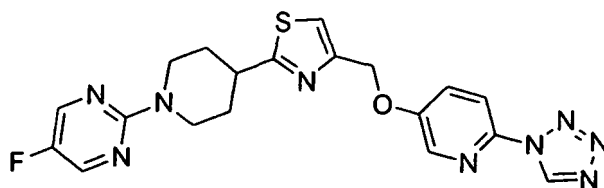
30

Example 53

35 5-Fluoro-2-{4-[4-(6-tetrazol-1-yl-pyridin-3-yloxy)methyl]thiazol-2-yl}piperidin-1-yl}pyrimidine

[0420]

40



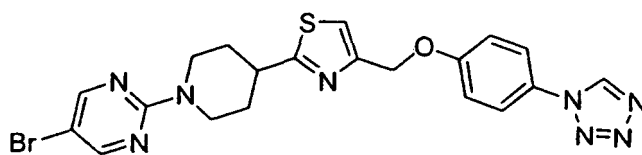
45 **[0421]** $^1\text{H NMR}$ ($\text{DMSO-}d_6$): δ 10.07 (1H, s), 8.43 (2H, s), 8.41 (1H, d, $J = 3.2$ Hz), 7.98 (1H, d, $J = 9.2$ Hz), 7.86 (1H, dd, $J = 9.2, 3.2$ Hz), 7.71 (1H, s), 5.30 (2H, s), 4.58 (2H, m), 3.31 (1H, m), 3.01 (2H, m), 2.10 (2H, m), 1.59 (2H, m).

Example 54

50 5-Bromo-2-{4-[4-(4-tetrazol-1-yl-phenoxy)methyl]thiazol-2-yl}piperidin-1-yl}pyrimidine

[0422]

55



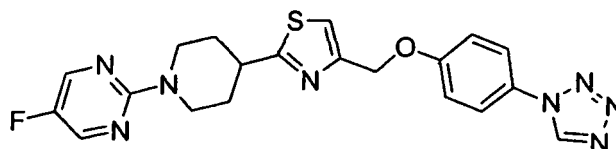
EP 2 111 107 B1

[0423] ^1H NMR (CDCl_3): δ 8.90 (1H, s), 8.29 (2H, s), 7.60 (2H, d, $J = 9.0$ Hz), 7.25 (1H, s), 7.16 (2H, d, $J = 9.0$ Hz), 5.23 (2H, s), 4.81 (2H, m), 3.31 (1H, m), 3.06 (2H, m), 2.21 (2H, m), 1.79 (2H, m).

Example 55

5-Fluoro-2-{4-[4-(4-tetrazol-1-yl-phenoxy)methyl]-thiazol-2-yl]-piperidin-1-yl}-pyrimidine

[0424]

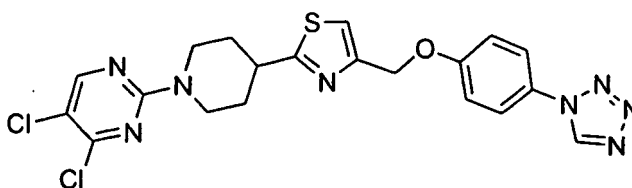


[0425] ^1H NMR (CDCl_3): δ 8.91 (1H, s), 8.20 (2H, s), 7.60 (2H, d, $J = 8.6$ Hz), 7.25 (1H, s), 7.16 (2H, d, $J = 8.6$ Hz), 5.23 (2H, s), 4.78 (2H, m), 3.31 (1H, m), 3.06 (2H, m), 2.21 (2H, m), 1.83 (2H, m).

Example 56

4,5-Dichloro-2-{4-[4-(4-tetrazol-1-yl-phenoxy)methyl]-thiazol-2-yl]-piperidin-1-yl}-pyrimidine

[0426]

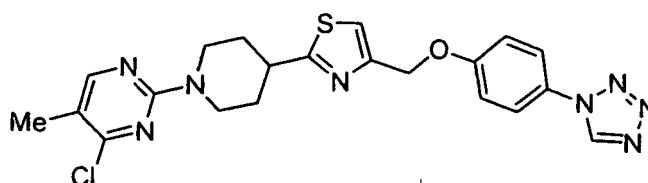


[0427] ^1H NMR (CDCl_3): δ 8.91 (1H, s), 8.10 (1H, s), 7.61 (2H, d, $J = 8.8$ Hz), 7.27 (1H, s), 7.16 (2H, d, $J = 8.8$ Hz), 5.23 (2H, s), 4.62 (2H, m), 3.34 (1H, m), 3.18 (2H, m), 2.25 (2H, m), 1.98 (2H, m).

Example 57

4-Chloro-5-methyl-2-{4-[4-(4-tetrazol-1-yl-phenoxy)methyl]-thiazol-2-yl]-piperidin-1-yl}-pyrimidine

[0428]



[0429] ^1H NMR (CDCl_3): δ 8.90 (1H, s), 8.08 (1H, s), 7.60 (2H, d, $J = 8.8$ Hz), 7.24 (1H, s), 7.17 (2H, d, $J = 8.8$ Hz), 5.23 (2H, s), 4.80 (2H, m), 3.30 (1H, m), 3.04 (2H, m), 2.19 (2H, m), 2.16 (3H, s), 1.81 (2H, m).

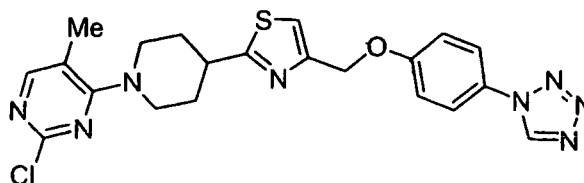
Example 58

2-Chloro-5-methyl-4-{4-[4-(4-tetrazol-1-yl-phenoxy)methyl]-thiazol-2-yl]-piperidin-1-yl}-pyrimidine

[0430]

EP 2 111 107 B1

5



[0431] $^1\text{H NMR}$ (CDCl_3): δ 8.92 (1H, s), 7.96 (1H, s), 7.60 (2H, d, $J = 8.8$ Hz), 7.27 (1H, s), 7.16 (2H, d, $J = 8.8$ Hz), 5.23 (2H, s), 4.17 (2H, m), 3.31 (1H, m), 3.10 (2H, m), 2.26 (2H, m), 2.21 (3H, s), 1.95 (2H, m).

10

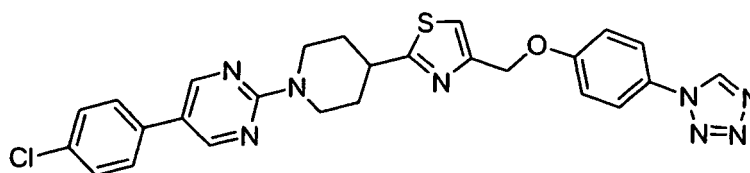
Example 59

5-(4-Chloro-phenyl)-2-{4-[4-(4-tetrazol-1-yl-phenoxy)methyl]thiazol-2-yl}piperidin-1-yl}pyrimidine

15

[0432]

20



[0433] $^1\text{H NMR}$ ($\text{DMSO}-d_6$): δ 9.97 (1H, s), 8.71 (2H, s), 7.80 (2H, d, $J = 8.8$ Hz), 7.67 (2H, d, $J = 8.4$ Hz), 7.66 (1H, s), 7.48 (2H, d, $J = 8.4$ Hz), 7.28 (2H, d, $J = 8.8$ Hz), 5.21 (2H, s), 4.76 (2H, m), 3.37 (1H, m), 3.13 (2H, m), 2.12 (2H, m), 1.66 (2H, m).

25

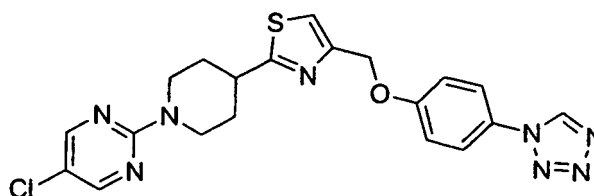
Example 60

5-Chloro-2-{4-[4-(4-tetrazol-1-yl-phenoxy)methyl]thiazol-2-yl}piperidin-1-yl}pyrimidine

30

[0434]

35



40

[0435] $^1\text{H NMR}$ (CDCl_3): δ 8.91 (1H, s), 8.23 (2H, s), 7.61 (2H, d, $J = 8.8$ Hz), 7.26 (1H, s), 7.17 (2H, d, $J = 8.8$ Hz), 5.24 (2H, s), 4.82 (2H, m), 3.32 (1H, m), 3.07 (2H, m), 2.22 (2H, m), 1.81 (2H, m).

45

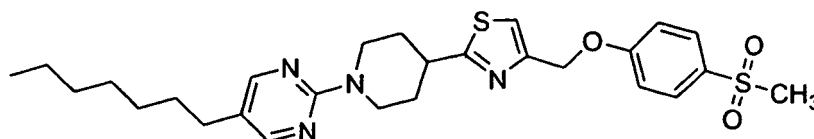
Example 61

5-Heptyl-2-{4-[4-(4-methanesulfonyl-phenoxy)methyl]thiazol-2-yl}piperidin-1-yl}pyrimidine

50

[0436]

55



[0437] $^1\text{H NMR}$ (CDCl_3): δ 8.16 (2H, s), 7.87 (2H, d, $J = 9.0$ Hz), 7.22 (1H, s), 7.12 (2H, d, $J = 9.0$ Hz), 5.24 (2H, s), 4.83 (2H, m), 3.29 (1H, m), 3.04 (2H, m), 3.03 (3H, s), 2.42 (2H, t, $J = 7.4$ Hz), 2.21 (2H, m), 1.80 (2H, m), 1.52 (2H, m),

EP 2 111 107 B1

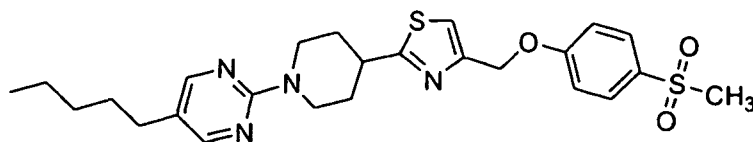
1.28 (8H, m), 0.89 (3H, t).

Example 62

5 2-{4-[4-(4-Methanesulfonyl-phenoxy)methyl]-thiazol-2-yl]-piperidin-1-yl}-5-pentyl-pyrimidine

[0438]

10



15 [0439] $^1\text{H NMR (CDCl}_3\text{): } \delta$ 8.16 (2H, s), 7.87 (2H, d, $J = 8.8$ Hz), 7.22 (1H, s), 7.12 (2H, d, $J = 8.8$ Hz), 5.23 (2H, s), 4.83 (2H, m), 3.29 (1H, m), 3.04 (2H, m), 3.03 (3H, s), 2.42 (2H, t, $J = 7.6$ Hz), 2.21 (2H, m), 1.81 (2H, m), 1.56 (2H, m), 1.32 (4H, m), 0.90 (3H, t).

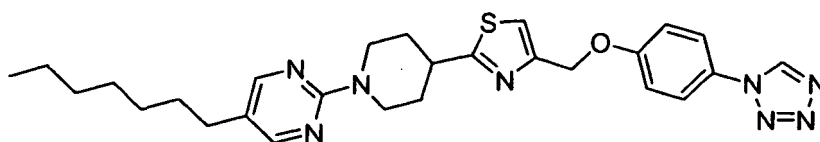
Example 63

20

5-Heptyl-2-{4-[4-(4-tetrazol-1-yl-phenoxy)methyl]-thiazol-2-yl]-piperidin-1-yl}-pyrimidine

[0440]

25



30

[0441] $^1\text{H NMR (CDCl}_3\text{): } \delta$ 8.90 (1H, s), 8.16 (2H, s), 7.60 (2H, d, $J = 8.8$ Hz), 7.24 (1H, s), 7.17 (2H, d, $J = 8.8$ Hz), 5.23 (2H, s), 4.82 (2H, m), 3.29 (1H, m), 3.04 (2H, m), 2.42 (2H, t), 2.20 (2H, m), 1.80 (2H, m), 1.53 (2H, m), 1.28 (8H, m), 0.87 (3H, t).

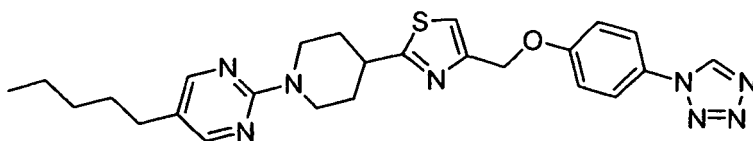
35

Example 64

5-Pentyl-2-{4-[4-(4-tetrazol-1-yl-phenoxy)methyl]-thiazol-2-yl]-piperidin-1-yl}-pyrimidine

[0442]

40



45

[0443] $^1\text{H NMR (CDCl}_3\text{): } \delta$ 8.90 (1H, s), 8.16 (2H, s), 7.60 (2H, d, $J = 8.8$ Hz), 7.24 (1H, s), 7.17 (2H, d, $J = 8.8$ Hz), 5.23 (2H, s), 4.83 (2H, m), 3.30 (1H, m), 3.04 (2H, m), 2.42 (2H, t), 2.20 (2H, m), 1.80 (2H, m), 1.54 (2H, m), 1.30 (4H, m), 0.89 (3H, t).

50

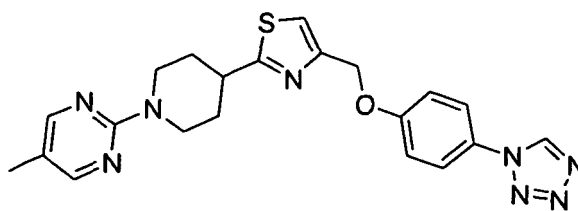
Example 65

5-Methyl-2-{4-[4-(4-tetrazol-1-yl-phenoxy)methyl]-thiazol-2-yl]-piperidin-1-yl}-pyrimidine

55

[0444]

5



10 [0445] $^1\text{H NMR}$ (CDCl_3): δ 8.94 (1H, s), 8.17 (2H, s), 7.62 (2H, d, $J = 8.8$ Hz), 7.25 (1H, s), 7.17 (2H, d, $J = 8.8$ Hz), 5.24 (2H, s), 4.82 (2H, d), 3.30 (1H, m), 3.04 (2H, m), 2.22 (2H, m), 2.13 (3H, s), 1.81 (2H, m).

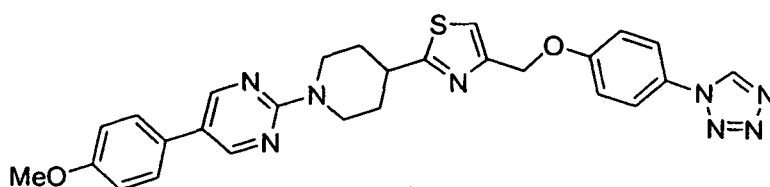
Example 66

15

5-(4-Methoxy-phenyl)-2-{4-[4-(4-tetrazol-1-yl-phenoxy)methyl]-thiazol-2-yl]-piperidin-1-yl}-pyrimidine

[0446]

20



25

[0447] $^1\text{H NMR}$ (CDCl_3): δ 8.90 (1H, s), 8.52 (s, 2H), 7.61 (2H, d, $J = 9.0$ Hz), 7.41 (2H, d, $J = 8.6$ Hz), 7.25 (1H, s), 7.17 (2H, d, $J = 9.0$ Hz), 6.99 (2H, d, $J = 8.6$ Hz), 5.24 (2H, s), 4.92 (2H, m), 3.85 (3H, s), 3.34 (1H, m), 3.12 (2H, m), 2.25 (2H, m), 1.85 (2H, m).

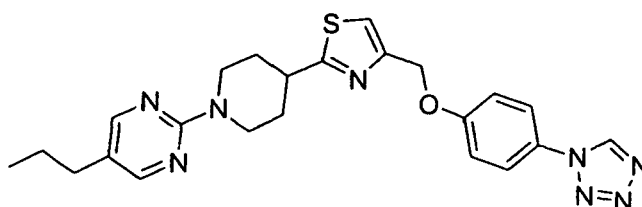
30

Example 67

5-Propyl-2-{4-[4-(4-tetrazol-1-yl-phenoxy)methyl]-thiazol-2-yl]-piperidin-1-yl}-pyrimidine

[0448]

35



40

45 [0449] $^1\text{H NMR}$ (CDCl_3): δ 8.9 (1H, s), 8.17 (2H, s), 7.61 (2H, d, $J = 8.8$ Hz), 7.24 (1H, s), 7.17 (2H, d, $J = 8.8$ Hz), 5.24 (2H, s), 4.83 (2H, m), 3.31 (1H, m), 3.04 (2H, m), 2.4 (2H, t, $J = 7.6$ Hz), 2.22 (2H, m), 1.81 (2H, m), 1.58 (2H, m), 0.94 (3H, t, $J = 7.6$ Hz).

Example 68

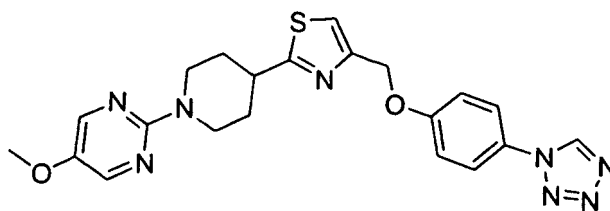
50

5-Methoxy-2-{4-[4-(4-tetrazol-1-yl-phenoxy)methyl]-thiazol-2-yl]-piperidin-1-yl}-pyrimidine

[0450]

55

5



10 [0451] $^1\text{H NMR}$ (CDCl_3): δ 8.93 (1H, s), 8.11 (2H, s), 7.61 (2H, d, $J = 8.8$ Hz), 7.25 (1H, s), 7.17 (2H, d, $J = 8.8$ Hz), 5.24 (2H, s), 4.74 (2H, m), 3.81 (3H, s), 3.31 (1H, m), 3.03 (2H, m), 2.22 (2H, m), 1.82 (2H, m).

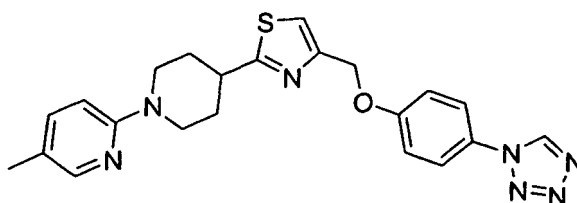
Example 69

15

5'-Methyl-4-[4-(4-tetrazol-1-yl-phenoxy)methyl]thiazol-2-yl]-3,4,5,6-tetrahydro-2H-[1,2']bipyridinyl

[0452]

20



25

[0453] $^1\text{H NMR}$ (CDCl_3): δ 8.91 (1H, s), 8.03 (1H, m), 7.61 (2H, m), 7.33 (1H, m), 7.26 (1H, s), 7.18 (2H, m), 6.65 (1H, d, $J = 8.8$ Hz), 5.24 (2H, s), 4.33 (2H, m), 3.25 (1H, m), 2.97 (2H, m), 2.22 (2H, m), 2.21 (3H, s), 1.89 (2H, m).

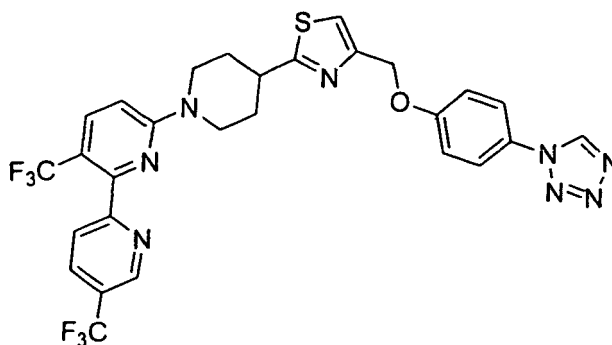
Example 70

30

4-[4-(4-Tetrazol-1-yl-phenoxy)methyl]thiazol-2-yl]-5',6''-bis-trifluoromethyl-3,4,5,6-tetrahydro-2H-[1,2';6',2'']terpyridine

[0454]

35



40

45

[0455] $^1\text{H NMR}$ ($\text{DMSO}-d_6$): δ 8.81 (1H, m), 8.39 (1H, m), 8.13 (1H, dd, $J = 8.8, 2.4$ Hz), 7.76 (1H, dd, $J = 8.8, 2.8$ Hz), 7.66 (1H, s), 7.59 (2H, m), 7.25 (2H, m), 6.99 (1H, d, $J = 9$ Hz), 6.8 (1H, d, $J = 9$ Hz), 5.19 (2H, s), 4.48 (2H, d), 3.37 (1H, m), 3.10 (2H, m), 2.11 (2H, m), 1.65 (2H, m).

50

Example 71

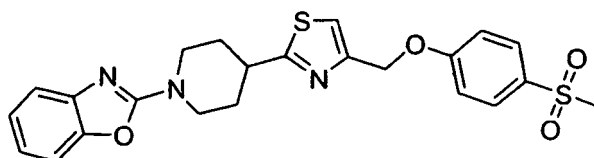
55

4-[4-(4-Tetrazol-1-yl-phenoxy)methyl]thiazol-2-yl]-5'-trifluoromethyl-3,4,5,6-tetrahydro-2H-[1,2']bipyridinyl

[0456]

EP 2 111 107 B1

5



[0463] $^1\text{H NMR}$ (CDCl_3): δ 7.87 (2H, d, $J = 8.4$ Hz), 7.36 (1H, d, $J = 7.6$ Hz), 7.01~7.19 (6H, m), 5.24 (2H, s), 4.42 (2H, m), 3.30 (3H, m), 3.03 (3H, s), 2.27 (2H, m), 1.95 (2H, m).

10

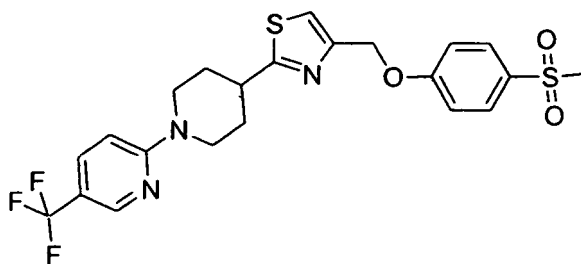
Example 75

4-[4-(4-Methanesulfonyl-phenoxy)methyl]-thiazol-2-yl]-5'-trifluoromethyl-3,4,5,6-tetrahydro-2H-[1,2']bipyridinyl

15

[0464]

20



25

[0465] $^1\text{H NMR}$ (CDCl_3): δ 8.4 (1H, s), 7.87 (2H, d), 7.63 (1H, m), 7.26 (1H, s), 7.12 (2H, d), 6.69 (1H, d), 5.23 (2H, s), 4.55-4.50 (2H, m), 3.38-3.28 (1H, m), 3.20-3.10 (2H, m), 3.04 (3H, s), 2.30-2.20 (2H, m), 1.90-1.80 (2H, m).

30

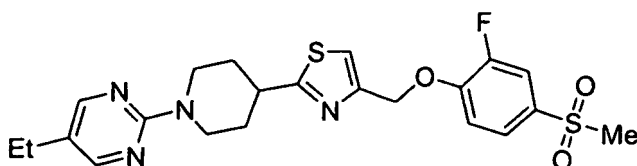
Example 76

5-Ethyl-2- {4-[4-(2-fluoro-4-methanesulfonyl-phenoxy)methyl]-thiazol-2-yl]-piperidin-1-yl}-pyrimidine

35

[0466]

40



[0467] $^1\text{H NMR}$ (CDCl_3): δ 8.18 (2H, s), 7.65~7.70 (2H, m), 7.21~7.26 (2H, m), 5.30 (2H, s), 4.81~4.84 (2H, m), 3.25~3.28 (1H, m), 3.03 (3H, s), 3.00~3.07 (2H, m), 2.44 (2H, q), 2.21 (2H, m), 1.77~1.81 (2H, m), 1.19 (3H, t).

45

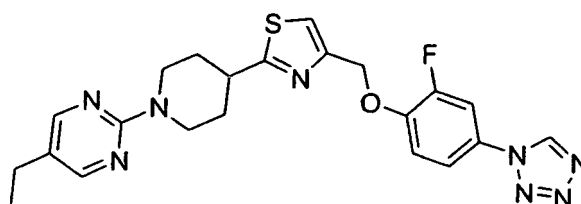
Example 77

5-Ethyl-2- {4-[4-(2-fluoro-4-tetrazol-1-yl-phenoxy)methyl]-thiazol-2-yl]-piperidin-1-yl}-pyrimidine

50

[0468]

55



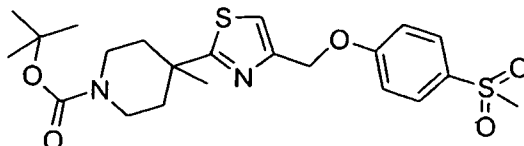
EP 2 111 107 B1

[0469] $^1\text{H NMR}$ (CDCl_3): δ 8.96 (1H, s), 8.19 (2H, s), 7.55-7.25 (4H, m), 5.31 (2H, s), 4.82 (2H, m), 3.30 (1H, m), 3.04 (2H, m), 2.47 (2H, q), 2.23 (2H, m), 1.81 (2H, m), 1.20 (3H, t).

Example 78

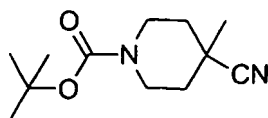
4-[4-(4-Methanesulfonyl-phenoxy)methyl-thiazol-2-yl]-4-methyl-piperidine-1-carboxylic acid *tert*-butyl ester

[0470]



Step 1: 4-Cyano-4-methyl-piperidine-1-carboxylic acid *tert*-butyl ester

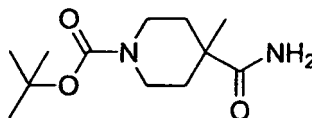
[0471]



[0472] To a solution of 4-cyano-piperidine-1-carboxylic acid *tert*-butyl ester (4.52 g, 20 mmol) in THF (50 mL) was added LHMDS in THF (24 mL, 24 mmol) at 0°C . After stirring at 0°C for 1 hour, MeI (5.7 g) was added. The reaction mixture was kept at 0°C for 2 hours, then partitioned between EtOAc and H_2O . After concentration *in vacuo*, the residue was purified by silica column chromatography with EtOAc/hexanes to give the desired product.

Step 2: 4-Carbamoyl-4-methyl-piperidine-1-carboxylic acid *tert*-butyl ester

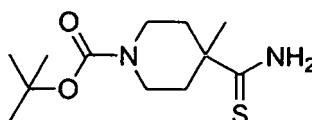
[0473]



[0474] To a solution of 4-cyano-4-methyl-piperidine-1-carboxylic acid *tert*-butyl ester (2.24 g, 10 mmol) in methanol (25 mL) was added DMSO (1 mL), aqueous 1N NaOH (12 mL, 12 mmol) and H_2O_2 (4 mL) at room temperature. The mixture was heated at 50°C for 3 hours. After cooling to room temperature, the mixture was partitioned between EtOAc and H_2O . The organic layer was washed successively with H_2O and brine. After drying (Na_2SO_4), the solvent was removed to afford the desired product.

Step 3: 4-Methyl-4-thiocarbamoyl-piperidine-1-carboxylic acid *tert*-butyl ester

[0475]



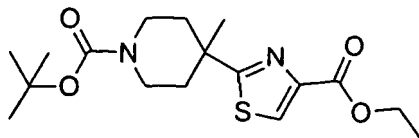
[0476] To a solution of 4-carbamoyl-4-methyl-piperidine-1-carboxylic acid *tert*-butyl ester (2.1 g, 8.7 mmol) in THF (30 mL) was added Lawesson's reagent (3.5 g, 8.7 mmol) at room temperature. The mixture was heated at 50°C for 3 hours. After cooling to room temperature, the solvent was removed *in vacuo* and the residue was partitioned between EtOAc and H_2O . The organic layer was washed with saturated NaHCO_3 , and brine. After drying (Na_2SO_4), the solvent was removed *in vacuo*, and the residue was purified by silica column chromatography with EtOAc/hexanes to afford the

desired product.

Step 4: 4-(4-Ethoxycarbonyl-thiazol-2-yl)-4-methyl-piperidine-1-carboxylic acid tert-butyl ester

5 [0477]

10



15

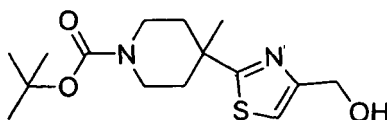
[0478] To a solution of 4-methyl-4-thiocarbamoyl-piperidine-1-carboxylic acid tert-butyl ester (1 g, 4 mmol) in EtOH (10 mL) was added ethyl bromopyruvate (0.78 g, 4 mmol) at room temperature. The mixture was heated to refluxing for 3 hours. After cooling to room temperature, the solvent was removed *in vacuo*. The residue was dissolved in methylene chloride (15 mL), Et₃N (1 mL) and di-tert-butyl dicarbonate (1.3 g) were added to the solution. The mixture was stirred at room temperature overnight. The mixture was washed with H₂O and brine. After drying (Na₂SO₄), the solvent was removed *in vacuo*, and the residue was purified by silica column chromatography with EtOAc/hexanes to afford the desired product.

20

Step 5: 4-(4-Hydroxymethyl-thiazol-2-yl)-4-methyl-piperidine-1-carboxylic acid *tert*-butyl ester

[0479]

25



30

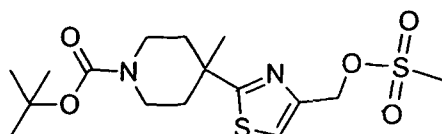
[0480] To a solution of 4-(4-ethoxycarbonyl-thiazol-2-yl)-4-methyl-piperidine-1-carboxylic acid tert-butyl ester (0.6 g, 1.7 mmol) in anhydrous THF (10 mL) was added LiAlH₄ (0.1 g, 2.6 mmol) at 0 °C. The mixture was kept at 0 °C for 2 hours and the reaction was quenched with EtOH. The solvent was evaporated and the residue was diluted with EtOAc, washed with 1N NaOH, brine. After drying (Na₂SO₄), the solvent was removed *in vacuo*, and the residue was purified by silica column chromatography with EtOAc/hexanes to afford the desired product.

35

Step 6: 4-(4-Methanesulfonyloxymethyl-thiazol-2-yl)-4-methyl-piperidine-1-carboxylic acid *tert*-butyl ester

[0481]

40



45

[0482] To a solution of 4-(4-hydroxymethyl-thiazol-2-yl)-4-methyl-piperidine-1-carboxylic acid *tert*-butyl ester (0.42 g, 1.3 mmol) in methylene chloride (10mL) was added methanesulfonyl chloride (0.19 g, 1.7 mmol) and triethylamine (0.2 g, 2 mmol) at 0 °C. After stirring at 0°C for 1 hour, the mixture was diluted with EtOAc and washed with H₂O and brine. After drying (Na₂SO₄), the solvent was removed *in vacuo*, and the residue was purified by silica column chromatography with EtOAc/hexanes to afford the desired product.

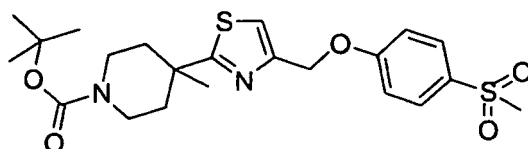
50

Step 7: 4-[4-(4-Methanesulfonyl-phenoxy)methyl]-thiazol-2-yl]-4-methyl-piperidine-1-carboxylic acid tert-butyl ester

[0483]

55

EP 2 111 107 B1



5

[0484] A mixture of 4-(4-methanesulfonyloxymethyl-thiazol-2-yl)-4-methyl-piperidine-1-carboxylic acid tert-butyl ester (0.2 g, 0.5 mmol), 4-methanesulfonyl-phenol (86 mg, 0.5 mmol) and Cs_2CO_3 (170 mg, 0.52 mmol) in acetonitrile (4 mL) was heated at 40 °C overnight. After cooling, the solid was filtered through a pad of celite. The filtrate was concentrated *in vacuo*. The residue was purified on silica gel (EtOAc-hexanes, 1:1) to afford the desired product. $^1\text{H NMR}$ (CDCl_3): δ 7.83 (2H, m), 7.23 (1H, s), 7.09 (2H, m), 5.2 (2H, s), 3.64-3.54 (2H, m), 3.3~3.24 (2H, m), 2.99 (3H, s), 2.2~2.1 (2H, m), 1.72-1.64(2H, m), 1.41 (9H, s), 1.36 (3H, s).

10

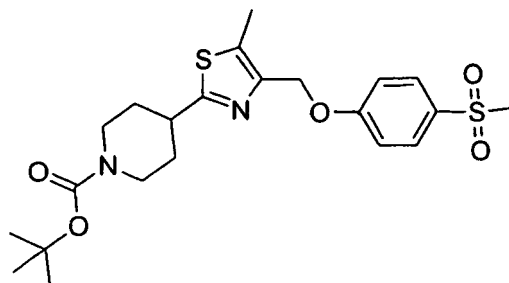
Example 79

15

4-[4-(4-Methanesulfonyl-phenoxy)methyl]-5-methyl-thiazol-2-yl]-piperidine-1-carboxylic acid *tert*-butyl ester

[0485]

20



25

30

[0486] To a solution of 4-(4-hydroxymethyl-5-methyl-thiazol-2-yl)-piperidine-1-carboxylic acid *tert*-butyl ester (0.18g, 0.6 mmol), 4-methanesulfonyl-phenol (0.1 g, 0.6 mmol) and PPh_3 (0.19 g, 0.72mmol) in THF (5 mL) was added diethylazodicarboxylate (DEAD) (0.22 g, 0.72 mmol) at room temperature. The resulting mixture was stirred at room temperature for 30 minutes. The solvent was removed and the residue was purified by flash chromatography on silica gel to afford the desired product. $^1\text{H NMR}$ (CDCl_3): δ 7.9 (2H, d, $J = 9$ Hz), 7.09 (2H, d, $J = 9$ Hz), 5.2 (2H, s), 4.28-4.10 (2H, m), 3.14-3.04 (1H, m), 3.04 (3H, s), 2.9-2.8 (2H, m), 2.44 (3H, s), 2.1~2 (2H, m), 1.76-1.64 (2H, m), 1.47 (9H, s).

35

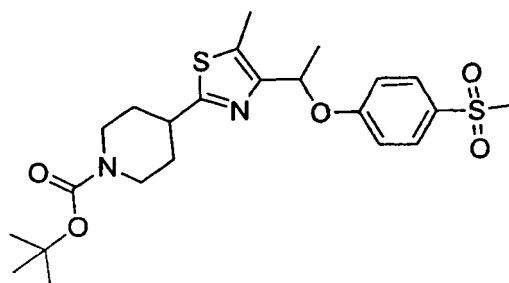
Example 80

40

4-[4-[1-(4-Methanesulfonyl-phenoxy)-ethyl]-5-methyl-thiazol-2-yl]-piperidine-1-carboxylic acid *tert*-butyl ester

[0487]

45

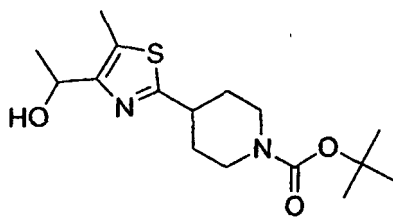


50

55

Step 1: 4-[4-(1-Hydroxy-ethyl)-5-methyl-thiazol-2-yl]-piperidine-1-carboxylic acid *tert*-butyl ester

[0488]



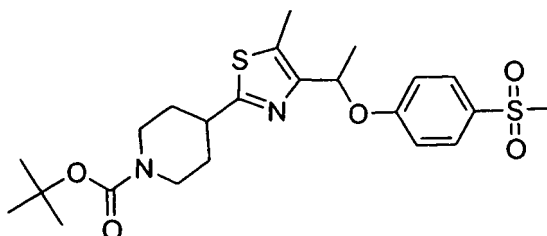
5

10 **[0489]** To a solution of 4-(4-formyl-5-methyl-thiazol-2-yl)-piperidine-1-carboxylic acid tert-butyl ester (0.31 g, 1 mmol) in THF (10 mL) was added MeMgI (1 mL, 3 mmol) in Et₂O at room temperature. The resulting mixture was stirred at room temperature for 1 hour. The reaction was quenched with saturated aqueous NH₄Cl and extracted with EtOAc. The organic layer was washed with H₂O and brine. After drying over Na₂SO₄, the solvent was removed. The residue was purified by flash chromatography on silica gel to afford the desired product.

15 **Step 2:** 4-{4-[1-(4-Methanesulfonyl-phenoxy)-ethyl]-5-methyl-thiazol-2-yl}-piperidine-1-carboxylic acid *tert*-butyl ester

[0490]

20



25

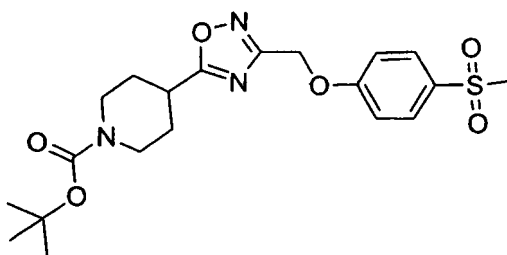
30 **[0491]** To a solution of 4-[4-(1-Hydroxy-ethyl)-5-methyl-thiazol-2-yl]-piperidine-1-carboxylic acid tert-butyl ester (0.15g, 0.46 mmol), 4-methanesulfonyl-phenol (0.08 g, 0.46 mmol) and PPh₃ (0.14 g, 0.55mmol) in THF (5 mL) was added DEAD (0.1 g, 0.55 mmol) at room temperature. The resulting mixture was stirred at room temperature for 30 minutes. The solvent was removed. The residue was purified by flash chromatography on silica gel to afford the desired product. ¹H NMR (CDCl₃): δ 7.79 (2H, m), 6.94 (2H, m), 5.59 (1H, q, J = 6 Hz), 4.2-4.04 (2H, m), 3.04-2.94 (1H, m), 2.98 (3H, s), 2.86-2.72 (2H, m), 2.39 (3H, s), 2.04-1.96 (2H, m), 1.67 (3H, d, J = 6 Hz), 1.66-1.58 (2H, m), 1.42 (9H, s).

35 **Example 81**

4-[3-(4-Methanesulfonyl-phenoxy)methyl]-[1,2,4]oxadiazol-5-yl]-piperidine-1-carboxylic acid *tert*-butyl ester

[0492]

40



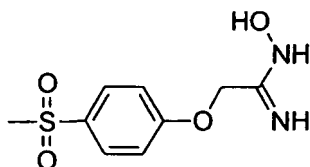
45

50

Step 1: N-Hydroxy-2-(4-methanesulfonyl-phenoxy)-acetamide

[0493]

55



5

10

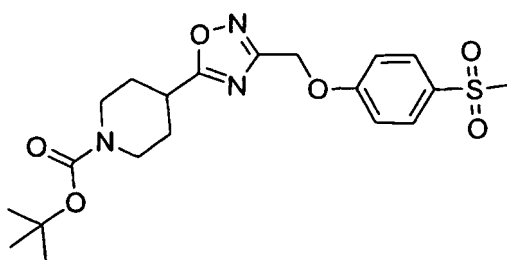
[0494] To a mixture of (4-methanesulfonyl-phenoxy)-acetonitrile (2 g, 9.5 mmol), K_2CO_3 (1.3 g, 9.5 mmol) in H_2O (30 mL) and EtOH (15 mL) was added hydroxylamine hydrochloride (1.32 g, 19 mmol). The mixture was heated under reflux overnight, cooled and ethanol was removed *in vacuo* and the residue was extracted with EtOAc (150 mL). The organic layer was washed successively with H_2O and brine. After drying (Na_2SO_4), the solvent was removed to afford the desired product.

15

Step 2: 4-[3-(4-Methanesulfonyl-phenoxy)-[1,2,4]oxadiazol-5-yl]-piperidine-1-carboxylic acid tert-butyl ester

[0495]

20



25

30

[0496] To a solution of piperidine-1,4-dicarboxylic acid mono-tert-butyl ester (2.06 g, 9 mmol), NEt_3 (1.2 g, 12 mmol) in toluene (150 mL) was added isobutylchloroformate (1.23g, 9 mmol) at $0^\circ C$. The mixture was stirred at room temperature for 1.5 hours. N-hydroxy-2-(4-methanesulfonyl-phenoxy)-acetamide (1.5 g, 6 mmol) was added to the mixture. The mixture was heated under reflux overnight, cooled and the mixture was washed successively with H_2O and brine. After drying (Na_2SO_4), the solvent was removed. The residue was purified by flash chromatography on silica gel to afford the desired product. 1H NMR ($CDCl_3$): δ 7.98 (2H, m), 7.14 (2H, m), 5.24 (2H, s), 4.2-4.05 (2H, m), 3.14 (1H, m), 3.03 (3H, s), 2.95 (2H, m), 2.12~2.04 (2H, m), 1.80 (2H, m), 1.46 (9H, s).

35

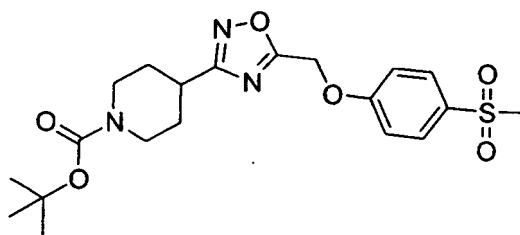
Example 82

4-[5-(4-Methanesulfonyl-phenoxy)-[1,2,4]oxadiazol-3-yl]-piperidine-1-carboxylic acid *tert*-butyl ester

40

[0497]

45

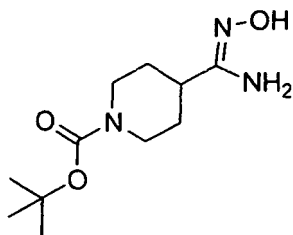


50

Step 1: 4-(N-Hydroxycarbamimidoyl)-piperidine-1-carboxylic acid tert-butyl ester

[0498]

55



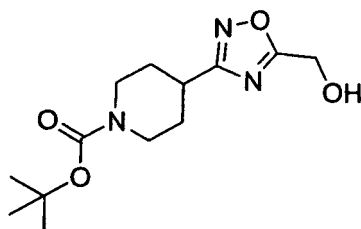
10 **[0499]** To a mixture of 4-cyano-piperidine-1-carboxylic acid tert-butyl ester (6.3 g, 30 mmol), K_2CO_3 (4.2 g, 30 mmol) in H_2O (50 mL) and EtOH (30 mL) was added hydroxylamine hydrochloride (4.17 g, 60 mmol). The mixture was heated under reflux overnight, cooled to room temperature and ethanol was removed *in vacuo*. The residue was extracted with EtOAc (300 mL). The organic layer was washed successively with H_2O and brine. After drying (Na_2SO_4), the solvent was removed to afford the desired product.

15

Step 2: 4-(5-Hydroxymethyl-[1,2,4]oxadiazol-3-yl)-piperidine-1-carboxylic acid tert-butyl ester

[0500]

20



25

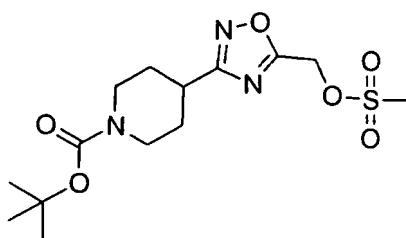
30 **[0501]** To a solution of hydroxy-acetic acid (1.67 g, 22 mmol), NEt_3 (4.4 g, 44 mmol) in toluene (150 mL) was added isobutylchloroformate (6 g, 44 mmol) at $0^\circ C$. The mixture was stirred at room temperature for 1.5 hours. 4-(N-Hydroxycarbamimidoyl)-piperidine-1-carboxylic acid *tert*-butyl ester (5.35 g, 22 mmol) was added to the mixture. The mixture was heated under reflux overnight, and then cooled to room temperature; the mixture was washed successively with H_2O and brine. After drying (Na_2SO_4), the solvent was removed. The residue was dissolved in THF (20 mL), and aqueous NaOH (10 mL, 10 mmol) was added. The mixture was stirred at room temperature for 2 hours and diluted with EtOAc (50 mL). The organic layer was washed with brine, after drying (Na_2SO_4), the solvent was removed *in vacuo*, and the residue was purified by silica column chromatography with EtOAc/hexanes to afford the desired product.

35

Step 3: 4-(5-Methanesulfonyloxymethyl-[1,2,4]oxadiazol-3-yl)-piperidine-1-carboxylic acid *tert*-butyl ester

40

[0502]



45

50

[0503] To a solution of 4-(5-hydroxymethyl-[1,2,4]oxadiazol-3-yl)-piperidine-1-carboxylic acid *tert*-butyl ester (0.2 g, 0.7 mmol) in methylene chloride (5 mL) was added methanesulfonyl chloride (0.1 g, 0.9 mmol) and triethyl amine (0.14 g, 1.4 mmol) at $0^\circ C$. After stirred at $0^\circ C$ for 1 hour, the mixture was diluted with EtOAc and washed with H_2O , brine. After drying (Na_2SO_4), the solvent was removed *in vacuo*, and the residue was purified by silica column chromatography with EtOAc/hexanes to afford the desired product

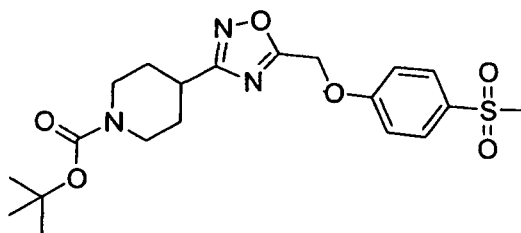
55

Step 4: 4-[5-(4-Methanesulfonyl-phenoxy)methyl]-[1,2,4]oxadiazol-3-yl]-piperidine-1-carboxylic acid *tert*-butyl ester

[0504]

5

10



15

20

[0505] A mixture of 4-(5-methanesulfonyloxymethyl-[1,2,4]oxadiazol-3-yl)-piperidine-1-carboxylic acid *tert*-butyl ester (0.12 g, 0.33 mmol), 4-methanesulfonyl-phenol (86 mg, 0.5 mmol) and Cs_2CO_3 (0.33 g, 1 mmol) in acetonitrile (5 mL) was heated at 50°C for 2 hours. After cooling, the solid was filtered through a pad of celite. The filtrate was concentrated in *vacuo*. The residue was purified on silica gel (EtOAc-hexanes, 1:1) to afford the desired product. ^1H NMR (CDCl_3): δ 7.9 (2H, d, $J = 8.8$ Hz), 7.12 (2H, d, $J = 8.8$ Hz), 5.34 (2H, s), 4.2~4.05 (2H, m), 3.03 (3H, s), 3.04~2.85 (3H, m), 2.05~1.96 (2H, m), 1.8~1.7 (2H, m), 1.45 (9H, s).

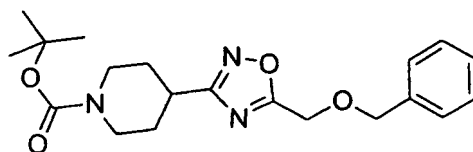
Example 83

4-(5-Benzyloxymethyl-[1,2,4]oxadiazol-3-yl)-piperidine-1-carboxylic acid *tert*-butyl ester

25

[0506]

30



35

40

[0507] To a solution of benzyloxy-acetic acid (5 g, 30 mmol), NEt_3 (3.6 g, 36 mmol) in toluene (150 mL) was added isobutylchloroformate (4.1 g, 30 mmol) at 0°C. The mixture was stirred at room temperature for 1.5 hours. 4-(*N*-hydroxycarbamidoyl)-piperidine-1-carboxylic acid *tert*-butyl ester (7.3 g, 30 mmol) was added to the mixture. The mixture was heated under reflux overnight, cooled and the mixture was washed successively with H_2O and brine. After drying (Na_2SO_4), the solvent was removed. The residue was purified by flash chromatography on silica gel to afford the desired product. ^1H NMR (CDCl_3): δ 7.4~7.3 (5H, m), 4.7 (2H, s), 4.69 (2H, s), 4.2~4.04 (2H, m), 3.02~2.84 (3H, m), 2.04~1.94 (2H, m), 1.84~1.7 (2H, m), 1.46 (9H, s).

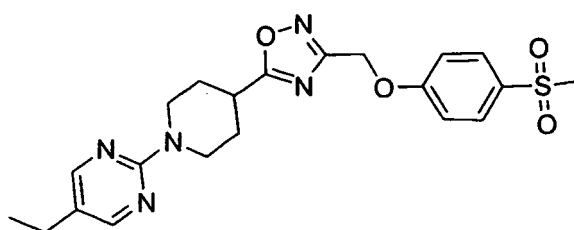
Example 84

5-Ethyl-2-{4-[3-(4-methanesulfonyl-phenoxy)methyl]-[1,2,4]oxadiazol-5-yl]-piperidin-1-yl}-pyrimidine

45

[0508]

50



55

[0509] To the crude HCl salt (0.18 g, ~0.5 mmol) of 4-[3-(4-methanesulfonyl-phenoxy)methyl]-[1,2,4]oxadiazol-5-yl]-piperidine, prepared by treatment of 4-[3-(4-methanesulfonyl-phenoxy)methyl]-[1,2,4]oxadiazol-5-yl]-piperidine-1-carboxylic acid *tert*-butyl ester (Example 81) in dioxane with 4N HCl, was added 2-propanol (3 mL), followed by DIPEA (0.13 g, 1

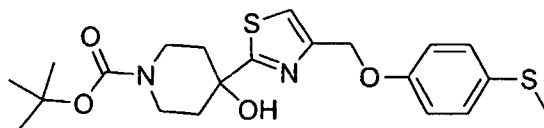
EP 2 111 107 B1

mmol) and 2-Chloro-5-ethyl-pyrimidine (0.14 g, 1 mmol). The resulting mixture was stirred at 70 °C overnight. After concentration *in vacuo*, the residue was purified by silica column chromatography with EtOAc/hexanes to afford the desired product. ¹H NMR (CDCl₃): δ 8.18 (2H, s), 7.89 (2H, d, *J* = 8.8 Hz), 7.15 (2H, d, *J* = 8.8 Hz), 5.24 (2H, s), 4.75~4.65 (2H, m), 3.3~3.2 (1H, m), 3.2~3.1 (2H, m), 3.03 (3H, s), 2.47 (2H, q, *J* = 7.6 Hz), 2.22~2.16 (2H, m), 1.96~1.84 (2H, m), 1.19 (3H, t, *J* = 7.6 Hz).

Example 85

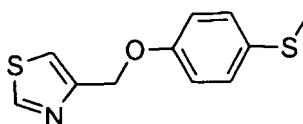
4-Hydroxy-4-[4-(4-methylsulfanyl-phenoxy)methyl]-thiazol-2-yl]-piperidine-1-carboxylic acid *tert*-butyl ester

[0510]



Step 1: 4-(4-Methylsulfanyl-phenoxy)methyl-thiazole

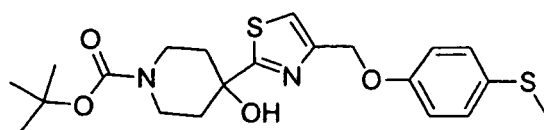
[0511]



[0512] A mixture of 4-chloromethyl thiazole hydrochloride (3.0 g, 17.6 mmol), 4-methylsulfanyl-phenol (2.5 g, 1 eq.) and K₂CO₃ (6.1 g, 2.5 eq.) in acetone (60 mL) was heated to reflux for 48 hours. After cooling, the solid was filtered off. The filtrate was evaporated to dryness *in vacuo*. The crude product was redissolved in diethyl ether. The solution was washed twice with 2N NaOH solution and then with H₂O. After being dried over Na₂SO₄, removal of the solvent afforded the desired product as an off-white solid.

Step 2: 4-Hydroxy-4-[4-(4-methylsulfanyl-phenoxy)methyl]-thiazol-2-yl]-piperidine-1-carboxylic acid *tert*-butyl ester

[0513]

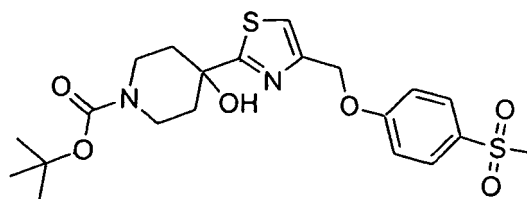


[0514] To a stirred solution of 4-(4-methanesulfanyl-phenoxy)methyl-thiazole (3.92 g, 16.5 mmol) in THF (40 mL) at -78 °C was added *n*-BuLi (1.73 mL, 1.05 eq., 10.0 M in hexanes). The resulting solution was stirred at this temperature for 30 minutes. Then a solution of 1-Boc-4-piperidone (3.30 g, 1 eq.) in THF (20 mL) was added in dropwise. The resulting mixture was stirred for 30 minutes. The reaction was quenched by addition of H₂O (5 mL). Most of the THF was removed *in vacuo*. The mixture was extracted with EtOAc. The organic layer was separated, washed with brine and dried over Na₂SO₄. After removal of the solvent, the crude product was purified on silica gel (EtOAc:hexanes = 2:3) to afford the desired product as a foam. ¹H NMR (CDCl₃): δ 7.27 (2H, d, *J* = 8.8 Hz), 7.26 (1H, s), 6.93 (2H, d, *J* = 8.8 Hz), 5.14 (2H, s), 4.02 (2H, br), 3.27 (2H, br), 2.97 (1H, br), 2.45 (3H, s), 2.11 (2H, m), 1.86 (2H, m), 1.48 (9H, s).

Example 86

4-Hydroxy-4-[4-(4-methanesulfonyl-phenoxy)methyl]-thiazol-2-yl]-piperidine-1-carboxylic acid *tert*-butyl ester

[0515]

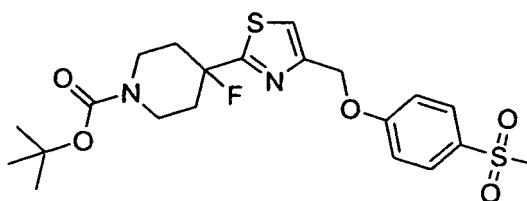


5
10
15
[0516] To a solution of 4-hydroxy-4-[4-(4-methylsulfonyl-phenoxy)methyl]-thiazol-2-yl]-piperidine-1-carboxylic acid tert-butyl ester (**Example 85**, 6.8 g, 15.6 mmol) in CH_2Cl_2 (150 mL) at room temperature was added *m*-CPBA (8.4 g, 2.2 eq.) portionwise. The resulting solution was stirred for 30 minutes, then it was washed with 2 N NaOH solution twice and dried over Na_2SO_4 . After removal of the solvent, the crude product was purified on silica gel (EtOAc:hexanes = 3:2) to afford the desired product as a white foam. ^1H NMR (CDCl_3): δ 7.88 (2H, d, J = 8.8 Hz), 7.31 (1H, s), 7.12 (2H, d, J = 8.8 Hz), 5.24 (2H, s), 4.03 (2H, br), 3.27 (2H, br), 3.04 (3H, s), 2.13 (2H, m), 1.86 (2H, m), 1.48 (9H, s).

Example 87

4-Fluoro-4-[4-(4-methanesulfonyl-phenoxy)methyl]-thiazol-2-yl]-piperidine-1-carboxylic acid tert-butyl ester

20 [0517]

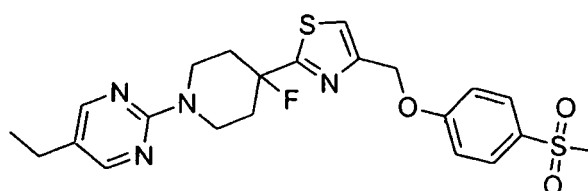


25
30
35
[0518] To a solution of 4-hydroxy-4-[4-(4-methanesulfonyl-phenoxy)methyl]-thiazol-2-yl]-piperidine-1-carboxylic acid tert-butyl ester (**Example 86**, 5.29 g, 11.3 mmol) in CH_2Cl_2 (100 mL) at 0 °C was added DAST (1.8 mL, 1.2 eq.). The reaction mixture was stirred for 30 minutes before it was quenched by addition of saturated NaHCO_3 solution (20 mL). The organic phase was separated and dried over Na_2SO_4 . After removal of the solvent, the crude product was purified on silica gel (EtOAc:hexanes = 2:3) to afford the desired product as a white solid. ^1H NMR (CDCl_3): δ 7.86 (2H, d, J = 9.2 Hz), 7.35 (1H, s), 7.10 (2H, d, J = 9.2 Hz), 5.22 (2H, s), 4.08 (2H, br), 3.19 (2H, br), 3.02 (3H, s), 2.05 ~ 2.32 (4H, m), 1.46 (9H, s).

Example 88

40 5-Ethyl-2-[4-fluoro-4-[4-(4-methanesulfonyl-phenoxy)methyl]-thiazol-2-yl]-piperidin-1-yl]-pyrimidine

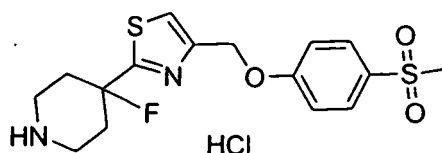
[0519]



50 Step 1: 4-Fluoro-4-[4-(4-methanesulfonyl-phenoxy)methyl]-thiazol-2-yl]-piperidine hydrochloride

[0520]

EP 2 111 107 B1



5

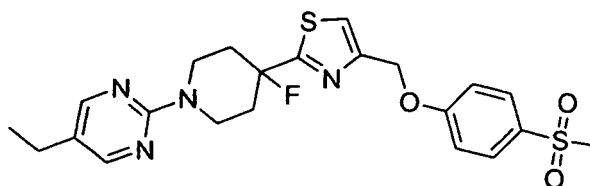
[0521] To a solution of 4-fluoro-4-[4-(4-methanesulfonyl-phenoxy)methyl]-thiazol-2-yl]-piperidine-1-carboxylic acid *tert*-butyl ester (**Example 87**, 4.24 g, 9.01 mmol) in methanol (50 mL) was added 4 N HCl in dioxane (15 mL). The resulting solution was stirred overnight. The mixture was then evaporated to dryness *in vacuo* to afford the desired product as a white solid.

10

Step 2: 5-Ethyl-2-[4-fluoro-4-[4-(4-methanesulfonyl-phenoxy)methyl]-thiazol-2-yl]-piperidin-1-yl]-pyrimidine

[0522]

15



20

[0523] A solution of 4-fluoro-4-[4-(4-methanesulfonyl-phenoxy)methyl]-thiazol-2-yl]-piperidine hydrochloride (4.0 g, 9.01 mmol), 2-chloro-5-ethyl-pyrimidine (1.55 g, 1.2 eq.) and DIPEA (4.7 g, 4 eq.) in 2-propanol (30 mL) in a sealed pressure vessel was stirred at 160 °C (oil bath temperature) overnight. After cooling, the solvent was removed *in vacuo*. The residue was partitioned between water and EtOAc. The organic phase was washed with brine and dried over Na₂SO₄. After removal of the solvent, the crude product was purified on silica gel (EtOAc:hexanes = 1:1) to afford the desired product as a white solid. ¹H NMR (CDCl₃): δ 8.19 (2H, s), 7.87 (2H, d, *J* = 9.2 Hz), 7.36 (1H, s), 7.10 (2H, d, *J* = 9.2 Hz), 5.23 (2H, s), 4.69 (2H, m), 3.44 (2H, m), 3.03 (3H, s), 2.48 (2H, q, *J* = 7.6 Hz), 2.15 ~ 2.39 (4H, m), 1.21 (3H, t, *J* = 7.6 Hz).

25

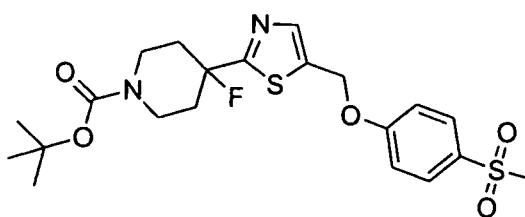
30

Example 89

4-Fluoro-4-[5-(4-methanesulfonyl-phenoxy)methyl]-thiazol-2-yl]-piperidine-1-carboxylic acid *tert*-butyl ester

35

[0524]



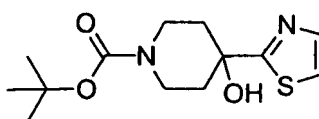
40

45

Step 1: 4-Hydroxy-4-thiazol-2-yl-piperidine-1-carboxylic acid *tert*-butyl ester

[0525]

50



55

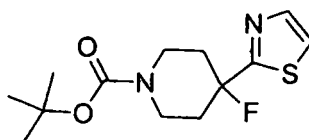
[0526] To a cooled (-78 °C) and stirred solution of *n*-BuLi (2.6 mL, 1.05 eq., 10.0 M in hexanes) in dry Et₂O (20 mL) was added dropwise a solution of 2-bromothiazole (4.0 g, 24.4 mmol) in THF (10 mL) over a 10 minute period. After the yellow mixture had been stirred at -78 °C for 30 minutes, a solution of 1-Boc-4-piperidone (4.9 g, 1 eq.) in THF (20 mL)

EP 2 111 107 B1

was added slowly. The mixture was then continued to stir for another 30 minutes before the reaction was quenched by addition of water (5 mL). The mixture was warmed to room temperature and extracted with EtOAc. The organic phase was separated, washed with brine and dried over Na₂SO₄. After removal of the solvent, the crude product was purified on silica gel (45% EtOAc in hexanes) to afford the desired product as a thick oil.

Step 2: 4-Fluoro-4-thiazol-2-yl-piperidine-1-carboxylic acid tert-butyl ester

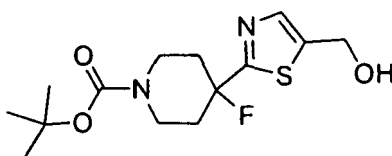
[0527]



[0528] To a solution of 4-hydroxy-4-thiazol-2-yl-piperidine-1-carboxylic acid tert-butyl ester (4.36 g, 15.3 mmol) in CH₂Cl₂ (50 mL) at 0 °C was added DAST (2.4 mL, 1.2 eq.). The reaction mixture was stirred for 30 minutes before it was quenched by addition of saturated NaHCO₃ solution (20 mL). The organic phase was separated and dried over Na₂SO₄. After removal of the solvent, the crude product was purified on silica gel (EtOAc:hexanes = 1:4) to afford the desired product as a pale yellow oil.

Step 3: 4-Fluoro-4-(5-hydroxymethyl-thiazol-2-yl)-piperidine-1-carboxylic acid tert-butyl ester

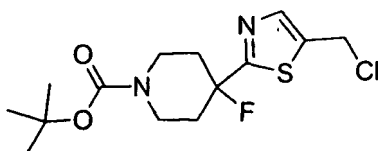
[0529]



[0530] To a cooled (-78 °C) and stirred solution of 4-fluoro-4-thiazol-2-yl-piperidine-1-carboxylic acid *tert*-butyl ester (3.65 g, 12.7 mmol) in THF (20 mL) was added *n*-BuLi (1.33 mL, 1.05 eq., 10.0 M in hexanes). The mixture was stirred at this temperature for 30 minutes. Then a suspension of paraformaldehyde (383 mg, 1eq.) in THF (10 mL) was added in. The resulting mixture was continued to stir at -78 °C for another 30 minutes and gradually warmed to room temperature overnight. The reaction was quenched by addition of water (10 mL). The mixture was extracted with EtOAc. The organic phase was washed with brine and dried over Na₂SO₄. After removal of the solvent, the crude product was purified on silica gel (60% EtOAc in hexanes) to afford the desired product as a pale yellow solid.

Step 4: 4-(5-Chloromethyl-thiazol-2-yl)-4-fluoro-piperidine-1-carboxylic acid tert-butyl ester

[0531]



[0532] To a mixture of 4-fluoro-4-(5-hydroxymethyl-thiazol-2-yl)-piperidine-1-carboxylic acid tert-butyl ester (1.34 g, 4.24 mmol) and pyridine (426 mg, 1.3 eq.) in CH₂Cl₂ (30 mL) at 0 °C was added MsCl (631 mg, 1.3 eq.). The mixture was warmed to room temperature and stirred overnight. The reaction mixture was washed with saturated NaHCO₃ solution and dried over Na₂SO₄. Removal of the solvent afforded the desired product, which was used directly in the following reaction without further purification.

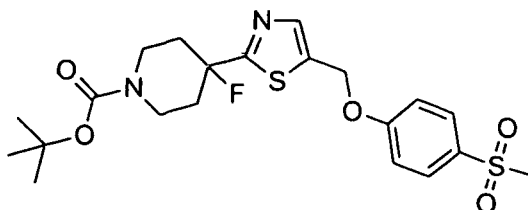
EP 2 111 107 B1

Step 5: 4-Fluoro-4-[5-(4-methanesulfonyl-phenoxy)methyl]-thiazol-2-yl]-piperidine-1-carboxylic acid *tert*-butyl ester

[0533]

5

10



[0534] A mixture of 4-(5-Chloromethyl-thiazol-2-yl)-4-fluoro-piperidine-1-carboxylic acid *tert*-butyl ester (1.42 g, 4.24 mmol), 4-methanesulfonyl-phenol (731 mg, 1.0 eq.) and K₂CO₃ (878 mg, 1.5 eq.) in acetone (30 mL) was heated to reflux overnight. After cooling, the solid was filtered off through a pad of celite. The filtrate was concentrated *in vacuo*. The crude product was purified on silica gel (EtOAc:hexanes = 1:1) to afford the desired product as a white solid. ¹H NMR (CDCl₃): δ 7.86 (2H, d, *J* = 9.2 Hz), 7.35 (1H, s), 7.10 (2H, d, *J* = 9.2 Hz), 5.22 (2H, s), 4.08 (2H, br), 3.19 (2H, br), 3.02 (3H, s), 2.05 ~ 2.32 (4H, m), 1.46 (9H, s).

20

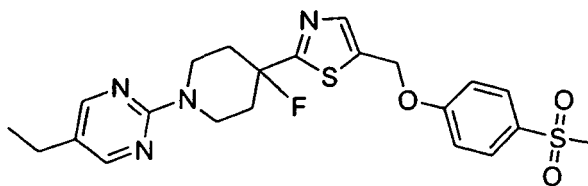
Example 90

5-Ethyl-2-{4-fluoro-4-[5-(4-methanesulfonyl-phenoxy)methyl]-thiazol-2-yl]-piperidin-1-yl}-pyrimidine

[0535]

25

30

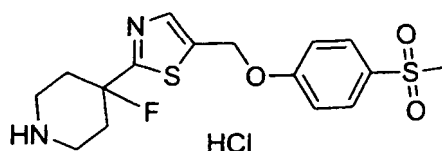


Step 1: 4-Fluoro-4-[5-(4-methanesulfonyl-phenoxy)methyl]-thiazol-2-yl]-piperidine hydrochloride

35

[0536]

40



[0537] To a solution of 4-fluoro-4-[5-(4-methanesulfonyl-phenoxy)methyl]-thiazol-2-yl]-piperidine-1-carboxylic acid *tert*-butyl ester (**Example 89**, 1.30 g, 2.76 mmol) in methanol (5 mL) was added 4 N HCl in dioxane (10 mL). The resulting solution was stirred overnight. The mixture was then evaporated to *dryness in vacuo* to afford the desired product as a white solid.

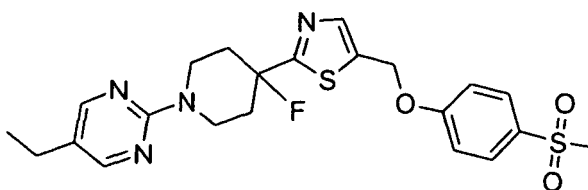
45

Step 2: 5-Ethyl-2-{4-fluoro-4-[5-(4-methanesulfonyl-phenoxy)methyl]-thiazol-2-yl]-piperidin-1-yl}-pyrimidine

50

[0538]

55



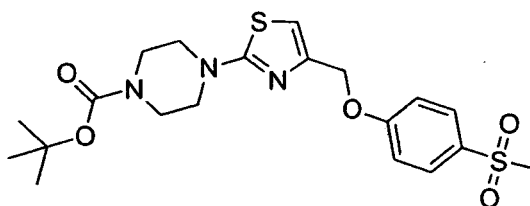
EP 2 111 107 B1

[0539] A solution of 4-fluoro-4-[5-(4-methanesulfonyl-phenoxy)methyl]-thiazol-2-yl]-piperidine hydrochloride (1.2 g, 2.76 mmol), 2-chloro-5-ethyl-pyrimidine (425 mg, 1.1 eq.) and DIPEA (1.4 g, 4 eq.) in 2-propanol (20 mL) in a sealed pressure vessel was stirred at 160 °C (oil bath temperature) overnight. After cooling, the solvent was removed *in vacuo*. The residue was partitioned between water and EtOAc. The organic phase was washed with brine and dried over Na₂SO₄. After removal of the solvent, the crude product was purified on silica gel (EtOAc:hexanes = 1:1) to afford the desired product as a white solid. ¹H NMR (CDCl₃): δ 8.19 (2H, s), 7.90 (2H, d, *J* = 8.8 Hz), 7.73 (1H, d), 7.10 (2H, d, *J* = 8.8 Hz), 5.31 (2H, s), 4.67 (2H, m), 3.44 (2H, m), 3.04 (3H, s), 2.48 (2H, q, *J* = 7.6 Hz), 2.13~2.38 (4H, m), 1.20 (3H, t, *J* = 7.6 Hz).

Example 91

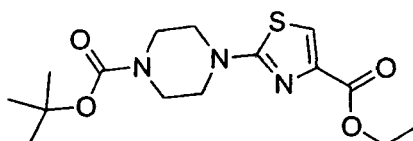
4-[4-(4-Methanesulfonyl-phenoxy)methyl]-thiazol-2-yl]-piperazine-1-carboxylic acid *tert*-butyl ester

[0540]



Step 1: 4-(4-Ethoxycarbonyl-thiazol-2-yl)-piperazine-1-carboxylic acid *tert*-butyl ester

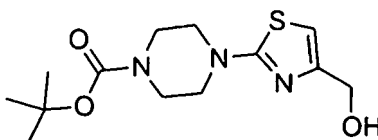
[0541]



[0542] A mixture of 2-bromo-thiazole-4-carboxylic acid ethyl ester (1.4 g, 5.93 mmol), piperazine-1-carboxylic acid *tert*-butyl ester (1.16 g, 1.05 eq.) and DIPEA (1.15 g, 1.5 eq.) in 1,4-dioxane (20 mL) was heated to reflux overnight. After cooling, the solvent was removed *in vacuo*. The crude product was purified on silica gel (EtOAc:hexanes = 1:4) to afford the desired product as a pale yellow solid.

Step 2: 4-(4-Hydroxymethyl-thiazol-2-yl)-piperazine-1-carboxylic acid *tert*-butyl ester

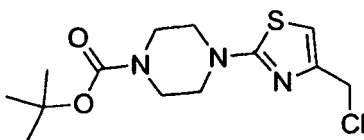
[0543]



[0544] A solution of 4-(4-ethoxycarbonyl-thiazol-2-yl)-piperazine-1-carboxylic acid *tert*-butyl ester (1.15 g, 3.37 mmol) in THF (15 mL) at 0 °C was treated with LiAlH₄ (128 mg, 1 eq.). The mixture was stirred for 1 hour, then the reaction was quenched with 2 N NaOH solution. The solid was filtered off through a pad of celite and washed with EtOAc (100 mL). The filtrate was washed with water and dried over Na₂SO₄. Removal of the solvent afforded the desired product as an oil.

Step 3: 4-(4-Chloromethyl-thiazol-2-yl)-piperazine-1-carboxylic acid *tert*-butyl ester

[0545]



5

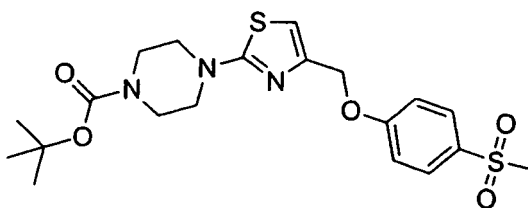
[0546] To a solution of 4-(4-hydroxymethyl-thiazol-2-yl)-piperazine-1-carboxylic acid *tert*-butyl ester (848 mg, 2.83 mmol) and DIPEA (550 mg, 1.5 eq.) in CH_2Cl_2 (10 mL) was added MsCl (285 μL , 1.3 eq.) dropwise. The resulting mixture was stirred overnight. The reaction solution was then *concentrated in vacuo*. The crude product was purified on silica gel (EtOAc:hexanes = 1:4) to afford the desired product as an oil.

10

Step 4: 4-[4-(4-Methanesulfonyl-phenoxy)methyl]-thiazol-2-yl]-piperazine-1-carboxylic acid *tert*-butyl ester

[0547]

15



20

[0548] A mixture of 4-(4-Chloromethyl-thiazol-2-yl)-piperazine-1-carboxylic acid *tert*-butyl ester (700 mg, 2.20 mmol), 4-methanesulfonyl-phenol (417 mg, 1.1 eq.) and K_2CO_3 (609 mg, 2 eq.) in acetone (30 mL) was heated to reflux overnight. After cooling, the solid was filtered off through a pad of celite. The filtrate was concentrated *in vacuo*. The crude product was purified on silica gel (EtOAc:hexanes = 1:1) to afford the desired product as an off-white solid. $^1\text{H NMR}$ (CDCl_3): δ 7.87 (2H, d, $J = 8.8$ Hz), 7.12 (2H, d, $J = 8.8$ Hz), 6.59 (1H, s), 5.05 (2H, s), 3.56 (4H, m), 3.48 (4H, m), 3.04 (3H, s), 1.49 (9H, s).

25

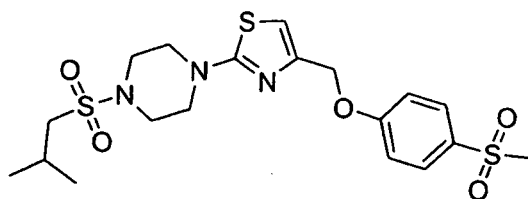
30

Example 92

1-[4-(4-Methanesulfonyl-phenoxy)methyl]-thiazol-2-yl]-4-(2-methyl-propane-1-sulfonyl)-piperazine

35

[0549]



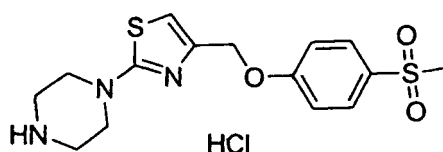
40

Step 1: 1-[4-(4-Methanesulfonyl-phenoxy)methyl]-thiazol-2-yl]-piperazine hydrochloride

45

[0550]

50



55

[0551] To a solution of 4-[4-(4-Methanesulfonyl-phenoxy)methyl]-thiazol-2-yl]-piperazine-1-carboxylic acid *tert*-butyl ester (**Example 91**, 430 mg, 0.95 mmol) in methanol (5 mL) was added 4 N HCl in dioxane (5 mL). The resulting solution was stirred for 30 minutes at room temperature. The mixture was then evaporated to dryness *in vacuo* to afford the desired product as a pale yellow solid.

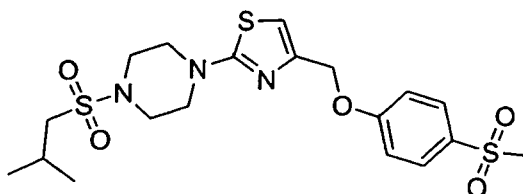
EP 2 111 107 B1

Step 2: 1-[4-(4-Methanesulfonyl-phenoxy)methyl]-thiazol-2-yl]-4-(2-methyl-propane-1-sulfonyl)-piperazine

[0552]

5

10



15

[0553] A solution of 1-[4-(4-Methanesulfonyl-phenoxy)methyl]-thiazol-2-yl]-piperazine hydrochloride (100 mg, 0.26 mmol) and DIPEA (134 mL, 3 eq.) in CH_2Cl_2 (5 mL) was added isobutanesulfonyl chloride (41 mL, 1.2 eq.). The mixture was stirred for 1 hour, then the reaction solution was directly purified on silica gel (EtOAc:hexanes = 1:1) to afford the desired product as a pale yellow solid. $^1\text{H NMR}$ (CDCl_3): δ 7.87 (2H, d, J = 8.8 Hz), 7.12 (2H, d, J = 8.8 Hz), 6.62 (1H, s), 5.05 (2H, s), 3.61 (4H, m), 3.39 (4H, m), 3.04 (3H, s), 2.78 (2H, d, J = 6.8 Hz), 2.32 (1H, m), 1.12 (6H, d, J = 6.8 Hz).

Example 93

20

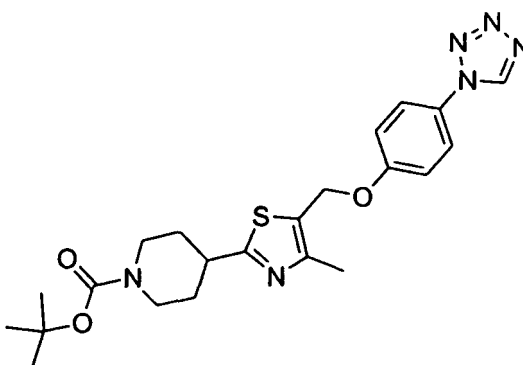
4-[4-Methyl-5-(4-tetrazol-1-yl-phenoxy)methyl]-thiazol-2-yl]-piperidine-1-carboxylic acid tert-butyl ester

[0554]

25

30

35



40

[0555] To a solution of 4-(5-Hydroxymethyl-4-methyl-thiazol-2-yl)-piperidine-1-carboxylic acid tert-butyl ester (1.00 g, 3.2 mmol) in THF (6.4 mL) was added, 4-tetrazol-1-yl-phenol (0.52 g, 3.2 mmol), polymer bound triphenylphosphine (3 mmol/g, 1.6 g). To this solution was added ditertiarybutylazodicarboxylate (1.1 g, 4.8 mmol), stirred for 4 hours and filtered through a pad of celite. The filtrate was concentrated and purified by silica gel chromatography to provide the desired product. $^1\text{H NMR}$ (CDCl_3): δ 9.01 (1H, s), 7.66 (2H, d), 7.15 (2H, d), 5.21 (2H, s), 4.19 (2H, m), 3.10 (1H, m), 2.86 (2H, m), 2.45 (3H, s), 2.08 (2H, m), 1.72 (2H, m), 1.47 (9H, s).

45

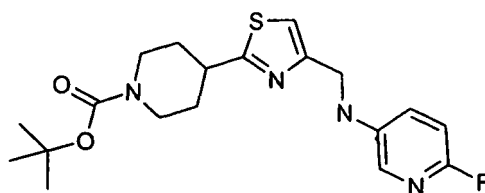
Example 94

4-[4-[(6-Fluoro-pyridin-3-ylamino)-methyl]-thiazol-2-yl]-piperidine-1-carboxylic acid tert-butyl ester

[0556]

50

55



EP 2 111 107 B1

[0557] 5-amino-2-fluoropyridine (0.476g, 4.2 mmol) was added to 4-(4-Formyl-thiazol-2-yl)-piperidine-1-carboxylic acid tert-butyl ester (0.84g, 2.8 mmol) in dry DCM (10 mL). Sodium triacetoxyborohydride (0.9g, 4.2 mmol) was then added. The reaction was stirred for 3 hours at room temperature under N₂. The organic layer was washed with 2M NaOH solution, water, brine, dried (MgSO₄), and the solvent was removed *in vacuo*. The material was purified by silica gel chromatography (DCM/methanol: 10:1 v/v) to give the desired product.

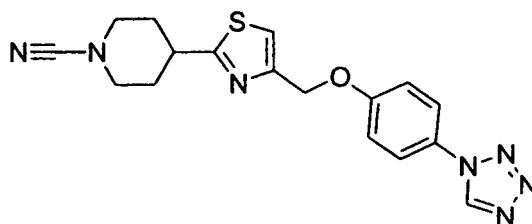
¹H NMR (CDCl₃): δ 7.59-7.60 (1H, m), 7.06-7.10 (1H, m), 7.02 (1H, s), 6.76 (1H, dd, *J* = 8.8, 3,6 Hz), 4.4 (2H, d), 4.20-4.31 (3H, m), 3.09-3.17 (1H, m), 2.8-2.95 (2H, m), 2.07-2.10 (2H, m), 1.77-1.47, (2H, m), 1.47 (9H, s).

Example 95

1-(3-Isopropyl-[1,2,4]oxadiazol-5-yl)-4-[4-(4-tetrazol-1-yl-phenoxy)methyl]-thiazol-2-yl]-piperidine

Step 1: 4-[4-(4-Tetrazol-1-yl-phenoxy)methyl]-thiazol-2-yl]-piperidine-1-carbonitrile

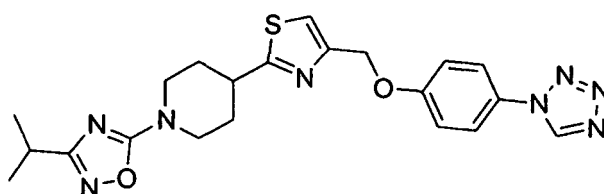
[0558]



[0559] To a mixture of 4-[4-(4-Tetrazol-1-yl-phenoxy)methyl]-thiazol-2-yl]-piperidine (1.00 g, 2.92 mmol) and potassium carbonate (1.5 g, 10.9 mmol) in chloroform (25 mL) was added cyanogen bromide (0.371 g, 3.5 mmol). The slurry was refluxed for 48 hours then stirred at room temperature for an additional 48 hours. The reaction was filtered through a pad of celite, concentrated and chromatographed on silica gel (1:1 Hexanes/EtOAc) to afford the desired compound.

Step 2: 1-(3-Isopropyl-[1,2,4]oxadiazol-5-yl)-4-[4-(4-tetrazol-1-yl-phenoxy)methyl]-thiazol-2-yl]-piperidine

[0560]



[0561] To a solution of 4-[4-(4-Tetrazol-1-yl-phenoxy)methyl]-thiazol-2-yl]-piperidine-1-carbonitrile (0.450, 1.22 mmol) and *N*-hydroxy-isobutyramidine (0.150 g, 1.47 mmol) in dry THF (10 mL) was added a 1 M solution of zinc chloride in THF (1.47 mL, 1.47 mmol) over 15 min. The suspension was left to settle for 15 minutes and the white precipitate was collected by filtration and dissolved in 4N HCl in ethanol and water (1:1). The solution was refluxed for 1 hour, cooled and the solid precipitate was filtered off. The filtrate was neutralized by the addition of excess sodium carbonate. The excess was filtered off and the filtrate was diluted with EtOAc. The solution was washed with water, separated, dried (Na₂SO₄), filtered and concentrated. The residual oil was chromatographed on silica gel (1:1 Hex/EtOAc) to afford the desired compound. ¹H NMR (CDCl₃): δ 8.92 (1H, s), 7.62 (2H, d), 7.28 (1H, s), 7.19 (2H, d), 5.24 (2H, s), 4.26 (2H, m), 3.20 (3H, m), 2.89 (1H, m), 2.26 (2H, m), 1.92 (2H, m), 1.30 (6H, d).

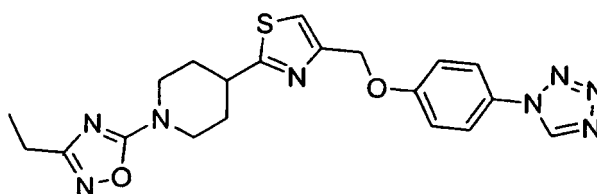
[0562] The following three examples were synthesized in similar manner as **Example 95** using the required hydroxy amidine and 4-[4-(4-tetrazol-1-yl-phenoxy)methyl]-thiazol-2-yl]-piperidine-1-carbonitrile.

Example 96

1-(3-Ethyl-[1,2,4]oxadiazol-5-yl)-4-[4-(4-tetrazol-1-yl-phenoxy)methyl]-thiazol-2-yl]-piperidine

5 **[0563]**

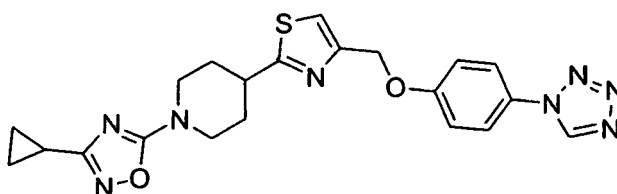
10

15 **[0564]** $^1\text{H NMR (CDCl}_3\text{): } \delta$ 8.85 (1H, s), 7.57 (2H, d), 7.28 (1H, s), 7.19 (2H, d), 5.17 (2H, s), 4.22 (2H, m), 3.22 (3H, m), 2.55 (2H, q), 2.17 (2H, m), 1.89 (2H, m), 1.35 (3H, t).**Example 97**

20 1-(3-Cyclopropyl-[1,2,4]oxadiazol-5-yl)-4-[4-(4-tetrazol-1-yl-phenoxy)methyl]-thiazol-2-yl]-piperidine

25 **[0565]**

30



35

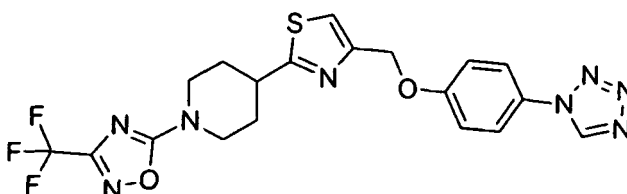
[0566] $^1\text{H NMR (CDCl}_3\text{): } \delta$ 8.90 (1H, s), 7.61 (2H, d), 7.27 (1H, s), 7.17 (2H, d), 5.23 (2H, s), 4.22 (2H, m), 3.22 (3H, m), 2.25 (2H, m), 1.88 (3H, m), 0.96 (4H, m).

Example 98

4-[4-(4-Tetrazol-1-yl-phenoxy)methyl]-thiazol-2-yl]-1-(3-trifluoromethyl-[1,2,4]oxadiazol-5-yl)-piperidine

40 **[0567]**

45



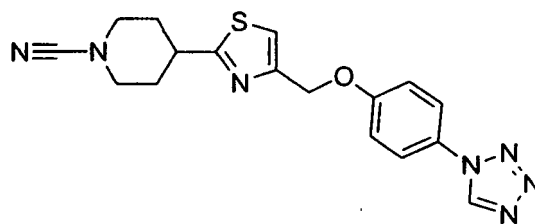
50

[0568] $^1\text{H NMR (CDCl}_3\text{): } \delta$ 8.92 (1H, s), 7.60 (2H, d), 7.23 (1H, s), 7.16 (2H, d), 5.21 (2H, s), 4.25 (2H, m), 4.15 (2H, m), 3.22 (1H, m), 2.90 (2H, m), 2.18 (2H, m).

Example 99

55 4-[4-(4-Tetrazol-1-yl-phenoxy)methyl]-thiazol-2-yl]-piperidine-1-carboxylic acid amide Step 1: 4-[4-(4-Tetrazol-1-yl-phenoxy)methyl]-thiazol-2-yl]-piperidine-1-carbonitrile

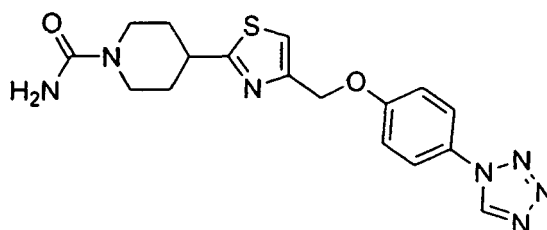
[0569]



10 **[0570]** To a mixture of 4-[4-(4-Tetrazol-1-yl-phenoxy)methyl]-thiazol-2-yl]-piperidine (1.00 g, 2.92 mmol) and potassium carbonate (1.5 g, 10.9 mmol) in chloroform (25 mL) was added cyanogen bromide (0.371 g, 3.5 mmol). The slurry was refluxed for 48 hours then stirred at room temperature for an additional 48 hours. The reaction was filtered through a pad of celite, concentrated and chromatographed on silica gel (1:1 Hexanes/EtOAc) to afford the desired compound.

15 **Step 2:** 4-[4-(4-Tetrazol-1-yl-phenoxy)methyl]-thiazol-2-yl]-piperidine-1-carboxylic acid amide

[0571]



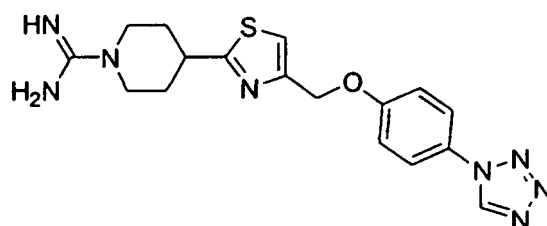
30 **[0572]** 4-[4-(4-Tetrazol-1-yl-phenoxy)methyl]-thiazol-2-yl]-piperidine-1-carbonitrile (1.07 g, 2.92 mmol) was dissolved in 4 N HCl in ethanol/water (1:1). The solution was refluxed for 1 hour, cooled and the solid precipitate was filtered off. The filtrate was neutralized by the addition of excess sodium carbonate. The excess sodium carbonate was filtered off and the filtrate was diluted with EtOAc. The solution was washed with water, separated, dried (Na_2SO_4), filtered and concentrated. The residual oil was chromatographed on silica gel (1:1 Hexanes/EtOAc) to afford the desired compound. ^1H NMR (CDCl_3): δ 8.92 (1H, s), 7.60 (2H, d), 7.23 (1H, s), 7.167 (2H, d), 5.21 (2H, s), 4.25 (2H, m), 4.15 (2H, m), 3.22 (1H, m), 2.90 (2H, m), 2.18 (2H, m).

35

Example 100

4-[4-(4-Tetrazol-1-yl-phenoxy)methyl]-thiazol-2-yl]-piperidine-1-carboxamide

40 **[0573]**



55 **[0574]** A mixture of 4-[4-(4-tetrazol-1-yl-phenoxy)methyl]-thiazol-2-yl]-piperidine (300 mg, 0.876 mmol), pyrazole-1-carboxamide hydrochloride (0.128 g, 0.876 mmol) and triethylamine (0.122 mL, 0.876 mmol) in DMF (2 mL) was stirred at rt for 3 hours. The precipitate was collected by filtration and washed with ether to afford the expected product. ^1H NMR ($\text{DMSO}-d_6$): δ 10.02 (1H, s), 7.93 (1H, s), 7.82 (2H, m), 7.70 (1H, s), 7.60 (2H, br), 7.28 (2H, m), 5.20 (2H, s), 3.95 (2H, m), 3.38 (1H, m), 3.15 (2H, m), 2.09 (2H, m), 1.66 (2H, m).

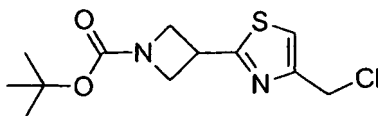
Example 101

3-[4-(4-tetrazol-1-yl-phenoxy)methyl]-thiazol-2-yl]-azetidine-1-carboxylic acid tert-butyl ester

5 **Step 1:** 3-(4-chloromethyl-thiazol-2-yl)-azetidine-1-carboxylic acid tert-butyl ester

[0575]

10



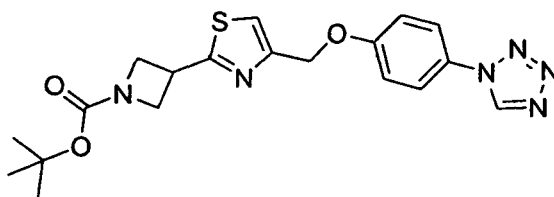
15 **[0576]** To a solution of 3-Thiocarbamoyl-azetidine-1-carboxylic acid tert-butyl ester (0.800 g, 3.7 mmol) in acetone (15 mL) was added 1,3-dichloroacetone (0.611 g, 4.81 mmol), MgSO_4 (0.67 g, 5.6 mmol) and MgCO_3 (3.12 g, 3.7 mmol). The mixture was heated under reflux overnight, cooled and filtered through celite. The solvent was removed *in vacuo* and the residue was redissolved with EtOAc (20 mL). The resulting solution was washed successively with 5% NaHSO_3 , saturated NaHCO_3 , and brine. After drying (Na_2SO_4), the solvent was removed to afford the desired product which was used without further purification.

20

Step 2: 3-[4-(4-tetrazol-1-yl-phenoxy)methyl]-thiazol-2-yl]-azetidine-1-carboxylic acid tert-butyl ester

[0577]

25



30

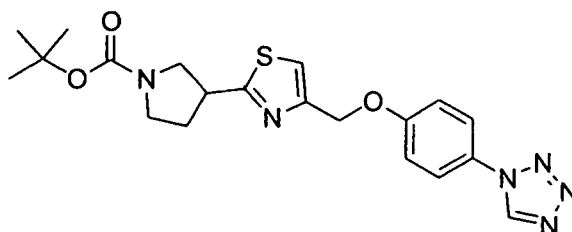
35 **[0578]** A mixture of 3-(4-chloromethyl-thiazol-2-yl)-azetidine-1-carboxylic acid tert-butyl ester (From Step 1) (386 mg, 1.34 mmol), 4-tetrazol-1-yl-phenol (217 mg, 1.34 mmol), Cs_2CO_3 (655 mg, 2.01 mmol) and KI (22 mg, 0.13 mmol) in acetonitrile (5 mL) was heated under reflux for 4 hours. After cooling, the solid was filtered through a pad of celite. The filtrate was concentrated *in vacuo*. The residue was purified on silica gel (EtOAc-hexanes, 1:1) to afford the desired product. ^1H NMR (CDCl_3): δ 8.92 (1H, s), 7.61 (2H, d), 7.32 (1H, s), 7.19 (2H, d), 5.25 (2H, s), 4.39 (2H, m), 4.18 (2H, m), 4.14 (1H, m), 1.46 (9H, s).

40 **Example 102**

3-[4-(4-Tetrazol-1-yl-phenoxy)methyl]-thiazol-2-yl]-pyrrolidine-1-carboxylic acid tert-butyl ester

[0579]

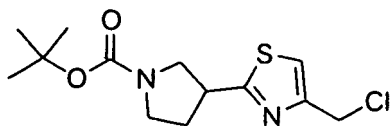
45



50

55 **Step 1:** 3-(4-Chloromethyl-thiazol-2-yl)-pyrrolidine-1-carboxylic acid tert-butyl ester

[0580]



5

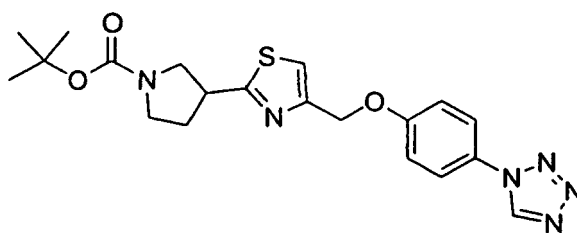
[0581] To a solution of 3-thiocarbamoyl-pyrrolidine-1-carboxylic acid tert-butyl ester (1.06 g, 4.60 mmol) in acetone (25 mL) was added 1,3-dichloroacetone (0.76 g, 5.98 mmol), MgSO_4 (0.83 g, 6.1 mmol) and MgCO_3 (3.87 g, 4.6 mmol). The mixture was heated under reflux overnight, cooled and filtered through celite. The solvent was removed *in vacuo* and the residue was redissolved with EtOAc (20 mL). The resulting solution was washed successively with 5% NaHSO_3 , saturated NaHCO_3 , and brine. After drying (Na_2SO_4), the solvent was removed to afford the desired product which was used without further purification.

10

Step 2: 3-[4-(4-Tetrazol-1-yl-phenoxy)methyl]-thiazol-2-yl]-pyrrolidine-1-carboxylic acid tert-butyl ester

15

[0582]



20

25

[0583] A mixture of 3-(4-Chloromethyl-thiazol-2-yl)-pyrrolidine-1-carboxylic acid tert-butyl ester (**From Step 1**) (775 mg, 2.56 mmol), 4-tetrazol-1-yl-phenol (415 mg, 2.56 mmol), CsCO_3 (1.25 mg, 3.84 mmol) and KI (44 mg, 0.26 mmol) in acetonitrile (20 mL) was heated under reflux overnight. After cooling, the solid was filtered through a pad of celite. The filtrate was concentrated *in vacuo*. The residue was purified on silica gel (EtOAc-hexanes, 1:1) to afford the desired product. ^1H NMR (CDCl_3): δ 8.92 (1H, s), 7.63 (2H, d), 7.27 (1H, s), 7.17 (2H, d), 5.24 (2H, s), 3.87 (1H, m), 3.79 (1H, m), 3.65 (2H, m), 3.45 (1H, m), 2.40 (1H, m), 2.23 (1H, m), 1.47 (9H, s).

30

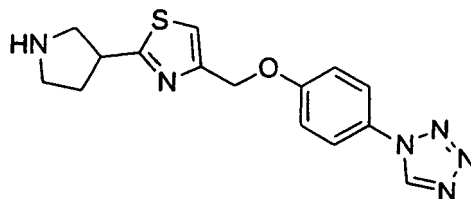
Example 103

35

5-Ethyl-2-[3-[4-(4-tetrazol-1-yl-phenoxy)methyl]-thiazol-2-yl]-pyrrolidin-1-yl]-pyrimidine Step 1: 1-[4-(2-Pyrrolidin-3-yl-thiazol-4-ylmethoxy)-phenyl]-1H-tetrazole

[0584]

40



45

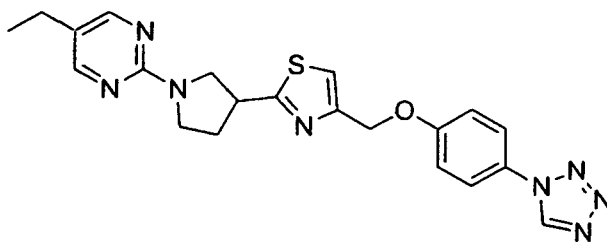
[0585] A solution of 3-[4-(4-Tetrazol-1-yl-phenoxy)methyl]-thiazol-2-yl]-pyrrolidine-1-carboxylic acid tert-butyl ester (**from Example 102**) (411 mg, 0.959 mmol) in dichloromethane (10 mL) and methanol (2 mL) were treated with 1 mL of 4N HCl in dioxane. The resulting solution was stirred at room temperature for 30 minutes. The solvents were removed *in vacuo* to afford the desired product as an HCl salt.

50

Step 2: 5-Ethyl-2-[3-[4-(4-tetrazol-1-yl-phenoxy)methyl]-thiazol-2-yl]-pyrrolidin-1-yl]-pyrimidine

55

[0586]



5

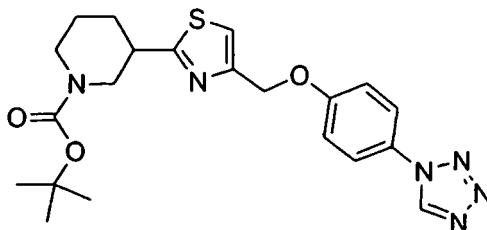
10 **[0587]** A mixture of 1-[4-(2-Pyrrolidin-3-yl-thiazol-4-ylmethoxy)-phenyl]-1H-tetrazole hydrochloride (**From Step 1**) (350 mg, 0.959 mmol), 2-chloropyrimidine (0.23 mL, 2.0 eq.) and K_2CO_3 (398 mg, 2.88 mmol) in DMF (5 mL) was heated at 90 °C for 4 hours. Water was added and the solution was extracted with ethyl acetate, separated, dried over sodium sulfate, filtered and concentrated. The residue was purified on silica gel (50:50 EtOAc/hexanes) to afford the desired product. 1H NMR ($CDCl_3$): δ 8.91 (1H, s), 8.21 (2H, s), 7.62 (2H, d), 7.27(1H, s), 7.17 (2H, d), 5.24 (2H, s), 4.12 (1H, m), 3.98 (1H, m), 3.87 (2H, m), 3.69 (1H, m), 2.56 (1H, m), 2.47 (2H, m), 2.37 (1H, m), 1.21 (3H, t).

15

Example 104

3-[4-(4-Tetrazol-1-yl-phenoxy)methyl]-thiazol-2-yl]-piperidine-1-carboxylic acid tert-butyl ester

20

[0588]

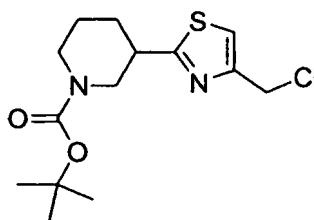
25

30

Step 1: 3-(4-Chloromethyl-thiazol-2-yl)-piperidine-1-carboxylic acid tert-butyl ester

[0589]

35



40

45 **[0590]** To a solution of 3-Thiocarbamoyl-piperidine-1-carboxylic acid tert-butyl ester (2.2 g, 9.02 mmol) in acetone (45 mL) was added 1,3-dichloroacetone (1.49 g, 11.7 mmol), $MgSO_4$ (1.63 g, 13.5 mmol) and $MgCO_3$ (0.76 g, 9.02 mmol). The mixture was heated under reflux overnight, cooled and filtered through celite. The solvent was removed *in vacuo* and the residue was redissolved with EtOAc (20 mL). The resulting solution was washed successively with 5% $NaHSO_3$, saturated $NaHCO_3$, and brine. After drying (Na_2SO_4), the solvent was removed to afford the desired product which was used without further purification.

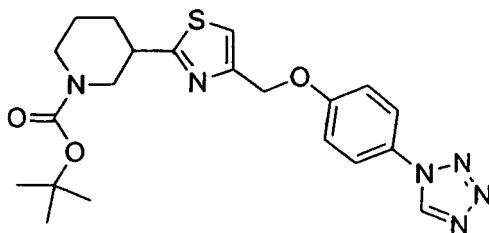
50

Step 2: 3-[4-(4-Tetrazol-1-yl-phenoxy)methyl]-thiazol-2-yl]-piperidine-1-carboxylic acid tert-butyl ester

[0591]

55

EP 2 111 107 B1



5

10 **[0592]** A mixture of 3-(4-Chloromethyl-thiazol-2-yl)-piperidine-1-carboxylic acid tert-butyl ester (**From Step 1**) (300 mg, 0.946 mmol), 4-tetrazol-1-yl-phenol (155 mg, 0.946 mmol), CsCO₃ (467 mg, 1.42 mmol) and KI (16 mg, 0.095 mmol) in acetonitrile (10 mL) was heated under reflux for 4 hours. After cooling, the solid was filtered through a pad of celite. The filtrate was concentrated *in vacuo*. The residue was purified on silica gel (EtOAc-hexanes, 1:1) to afford the desired product. ¹H NMR (CDCl₃): δ 8.91 (1H, s), 7.63 (2H, d), 7.26(1H, s), 7.17 (2H, d), 5.24 (2H, s), 4.30 (1H, br), 4.02 (1H, m), 3.20 (1H, m), 3.10 (1H, br), 2.88 (1H, t), 2.21(1H, m), 1.77 (2H, m), 1.61 (1H, m), 1.47 (9H, s).

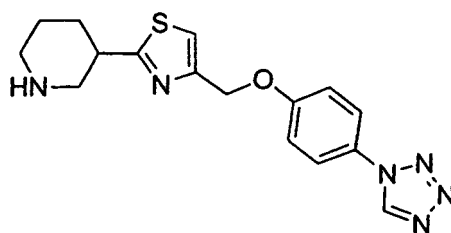
15

Example 105

5-Ethyl-2-{3-[4-(4-tetrazol-1-yl-phenoxy)methyl]-thiazol-2-yl]-piperidin-1-yl}-pyrimidine **Step 1:** 3-[4-(4-Tetrazol-1-yl-phenoxy)methyl]-thiazol-2-yl]-piperidine

20

[0593]



25

30

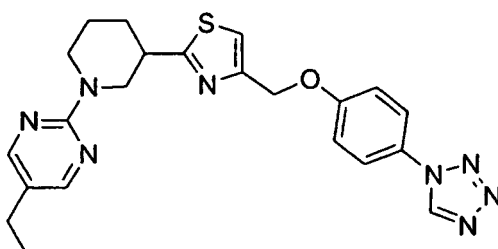
35 **[0594]** A solution of 3-[4-(4-Tetrazol-1-yl-phenoxy)methyl]-thiazol-2-yl]-piperidine-1-carboxylic acid tert-butyl ester (500 mg, 1.13 mmol) in dichloromethane (10 mL) and methanol (2 mL) were treated with 2 mL of 4N HCl in dioxane. The resulting solution was stirred at room temperature for 30 minutes. The solvents were removed *in vacuo* to afford the desired product as an HCl salt.

35

Step 2: 5-Ethyl-2-{3-[4-(4-tetrazol-1-yl-phenoxy)methyl]-thiazol-2-yl]-piperidin-1-yl}-pyrimidine

40

[0595]



45

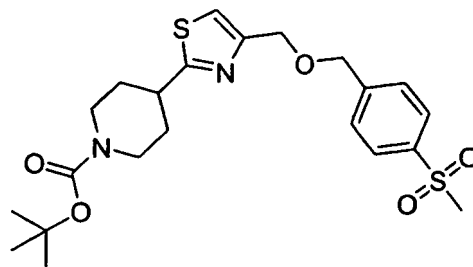
50

55 **[0596]** A mixture of 3-[4-(4-Tetrazol-1-yl-phenoxy)methyl]-thiazol-2-yl]-piperidine hydrochloride (150 mg, 0.407 mmol), 2-chloropyrimidine (0.074 mL, 2.0 eq.) and NaHCO₃ (171 mg, 2.03 mmol) in DMF (5 mL) was heated at 90 °C for 4 hours. Water was added and the solution was extracted with ethyl acetate, separated, dried over sodium sulfate, filtered and concentrated. The residue was purified on silica gel (50:50 EtOAc/hexanes) to afford the desired product. ¹H NMR (CDCl₃): δ 8.91 (1H, s), 8.19 (2H, s), 7.63 (2H, m), 7.26(1H, s), 7.17 (2H, m), 5.25 (2H, s), 4.97 (1H, m), 4.62 (1H, m), 3.25 (2H, m), 3.07 (1H, m), 2.46 (2H, q), 2.28(1H, m), 1.88 (2H, m), 1.68 (1H, m), 1.20 (3H, t).

Example 106

4-[4-(4-Methanesulfonyl-benzyloxymethyl)-thiazol-2-yl]-piperidine-1-carboxylic acid tert-butyl ester

[0597]

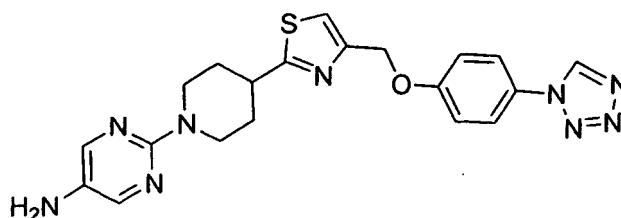


[0598] Hydroxybenzyl-4-methylsulfone (1.7eq.) was dissolved in anhydrous DMF (10mL), cooled to 0 °C and NaH (2eq.) was added in one portion. The reaction was allowed to stir at 0 °C for 30 minutes and at room temperature for an additional 30 minutes. 4-(4-Chloromethyl-thiazol-2-yl)-piperidine-1-carboxylic acid *tert*-butyl ester (**Intermediate 1**) (0.632mmol) was added and the reaction was stirred overnight. The reaction was quenched with water and extracted with EtOAc, dried over sodium sulfate, filtered and concentrated under reduced pressure. The residue was purified by silica gel chromatography (EtOAc/hexanes 1:1) to afford the desired product. ¹H NMR (CDCl₃): δ 7.92 (2H, d, *J* = 8.8 Hz), 7.57 (2H, d, *J* = 8.8 Hz), 7.14 (1H, s), 4.71 (2H, s), 4.66 (2H, s), 4.19 (2H, m), 3.13 (1H, m), 3.05 (3H, s), 2.86 (2H, m), 2.09 (2H, m), 1.72 (2H, m), 1.45 (9H, s).

Example 107

2-[4-[4-(4-Tetrazol-1-yl-phenoxy)methyl]-thiazol-2-yl]-piperidin-1-yl]-pyrimidin-5-ylamine

[0599]

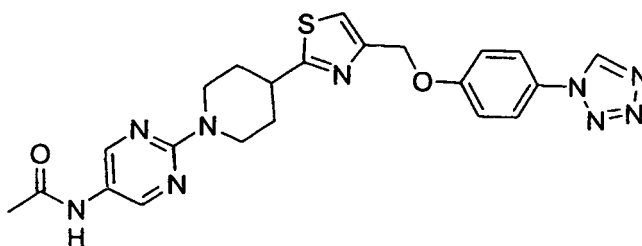


[0600] 5-Nitro-2-[4-[4-(4-tetrazol-1-yl-phenoxy)methyl]-thiazol-2-yl]-piperidin-1-yl]-pyrimidine (**Example 192**) (1.07mmol), ammonium chloride(3eq.) and iron powder(3eq.) were suspended in EtOH:THF:H₂O(40:20:10) and heated at 100 °C for 5hours. The hot reaction mixture was filtered through a pad of celite and the filtrate was concentrated. The resulting oil was dissolved in DMF and water and extracted with ethylacetate. The organic layer was washed with water, brine and dried over sodium sulfate. The resulting filtrate was concentrated under reduced pressure. Purification using silica gel chromatography (DCM/MeOH 98:2) provided the expected product. ¹H NMR (DMSO-*d*₆): δ 9.96 (1H, s), 7.97 (2H, m), 7.90 (2H, m), 7.63 (1H, s), 5.19 (2H, s), 4.44 (2H, m), 3.73 (1H, m), 2.97 (2H, m), 2.20 (2H, m), 1.95 (2H, m).

Example 108

N-(2-[4-[4-(4-Tetrazol-1-yl-phenoxy)methyl]-thiazol-2-yl]-piperidin-1-yl)-pyrimidin-5-yl)-acetamide

[0601]



5

10 **[0602]** 2-{4-[4-(4-Tetrazol-1-yl-phenoxy)methyl]-thiazol-2-yl]-piperidin-1-yl}-pyrimidin-5-ylamine (**Example 107**) (0.321mmol) was dissolved in DCM and triethylamine (2eq.) was added. The reaction was cooled to 0 °C, acetylchloride (1eq.) was added dropwise and the reaction was stirred at room temperature overnight. Water was added and the mixture was extracted with ethyl acetate, dried over sodium sulfate, filtered and concentrated under reduced pressure. Silica gel chromatography of the resulting oil (DCM/MeOH) provided the expected product. ¹H NMR (CDCl₃): δ 8.84 (1H, s), 8.36 (2H, s), 7.55 (2H, m), 7.19 (1H, s), 7.11 (2H, m), 6.94 (1H, s), 5.16 (2H, s), 4.77 (2H, m), 3.25 (1H, m), 3.01 (2H, m), 2.16 (2H, m), 2.15 (3H, s), 1.75 (2H, m).

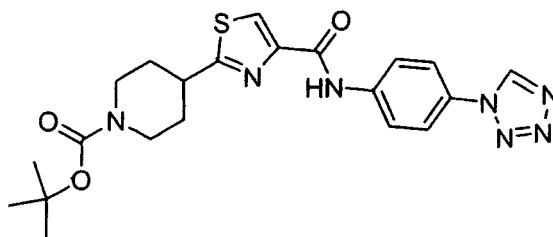
15

Example 109

20 4-[4-(4-Tetrazol-1-yl-phenylcarbamoyl)-thiazol-2-yl]-piperidine-1-carboxylic acid tert-butyl ester

[0603]

25



30

35 **[0604]** 4-(4-Carboxy-thiazol-2-yl)-piperidine-1-carboxylic acid tert-butyl ester (1.28 mmol) was dissolved in anhydrous DMF (20mL). To the solution was added triethylamine (4eq.) and *O*-(Benzotriazol-1-yl)-*N, N, N', N'*-tetramethyluronium tetrafluoroborate (TBTU) (1.5eq.). The reaction was allowed to stir at room temperature for 5minutes before 4-tetrazol-1-yl-phenylamine (1.2eq.) was added. The reaction was stirred overnight, quenched with water, extracted with ethylacetate, washed with brine, dried over sodium sulfate and filtered. The organic filtrate was concentrated *in vacuo* and the residual oil was purified by column chromatography (EtOAc/Hex) furnishing the expected product. ¹H NMR (CDCl₃): δ 9.37 (1H, s), 9.02 (1H, s), 8.14 (1H, s), 7.96 (2H, d), 7.72 (2H, d), 4.23 (2H, m), 3.20 (1H, m), 2.91 (2H, m), 2.14 (2H, m), 1.79 (2H, m), 1.45 (9H, s).

40

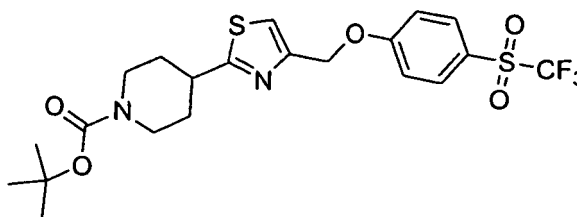
Example 110

45 4-[4-(4-Trifluoromethanesulfonyl-phenoxy)methyl]-thiazol-2-yl]-piperidine-1-carboxylic acid tert-butyl ester

45

[0605]

50



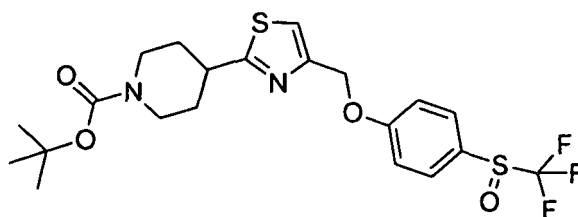
55

[0606] To a solution of [4-(4-Trifluoromethanesulfonyl-phenoxy)methyl]-thiazol-2-yl]-piperidine-1-carboxylic acid tert-butyl ester (**Example 134**) (1.12mmol) in DCM (20mL) at room temperature was added 3-chloro-benzenecarboper-

oxoic acid (2eq.). The reaction was allowed to stir for 1.5 hours and an additional portion of 3-chloro-benzenecarboxylic acid (1eq.) was added to the reaction mixture. The reaction was stirred at room temperature for an additional 4 hours. The organic solution was washed with sodium bicarbonate, the organic layer was isolated, dried over sodium sulfate and filtered. The filtrate was concentrated and the crude product was purified by column chromatography to afford both the expected sulfone and sulfoxide products. Sulfone: $^1\text{H NMR}$ ($\text{DMSO-}d_6$): δ 8.05 (2H, d, $J = 8.6$ Hz), 7.70 (1H, s), 7.44 (2H, d, $J = 8.6$ Hz), 5.32 (2H, s), 3.98 (2H, m), 3.19 (1H, m), 2.86 (2H, m), 2.02 (2H, m), 1.56 (2H, m), 1.38 (9H, s).

Example 111

4-[4-(4-Trifluoromethanesulfinyl-phenoxy)methyl]-thiazol-2-yl]-piperidine-1-carboxylic acid tert-butyl ester

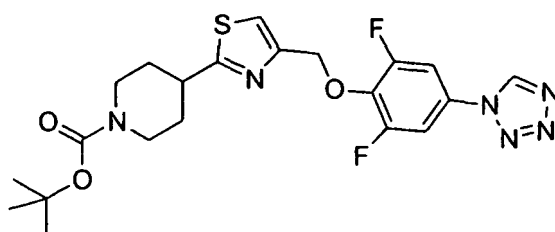
[0607]

[0608] This compound was isolated from the reaction mixture of the previous example. $^1\text{H NMR}$ ($\text{DMSO-}d_6$): δ 8.02 (2H, d, $J = 8.6$ Hz), 7.75 (1H, s), 7.32 (2H, d, $J = 8.6$ Hz), 5.31 (2H, s), 3.96 (2H, m), 3.20 (1H, m), 2.85 (2H, m), 2.02 (2H, m), 1.50 (2H, m), 1.38 (9H, s).

[0609] **Example 112-145** were synthesized from 4-(4-Chloromethyl-thiazol-2-yl)-piperidine-1-carboxylic acid tert-butyl ester (**Intermediate 1**), 2-[4-(4-Chloromethyl-thiazol-2-yl)-piperidin-1-yl]-5-ethyl-pyrimidine (**Intermediate 2**) or 4-(4-Chloromethyl-oxazol-2-yl)-piperidine-1-carboxylic acid tert-butyl ester (**Intermediate 14**) with the corresponding phenol, thiophenol, amine or aniline in a similar manner to that described in **Example 1**. One skilled in the art of organic synthesis will appreciate that conditions such as solvent (such as DMF, CH_3CN); temperature, base (such as NEt_3 , K_2CO_3 , NaHCO_3 , Na_2CO_3 , Cs_2CO_3) and concentration can be selected through routine experimentation to optimize yields. Additionally, alternative coupling methods can be used that are well known in the art of organic synthesis.

Example 112

4-[4-(2,6-Difluoro-4-tetrazol-1-yl-phenoxy)methyl]-thiazol-2-yl]-piperidine-1-carboxylic acid tert-butyl ester

[0610]

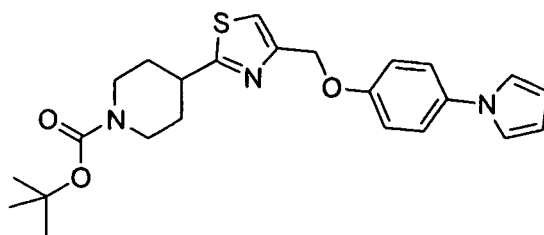
[0611] $^1\text{H NMR}$ (CDCl_3): δ 8.98 (1H, s), 7.34 (2H, m), 7.30 (1H, s), 5.36 (2H, s), 4.19 (2H, m), 3.15 (1H, m), 2.87 (2H, m), 2.07 (2H, m), 1.70 (2H, m), 1.47 (9H, s).

Example 113

4-[4-(4-Pyrrol-1-yl-phenoxy)methyl]-thiazol-2-yl]-piperidine-1-carboxylic acid tert-butyl ester

[0612]

5



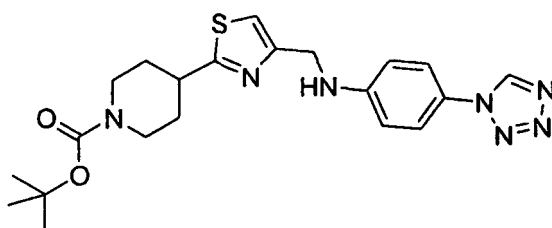
10 **[0613]** $^1\text{H NMR}$ (CDCl_3): δ 7.24 (3H, m), 7.01 (4H, m), 6.31 (2H, m), 5.17 (2H, s), 4.21 (2H, m), 3.14 (1H, m), 2.87 (2H, m), 2.01 (2H, m), 1.74 (2H, m), 1.47 (9H, s).

Example 114

15 4-{4-[(4-Tetrazol-1-yl-phenylamino)-methyl]-thiazol-2-yl}-piperidine-1-carboxylic acid tert-butyl ester

[0614]

20



25

30 **[0615]** $^1\text{H NMR}$ (CDCl_3): δ 8.85 (1H, s), 7.40 (2H, m), 7.01 (1H, s), 6.72 (2H, m), 4.76 (1H, s), 4.44 (2H, s), 4.15 (2H, m), 3.08 (1H, m), 2.83 (2H, m), 2.04 (2H, m), 1.66 (2H, m), 1.43 (9H, s).

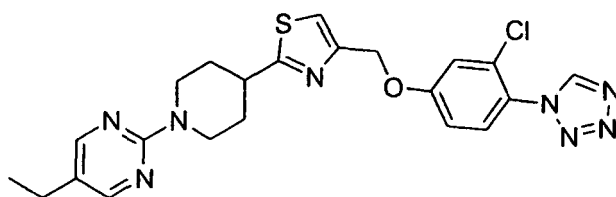
30

Example 115

2-{4-[4-(3-Chloro-4-tetrazol-1-yl-phenoxy)methyl]-thiazol-2-yl}-piperidin-1-yl]-5-ethyl-pyrimidine

35 **[0616]**

40



45 **[0617]** $^1\text{H NMR}$ (CDCl_3): δ 8.93 (1H, s), 8.18 (2H, s), 7.48 (1H, m), 7.25 (1H, s), 7.08 (2H, m), 5.22 (2H, s), 4.82 (2H, m), 3.29 (1H, m), 3.04 (2H, m), 2.46 (2H, q), 2.21 (2H, m), 1.80 (2H, m), 1.18 (3H, t).

Example 116

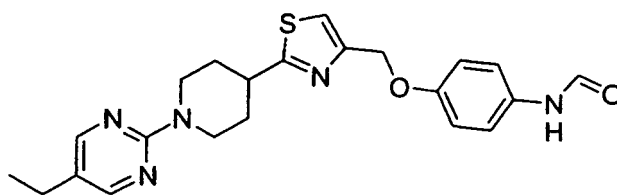
50 N-(4-{2-[1-(5-Ethyl-pyrimidin-2-yl)-piperidin-4-yl]-thiazol-4-ylmethoxy}-phenyl)-formamide

[0618]

55

EP 2 111 107 B1

5



10 [0619] ¹H NMR (CDCl₃): δ 8.55-8.30 (1H, m), 8.18 (2H, s), 7.50-6.90 (6H, m), 5.14 (2H, s), 4.83 (2H, m), 3.29 (1H, m), 3.03 (2H, m), 2.46 (2H, q), 2.20 (2H, m), 1.80 (2H, m), 1.19 (3H, t).

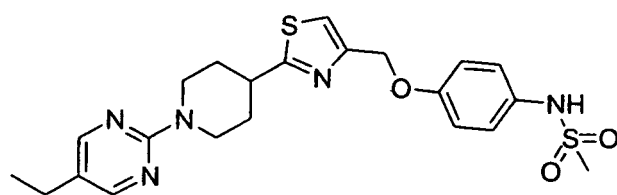
Example 117

15

N-(4-{2-[1-(5-Ethyl-pyrimidin-2-yl)-piperidin-4-yl]-thiazol-4-ylmethoxy}-phenyl)-methanesulfonamide

[0620]

20



25

[0621] ¹H NMR (CDCl₃): δ 8.20 (s, 2H), 7.21 (m, 3H), 6.95 (m, 2H), 5.13 (s, 2H), 4.81 (m, 2H), 3.29 (m, 1H), 3.06 (m, 2H), 2.94 (s, 3H), 2.47 (q, 2H), 2.20 (m, 2H), 1.81 (m, 2H), 1.19 (t, 3H).

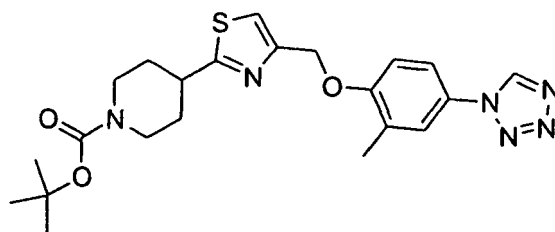
Example 118

30

4-[4-(2-Methyl-4-tetrazol-1-yl-phenoxy)methyl]-thiazol-2-yl]-piperidine-1-carboxylic acid tert-butyl ester

[0622]

35



40

45 [0623] ¹H NMR (CDCl₃): δ 8.89 (1H, s), 7.48 (1H, s), 7.43 (1H, m), 7.25 (1H, m), 7.05 (1H, m), 5.27 (2H, s), 4.27 (2H, m), 3.18 (1H, m), 2.89 (2H, m), 2.37 (3H, s), 2.21 (2H, m), 1.74 (2H, m), 1.47 (9H, s).

Example 119

50

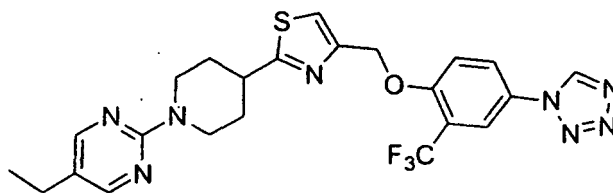
5-Ethyl-2-{4-[4-(4-tetrazol-1-yl-2-trifluoromethyl-phenoxy)methyl]-thiazol-2-yl]-piperidin-1-yl}-pyrimidine

[0624]

55

EP 2 111 107 B1

5



10 [0625] ¹H NMR (CDCl₃): δ 8.97 (1H, s), 8.18 (2H, s), 7.92 (1H, m), 7.84 (1H, m), 7.33 (1H, m), 7.26 (1H, s), 5.38 (2H, s), 4.81 (2H, m), 3.27 (1H, m), 3.05 (2H, m), 2.46 (2H, q), 2.19 (2H, m), 1.79 (2H, m), 1.19 (3H, t).

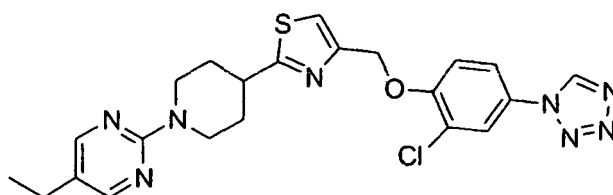
Example 120

15

2-[4-[4-(2-Chloro-4-tetrazol-1-yl-phenoxy)methyl]-thiazol-2-yl]-piperidin-1-yl]-5-ethyl-pyrimidine

[0626]

20



25

[0627] ¹H NMR (acetone-*d*₆), δ 9.68 (1H, s), 8.24 (2H, s), 8.01 (1H, s), 7.86 (1H, m), 7.60 (1H, m), 7.59 (1H, s), 5.40 (2H, s), 4.82 (2H, m), 3.36 (1H, m), 3.08 (2H, m), 2.48 (2H, q), 2.17 (2H, m), 1.75 (2H, m), 1.18 (3H, t).

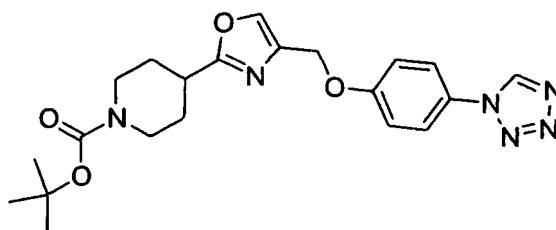
Example 121

30

4-[4-[4-(4-Tetrazol-1-yl-phenoxy)methyl]-oxazol-2-yl]-piperidine-1-carboxylic acid tert-butyl ester

[0628]

35



40

45 [0629] ¹H NMR (CDCl₃): δ 8.94 (1H, s), 7.65 (1H, s), 7.60 (2H, m), 7.13 (2H, m), 5.01 (2H, s), 4.08 (2H, m), 2.94 (3H, m), 2.03 (2H, m), 1.75 (2H, m), 1.43 (9H, s).

Example 122

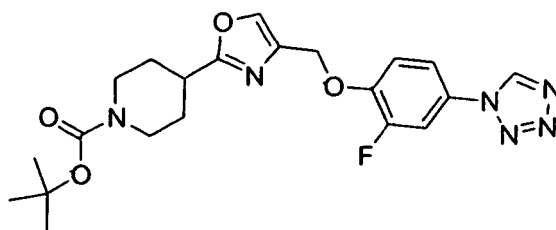
50

4-[4-(2-Fluoro-4-tetrazol-1-yl-phenoxy)methyl]-oxazol-2-yl]-piperidine-1-carboxylic acid tert-butyl ester

[0630]

55

5



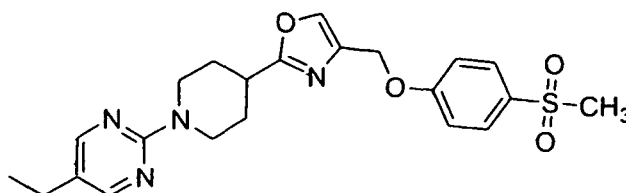
10 **[0631]** $^1\text{H NMR}$ (CDCl_3): δ 8.88 (1H, s), 7.62 (1H, s), 7.45 (1H, m), 7.36 (1H, m), 7.23 (1H, m), 5.05 (2H, s), 4.04 (2H, m), 2.85 (3H, m), 1.97 (2H, m), 1.71 (2H, m), 1.40 (9H, s).

Example 123

15 5-Ethyl-2-{4-[4-(4-methanesulfonyl-phenoxy)methyl]-oxazol-2-yl]-piperidin-1-yl}-pyrimidine

[0632]

20



25

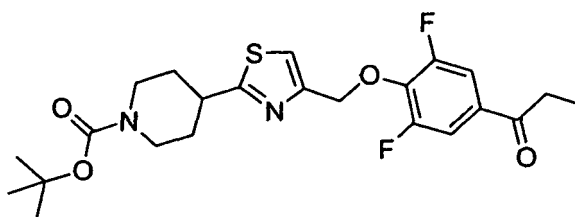
[0633] $^1\text{H NMR}$ (CDCl_3): δ 8.16 (2H, s), 7.84 (2H, m), 7.63 (1H, s), 7.08 (2H, m), 5.02 (2H, s), 4.67 (2H, m), 3.08 (3H, m), 3.01 (3H, s), 2.44 (2H, q), 2.12 (2H, m), 1.84 (2H, m), 1.17 (3H, t).

Example 124

30 4-[4-(2,6-Difluoro-4-propionyl-phenoxy)methyl]-thiazol-2-yl]-piperidine-1-carboxylic acid tert-butyl ester

[0634]

35



40

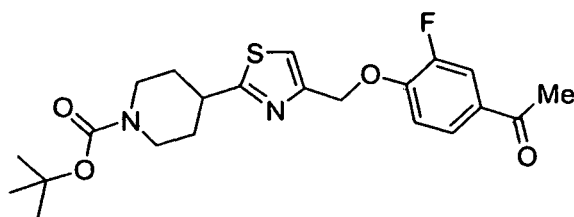
45 **[0635]** $^1\text{H NMR}$ (CDCl_3): δ 7.51 (2H, d), 7.27 (1H, s), 5.37 (2H, s), 4.18 (2H, m), 3.14 (1H, m), 2.92 (2H, q, $J = 7.4$ Hz), 2.88 (2H, m), 2.07 (2H, m), 1.71 (2H, m), 1.47 (9H, s), 1.21 (3H, t, $J = 7.4$ Hz).

Example 125

50 4-[4-(4-Acetyl-2-fluoro-phenoxy)methyl]-thiazol-2-yl]-piperidine-1-carboxylic acid tert-butyl ester

[0636]

55

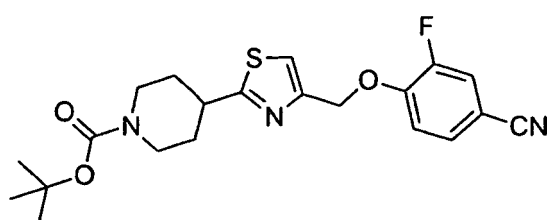


10 **[0637]** $^1\text{H NMR}$ (CDCl_3): δ 7.70~7.72 (2H, m), 7.28 (1H, s), 7.09~7.13 (1H, m), 5.30 (2H, s), 4.20 (2H, m), 3.17 (1H, m), 2.88 (2H, m), 2.55 (3H, s), 2.10 (2H, m), 1.72 (2H, m), 1.47 (9H, s).

Example 126

15 4-[4-(4-Cyano-2-fluoro-phenoxy)methyl]-thiazol-2-yl]-piperidine-1-carboxylic acid tert-butyl ester

[0638]

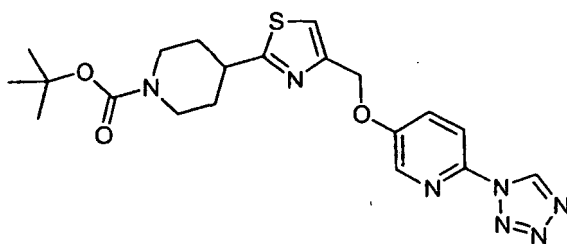


25 **[0639]** $^1\text{H NMR}$ (CDCl_3): δ 7.37~7.42 (2H, m), 7.27 (1H, s), 7.13~7.17 (1H, m), 5.28 (2H, s), 4.20 (2H, m), 3.15 (1H, m), 2.89 (2H, m), 2.09 (2H, m), 1.72 (2H, m), 1.47 (9H, s).

30 **Example 127**

4-[4-(6-Tetrazol-1-yl-pyridin-3-yloxy)methyl]-thiazol-2-yl]-piperidine-1-carboxylic acid tert-butyl ester

[0640]



40 **[0641]** $^1\text{H NMR}$ (CDCl_3): δ 9.41 (1H, s), 8.27 (1H, d), 8.01 (1H, d), 7.58 (1H, dd), 7.28 (1H, s), 5.27 (2H, s), 4.20 (2H, m), 3.14-3.20 (1H, m), 2.87 (2H, m), 2.09-2.12 (2H, m), 1.68-1.78 (2H, m), 1.46 (9H, s)

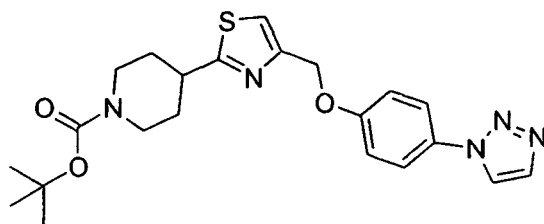
Example 128

50 4-[4-(4-[1,2,3]Triazol-1-yl-phenoxy)methyl]-thiazol-2-yl]-piperidine-1-carboxylic acid tert-butyl ester

[0642]

55

EP 2 111 107 B1

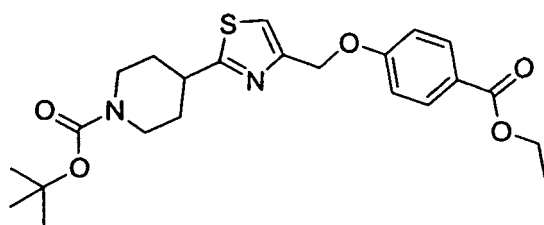


10 **[0643]** $^1\text{H NMR}$ (CDCl_3): δ 7.92 (1H, s), 7.84 (1H, s), 7.65 (2H, d), 7.25 (1H, s), 7.11 (2H, d), 5.22 (2H, s), 4.21 (2H, br), 3.18 (1H, m), 2.88 (2H, br), 2.12 (2H, m), 1.75 (2H, m), 1.47 (9H, s).

Example 129

15 4-[4-(4-Ethoxycarbonyl-phenoxy)methyl]-thiazol-2-yl]-piperidine-1-carboxylic acid tert-butyl ester

[0644]

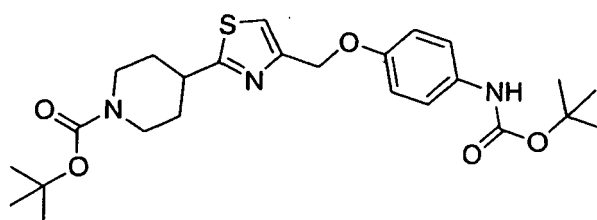


30 **[0645]** $^1\text{H NMR}$ (CDCl_3): δ 8.01 (2H, d), 7.23 (1H, s), 7.01 (2H, d), 5.22 (2H, s), 4.36 (2H, q), 4.22 (2H, br), 3.17 (1H, m), 2.87 (2H, br), 2.12 (2H, m), 1.75 (2H, m), 1.47 (9H, s), 1.39 (2H, t).

Example 130

35 4-[4-(4-tert-Butoxycarbonylamino-phenoxy)methyl]-thiazol-2-yl]-piperidine-1-carboxylic acid tert-butyl ester

[0646]



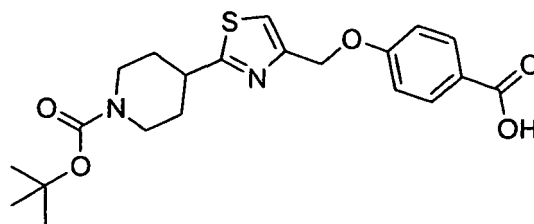
50 **[0647]** $^1\text{H NMR}$ (CDCl_3): δ 7.28 (2H, d), 7.19 (1H, s), 6.92 (2H, d), 6.40 (1H, s), 5.12 (2H, s), 4.22 (2H, br), 3.17 (1H, m), 2.87 (2H, br), 2.12 (2H, m), 1.75 (2H, m), 1.50 (9H, s), 1.47 (9H, s).

Example 131

55 4-[4-(4-Carboxy-phenoxy)methyl]-thiazol-2-yl]-piperidine-1-carboxylic acid tert-butyl ester

[0648]

5



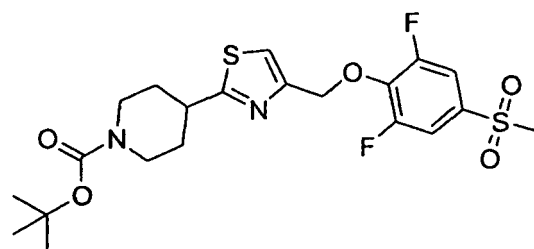
10 **[0649]** $^1\text{H NMR}$ ($\text{DMSO-}d_6$): δ 7.86 (2H, d), 7.64 (1H, s), 7.10 (2H, d), 5.17 (2H, s), 3.96 (2H, m), 3.18 (1H, m), 2.87 (2H, br), 1.96 (2H, m), 1.49 (2H, m), 1.38 (9H, s).

Example 132

15 4-[4-(2,6-Difluoro-4-methanesulfonyl-phenoxy)methylthiazol-2-yl]piperidine-1-carboxylic acid tert-butyl ester

[0650]

20



25

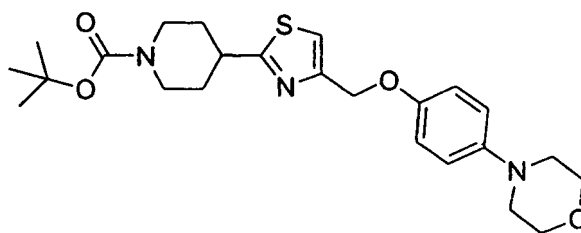
30 **[0651]** $^1\text{H NMR}$ (CDCl_3): δ 7.42 (2H, d), 7.21 (1H, s), 5.25 (2H, s), 4.12 (2H, br), 3.17 (1H, m), 3.00 (3H, s), 2.87 (2H, br), 1.98 (2H, m), 1.71 (2H, m).

Example 133

35 4-[4-(4-morpholin-4-ylphenoxy)methylthiazol-2-yl]piperidine-1-carboxylic acid tert-butyl ester

[0652]

40



45

[0653] $^1\text{H NMR}$ (CDCl_3): δ 7.19 (1H, s), 6.92 (4H, m), 5.12 (2H, s), 4.20 (2H, br), 3.85 (4H, br), 3.16 (1H, m), 3.07 (4H, m), 2.86 (2H, m), 2.10 (2H, m), 1.72 (2H, m), 1.47 (9H, s).

Example 134

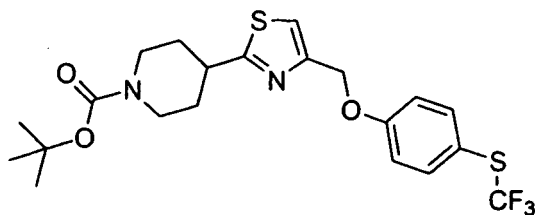
4-[4-(4-trifluoromethylsulfonylphenoxy)methylthiazol-2-yl]piperidine-1-carboxylic acid tert-butyl ester

[0654]

55

EP 2 111 107 B1

5



10 [0655] ¹H NMR (DMSO-*d*₆): δ 7.64 (1H, s), 7.63 (2H, d, *J* = 8.6 Hz), 7.17 (2H, d, *J* = 8.6 Hz), 5.17 (2H, s), 3.99 (2H, m), 3.18 (1H, m), 2.83 (2H, m), 2.01 (2H, m), 1.52 (2H, m), 1.38 (9H, s).

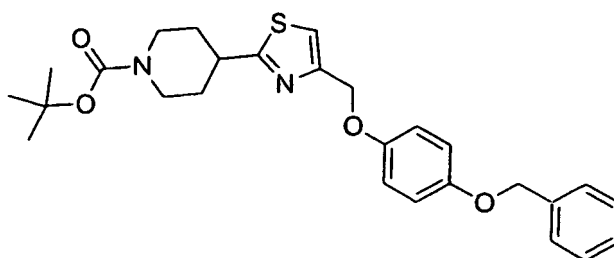
Example 135

15

4-[4-(4-Benzoyloxy-phenoxy)methyl]-thiazol-2-yl]-piperidine-1-carboxylic acid tert-butyl ester

[0656]

20



25

30 [0657] ¹H NMR (DMSO-*d*₆): δ 7.55 (1H, s), 7.41 (5H, m), 6.92 (4H, m), 5.12 (4H, s), 3.98 (2H, m), 3.20 (1H, m), 2.84 (2H, m), 2.01 (2H, m), 1.52 (2H, m), 1.38 (9H, s).

30

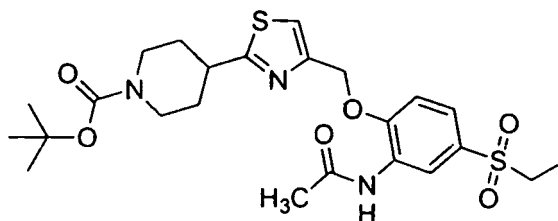
Example 136

4-[4-(2-Acetylamino-4-methanesulfonyl-phenoxy)methyl]-thiazol-2-yl]-piperidine-1-carboxylic acid tert-butyl ester

35

[0658]

40



45

[0659] ¹H NMR (CDCl₃): δ 8.81 (1H, s), 7.97 (1H, s), 7.53 (1H, d), 7.25 (1H, s), 7.09 (1H, d), 5.24 (2H, s), 4.16 (2H, m), 3.10 (3H, m), 2.83 (2H, m), 2.16 (3H, s), 2.04 (2H, d), 1.66 (2H, m), 1.40 (9H, s), 1.19 (3H, t).

Example 137

50

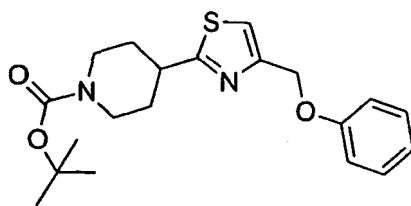
4-(4-Phenoxy)methyl-thiazol-2-yl]-piperidine-1-carboxylic acid tert-butyl ester

[0660]

55

EP 2 111 107 B1

5



10 [0661] $^1\text{H NMR (CDCl}_3\text{)}$: δ 7.28 (2H, m), 7.19 (1H, s), 6.93 (3H, m), 5.14 (2H, s), 4.19 (2H, s), 3.15 (1H, m), 2.85 (2H, m), 2.07 (2H, d), 1.67 (2H, m), 1.45 (9H, s).

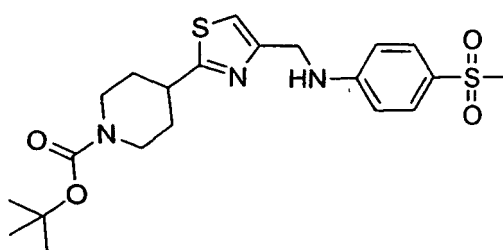
Example 138

15

4-{4-[(4-Methanesulfonyl-phenylamino)-methyl]-thiazol-2-yl}-piperidine-1-carboxylic acid tert-butyl ester

[0662]

20



25

30 [0663] $^1\text{H NMR (CDCl}_3\text{)}$: δ 7.67 (2H, d, $J=8.8$ Hz), 6.99 (1H, s), 6.67 (2H, d, $J=8.8$ Hz), 5.07 (1H, m), 4.45 (2H, d), 4.18 (2H, s), 3.13 (1H, m), 2.97 (3H, s), 2.85 (2H, m), 2.04 (2H, d), 1.68 (2H, m), 1.44 (9H, s).

30

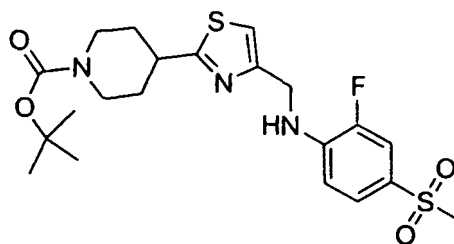
Example 139

4-{4-[(2-Fluoro-4-methanesulfonyl-phenylamino)-methyl]-thiazol-2-yl}-piperidine-1-carboxylic acid isopropyl ester

35

[0664]

40



45

[0665] $^1\text{H NMR (CDCl}_3\text{)}$: δ 7.55 (2H, m), 7.05 (1H, s), 6.76 (1H, m), 5.12 (1H, m), 4.52 (2H, d), 4.19 (2H, m), 3.13 (1H, m), 3.05 (3H, s), 2.86 (2H, m), 2.10 (2H, m), 1.76 (2H, m), 1.46 (9H, s).

50

Example 140

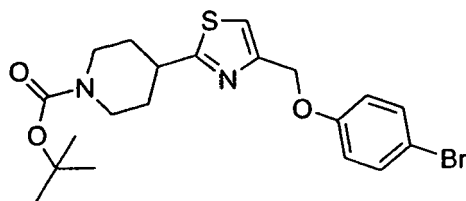
4-[4-(4-Bromo-phenoxy)methyl]-thiazol-2-yl]-piperidine-1-carboxylic acid tert-butyl ester

[0666]

55

EP 2 111 107 B1

5



10 **[0667]** ¹H NMR (CDCl₃): δ 7.36 (2H, m), 7.17 (1H, s), 6.82 (2H, m), 5.10 (2H, s), 4.18 (2H, s), 3.13 (1H, m), 2.85 (2H, m), 2.09 (2H, d), 1.75 (2H, m), 1.43 (9H, s).

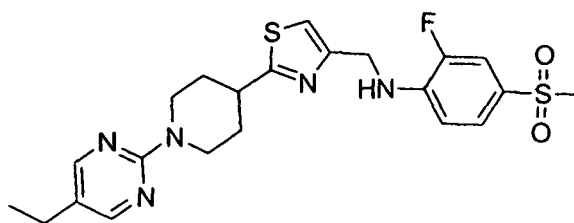
Example 141

15

{2-[1-(5-Ethyl-pyrimidin-2-yl)-piperidin-4-yl]-thiazol-4-ylmethyl}-(2-fluoro-4-methanesulfonyl-phenyl)-amine

[0668]

20



25

[0669] ¹H NMR (CDCl₃): δ 8.16 (2H, s), 7.52 (2H, m), 7.01 (1H, s), 6.74 (1H, m), 5.15 (1H, m), 4.83 (2H, m), 4.51 (2H, d), 3.26 (1H, m), 3.02 (5H, m), 2.46 (2H, m), 2.19 (2H, m), 1.78 (2H, m), 1.19 (3H, t).

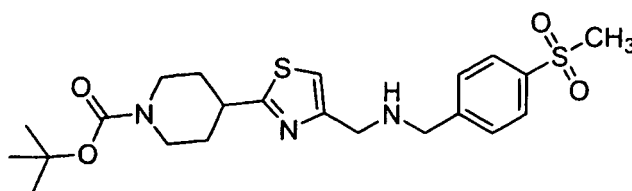
30

Example 142

4-{4-[(4-Methanesulfonyl-benzylamino)-methyl]-thiazol-2-yl}-piperidine-1-carboxylic acid tert-butyl ester

[0670]

35



40

45 **[0671]** ¹H NMR (CDCl₃): δ 7.85 (2H, d, *J* = 8.8 Hz), 7.53 (2H, d, *J* = 8.8 Hz), 6.95 (1H, s), 4.14 (2H, s), 3.87 (2H, s), 3.83 (2H, s), 3.11 (1H, m), 3.04 (3H, s), 2.86 (2H, m), 2.07 (3H, m), 1.67 (2H, m), 1.42 (9H, s).

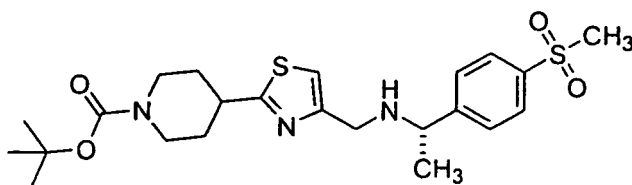
Example 143

50

4-(4-{[1-(4-Methanesulfonyl-phenyl)-ethylamino]-methyl}-thiazol-2-yl)-piperidine-1-carboxylic acid tert-butyl ester

[0672]

55

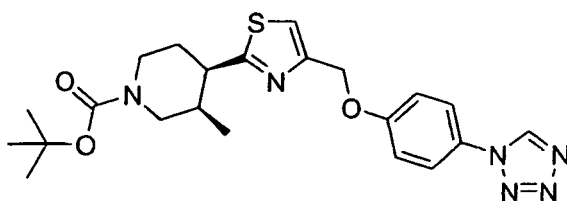


10 **[0673]** $^1\text{H NMR}$ (CDCl_3): δ 7.87 (2H, d, $J = 8.8$ Hz), 7.56 (2H, d, $J = 8.8$ Hz), 6.87 (1H, s), 4.22 (2H, m), 3.90 (1H, s), 3.66 (2H, m), 3.09 (1H, m), 3.04 (3H, s), 2.82 (3H, m), 2.02 (2H, m), 1.71 (2H, m), 1.40 (9H, s), 1.29 (3H, d).

Example 144

15 3-Methyl-4-[4-(4-tetrazol-1-yl-phenoxy)methyl]-thiazol-2-yl]-piperidine-1-carboxylic acid tert-butyl ester

[0674]

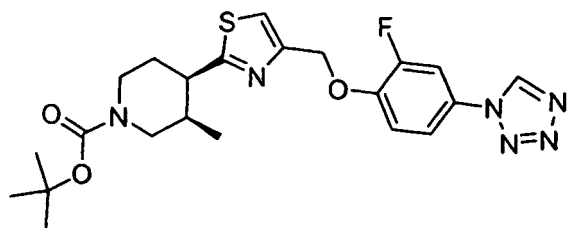


25 **[0675]** $^1\text{H NMR}$ (CDCl_3): δ 8.93 (1H, s), 7.61 (2H, m), 7.25 (1H, m), 7.12 (2H, m), 5.22 (2H, m), 4.2 (1H, m), 3.95 (1H, m), 3.33 (1H, m), 3.13 (1H, m), 2.8 (1H, m), 2.34 (1H, m), 2.04 (1H, m), 1.89 (1H, m), 1.45 (9H, s), 0.85 (3H, m).

Example 145

30 4-[4-(2-Fluoro-4-tetrazol-1-yl-phenoxy)methyl]-thiazol-2-yl]-3-methyl-piperidine-1-carboxylic acid tert-butyl ester

[0676]



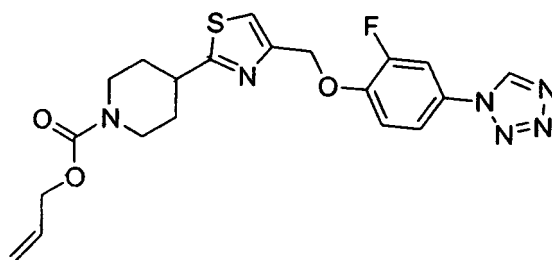
40 **[0677]** $^1\text{H NMR}$ (CDCl_3): δ 9.07 (1H, s), 7.51 (1H, m), 7.41 (1H, m), 7.23 (2H, m), 5.25 (2H, s), 4.16 (1H, m), 3.88 (1H, m), 3.34 (1H, m), 3.09 (1H, m), 2.8 (1H, m), 2.26 (1H, m), 1.96 (1H, m), 1.83 (1H, m), 1.39 (9H, s), 0.76 (3H, m).

45 **[0678]** **Examples 146-157** were synthesized from one of **Intermediates 3-13** or **Intermediates 15-25** with the corresponding sulfonyl chloride, alkyl chloride, alkyl bromide, chloroformate, acid chloride, carbamyl chloride or isocyanate in a manner similar to that described in **Example 22**. One skilled in the art of organic synthesis will appreciate that conditions such as solvent (*e.g.*, DMF, CH_3CN); temperature, base (*e.g.*, NEt_3 , K_2CO_3 , NaHCO_3 , Na_2CO_3 , Cs_2CO_3) and concentration can be selected through routine experimentation to optimize yields. Additionally, alternative coupling methods can be used that are well known in the art of organic synthesis.

Example 146

55 4-[4-(2-Fluoro-4-tetrazol-1-yl-phenoxy)methyl]-thiazol-2-yl]-piperidine-1-carboxylic acid allyl ester

[0679]

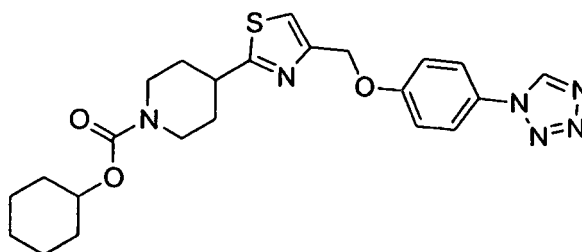


10
[0680] $^1\text{H NMR}$ (CDCl_3), δ 9.00 (1H, s), 7.54 (1H, m), 7.45 (1H, m), 7.29 (2H, m), 5.95 (1H, m), 5.30 (3H, m), 5.22 (1H, m), 4.61 (2H, m), 4.28 (2H, m), 3.20 (1H, m), 2.98 (2H, m), 2.14 (2H, m), 1.78 (2H, m).

15
Example 147

4-[4-(4-Tetrazol-1-yl-phenoxy)methyl]-thiazol-2-yl]-piperidine-1-carboxylic acid cyclohexyl ester

20
[0681]

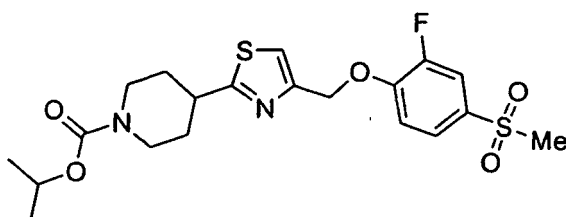


30
[0682] $^1\text{H NMR}$ (CDCl_3): δ 8.91 (1H, s), 7.60 (2H, m), 7.25 (1H, s), 7.16 (2H, m), 5.22 (2H, s), 4.68 (1H, m), 4.36 (2H, m), 3.19 (1H, m), 2.91 (2H, m), 2.12 (2H, m), 1.88 (6H, m), 1.40 (6H, m).

35
Example 148

4-[4-(2-Fluoro-4-methanesulfonyl-phenoxy)methyl]-thiazol-2-yl]-piperidine-1-carboxylic acid isopropyl ester

40
[0683]



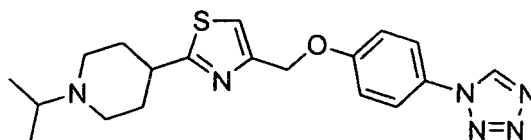
50
[0684] $^1\text{H NMR}$ (CDCl_3): δ 7.64~7.70 (2H, m), 7.20~7.26 (2H, m), 5.29 (2H, s), 4.89~4.95 (1H, m), 4.24 (2H, m), 3.13~3.19 (1H, m), 3.03 (3H, s), 2.86~2.93 (2H, m), 2.11 (2H, m), 1.69~1.78 (2H, m), 1.23 (6H, d, $J = 6.4$ Hz).

55
Example 149

1-Isopropyl-4-[4-(4-tetrazol-1-yl-phenoxy)methyl]-thiazol-2-yl]-piperidine

[0685]

EP 2 111 107 B1

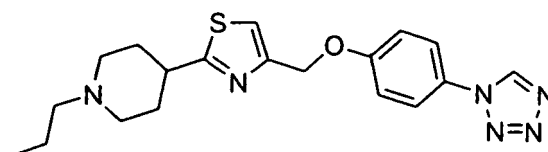


[0686] $^1\text{H NMR}$ ($\text{DMSO-}d_6$): δ 9.98 (1H, s), 7.79 (2H, d, $J = 8.8$ Hz), 7.63 (1H, s), 7.28 (2H, d, $J = 8.8$ Hz), 5.19 (2H, s), 2.91 (1H, m), 2.82 (2H, m), 2.68 (1H, m), 2.20 (2H, m), 2.01 (2H, m), 1.63 (2H, m), 0.94 (6H, d, $J = 6.4$ Hz).

10 **Example 150**

1-Propyl-4-[4-(4-tetrazol-1-ylphenoxy)methyl]thiazol-2-yl]piperidine

15 [0687]

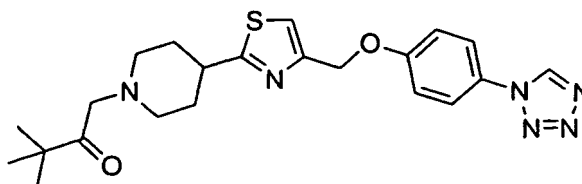


25 [0688] $^1\text{H NMR}$ ($\text{DMSO-}d_6$): δ 9.97 (1H, s), 7.80 (2H, d, $J = 8.8$ Hz), 7.64 (1H, s), 7.28 (2H, d, $J = 8.8$ Hz), 5.20 (2H, s), 2.94 (1H, m), 2.88 (2H, m), 2.22 (2H, t, $J = 7.2$ Hz), 1.99 (4H, m), 1.64 (2H, m), 1.41 (2H, m), 0.83 (3H, t, $J = 7.2$ Hz).

30 **Example 151**

3,3-Dimethyl-1-[4-[4-(4-tetrazol-1-ylphenoxy)methyl]thiazol-2-yl]piperidin-1-yl]butan-2-one

35 [0689]

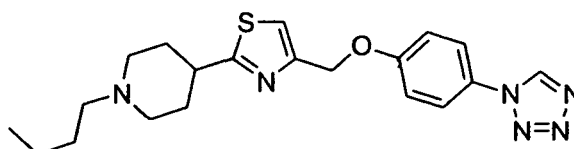


45 [0690] $^1\text{H NMR}$ ($\text{DMSO-}d_6$): δ 9.98 (1H, s), 7.80 (2H, d, $J = 8.8$ Hz), 7.64 (1H, s), 7.28 (2H, d, $J = 8.8$ Hz), 5.20 (2H, s), 3.41 (2H, s), 2.95 (1H, m), 2.82 (2H, m), 2.18 (2H, m), 1.98 (2H, m), 1.69 (2H, m), 1.07 (9H, s).

50 **Example 152**

1-Butyl-4-[4-(4-tetrazol-1-ylphenoxy)methyl]thiazol-2-yl]piperidine

55 [0691]

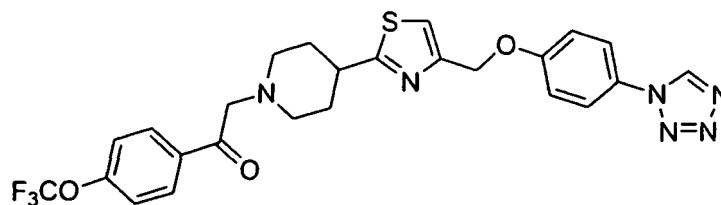


65 [0692] $^1\text{H NMR}$ ($\text{DMSO-}d_6$): δ 9.97 (1H, s), 7.80 (2H, d, $J = 8.8$ Hz), 7.64 (1H, s), 7.28 (2H, d, $J = 8.8$ Hz), 5.20 (2H, s), 2.94 (1H, m), 2.88 (2H, m), 2.26 (2H, t, $J = 6.8$ Hz), 1.98 (4H, m), 1.66 (2H, m), 1.39 (2H, m), 1.26 (2H, m), 0.86 (3H, t, $J = 7.2$ Hz).

Example 153

2-[4-[4-(4-Tetrazol-1-yl-phenoxy)methyl]-thiazol-2-yl]-piperidin-1-yl]-1-(4-trifluoromethoxyphenyl)-ethanone

[0693]

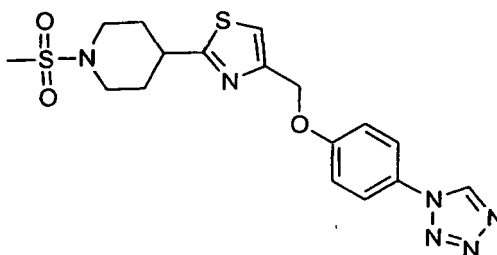


[0694] $^1\text{H NMR}$ ($\text{DMSO-}d_6$): δ 9.97 (1H, s), 8.14 (2H, d, $J = 6.4$ Hz), 8.02 (2H, d, $J = 6.4$ Hz), 7.80 (2H, d, $J = 8.8$ Hz), 7.64 (1H, s), 7.28 (2H, d, $J = 8.8$ Hz), 5.20 (2H, s), 3.84 (2H, s), 2.98 (1H, m), 2.93 (2H, m), 2.38 (2H, m), 2.00 (2H, m), 1.68 (2H, m).

Example 154

1-Methanesulfonyl-4-[4-(4-tetrazol-1-yl-phenoxy)methyl]-thiazol-2-yl]-piperidine

[0695]

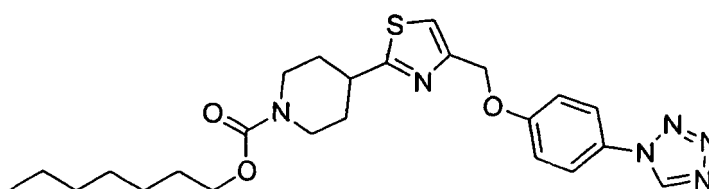


[0696] $^1\text{H NMR}$ ($\text{DMSO-}d_6$): δ 9.98 (1H, s), 7.81 (2H, d, $J = 8.8$ Hz), 7.69 (1H, s), 7.29 (2H, d, $J = 8.8$ Hz), 5.21 (2H, s), 3.60-3.63 (2H, m), 3.32 (3H, s), 3.12-3.18 (1H, m), 2.83-2.90 (2H, m), 2.14-2.17 (2H, m), 1.71 (2H, m).

Example 155

4-[4-(4-Tetrazol-1-yl-phenoxy)methyl]-thiazol-2-yl]-piperidine-1-carboxylic acid heptyl ester

[0697]

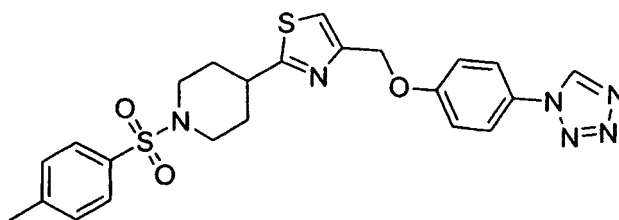


[0698] $^1\text{H NMR}$ (CDCl_3): δ 8.91 (1H, s), 7.60 (2H, d), 7.25 (1H, s), 7.19 (2H, d), 5.24 (2H, s), 4.26 (2H, br), 4.09 (2H, t), 3.20 (1H, m), 2.94 (2H, m), 2.16 (2H, m), 1.77 (2H, m), 1.60 (2H, m), 1.32 (8H, m), 0.90 (3H, t).

Example 156

4-[4-(4-Tetrazol-1-yl-phenoxy)methyl]-thiazol-2-yl]-1-(toluene-4-sulfonyl)-piperidine

[0699]

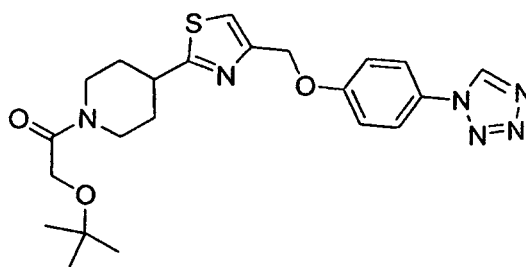


[0700] $^1\text{H NMR}$ (CDCl_3): δ 8.91 (1H, s), 7.67 (2H, d, $J=8.8$ Hz), 7.59 (2H, d, $J=8.8$ Hz), 7.35 (2H, d, $J=8.8$ Hz), 7.25 (1H, s), 7.15 (2H, m), 5.19 (2H, s), 3.91 (2H, d), 2.95 (1H, m), 2.44 (3H, s), 2.37 (2H, m), 2.17 (2H, d), 1.94 (2H, m).

Example 157

2-tert-Butoxy-1-{4-[4-(4-tetrazol-1-yl-phenoxy)methyl]-thiazol-2-yl]-piperidin-1-yl}-ethanone

[0701]



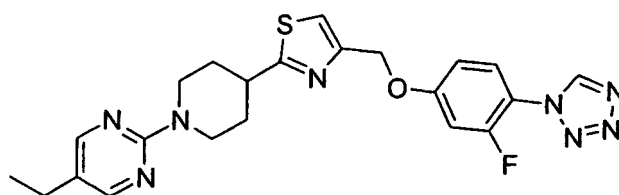
[0702] $^1\text{H NMR}$ ($\text{DMSO}-d_6$): δ 9.99 (1H, s), 7.81 (2H, m), 7.26 (2H, m), 5.20 (2H, s), 4.36 (1H, m), 3.97 (3H, m), 3.28 (1H, m), 3.12 (1H, m), 2.71 (1H, m), 2.04 (2H, m), 1.67 (1H, m), 1.46(1H, m), 1.13(9H, s).

[0703] **Examples 158-205** were synthesized from one of **Intermediates 3-13** or **Intermediates 15-25** with the corresponding 2-chloropyrimidine, 2-iodopyrimidine, 2-chloropyridine, 2-fluoropyridine, 2-methanesulfonyl-pyrimidine, 2-chloropyrazine, 2-chloropyridazine or other suitable heterocycles in a manner similar to that described in **Example 47**. One skilled in the art of organic synthesis will appreciate that conditions such as solvent (such as DMF, CH_3CN); temperature, base (such as NEt_3 , K_2CO_3 , NaHCO_3 , Na_2CO_3 , Cs_2CO_3) and concentration can be selected through routine experimentation to optimize yields. Additionally, alternative coupling methods can be used that are well known in the art of organic synthesis.

Example 158

5-Ethyl-2-{4-[4-(3-fluoro-4-tetrazol-1-yl-phenoxy)methyl]-thiazol-2-yl]-piperidin-1-yl}-pyrimidine

[0704]



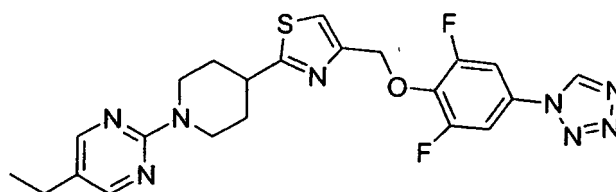
EP 2 111 107 B1

[0705] $^1\text{H NMR}$ (CDCl_3): δ 9.04 (1H, s), 8.19 (2H, s), 7.78 (1H, m), 7.28 (1H, s), 6.70 (2H, m), 5.23 (2H, s), 4.83 (2H, m), 3.31 (1H, m), 3.05 (2H, m), 2.47 (2H, q), 2.21 (2H, m), 1.81 (2H, m), 1.20 (3H, t).

Example 159

2-{4-[4-(2,6-Difluoro-4-tetrazol-1-yl-phenoxy)methyl]-thiazol-2-yl]-piperidin-1-yl}-5-ethyl-pyrimidine

[0706]

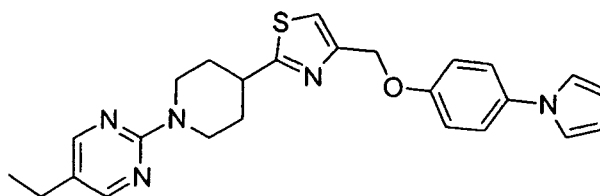


[0707] $^1\text{H NMR}$ (CDCl_3): δ 8.95 (1H, s), 8.17 (2H, s), 7.34 (2H, m), 7.28 (1H, s), 5.35 (2H, s), 4.76 (2H, m), 3.27 (1H, m), 3.04 (2H, m), 2.46 (2H, q), 2.16 (2H, m), 1.76 (2H, m), 1.19 (3H, t).

Example 160

5-Ethyl-2-{4-[4-(4-pyrrol-1-yl-phenoxy)methyl]-thiazol-2-yl]-piperidin-1-yl}-pyrimidine

[0708]

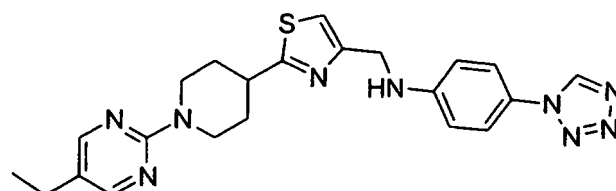


[0709] $^1\text{H NMR}$ (CDCl_3): δ 8.18 (2H, s), 7.29 (2H, m), 7.20 (1H, s), 6.99 (4H, m), 6.31 (2H, m), 5.17 (2H, s), 4.84 (2H, m), 3.28 (1H, m), 3.03 (2H, m), 2.46 (2H, q), 2.21 (2H, m), 1.81 (2H, m), 1.19 (3H, t).

Example 161

{2-[1-(5-Ethyl-pyrimidin-2-yl)-piperidin-4-yl]-thiazol-4-ylmethyl}-(4-tetrazol-1-yl-phenyl)-amine

[0710]



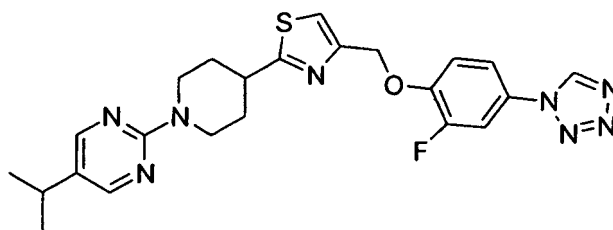
[0711] $^1\text{H NMR}$ (CDCl_3): δ 8.83 (1H, s), 8.16 (2H, s), 7.41 (2H, m), 7.02 (1H, s), 6.74 (2H, m), 4.82 (1H, s), 4.79 (2H, s), 4.45 (2H, m), 3.25 (1H, m), 3.01 (2H, m), 2.44 (2H, q), 2.17 (2H, m), 1.77 (2H, m), 1.11 (3H, t).

Example 162

2-{4-[4-(2-Fluoro-4-tetrazol-1-yl-phenoxy)methyl]-thiazol-2-yl]-piperidin-1-yl}-5-isopropyl-pyrimidine

5 [0712]

10



15

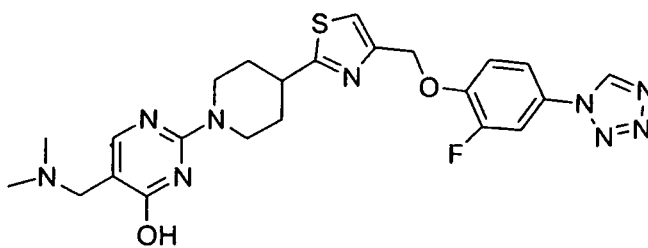
[0713] $^1\text{H NMR}$ (CDCl_3): δ 8.92 (1H, s), 8.21 (2H, s), 7.51 (1H, m), 7.40 (1H, m), 7.29 (1H, s), 7.26 (1H, m), 5.30 (2H, s), 4.82 (2H, m), 3.28 (1H, m), 3.04 (2H, m), 2.77 (1H, m), 2.20 (2H, m), 1.80 (2H, m), 1.23 (6H, d).

Example 163

20

[0714]

25



30

[0715] $^1\text{H NMR}$ (CDCl_3): δ 8.97 (1H, s), 7.80 (1H, s), 7.50 (1H, m), 7.40 (1H, m), 7.27 (1H, s), 7.24 (1H, m), 5.27 (2H, s), 4.42 (4H, m), 3.24 (1H, m), 3.04 (9H, m), 2.16 (2H, m), 1.88 (2H, m).

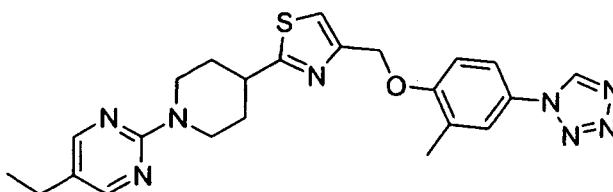
Example 164

5-Ethyl-2-{4-[4-(2-methyl-4-tetrazol-1-yl-phenoxy)methyl]-thiazol-2-yl]-piperidin-1-yl}-pyrimidine

40 [0716]

40

45



[0717] $^1\text{H NMR}$ (CDCl_3): δ 8.88 (1H, s), 8.19 (2H, s), 7.48 (1H, s), 7.44 (1H, m), 7.24 (1H, m), 7.05 (1H, m), 5.26 (2H, s), 4.83 (2H, m), 3.27 (1H, m), 3.05 (2H, m), 2.47 (2H, q), 2.37 (3H, s), 2.22 (2H, m), 1.81 (2H, m), 1.19 (3H, t).

50

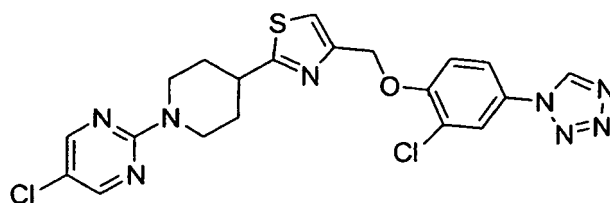
Example 165

5-Chloro-2-{4-[4-(2-chloro-4-tetrazol-1-yl-phenoxy)methyl]-thiazol-2-yl]-piperidin-1-yl}-pyrimidine

55

[0718]

5



10 [0719] ^1H NMR (acetone- d_6), δ 9.68 (1H, s), 8.33 (2H, s), 8.01 (1H, s), 7.86 (1H, m), 7.60 (1H, m), 7.59 (1H, s), 5.40 (2H, s), 4.78 (2H, m), 3.40 (1H, m), 3.16 (2H, m), 2.20 (2H, m), 1.77 (2H, m).

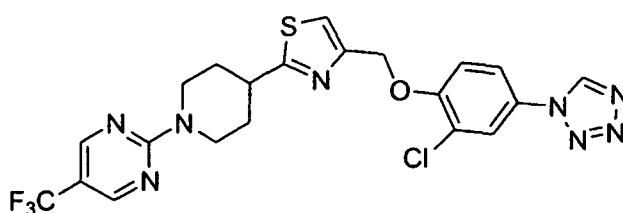
Example 166

15

2-[4-[4-(2-chloro-4-tetrazol-1-yl-phenoxy)methyl]thiazol-2-yl]piperidin-1-yl]-5-trifluoromethyl-pyrimidine

[0720]

20



25

[0721] ^1H NMR (acetone- d_6), δ 9.68 (1H, s), 8.62 (2H, s), 8.01 (1H, s), 7.86 (1H, m), 7.61 (1H, s), 7.60 (1H, m), 5.41 (2H, s), 4.92 (2H, m), 3.46 (1H, m), 3.27 (2H, m), 2.25 (2H, m), 1.80 (2H, m).

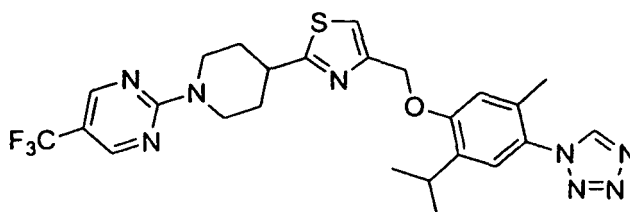
Example 167

30

2-[4-[4-(2-isopropyl-5-methyl-4-tetrazol-1-yl-phenoxy)methyl]thiazol-2-yl]piperidin-1-yl]-5-trifluoromethyl-pyrimidine

[0722]

35



40

[0723] ^1H NMR (CDCl_3): δ 8.73 (1H, s), 8.46 (2H, s), 7.22 (1H, s), 7.10 (1H, s), 6.90 (1H, s), 5.24 (2H, s), 4.93 (2H, m), 3.35 (2H, m), 3.17 (2H, m), 2.23 (2H, m), 2.09 (3H, s), 1.82 (2H, m), 1.20 (6H, d).

45

Example 168

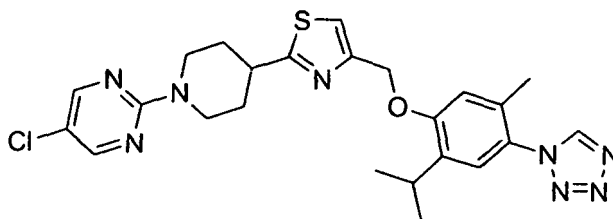
5-Chloro-2-[4-[4-(2-isopropyl-5-methyl-4-tetrazol-1-yl-phenoxy)methyl]thiazol-2-yl]piperidin-1-yl]-pyrimidine

50

[0724]

55

5



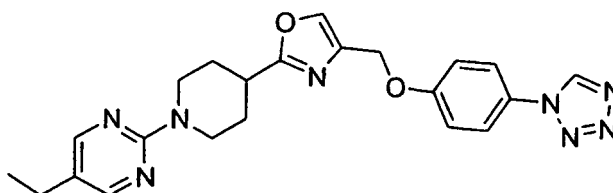
10 **[0725]** $^1\text{H NMR}$ (CDCl_3): δ 8.73 (1H, s), 8.20 (2H, s), 7.21 (1H, s), 7.09 (1H, s), 6.90 (1H, s), 5.24 (2H, s), 4.78 (2H, m), 3.35 (1H, m), 3.28 (1H, m), 3.07 (2H, m), 2.19 (2H, m), 2.09 (3H, s), 1.79 (2H, m), 1.20 (6H, d).

Example 169

15 5-Ethyl-2-{4-[4-(4-tetrazol-1-yl-phenoxy)methyl]-oxazol-2-yl]-piperidin-1-yl}-pyrimidine

[0726]

20



25

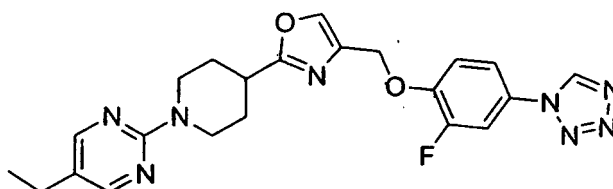
[0727] $^1\text{H NMR}$ (CDCl_3): δ 8.91 (1H, s), 8.18 (2H, s), 7.65 (1H, s), 7.60 (2H, m), 7.15 (2H, m), 5.03 (2H, s), 4.69 (2H, m), 3.10 (3H, m), 2.44 (2H, q), 2.14 (2H, m), 1.86 (2H, m), 1.19 (3H, t).

Example 170

30 5-Ethyl-2-{4-[4-(2-fluoro-4-tetrazol-1-yl-phenoxy)methyl]-oxazol-2-yl]-piperidin-1-yl}-pyrimidine

[0728]

35



40

[0729] $^1\text{H NMR}$ (CDCl_3): δ 8.93 (1H, s), 8.17 (2H, s), 7.67 (1H, s), 7.50 (1H, m), 7.41 (1H, m), 7.29 (1H, m), 5.11 (2H, s), 4.67 (2H, m), 3.08 (3H, m), 2.45 (2H, q), 2.12 (2H, m), 1.84 (2H, m), 1.18 (3H, t).

45

Example 171

50 2-{4-[4-(2-Fluoro-4-tetrazol-1-yl-phenoxy)methyl]-thiazol-2-yl]-piperidin-1-yl}-5-trifluoromethyl-pyrimidine

[0730]

55

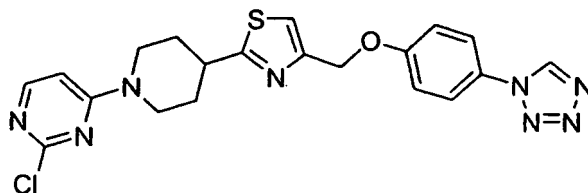
EP 2 111 107 B1

[0737] ^1H NMR (CDCl_3): δ 8.91 (1H, s), 8.15 (1H, d, $J = 5.2$ Hz), 7.60 (2H, d, $J = 8.8$ Hz), 7.25 (1H, s), 7.16 (2H, d, $J = 8.8$ Hz), 6.49 (1H, d, $J = 5.2$ Hz), 5.22 (2H, s), 4.85 (2H, m), 3.30 (1H, m), 3.07 (2H, m), 2.21 (2H, m), 1.80 (2H, m).

Example 175

2-Chloro-4-{4-[4-(4-tetrazol-1-yl-phenoxy)methyl]-thiazol-2-yl]-piperidin-1-yl}-pyrimidine

[0738]

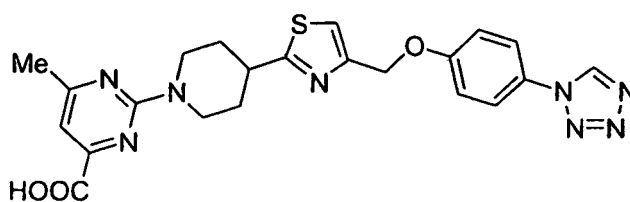


[0739] ^1H NMR (CDCl_3): δ 8.90 (1H, s), 8.05 (1H, d, $J = 6.4$ Hz), 7.61 (2H, d, $J = 8.8$ Hz), 7.28 (1H, s), 7.17 (2H, d, $J = 8.8$ Hz), 6.46 (1H, d, $J = 6.4$ Hz), 5.23 (2H, s), 4.45 (2H, m), 3.35 (1H, m), 3.15 (2H, m), 2.27 (2H, m), 1.85 (2H, m).

Example 176

6-Methyl-2-{4-[4-(4-tetrazol-1-yl-phenoxy)methyl]-thiazol-2-yl]-piperidin-1-yl}-pyrimidine-4-carboxylic acid

[0740]

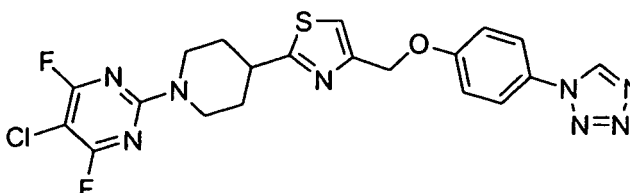


[0741] ^1H NMR ($\text{DMSO}-d_6$): δ 13.3 (1H, br), 9.97 (1H, s), 7.80 (2H, d, $J = 8.8$ Hz), 7.66 (1H, s), 7.28 (2H, d, $J = 8.8$ Hz), 6.98 (1H, s), 5.21 (2H, s), 4.79 (2H, m), 3.34 (1H, m), 3.05 (2H, m), 2.35 (3H, s), 2.13 (2H, m), 1.62 (2H, m).

Example 177

5-Chloro-4,6-difluoro-2-{4-[4-(4-tetrazol-1-yl-phenoxy)methyl]-thiazol-2-yl]-piperidin-1-yl}-pyrimidine

[0742]



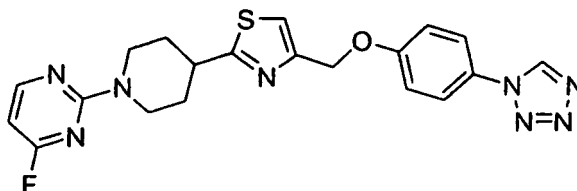
[0743] ^1H NMR (CDCl_3): δ 8.91 (1H, s), 7.61 (2H, d, $J = 8.8$ Hz), 7.27 (1H, s), 7.16 (2H, d, $J = 8.8$ Hz), 5.23 (2H, s), 4.69 (2H, m), 3.32 (1H, m), 3.10 (2H, m), 2.23 (2H, m), 1.80 (2H, m).

Example 178

4-Fluoro-2-[4-[4-(4-tetrazol-1-yl-phenoxy)methyl]-thiazol-2-yl]-piperidin-1-yl]-pyrimidine

5 [0744]

10



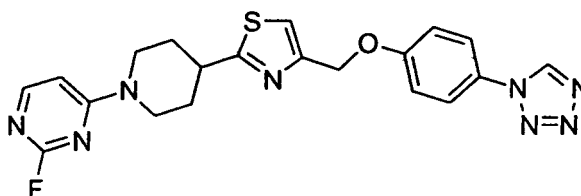
15 [0745] $^1\text{H NMR}$ (DMSO- d_6): δ 9.97 (1H, s), 8.41 (1H, m), 7.80 (2H, d, $J = 8.0$ Hz), 7.66 (1H, s), 7.28 (2H, d, $J = 8.0$ Hz), 6.34 (1H, m), 5.20 (2H, s), 4.60 (2H, m), 3.32 (1H, m), 3.10 (2H, m), 2.11 (2H, m), 1.61 (2H, m).

Example 179

20 2-Fluoro-4-[4-[4-(4-tetrazol-1-yl-phenoxy)methyl]-thiazol-2-yl]-piperidin-1-yl]-pyrimidine

25 [0746]

30



35

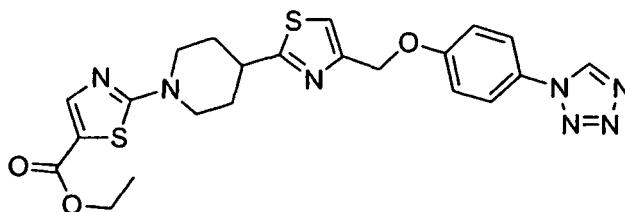
[0747] $^1\text{H NMR}$ (DMSO- d_6): δ 9.98 (1H, s), 8.08 (1H, m), 7.80 (2H, d, $J = 9.2$ Hz), 7.67 (1H, s), 7.28 (2H, d, $J = 9.2$ Hz), 6.84 (1H, m), 5.20 (2H, s), 4.40 (2H, m), 3.40 (1H, m), 3.14 (2H, m), 2.13 (2H, m), 1.63 (2H, m).

35 Example 180

2-[4-[4-(4-Tetrazol-1-yl-phenoxy)methyl]-thiazol-2-yl]-piperidin-1-yl]-thiazole-5-carboxylic acid ethyl ester

40 [0748]

45



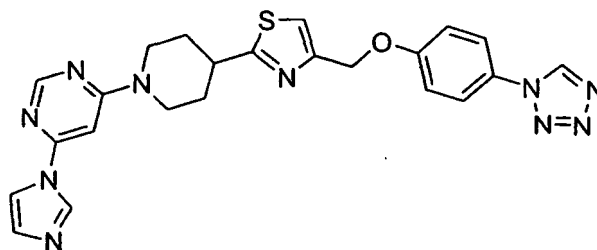
50

[0749] $^1\text{H NMR}$ (DMSO- d_6): δ 9.97 (1H, s), 7.84 (1H, m), 7.80 (2H, d, $J = 9.0$ Hz), 7.68 (1H, s), 7.28 (2H, d, $J = 9.0$ Hz), 5.21 (2H, s), 4.19 (2H, t, $J = 7.20$ Hz), 4.03 (2H, m), 3.35 (3H, m), 2.15 (2H, m), 1.75 (2H, m), 1.23 (3H, t, $J = 7.20$ Hz).

Example 181

55 4-Imidazol-1-yl-6-[4-[4-(4-tetrazol-1-yl-phenoxy)methyl]-thiazol-2-yl]-piperidin-1-yl]-pyrimidine

[0750]

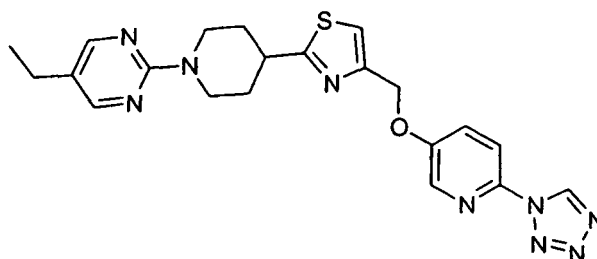


[0751] $^1\text{H NMR}$ ($\text{DMSO-}d_6$): δ 9.98 (1H, s), 8.59 (1H, s), 8.43 (1H, s), 8.01 (1H, d, $J = 1.2$ Hz), 7.81 (2H, d, $J = 8.8$ Hz), 7.67 (1H, s), 7.27 (2H, d, $J = 8.8$ Hz), 7.14 (1H, s), 7.10 (1H, d, $J = 1.2$ Hz), 5.20 (2H, s), 4.61 (2H, m), 3.40 (1H, m), 3.15 (2H, m), 2.15 (2H, m), 1.66 (2H, m).

15 **Example 182**

5-Ethyl-2-{4-[4-(6-tetrazol-1-yl-pyridin-3-yloxymethyl)-thiazol-2-yl]-piperidin-1-yl}-pyrimidine.

20 **[0752]**

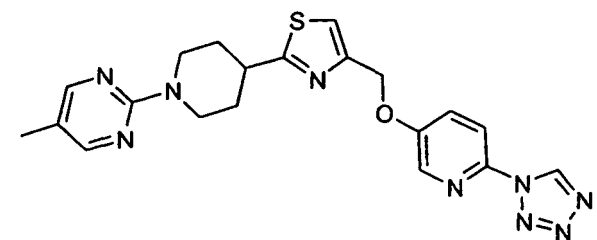


[0753] $^1\text{H NMR}$ (CDCl_3): δ 9.44 (1H, s), 8.28 (1H, d, $J = 3.0$ Hz), 8.2 (2H, s), 8.02, (1H, d, $J = 8.8$ Hz), 7.58 (1H, dd, $J = 8.8$ Hz, 3.0 Hz), 7.27 (1H, s), 5.27 (2H, s), 4.82-4.85 (2H, m), 3.22-3.35 (1H, m), 3.0-3.1, (2H, m), 2.47 (2H, q, $J = 7.2$ Hz), 2.2-2.23 (2H, m), 1.76-1.86 (2H, m), 1.19 (3H, t, $J = 7.2$ Hz).

35 **Example 183**

5-Methyl-2-{4-[4-(6-tetrazol-1-yl-pyridin-3-yloxymethyl)-thiazol-2-yl]-piperidin-1-yl}-pyrimidine

40 **[0754]**



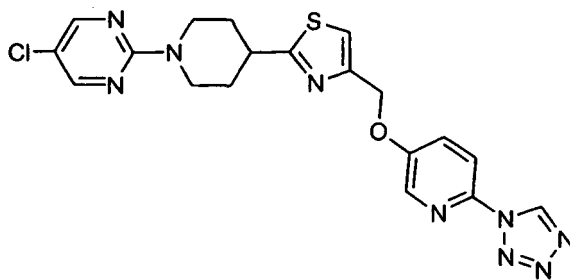
[0755] $^1\text{H NMR}$ ($\text{DMSO-}d_6$): δ 10.07 (1H, s), 8.42 (1H, d, $J = 3.0$ Hz), 8.21 (2H, s), 7.99 (1H, d, $J = 9.2$ Hz), 7.86 (1H, dd, $J = 9.2$ Hz, 3.0 Hz), 7.70 (1H, s), 5.30 (2H, s), 4.62 (2H, m), 3.56-3.60 (1H, m), 2.98-3.04 (2H, m), 2.06 (3H, s), 1.72-1.76 (2H, m), 1.59 (2H, m).

55 **Example 184**

5-Chloro-2-{4-[4-(6-tetrazol-1-yl-pyridin-3-yloxymethyl)-thiazol-2-yl]-piperidin-1-yl}-pyrimidine.

[0756]

EP 2 111 107 B1

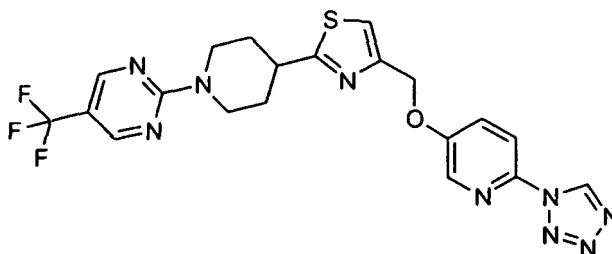


[0757] $^1\text{H NMR}$ (CDCl_3) δ 9.44 (1H, s), 8.28 (1H, d, $J = 3.0$ Hz), 8.23 (2H, s), 8.02 (1H, d, $J = 9.0$ Hz), 7.58 (1H, dd, $J = 9.0$ Hz, 3.0 Hz), 7.28 (1H, s), 5.27 (2H, s), 4.8-4.83 (2H, m), 3.22-3.38 (1H, m), 3.04-3.11 (2H, m), 2.20-2.23 (2H, m), 1.80 (2H, m)

Example 185

2-[4-[4-(6-Tetrazol-1-yl-pyridin-3-yloxymethyl)-thiazol-2-yl]-piperidin-1-yl]-5-trifluoromethyl-pyrimidine.

[0758]

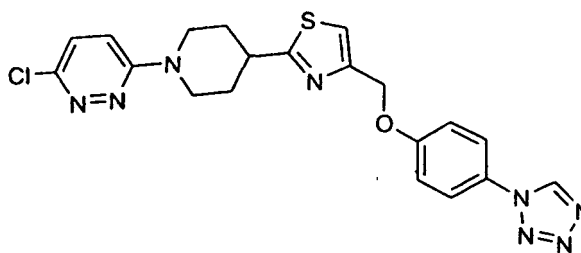


[0759] $^1\text{H NMR}$ ($\text{DMSO}-d_6$): δ 10.07 (1H, s), 8.68 (2H, s), 8.42 (1H, d, $J = 3.0$ Hz), 7.99 (1H, d, $J = 9.2$ Hz), 7.86 (1H, dd, $J = 9.2$ Hz, 3.0 Hz), 7.72 (1H, s), 5.73 (2H, s), 4.74-4.77 (2H, m), 3.37-3.43 (1H, m), 3.15-3.21 (2H, m), 2.12-2.16 (2H, m), 1.59-1.68 (2H, m).

Example 186

3-Chloro-6-[4-[4-(4-tetrazol-1-yl-phenoxy)methyl]-thiazol-2-yl]-piperidin-1-yl]-pyridazine

[0760]



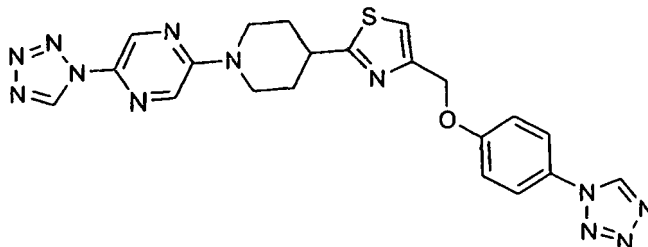
[0761] $^1\text{H NMR}$ (CDCl_3): δ 8.91 (1H, s), 7.61 (2H, d, $J = 9.0$ Hz), 7.26 (1H, s), 7.22 (1H, d, $J = 9.6$ Hz), 7.17 (2H, d, $J = 9.0$ Hz), 6.95 (1H, d, $J = 9.6$ Hz), 5.23 (2H, s), 4.43-4.47 (2H, m), 3.31-3.37 (1H, m), 3.12-3.19 (2H, m), 2.25-2.28 (2H, m), 1.90 (2H, m).

Example 187

2-Tetrazol-1-yl-5-{4-[4-(4-tetrazol-1-yl-phenoxy)methyl]-thiazol-2-yl]-piperidin-1-yl}-pyrazine

5 [0762]

10



15

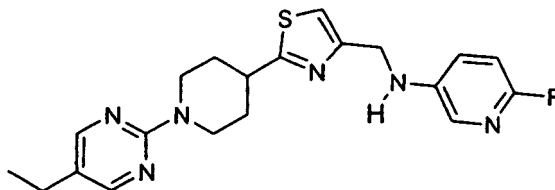
[0763] $^1\text{H NMR}$ ($\text{DMSO-}d_6$): δ 9.97 (2H, s), 8.67 (1H, s), 8.37 (1H, s), 7.80 (2H, d, $J = 8.8$ Hz), 7.67 (1H, s), 7.28 (2H, d, $J = 8.8$ Hz), 5.21 (2H, s), 4.50-4.53 (2H, m), 3.38-3.44 (1H, m), 3.17-3.23 (2H, m), 2.15-2.18 (2H, m), 1.69-1.77 (2H, m).

20 Example 188

{2-[1-(5-Ethyl-pyrimidin-2-yl)-piperidin-4-yl]-thiazol-4-ylmethyl}-(6-fluoro-pyridin-3-yl)-amine

25 [0764]

30



35

[0765] $^1\text{H NMR}$ (CDCl_3): δ 8.19 (2H, s), 7.58-7.62 (1H, m), 7.05-7.10 (1H, m), 7.01 (1H, s), 6.75 (1H, dd, $J = 8.4$ Hz, 2.8 Hz), 4.81-4.85 (2H, m), 4.40 (2H, d, $J = 5.2$ Hz), 4.29 (1H, br s), 3.23-3.29 (1H, m), 3.00-3.06 (2H, m), 2.47 (2H, q, $J = 7.6$ Hz), 2.18-2.20 (2H, m), 1.79 (2H, m), 1.20 (3H, t, $J = 7.6$ Hz).

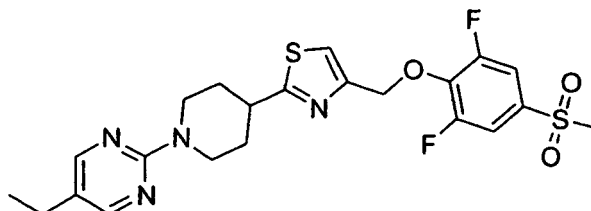
40

Example 189

2-{4-[4-(2,6-Difluoro-4-methanesulfonyl-phenoxy)methyl]-thiazol-2-yl]-piperidin-1-yl}-5-ethyl-pyrimidine

45 [0766]

50



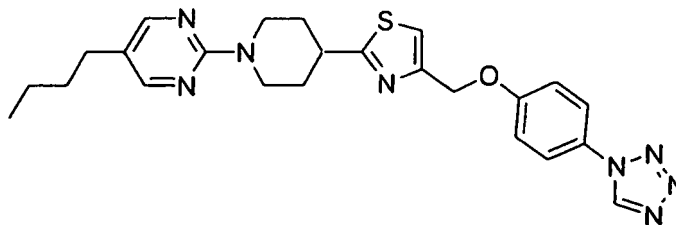
55

[0767] $^1\text{H NMR}$ (CDCl_3): δ 8.19 (2H, s), 7.51 (2H, d), 7.25 (1H, s), 5.40 (2H, s), 4.82 (2H, m), 3.30 (1H, m), 3.06 (3H, s), 3.03 (2H, m), 2.48 (2H, q), 2.15 (2H, m), 1.74 (2H, m), 1.20 (3H, t).

Example 190

5-Butyl-2-{4-[4-(4-tetrazol-1-yl-phenoxy)methyl]-thiazol-2-yl]-piperidin-1-yl}-pyrimidine

[0768]

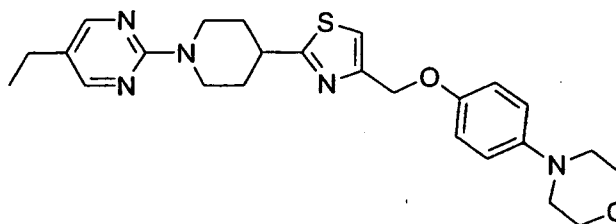


[0769] $^1\text{H NMR}$ (CDCl_3): δ 8.92 (1H, s), 8.17 (2H, s), 7.62 (2H, m), 7.25 (1H, s), 7.17 (2H, m), 5.24 (2H, s), 4.83 (2H, m), 3.30 (1H, m), 3.04 (2H, m), 2.42 (2H, t), 2.23 (2H, m), 1.84 (2H, m), 1.52 (2H, m), 1.34 (2H, m), 0.92 (3H, m).

Example 191

4-(4-{2-[1-(5-Ethyl-pyrimidin-2-yl)-piperidin-4-yl]-thiazol-4-ylmethoxy}-phenyl)-morpholine

[0770]

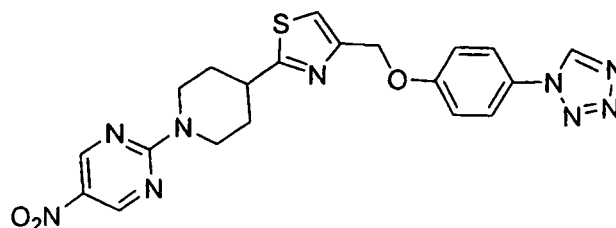


[0771] $^1\text{H NMR}$ (CDCl_3): δ 8.18 (2H, s), 7.19 (1H, s), 6.92 (4H, m), 5.12 (2H, s), 4.84 (2H, m), 3.86 (4H, br), 3.30 (1H, m), 3.05 (6H, m), 2.46 (2H, q), 2.21 (2H, m), 1.78 (2H, m), 1.19 (3H, t).

Example 192

5-Nitro-2-{4-[4-(4-tetrazol-1-yl-phenoxy)methyl]-thiazol-2-yl]-piperidin-1-yl}-pyrimidine

[0772]

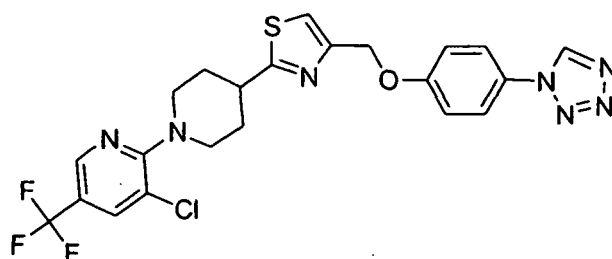


[0773] $^1\text{H NMR}$ ($\text{DMSO}-d_6$): δ 9.91 (1H, s), 9.11 (2H, s), 7.83 (2H, d, $J = 8.8$ Hz), 7.68 (1H, s), 7.25 (2H, d, $J = 8.8$ Hz), 5.22 (2H, s), 4.81 (2H, m), 3.39 (1H, m), 3.31 (2H, m), 2.23 (2H, s), 1.68 (2H, m).

Example 193

3'-Chloro-4-[4-(4-tetrazol-1-yl-phenoxy)methyl]-thiazol-2-yl]-5'-trifluoromethyl-3,4,5,6-tetrahydro-2H-[1,2']bipyridinyl

[0774]

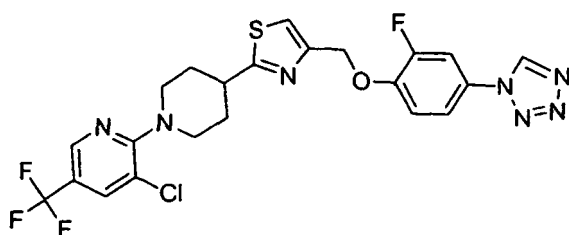


[0775] $^1\text{H NMR}$ (CDCl_3): δ 8.91 (1H, s), 8.39 (1H, s), 7.76 (1H, s), 7.61 (2H, m), 7.25 (1H, s), 7.18 (2H, m), 5.24 (2H, s), 4.16 (2H, m), 3.26 (1H, m), 3.06 (2H, m), 2.25 (2H, m), 2.01 (2H, m).

Example 194

3'-Chloro-4-[4-(2-fluoro-4-tetrazol-1-yl-phenoxy)methyl]-thiazol-2-yl]-5'-trifluoromethyl-3,4,5,6-tetrahydro-2H-[1,2']bipyridinyl

[0776]

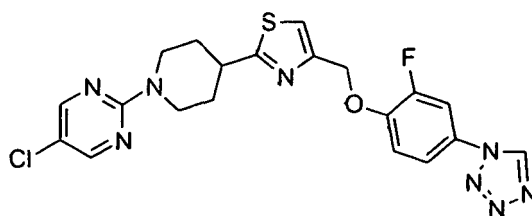


[0777] $^1\text{H NMR}$ (CDCl_3): δ 8.94 (1H, s), 8.38 (1H, s), 7.75 (1H, s), 7.53 (1H, m), 7.40 (1H, m), 7.31 (1H, s), 7.25 (1H, m), 5.31 (2H, s), 4.15 (2H, d), 3.25 (1H, m), 3.09 (2H, m), 2.23 (2H, d), 1.99 (2H, m).

Example 195

5-Chloro-2-[4-[4-(2-fluoro-4-tetrazol-1-yl-phenoxy)methyl]-thiazol-2-yl]-piperidin-1-yl]-pyrimidine

[0778]



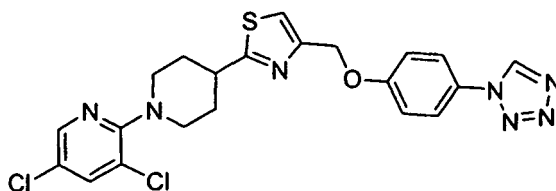
[0779] $^1\text{H NMR}$ (CDCl_3): δ 8.96 (1H, s), 8.20 (2H, s), 7.52 (1H, m), 7.40 (1H, m), 7.28 (1H, s), 7.25 (1H, m), 5.28 (2H, s), 4.78 (2H, m), 3.30 (1H, m), 3.07 (2H, m), 2.20 (2H, m), 1.79 (2H, m).

Example 196

3',5'-Dichloro-4-[4-(4-tetrazol-1-yl-phenoxy)methyl]-thiazol-2-yl]-3,4,5,6-tetrahydro-2H-[1,2']bipyridinyl

5 [0780]

10



15 [0781] $^1\text{H NMR}$ ($\text{DMSO-}d_6$): δ 9.98 (1H, s), 8.26 (1H, s), 8.03 (1H, s), 7.81 (2H, d), 7.67 (1H, s), 7.29 (2H, d), 5.21 (2H, s), 3.79 (2H, m), 3.24 (1H, m), 2.97 (2H, m), 2.14 (2H, m), 1.84 (2H, m).

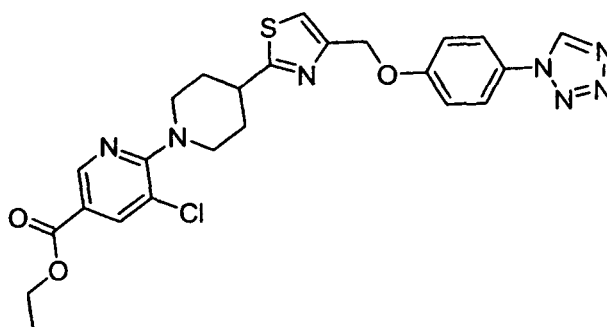
Example 197

20 3'-Chloro-4-[4-(4-tetrazol-1-yl-phenoxy)methyl]-thiazol-2-yl]-3,4,5,6-tetrahydro-2H-[1,2']bipyridinyl-5'-carboxylic acid ethyl ester

[0782]

25

30



35

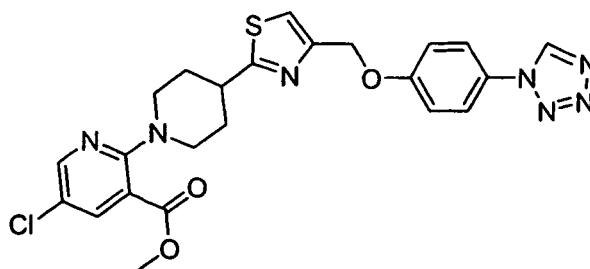
[0783] $^1\text{H NMR}$ (CDCl_3): δ 8.92 (1H, s), 8.74 (1H, s), 8.11 (1H, s), 7.61 (2H, d), 7.25 (1H, s), 7.17 (2H, d), 5.23 (2H, s), 4.37 (2H, m), 4.22 (2H, m), 3.31 (1H, m), 3.08 (2H, m), 2.26 (2H, m), 1.98 (2H, m), 1.38 (3H, m).

40 Example 198

5'-Chloro-4-[4-(4-tetrazol-1-yl-phenoxy)methyl]-thiazol-2-yl]-3,4,5,6-tetrahydro-2H-[1,2']bipyridinyl-3'-carboxylic acid methyl ester

45 [0784]

50



55

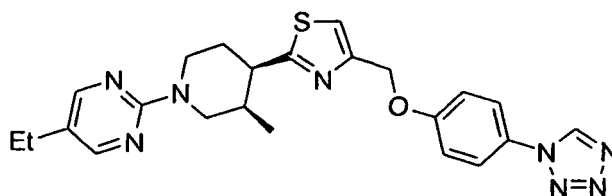
[0785] $^1\text{H NMR}$ (CDCl_3): δ 8.91 (1H, s), 8.20 (1H, s), 7.99 (1H, s), 7.61 (2H, d), 7.25 (1H, s), 7.16 (2H, d), 5.21 (2H, s), 3.91 (2H, m), 3.88 (3H, s), 3.28 (1H, m), 3.08 (2H, m), 2.20 (2H, m), 1.93 (2H, m).

Example 199

5-Ethyl-2-{3-methyl-4-[4-(4-tetrazol-1-yl-phenoxy)methyl]-thiazol-2-yl]-piperidin-1-yl}-pyrimidine

5 [0786]

10

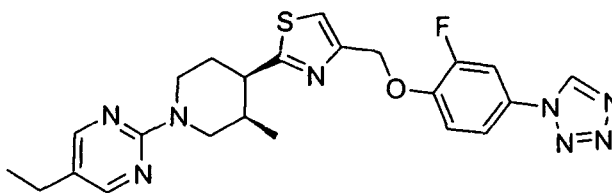
15 [0787] $^1\text{H NMR (CDCl}_3\text{): } \delta$ 8.90 (1H, s), 8.18 (2H), 7.60 (2H, m), 7.25 (1H, s), 7.17 (2H, m), 5.26 (2H), 4.89-4.51 (2H, m), 3.49-3.20 (2H, m), 2.92 (1H, m), 2.65-2.45 (1H, m), 2.45 (2H, m), 2.17-1.81 (2H, m), 1.20 (3H, m), 0.82-0.92 (3H).

Example 200

20 5-Ethyl-2-{4-[4-(2-fluoro-4-tetrazol-1-yl-phenoxy)methyl]-thiazol-2-yl]-3-methyl-piperidin-1-yl}-pyrimidine

[0788]

25



30

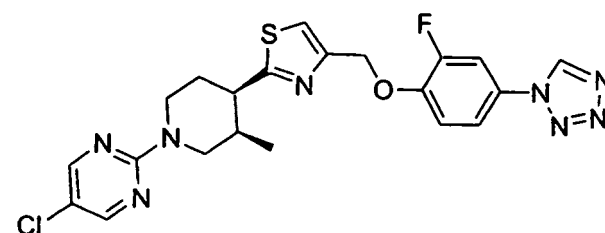
[0789] $^1\text{H NMR (CDCl}_3\text{): } \delta$ 8.93 (1H, s), 8.17 (2H), 7.52-7.25 (4H, m), 5.32 (2H), 4.84-4.46 (2H, m), 3.47-3.22 (2H, m), 2.91 (1H, m), 2.62-2.43 (1H, m), 2.42 (2H, m), 2.07 (2H, m), 1.18 (3H, m), 0.90-0.79 (3H, m).

35 Example 201

5-Chloro-2-{4-[4-(2-fluoro-4-tetrazol-1-yl-phenoxy)methyl]-thiazol-2-yl]-3-methyl-piperidin-1-yl}-pyrimidine

[0790]

40



45

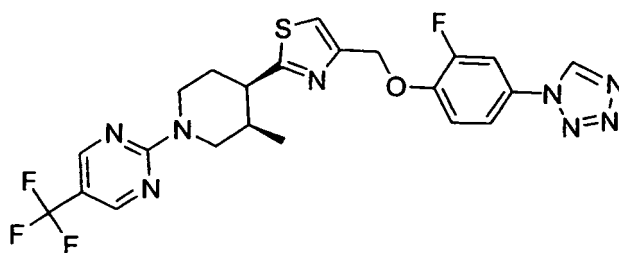
50 [0791] $^1\text{H NMR (CDCl}_3\text{): } \delta$ 8.93 (1H, s), 8.19 (2H), 7.52-7.25 (4H, m), 5.29 (2H), 4.82-4.51 (2H, m), 3.46-3.21 (2H, m), 2.95 (1H, m), 2.64-2.42 (1H, m), 2.02 (2H, m), 0.90-0.78 (3H, m).

Example 202

55 2-{4-[4-(2-Fluoro-4-tetrazol-1-yl-phenoxy)methyl]-thiazol-2-yl]-3-methyl-piperidin-1-yl}-5-trifluoromethyl-pyrimidine

[0792]

5



10

[0793] $^1\text{H NMR}$ (CDCl_3): δ 8.94 (1H, s), 8.47 (2H), 7.53-7.27 (4H, m), 5.34 (2H), 5.02-4.62 (2H, m), 3.52-2.97 (3H, m), 2.73-2.47 (1H, m), 2.17-2.01 (2H, m), 0.94-0.78 (3H, m).

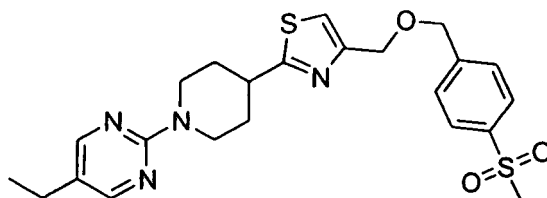
Example 203

15

5-Ethyl-2-{4-[4-(4-methanesulfonyl-benzyloxymethyl)-thiazol-2-yl]-piperidin-1-yl}-pyrimidine

[0794]

20



25

[0795] $^1\text{H NMR}$ (CDCl_3): δ 8.17 (2H, s), 7.92 (2H, d, $J = 8.8$ Hz), 7.58 (2H, d, $J = 8.8$ Hz), 7.13 (1H, s), 4.83 (2H, m), 4.71 (2H, s), 4.66 (2H, s), 3.27 (1H, m), 3.03 (3H, s), 2.98 (2H, m), 2.46 (2H, m), 2.19 (2H, m), 1.76 (2H, m), 1.19 (3H, m).

30

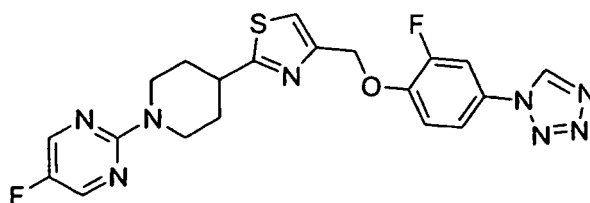
Example 204

5-Fluoro-2-{4-[4-(2-fluoro-4-tetrazol-1-yl-phenoxy)methyl]-thiazol-2-yl]-piperidin-1-yl}-pyrimidine

35

[0796]

40



45

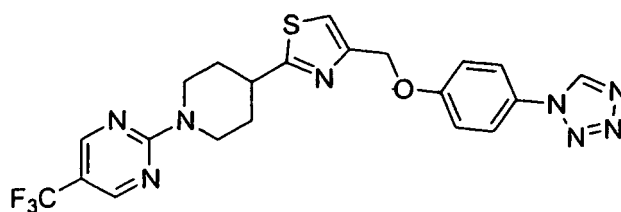
[0797] $^1\text{H NMR}$ (CDCl_3): δ 8.91 (1H, s), 8.21 (2H, s), 7.52 (1H, m), 7.41 (1H, m), 7.27 (1H, m), 7.25 (1H, s), 5.31 (2H, s), 4.76 (2H, m), 3.28 (1H, m), 3.06 (2H, m), 2.20 (2H, m), 1.81 (2H, m).

Example 205

50

[0798]

55



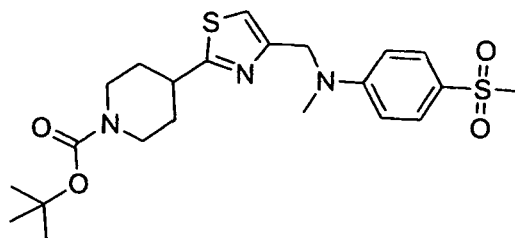
EP 2 111 107 B1

[0799] $^1\text{H NMR}$ (CDCl_3): δ 8.91 (1H, s), 8.49 (2H, s), 7.61 (2H, d), 7.27 (1H, s), 7.17 (2H, d), 5.24 (2H, s), 4.96 (2H, m), 3.38 (1H, m), 3.14 (2H, m), 2.26 (2H, m), 1.82(2H, m).

Example 206

4-(4-[[4-(4-Methanesulfonyl-phenyl)-methyl-amino]-methyl]-thiazol-2-yl)-piperidine-1-carboxylic acid tert-butyl ester

[0800]

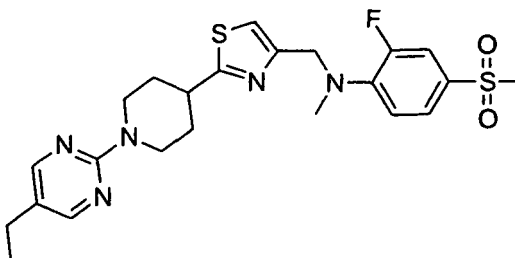


[0801] 4-(4-[[4-(4-Methanesulfonyl-phenylamino)-methyl]-thiazol-2-yl]-piperidine-1-carboxylic acid tert-butyl ester (**Example 138**) (0.10mmol) was dissolved in DMF (2mL) and NaH (2eq.) was added in a single portion at room temperature. The reaction was stirred for 30 minutes and methyl iodide (10eq.) was added. After stirring for 3 hours, the reaction was quenched with water and extracted with EtOAc. The organic layer was washed with brine, dried over sodium sulfate, filtered and concentrated *in vacuo*. Purification of the residue by silica gel chromatography (Hexanes/EtOAc 1:1) provided the expected product. $^1\text{H NMR}$ (CDCl_3): δ 7.73 (2H, m), 6.78 (2H, m), 6.76 (1H, s), 4.70 (2H, s), 4.20 (2H, br), 3.19 (3H, s), 3.12 (1H, m), 3.01 (3H, s), 2.87 (2H, m), 2.07 (2H, m), 1.80 (2H, m), 1.47 (9H, s).

Example 207

{2-[1-(5-Ethyl-pyrimidin-2-yl)-piperidin-4-yl]-thiazol-4-ylmethyl}-(2-fluoro-4-methanesulfonyl-phenyl)-methyl-amine

[0802]



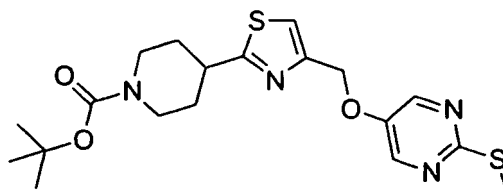
[0803] Example 207 was synthesized in a manner analogous to **Example 206** utilizing {2-[1-(5-Ethyl-pyrimidin-2-yl)-piperidin-4-yl]-thiazol-4-ylmethyl}-(2-fluoro-4-methanesulfonyl-phenyl)-amine (**Example 141**) as the starting material. $^1\text{H NMR}$ (CDCl_3): δ 8.19 (2H, s), 7.47-7.57 (2H, m), 6.94 (1H, s), 6.91 (1H, m), 4.80 (2H, m), 4.62 (2H, s), 3.24 (1H, m), 3.09 (3H, s), 3.03 (3H, s), 3.00 (2H, m), 2.47 (2H, m), 2.17 (2H, m), 1.74 (2H, m), 1.19 (3H, t).

Example 208

4-[4-(2-Methylsulfonyl-pyrimidin-5-yloxymethyl)-thiazol-2-yl]-piperidine-1-carboxylic acid tert-butyl ester

[0804]

5



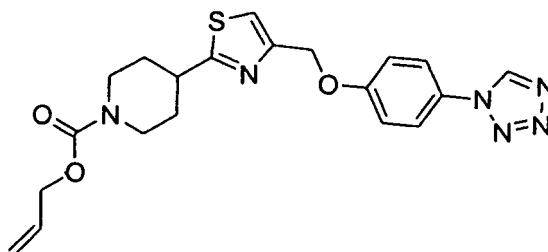
10 **[0805] Example 208** was prepared from 4-(4-Chloromethyl-thiazol-2-yl)-piperidine-1-carboxylic acid tert-butyl ester (**Intermediate 1**) and 2-Methylsulfanyl-pyrimidin-5-ol in a manner similar to that described in **Example 1**. $^1\text{H NMR}$ (CDCl_3): δ 8.35 (2H, s), 7.23 (1H, s), 5.19 (2H, s), 4.22 (2H, m), 3.16 (1H, m), 2.87 (2H, m), 2.55 (3H, s), 2.10 (2H, m), 1.71 (2H, m), 1.46 (9H, s).

15 Example 209

4-[4-(4-Tetrazol-1-yl-phenoxy)methyl]-thiazol-2-yl]-piperidine-1-carboxylic acid allyl ester

20 [0806]

20



25

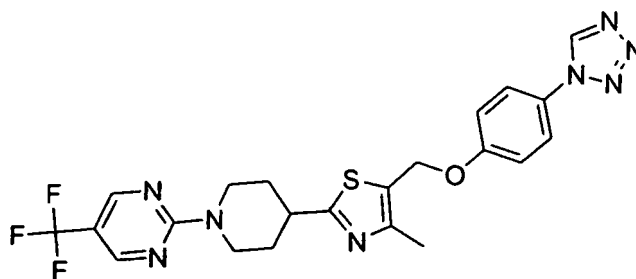
30 **[0807] Example 209** was prepared from 4-[4-(4-Tetrazol-1-yl-phenoxy)methyl]-thiazol-2-yl]-piperidine (**Intermediate 4**) and allyl chloroformate in a manner similar to that described in **Example 22**. $^1\text{H NMR}$ (CDCl_3): δ 8.96 (1H, s), 7.63 (2H, m), 7.20 (1H, s), 7.18 (2H, m), 5.96 (1H, m), 5.31 (1H, m), 5.22 (3H, m), 4.61 (2H, m), 4.29 (2H, m), 3.21 (1H, m), 2.97 (2H, m), 2.15 (2H, m), 1.78 (2H, m).

35 Example 210

2-{4-[4-Methyl-5-(4-tetrazol-1-yl-phenoxy)methyl]-thiazol-2-yl]-piperidin-1-yl}-5-trifluoromethyl-pyrimidine

40 [0808]

40



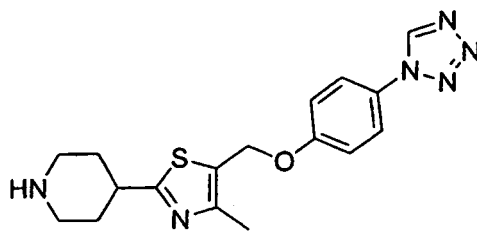
45

50

Step 1: 4-[4-Methyl-5-(4-tetrazol-1-yl-phenoxy)methyl]-thiazol-2-yl]-piperidine

55 [0809]

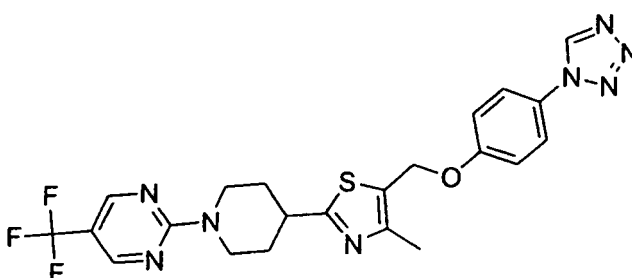
55



[0810] A solution of 4-[4-Methyl-5-(4-tetrazol-1-yl-phenoxy)methyl]-thiazol-2-yl]-piperidine-1-carboxylic acid tert-butyl ester (**Example 93**) (500 mg, 1.10 mmol) in dichloromethane (5 mL) was treated with 1.5 mL of 4N HCl in dioxane. The resulting solution was stirred at room temperature for 5 hours and all the solvent were removed in *vacuo* to afford the desired product as an HCl salt.

Step 2: 2-{4-[4-Methyl-5-(4-tetrazol-1-yl-phenoxy)methyl]-thiazol-2-yl]-piperidin-1-yl}-5-trifluoromethyl-pyrimidine

[0811]



[0812] This compound was prepared from 4-[4-Methyl-5-(4-tetrazol-1-yl-phenoxy)methyl]-thiazol-2-yl]-piperidine hydrochloride in a similar manner as described in **Example 47**. $^1\text{H NMR}$ (CDCl_3): δ 8.94 (1H, s), 8.49 (2H, s), 7.64 (2H, m), 7.14 (2H, m), 5.20 (2H, s), 4.95 (2H, m), 3.27 (1H, m), 3.13 (2H, m), 2.46 (3H, s), 2.21 (2H, m), 1.77 (2H, m).

Biological Example 1

Stimulation of cAMP

[0813] The compounds of the present invention were evaluated in an assay demonstrating agonism of IC-GPCR2. This assay was developed using a stable cell line expressing IC-GPCR-2, generated as follows. IC-GPCR2 (Seq. ID No. 1) was cloned into Gateway pDEST 40vector (Invitrogen), using the Gateway cloning system (Invitrogen) according to the manufacturer's instructions. A stable cell line was generated by transfecting a 10cm plate of CHO cells (source) with 8ug of this construct using Transit-CHO transfection kit (Mirus). CHO cells were plated the day prior to transfection at a density of 3,000,000 cells/plate. Clones were selected using the antibiotic G418 at 500ug/ml. 23 clones were picked and assayed for the expression of the receptor by measuring changes in intracellular cAMP levels in response to an IC-GPCR2 agonist.

[0814] To measure cAMP activity in response to IC-GPCR2 agonist, the clones were plated in 96 well plates at 17500 cells per well. On the day after plating, cells were incubated with the IC-GPCR2 agonist at 10uM for 30 minutes in Ham's F12 Media (Gibco) with 0.04% DMSO. cAMP was measured using the cAMP dynamic kit from Cis Bio (Bedford, MA) according to the manufacturer's instructions. Briefly, cells were lysed, and cAMP levels determined by competitive immunoassay using D2 labeled cAMP, and europium cryptate tagged anti cAMP antibody. When in close proximity, the D2 and europium cryptate undergo fluorescence resonance energy transfer (FRET), which is measured as a fluorescence ratio (665 nm/620 nm). Unlabelled cAMP in the cell lysate competed with the D2 labeled cAMP for the europium cryptate labeled antibody. The resulting decrease in FRET signal corresponded to intracellular cAMP levels. Fluorescence was read on a BMG Labtech PHERAstar, software version 1.50.

[0815] The clone with the greatest response to IC-GPCR2 agonist was selected for the screening assay.

Determination of activity of compounds

[0816] Compounds were dissolved in 100% DMSO to a concentration of 10uM to provide stock solutions. To determine

EP 2 111 107 B1

activity against IC-GPCR2, compounds were incubated with IC-GPCR2 stably expressing cells (described above), at 6-8 concentrations ranging from 0.00003 to 10 micromolar, in 96 well plates, in 50ul of Hams F12 media for 30 minutes. Cells were plated at 17500 cells per well 1 day before running the assay. All compounds were also screened against the parental CHO cells. cAMP was measured using the cAMP dynamic kit from Cis Bio (Bedford, MA), according to the manufacturer's instructions. Briefly, cells were lysed and cAMP levels determined by competitive immunoassay using D2 labeled cAMP, and europium cryptate tagged anti cAMP antibody. When in close proximity, the D2 and europium cryptate undergo fluorescence resonance energy transfer (FRET), which is measured as a fluorescence ratio (665 nm/620 nm). Unlabelled cAMP in the cell lysate competed with the D2 labeled cAMP for the europium cryptate labeled antibody. The resulting decrease in FRET signal corresponded to intracellular cAMP levels.

[0817] Activities of compounds disclosed in Table 1 and Table 2 below are expressed as the % change in FRET signal from DMSO control. "*" no activity observed when tested at 10 micromolar but no higher concentrations were tested. NT indicates the compound was not tested at the indicated concentration.

Table 1

Example #	Activity at 10uM
1	69
2	50
3	63
4	NT
5	60
6	68
7	64
8	56
9	54
10	NT
11	34
12	70
13	94
14	84
15	55
16	56
17	69
18	72
19	76
20	27
21	23
22	62
23	37
24	58
25	23
26	58
27	63
28	62
29	51

EP 2 111 107 B1

(continued)

	Example #	Activity at 10uM
5	30	73
	31	88
	32	88
	33	77
10	34	70
	35	64
	36	95
	37	80
15	38	39
	39	9
	40	21
20	41	75
	42	67
	43	47
	44	53
25	45	84
	46	30
	47	51
30	48	NT
	49	NT
	50	NT
	51	57
35	52	67
	53	NT
	54	58
40	55	66
	56	NT
	57	7
	58	NT
45	59	70
	60	60
	61	NT
50	62	NT
	63	NT
	64	NT
55	65	NT
	66	57
	67	NT

EP 2 111 107 B1

(continued)

5

10

15

20

25

30

35

40

Example #	Activity at 10uM
68	53
69	74
70	20
71	88
72	78
73	29
74	17
75	NT
76	74
77	NT
78	43
79	NT
80	NT
81	59
82	NT
83	27
84	59
85	NT
86	49
87	62
88	49
89	NT
90	64
91	28
92	14

Table 2

45

50

55

Example #	Activity at 10uM
93	NT
94	48
95	63
96	79
97	52
98	78
99	67
100	NT
101	44
102	49

EP 2 111 107 B1

(continued)

5

10

15

20

25

30

35

40

45

50

55

Example #	Activity at 10uM
103	79
104	76
105	52
106	71
107	53
108	NT
109	38
110	51
111	68
112	57
113	60
114	68
115	67
116	74
117	65
118	64
119	53
120	73
121	75
122	76
123	72
124	80
125	78
126	87
127	NT
128	57
129	43
130	53
131	24
132	70
133	61
134	68
135	66
136	*
137	35
138	64
139	NT
140	62

EP 2 111 107 B1

(continued)

5

10

15

20

25

30

35

40

45

50

55

Example #	Activity at 10uM
141	64
142	78
143	63
144	81
145	73
146	NT
147	56
148	74
149	NT
150	32
151	54
152	68
153	44
154	66
155	73
156	6
157	57
158	NT
159	78
160	77
161	79
162	79
163	NT
164	68
165	71
166	74
167	NT
168	NT
169	85
170	75
171	76
172	NT
173	75
174	NT
175	NT
176	43
177	NT
178	39

EP 2 111 107 B1

(continued)

Example #	Activity at 10uM
179	NT
180	59
181	NT
182	78
183	78
184	69
185	83
186	80
187	75
188	69
189	76
190	77
191	74
192	74
193	35
194	29
195	68
196	19
197	*
198	15
199	78
200	82
201	87
202	83
203	76
204	NT
205	75
206	NT
207	NT
208	NT
209	NT
210	NT

Biological Example 2

Insulin Secretion (Islet Perifusion)

[0818] To determine the effect of IC-GPCR2 agonists on insulin secretion from islets, islets from Sprague Dawley rats were isolated. 200-250g Sprague Dawley rats (Charles River laboratories) were maintained on regular chow (Purina 5001). Before the procedure, rats were anesthetized with intra peritoneal injection of pentobarbital at 200mg/kg. The bile duct was clamped where it enters the duodenum, then a catheter was placed in the bile duct between the liver and

EP 2 111 107 B1

the pancreas. The pancreas was infused through the catheter with a solution of 0.75mg/ml collagenase P (Roche) in HBSS buffer (Biowhitaker) supplemented with 0.1 % glucose and 0.02% BSA. The pancreas was then excised from the rat and placed in 5ml of the collagenase P solution in a 37°C waterbath for 8 minutes. After 8 minutes the digested pancreas was shaken vigorously by hand for 30 seconds. The resulting digest was washed four times in the HBSS buffer, then applied to a discontinuous ficoll gradient. To make the gradient, the digest was resuspended in 7.5ml of ficoll DL400 solution (Sigma) density 1.108, in a 15ml tube. Three 2ml layers of ficoll solution of decreasing density (1.096, 1.069, 1.037) were then added to the tube to create a density gradient. The gradient was centrifuged at 1500rpm for 15 minutes after which islets were picked from the top two layers. Islets were washed four times in HBSS buffer, then cultured in RPMI 1640 media (Gibco) supplemented with 1% fetal bovine serum. The following day, 25 size-matched islets were placed in a perfusion chamber and exposed to Krebs Ringer Buffer (KRB; 119mM NaCl, 4.7mM KCl, 25mM NaHCO₃, 2.5mM CaCl₂, 1.2 mM MgSO₄, 1.2mM KH₂PO₄) at a rate of 1ml/minute, using a Cellex Acu-sys S perfusion culture system. The islets were exposed to KRB containing glucose at 2mM for 30 minutes, followed with buffer containing 16mM glucose for 30 minutes, then returned to 2mM glucose for a further 30 minutes, in the presence of 1uM of the IC-GPCR2 agonist or vehicle (DMSO). Perfusate was collected at 1 minute intervals using a fraction collector, and assayed for insulin using an ELISA kit (Mercodia Ultrasensitive Rat Insulin ELISA Kit, ALPCO). Insulin secretion rate in response to glucose was plotted against time, and the AUC of the curve determined in order to quantify the insulin secretory response to 16mM glucose during the 30 minute perfusion. Statistical significance of differences in AUC between treated and untreated islets were determined by paired Student's t-test.

[0819] The table below shows the fold stimulation of insulin secretion induced by each of the tested IC-GPCR2 agonists at 16 mM glucose. The tested compounds were selected as examples from the exemplified compounds. These results demonstrate that the IC-GPCR2 agonists stimulate insulin secretion in response to glucose.

Compound	Fold stimulation of insulin secretion at 16 mM glucose	Significance (p value)
Agonist 1	1.66	0.01
Agonist 2	1.78	0.04

Biological Example 3

Oral Glucose Tolerance

[0820] 8-10 week old male C57/6J mice (Harlan) were maintained on regular chow diet (Purina 5001). The day of the experiment mice were fasted for 6 hours, then randomized into groups (n=8) to receive the tested IC-GPCR2 agonist at doses ranging from 3-30mg/kg or the vehicle (1% CMC, 2% TWEEN 80). Compounds were delivered orally via gavage at 10ml/kg. Blood glucose levels were measured by glucometer (Ascensia Elite XL, Bayer) at time 0, before administration of compound. Blood glucose was measured again after 30 minutes, and then the mice were dosed orally with 2g/kg glucose at 10ml/kg. Blood glucose measurements were taken 15, 30, 60, 90 and 120 minutes after glucose administration, by glucometer (Ascensia Elite XL, Bayer).

[0821] Glucose levels were plotted against time and the incremental area under the curve (AUC) of the glucose excursion was determined from T0 to T120 using GraphPad Prism 5.0. Outliers were determined at each time point of the OGTT and for the AUC values using Tukey's box plot outlier test. Animals with any outlying points were excluded from the analysis, and statistical significance of differences in AUC between compound treatment and vehicle was determined by non-parametric Kruskal-Wallis test with Dunn's post test. Differences with a p-value ≤ 0.05 were considered significant.

[0822] Tables 3 and 4 below show the mean percentage inhibition of the glucose excursion. At 30mg/kg and 3mg/kg. The values in Tables 3 and 4 that are marked with an asterisk (*) are significant. These results demonstrate that the IC-GPCR2 agonists can lower blood glucose in response to an oral glucose challenge.

Table 3

	% reduction in AUC at 30mg/kg
Agonist 2	47.6*
Agonist 3	None
Agonist 4	33.0*
Agonist 5	39.3

EP 2 111 107 B1

(continued)

	% reduction in AUC at 30mg/kg
Agonist 6	None
Agonist 8	32.6
Agonist 9	13.9
Agonist 10	57.8*
Agonist 11	49.5*
Agonist 12	23.7
Agonist 13	22.7
Agonist 14	44.7*
Agonist 15	18.5
Agonist 16	26.9

Table 4

	% reduction in AUC at 3mg/kg
Agonist 10	51.5*
Agonist 17	29.3
Agonist 18	23.7
Agonist 19	2.5
Agonist 20	29.4

Biological Example 4

Tissue Specific Expression

[0823] RNA was extracted from isolated rat and mouse islets, and used to prepare double stranded cDNA using standard techniques (see Sambrook et al., Molecular Cloning, A Laboratory Manual (3rd ed. 2001); Current Protocols in Molecular Biology (Ausubel et al., eds., 1994)). The cDNA was cloned into the pZL1 vector (Invitrogen) and the 3' ends of individual clones were sequenced in multiple rounds of sequencing reactions. Sequence data representing approximately 12,000 independent clones were used to construct oligonucleotide probes synthesized on a GENECHIP® (Affymetrix Inc., Santa Clara, CA), producing mouse and rat islet chips. RNA from five rat islet preparations (each preparation from a different mouse), and preparations from a panel of rat tissues, were hybridized to the rat chips. Expression data was analyzed with the Affymetrix MAS 4.0 algorithm to give relative gene expression values as average difference scores, and presence/absence calls. RNA from two preparations from a mouse beta cell line BHC-9, four mouse islet preparations (each preparation from a different mouse), and preparations from a panel of mouse tissues, were hybridized to the mouse chips. Expression data was analyzed with the Affymetrix MAS 5.0 algorithm to give relative gene expression values as signal, and presence/absence calls.

[0824] Figures 1 (rat) and 2 (mouse) show the tissue specific expression of the receptor for the novel agonists of the present invention, showing tissue specificity to pancreatic islet cells (including the beta cells therein).

Sequence ID No. 1

atggaatcatctttctcattggagtgatccttgctgtcctggcctccctcatcattgct
 actaacacactagtggtgtggctgtgctgctggtgatccacaagaatgatggtgtagt
 5 ctctgcttcacctgaatctggctgtggctgacacctgattggtgtggccatctctggc
 ctactcacagaccagctctccagcccttctcgccacacagaagaccctgtgcagcctg
 cggatggcattgtcacttctccgcagctgcctctgtcctcacggcatgctgatcacc
 10 tttgacaggtacctgcatcaagcagccctccgctactgaagatcatgagtggttc
 gtggccggggcctgcattgccgggctgtggttagtgtcttacctcattggcttctccca
 ctcggaatccccatgttccagcagactgcctacaaagggcagtgacgcttcttctgta
 15 tttcacctcacttctgctgacctctctgcgttggttcttccagccatgctcctc
 tttgtcttcttactgagacatgctcaagattgcctccatgcacagccagcagattcga
 20 aagatggaacatgcaggagccatggctggagggtatcgatccccacggactcccagcgac
 ttcaaagctctccgtactgtgtctgttctcattgggagcttctctatcctggaccccc
 ttccttactcactggcattgtgcaggtggcctgccaggagtgcacctctacctagtgtg
 25 gaacggtacctgtggctgctcggcgtgggcaactccctgctcaaccactcatctatgcc
 fattggcagaaggaggtgagctgagctctaccacatggccctaggagtgagaagggtg
 ctcacctcattctctcttctcttggccaggaattgtggcccagagaggccaggaa
 30 agttcctgtcacatcgtcactatctccagctcagagtttgatggctaa

Sequence ID No. 2

35 MESSFSFGVILAVLASLIATNTLVAVAVLLLIHKNDGVSLCFTLNLA VADTLIGVAISG
 LLTDQLSSPSRPTQKTLCSLRMAFVTSSAAASVLTVM LITFDRYLAIKQPF RYLKIMSGF
 40 VAGACIAGLWLVSYLIGFLPLGIPMFQQTAYKGQCSFFAVFHPHFVLT LSCVGFPPAMLL
 FVFFYCDMLKIASMHSQQIRKMEHAGAMAGGYRSPRTPSDFKALRTVSVLIGSFALSWTP
 FLITGIVQVACQECHLYLVLERYLWLLGVGNSLLNPLIYAYWQKEVRLQLYHMALGVKKV
 45 LTSFLLFLLARNCGPERPRESSCHIVTISSEFDG

Biological Example 5

50 Improvement of glucose levels, insulin levels, and weight in high-fat fed female ZDF rats

[0825] The ZDF rat is a leptin receptor deficient model of obesity, hyperphagia and insulin resistance. Animals develop diabetes due to pancreatic islet failure in the face of insulin resistance. The males develop diabetes spontaneously between 9 and 11 weeks of age, whereas the females remain non-diabetic unless placed on a high fat diet. This diet makes the animals more insulin resistant, and the increased demand for insulin is believed to precipitate islet failure. The female ZDF rats usually become diabetic within 2 weeks of being placed on a high fat diet (Corsetti et al; 2000).

[0826] Five week old female ZDF rats were obtained and were acclimatized for 9 days. The rats were then sorted into 8 study groups based on body weight, insulin levels and glucose levels. One group was maintained on regular chow,

and the other 7 were placed on a high-fat diet. Drug or vehicle treatment was initiated concurrently with the diet. Statistical significance of observed differences was assessed by two way ANOVA with Bonferroni post test. Analysis was performed with GraphPad Prism 5.0.

[0827] Agonist 2 was dosed orally by gavage in 1% carboxymethylcellulose, 2% Tween 80 (vehicle). Agonist 2 was administered at 10, 30, and 100 mg/kg. Blood samples were collected from the tail vein under non-fasting conditions on days 0, 7, 14, 21 and 35. Blood samples were collected after 16 h overnight fast on day 28. Glucose was measured using a glucometer (Ascensia Elite XL, Bayer); insulin was measured using the Mercodia Ultrasensitive Rat Insulin ELISA kit (ALPCO). Insulin, glucose and levels were compared to those of vehicle treated animals to determine efficacy, and statistical significance of differences determined by one way ANOVA.

Fed plasma glucose levels

[0828] Figure 3 shows the fed plasma glucose levels of the animals during the course of the study. High fat fed female ZDF rats showed a progressive increase in fed plasma glucose levels during the 35 days of the study. Animals on the chow diet showed only a slight increase in fed plasma glucose levels over the course of the study. Animals treated with Agonist 2 showed an increase in plasma glucose during the study, but when treated with with 30 and 100mg/kg of agonist 2, the treated animals had statistically significantly lower plasma glucose than controls at all time points tested. Animals treated with 10mg/kg agonist 2 showed lower plasma glucose levels than vehicle treated high fat fed control animals but did not reach a statistical significance of $p \leq 0.05$.

Fed plasma insulin levels

[0829] Figure 4 shows the fed plasma insulin levels during the course of the study. After 7 days of high-fat feeding, the vehicle treated group showed elevated fasting insulin levels compared to the chow fed group. Animals treated with 30 and 100mg/kg agonist 2 had significantly lower insulin levels than the vehicle group after 7 days. After 14 days on a high fat diet, the vehicle treated animals still had increased insulin levels compared to chow fed controls, but the levels were lower than at 7 days. Animals treated with agonist 2 at 10, 30 and 100mg/kg were not significantly different from vehicle treatment at 14 days. By day 21 of high-fat feeding, insulin levels in vehicle treated animals had dropped back to levels similar to those seen in chow fed controls, whereas insulin levels in animals treated with 30mg/kg and 100mg/kg agonist were significantly greater. By day 35 of high fat feeding, insulin levels in the vehicle group had fallen to levels lower than observed in the chow fed group, whereas the insulin levels in the groups treated with 30mg/kg and 100mg/kg agonist 2 were significantly greater than in untreated animals. Animals treated with 10mg/kg agonist 2 did not have insulin levels significantly different from vehicle treated animals at any time point measured in the study.

Effect of 28 days of treatment with agonist 2 on fasting plasma glucose and insulin levels in high fat fed female ZDF rats.

[0830] After 28 days of high-fat feeding, fasted plasma glucose and insulin levels were assessed. The data is provided in Figure 5. Vehicle treated animals on the high fat diet had significantly elevated fasting plasma glucose compared to chow fed controls. Animals treated with 30 and 100 mg/kg agonist 2 had fasting plasma glucose levels that were significantly lower than vehicle, and similar to chow fed controls. Vehicle treated animals on the high fat diet had similar fasting insulin levels to chow fed controls. Insulin levels in animals treated with agonist 2 at 30 and 100mg/kg were significantly elevated compared to the vehicle group. This reflects the effect of the high fat diet to increase insulin resistance in these animals. In the absence of drug treatment the islets are unable to continue to compensate for the insulin resistance, and insulin levels fall. Treatment with 30 and 100 mg/kg agonist 2 allows the islets to continue making the insulin required to maintain glucose control in the face of insulin resistance.

[0831] The changes in insulin levels seen in the vehicle group on the high-fat diet reflect the etiology of diabetes development in this model. The animals become more insulin resistant due to the high fat diet, and the islets are initially able to compensate for the increased insulin resistance by increasing the output of insulin. This is reflected in higher plasma insulin levels at day 7 and day 14 of the study. After day 14, insulin levels begin to decline as a result of the islet failure inherent to the the female ZDF rats. This decline in insulin levels coincides with an increase in plasma glucose as shown in Figure 3. Treatment with 30 and 100mg/kg agonist 2 attenuates the initial increase in insulin secretion and prevents the subsequent decline.

Biological Example 6**Improvement in triglyceride levels in female ZDF rats**

5 **[0832]** Female ZDF rats (Charles River laboratories) were obtained at 6 weeks of age and acclimatized for 1 week before being placed on a high fat diet (RD 13004, Research Diets). Rats were divided into control (n=10) and treatment groups (n=10). Compounds (agonist 2 and agonist 10) were administered to the rats by daily gavage in 1 % CMC, 2% TWEEN 80. Agonist 2 was administered at 30 and 100 mg/kg, agonist 10 at 30 mg/kg. Fed triglyceride levels were measured at day 28 and fed glucose levels were measured at day 32. Glucose was also measured after overnight fast on day 35. Glucose was measured using a glucometer (Ascensia Elite XL, Bayer); insulin was measured using the Mercodia Ultrasensitive Rat Insulin ELISA kit (ALPCO). Triglycerides were measured using a Serum Triglyceride Determination Kit (Sigma TR0100). Insulin, glucose and triglyceride levels were compared to those of vehicle treated animals to determine efficacy, and statistical significance of differences determined by one way ANOVA.

10 **[0833]** Table 5 below shows the percentage change in fed triglyceride levels at day 28, in fed glucose levels at day 32 and in fasted glucose levels at day 35 in drug treated vs. vehicle treated animals.

15 **[0834]** A significant reduction in fed triglyceride level was observed after 28 days of treatment with 100 mg/kg agonist 2 and with 30 mg/kg agonist 10 compared to vehicle treated animals. A significant reduction of fed plasma glucose was observed after 32 days of treatment with 100 mg/kg agonist 2 and with 30 mg/kg agonist 10 compared to vehicle treated animals. A significant reduction in fasted plasma glucose was observed after 35 days of treatment with 100 mg/kg agonist 2 and with 30 mg/kg agonist 10 compared to vehicle treated animals.

Table 5

Treatment	% Decrease from vehicle group		
	Fed plasma glucose	Fasted plasma glucose	Fed plasma TG
Agonist 2 30 mg/kg	22	30	19
Agonist 2 100 mg/kg	56*	52*	34*
Agonist 10 30 mg/kg	40*	52*	44*
* p ≤ 0.01, by one way ANOVA.			

Biological Example 7**Incretin measurement**

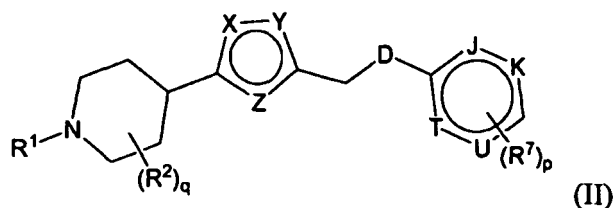
35 **[0835]** The effect of IC-GPCR2 agonists on the secretion of Glucagon-like peptide-1 (GLP-1) and GIP in C57/6J mice are determined as follows.

40 **[0836]** 8-10 week old male C57/6J mice (Harlan) are maintained on a regular chow diet (Purina 5001). On the day of the experiment mice are fasted for 6 hours then randomized into groups (n=8). All groups are treated with the DPPIV inhibitor sitagliptin at 100mg/kg to prevent degradation of active GLP-1. IC-GPCR-2 agonist compounds are dosed at concentrations ranging from 0.3-300mg/kg in 1% CMC, 2% TWEEN 80 at -30 minutes. Sitagliptin is administered in the same dosing solution. Oral glucose at 2g/kg is administered at 0 minutes. At 10 minutes after glucose administration, animals are anesthetized with pentobarbital (40mg/ml in 10% ethanol) and blood collected by heart puncture in microtainer tubes (BD) with potassium EDTA. For GLP-1 assay, the collection tubes also contain a DPP-IV inhibitor provided in the GLP-1 assay kit.

45 **[0837]** Insulin is measured using the Mercodia mouse Insulin ELISA Kit (ALPCO) according to the manufacturer's instructions. Bioactive GLP-1 is measured using Glucagon-like peptide-1 (active) ELISA assay kit (Linco) according to the manufacturer's instructions. GIP is measured using rat/mouse GIP total ELISA assay kit (Linco), according to the manufacturer's instructions.

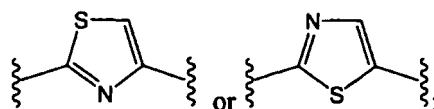
Claims

55 1. A compound of Formula II:



10 wherein,

D is selected from the group consisting of O, S, and NR⁸; the ring having X, Y, and Z is



20 J, K, T, and U are each independently selected from the group consisting of CH, and N; the subscript p is an integer of from 0 to 4;

the subscript q is an integer of from 0 to 4;

25 R¹ is a member selected from the group consisting of H, C₁₋₁₀alkyl, C₁₋₁₀substituted alkyl, C₃₋₇cycloalkyl, C₂₋₁₀alkenyl, C₂₋₁₀alkynyl, -X¹-COR^a, -X¹-CO₂R^a, -X¹-CONR^aR^b, SO₂R^a, a 4- to 7-membered heterocyclo group, aryl and a 5- to 10-membered heteroaryl group, wherein each of said cycloalkyl group, heterocyclo group, aryl group and heteroaryl group is optionally substituted with from 1 to 4 substituents independently selected from halo, C₁₋₁₀alkyl, C₁₋₁₀substituted alkyl, C₃₋₇cycloalkyl, C₂₋₁₀alkenyl, C₂₋₁₀alkynyl, aryl, heteroaryl, CN, -NR^aCOR^b, -NR^aCONR^aR^b, -NO₂, -OR^a, -NR^aR^b, -COR^a, -CO₂R^a, -CONR^aR^b, -S(O)_mR^a, -NR^aS(O)₂R^b, and -SO₂NR^aR^b, or optionally R^a and R^b are combined to form a 4-, 5- or 6-membered ring, and X¹ is selected from the group consisting of a bond, C₂₋₆alkene, C₂₋₆alkyne, -C(O)-, and -C(O)-(CH₂)₁₋₄-, wherein the aliphatic portions of X¹ are optionally substituted with one to three members selected from halogen, C₁₋₄alkyl, C₁₋₄substituted alkyl and C₁₋₄haloalkyl;

30 each R² is a member independently selected from the group consisting of halogen, C₁₋₅alkyl, C₁₋₅substituted alkyl, C₃₋₇cycloalkyl, -COR^a, -CO₂R^a, -CONR^aR^b, -OR^a, -NR^aR^b, -NR^aCOR^b, -SOR^aR^b, -SO₂R^a and -SO₂NR^aR^b, and wherein when the subscript q is 2 and R² is alkyl or substituted alkyl, the two R² members can optionally cyclize to form a ring;

35 each R⁷ is independently selected from the group consisting of halo, C₁₋₁₀alkyl, C₁₋₁₀substituted alkyl, C₃₋₇cycloalkyl, C₂₋₁₀alkenyl, C₂₋₁₀alkynyl, CN, NO₂, -OR^a, -NR^aR^b, -COR^a, -CO₂R^a, -CONR^aR^b, -NR^aCOR^b, -NR^aCO₂R^b, -NR^aCONR^aR^b, -S(O)_mR^a, -NR^aS(O)_mR^b, -SO₂NR^aR^b, a 4- to 7-membered heterocyclo group, aryl and a 5- to 10-membered heteroaryl group, wherein each of said heterocyclo groups, said aryl and heteroaryl groups are optionally substituted with from one to four substituents independently selected from halo, oxo, C₁₋₄alkyl, C₁₋₄haloalkyl, C₃₋₇cycloalkyl, CN, NO₂, -OR^a, -NR^aR^b, -COR^a, -CO₂R^a, -CONR^aR^b, -NR^aCOR^b, -NR^aCO₂R^b, -NR^aCONR^aR^b, -S(O)_mR^a, -NR^aSO₂R^b, and -SO₂NR^aR^b and wherein the subscript m is an integer of from 0 to 2, or optionally R^a and R^b are combined to form a 4-, 5- or 6-membered ring;

40 R⁸ is a member independently selected from the group consisting of hydrogen, C₁₋₄alkyl, and C₁₋₄haloalkyl;

45 and each R^a and R^b is independently selected from the group consisting of hydrogen, C₁₋₁₀alkyl, C₁₋₁₀haloalkyl, C₃₋₁₀cycloalkyl, heterocyclyl, C₂₋₁₀alkenyl, C₂₋₁₀alkynyl, aryl, 5- to 6-membered heteroaryl and arylC₁₋₄alkyl; and wherein the aliphatic portions of each of said R^a and R^b is optionally substituted with from one to three members selected from the group consisting of halo, -ORⁿ, -OCORⁿ, -OC(O)N(Rⁿ)₂, -SRⁿ, -S(O)Rⁿ, -S(O)₂Rⁿ, -S(O)₂N(Rⁿ)₂, -NRⁿS(O)₂Rⁿ, -C(O)N(Rⁿ)₂, -C(O)Rⁿ, -NRⁿC(O)Rⁿ, -NRⁿC(O)N(Rⁿ)₂, -CO₂Rⁿ, -NRⁿCO₂Rⁿ, -CN, -NO₂, -N(Rⁿ)₂ and -NRⁿS(O)₂N(Rⁿ)₂, wherein each Rⁿ is independently hydrogen or an unsubstituted C₁₋₆alkyl; and wherein the aryl and heteroaryl portions are optionally substituted with from one to three members selected from halogen, -OR^m, -OC(O)N(R^m)₂, -SR^m, -S(O)R^m, -S(O)₂R^m, -S(O)₂N(R^m)₂, -NR^mS(O)₂R^m, -C(O)N(R^m)₂, -C(O)R^m, -NR^mC(O)R^m, -NR^mC(O)N(R^m)₂, -CO₂R^m, -NR^mCO₂R^m, -CN, -NO₂, -N(R^m)₂ and -NR^mS(O)₂N(R^m)₂, wherein each R^m is independently hydrogen or an unsubstituted C₁₋₆alkyl;

50 and pharmaceutically acceptable salts and esters thereof;

55 wherein the molecular weight of said compound is less than 1200; and wherein

"esters thereof" refers to formate, acetate, propionate, butyrate, acrylate and ethylsuccinate derivatives of compounds of formula II.

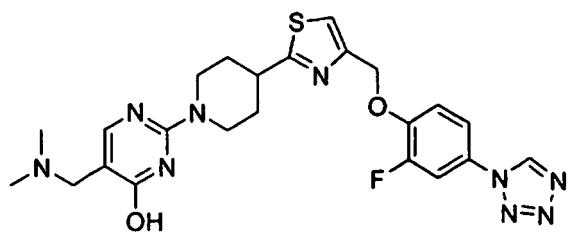
2. A compound of claim 1 wherein D is O.
3. A compound of claim 2 wherein J, T, K, and U are all CH.
- 5 4. A compound of claim 3 wherein each R⁷ is independently selected from the group consisting of fluoro, chloro, methyl, ethyl, -CF₃, -SO₂C₁₋₃alkyl, imidazolyl, triazolyl, and tetrazolyl and wherein the subscript p is integer of from 1 to 2.
5. A compound of claim 4, wherein each R⁷ is tetrazolyl.
- 10 6. A compound of any one of claims 1 to 5, wherein R¹ is selected from the group consisting of -X¹-COR^a, -X¹CO₂R^a, -X¹-CONR^aR^b, SO₂R^a, aryl, heteroaryl, substituted aryl and substituted heteroaryl.
7. A compound of claim 6, wherein R¹ is selected from the group consisting of pyridyl, substituted pyridyl, pyrimidinyl, substituted pyrimidinyl, pyrazinyl, substituted pyrazinyl, pyridazinyl, substituted pyridazinyl, phenyl, substituted phenyl, imidazolyl, triazolyl, substituted triazolyl, substituted imidazolyl, oxazolyl, substituted oxazolyl, thiazolyl, substituted thiazolyl, oxadiazolyl, substituted oxadiazolyl, tetrazolyl, and substituted tetrazolyl.
- 15 8. A compound of claim 6, wherein R¹ is a pyridine or pyrimidine, and is optionally substituted with from one to two substituents independently selected from halo, C₁₋₁₀alkyl, C₁₋₁₀haloalkyl, C₃₋₇ cycloalkyl, C₂₋₁₀alkenyl, C₂₋₁₀alkynyl, aryl, heteroaryl, CN, NO₂, -OR^a, -NR^aR^b, -CO₂R^a, -CONR^aR^b, -NR^aCOR^b, -NR^aCO₂R^b, -S(O)_mR^a, -NR^aS(O)₂R^b, and -SO₂NR^aR^b.
- 20 9. A compound of claim 1 wherein J, T, and U are all C; D is O; X is S, Y is C, Z is N; R¹ is selected from the group consisting of pyrimidinyl, substituted pyrimidinyl, pyridyl, and substituted pyridyl, each R⁷ is independently selected from the group consisting of fluoro and tetrazolyl.
- 25 10. A compound of claim 1 selected from the group consisting of
- 30 4-[4-(4-Methanesulfonyl-phenoxyethyl)-thiazol-2-yl]-piperidine-1-carboxylic acid *tert*-butyl ester;
 4-[4-(4-Imidazol-1-yl-phenoxyethyl)-thiazol-2-yl]-piperidine-1-carboxylic acid *tert*-butyl ester;
 4-[4-(4-Acetylamino-phenoxyethyl)-thiazol-2-yl]-piperidine-1-carboxylic acid *tert*-butyl ester;
 4-[4-(4-Methoxy-benzenesulfonyloxyethyl)-thiazol-2-yl]-piperidine-1-carboxylic acid *tert*-butyl ester;
 4-[4-(4-[1,2,4]Triazol-1-yl-phenoxyethyl)-thiazol-2-yl]-piperidine-1-carboxylic acid *tert*-butyl ester;
 4-[4-(4-(2-Oxo-pyrrolidin-1-yl)-phenoxyethyl)-thiazol-2-yl]-piperidine-1-carboxylic acid *tert*-butyl ester;
 35 4-[4-(4-Tetrazol-1-yl-phenoxyethyl)-thiazol-2-yl]-piperidine-1-carboxylic acid *tert*-butyl ester;
 4-[4-(4-Methanesulfonyl-phenylsulfanylmethyl)-thiazol-2-yl]-piperidine-1-carboxylic acid *tert*-butyl ester;
 4-[2-[1-(5-Ethyl-pyrimidin-2-yl)-piperidin-4-yl]-thiazol-4-ylmethoxy]-benzenesulfonamide;
 2-[4-[4-(2,6-Dichloro-4-methanesulfonyl-phenoxyethyl)-thiazol-2-yl]-piperidin-1-yl]-5-ethyl-pyrimidine;
 5-Ethyl-2-[4-[4-(3-tetrazol-1-yl-phenoxyethyl)-thiazol-2-yl]-piperidin-1-yl]-pyrimidine;
 40 5-Ethyl-2-[4-[4-(5-methyl-tetrazol-1-yl)-phenoxyethyl]-thiazol-2-yl]-piperidin-1-yl]-pyrimidine;
 5-Ethyl-2-[4-[4-(3-methyl-4-methylsulfanyl-phenoxyethyl)-thiazol-2-yl]-piperidin-1-yl]-pyrimidine;
 5-Ethyl-2-[4-[4-(4-methanesulfonyl-3-methyl-phenoxyethyl)-thiazol-2-yl]-piperidin-1-yl]-pyrimidine;
 6-[2-[1-(5-Ethyl-pyrimidin-2-yl)-piperidin-4-yl]-thiazol-4-ylmethoxy]-benzo[1,3]oxathiol-2-one;
 5-Ethyl-2-[4-[4-(4-trifluoromethylsulfanyl-phenoxyethyl)-thiazol-2-yl]-piperidin-1-yl]-pyrimidine;
 45 4-[4-(3-Fluoro-4-tetrazol-1-yl-phenoxyethyl)-thiazol-2-yl]-piperidine-1-carboxylic acid *tert*-butyl ester;
 4-[4-(2-Fluoro-4-methanesulfonyl-phenoxyethyl)-thiazol-2-yl]-piperidine-1-carboxylic acid *tert*-butyl ester;
 4-[4-(2-Fluoro-4-tetrazol-1-yl-phenoxyethyl)-thiazol-2-yl]-piperidine-1-carboxylic acid *tert*-butyl ester;
 5-Ethyl-2-[4-[4-(4-trifluoromethanesulfinyl-phenoxyethyl)-thiazol-2-yl]-piperidin-1-yl]-pyrimidine;
 4-[4-(4-Methanesulfonyl-benzenesulfonylmethyl)-thiazol-2-yl]-piperidine-1-carboxylic acid *tert*-butyl ester;
 50 4-[4-(4-Methanesulfonyl-phenoxyethyl)-thiazol-2-yl]-piperidine-1-carboxylic acid isopropyl ester;
 4-[4-(4-Methanesulfonyl-phenoxyethyl)-thiazol-2-yl]-piperidine-1-carboxylic acid benzyl ester;
 4-[4-(4-Methanesulfonyl-phenoxyethyl)-thiazol-2-yl]-piperidine-1-carboxylic acid isobutyl ester;
 4-[4-(4-Methanesulfonyl-phenoxyethyl)-thiazol-2-yl]-piperidine-1-carboxylic acid adamantan-1-yl ester;
 4-[4-(4-Methanesulfonyl-phenoxyethyl)-thiazol-2-yl]-piperidine-1-carboxylic acid methyl ester;
 55 4-[4-(4-Methanesulfonyl-phenoxyethyl)-thiazol-2-yl]-piperidine-1-carboxylic acid 4-fluoro-phenyl ester;
 4-[4-(4-Methanesulfonyl-phenoxyethyl)-thiazol-2-yl]-piperidine-1-carboxylic acid 4-methoxy-phenyl ester;
 4-[4-(4-Methanesulfonyl-phenoxyethyl)-thiazol-2-yl]-piperidine-1-carboxylic acid naphthalen-1-yl ester;
 4-[4-(4-Tetrazol-1-yl-phenoxyethyl)-thiazol-2-yl]-piperidine-1-carboxylic acid isobutyl ester;

4-[4-(4-Tetrazol-1-yl-phenoxy)methyl]-thiazol-2-yl]-piperidine-1-carboxylic acid pentyl ester;
 4-[4-(4-Tetrazol-1-yl-phenoxy)methyl]-thiazol-2-yl]-piperidine-1-carboxylic acid 2-fluoroethyl ester;
 4-[4-(4-Tetrazol-1-yl-phenoxy)methyl]-thiazol-2-yl]-piperidine-1-carboxylic acid butyl ester;
 4-[4-(4-Tetrazol-1-yl-phenoxy)methyl]-thiazol-2-yl]-piperidine-1-carboxylic acid 2,2-dimethyl-propyl ester;
 5 4-[4-(4-Tetrazol-1-yl-phenoxy)methyl]-thiazol-2-yl]-piperidine-1-carboxylic acid hexyl ester;
 4-[4-(4-Tetrazol-1-yl-phenoxy)methyl]-thiazol-2-yl]-piperidine-1-carboxylic acid 2-ethylhexyl ester;
 4-[4-(4-Tetrazol-1-yl-phenoxy)methyl]-thiazol-2-yl]-piperidine-1-carboxylic acid 2-benzyloxy-ethyl ester;
 4-[4-(4-Tetrazol-1-yl-phenoxy)methyl]-thiazol-2-yl]-piperidine-1-carboxylic acid 2-isopropyl-5-methyl-cyclohexyl
 ester;
 10 Adamantan-1-yl-[4-[4-(4-methanesulfonyl-phenoxy)methyl]-thiazol-2-yl]-piperidin-1-yl]-methanone;
 {4-[4-(4-Methanesulfonyl-phenoxy)methyl]-thiazol-2-yl]-piperidin-1-yl}-pyridin-3-yl-methanone;
 3,3-Dimethyl-1-[4-[4-(4-tetrazol-1-yl-phenoxy)methyl]-thiazol-2-yl]-piperidin-1-yl]-butan-1-one;
 Oxo-[4-[4-(4-tetrazol-1-yl-phenoxy)methyl]-thiazol-2-yl]-piperidin-1-yl]-acetic acid methyl ester;
 3-Oxo-3-[4-[4-(4-tetrazol-1-yl-phenoxy)methyl]-thiazol-2-yl]-piperidin-1-yl]-propionic acid ethyl ester;
 15 (4-Methyl-piperazin-1-yl)-{4-[4-(4-tetrazol-1-yl-phenoxy)methyl]-thiazol-2-yl]-piperidin-1-yl}-methanone;
 4-[4-(4-Tetrazol-1-yl-phenoxy)methyl]-thiazol-2-yl]-piperidine-1-carboxylic acid diethylamide;
 4-[4-(4-Tetrazol-1-yl-phenoxy)methyl]-thiazol-2-yl]-piperidine-1-carboxylic acid ethylamide;
 2-[4-[4-(4-Methanesulfonyl-phenoxy)methyl]-thiazol-2-yl]-piperidin-1-yl]-pyrimidine;
 2-[4-[4-(4-Methanesulfonyl-phenoxy)methyl]-thiazol-2-yl]-piperidin-1-yl]-4-methoxy-pyrimidine;
 20 2-[4-[4-(4-Methanesulfonyl-phenoxy)methyl]-thiazol-2-yl]-piperidin-1-yl]-4-trifluoromethyl-pyrimidine;
 2-[4-[4-(4-Methanesulfonyl-phenoxy)methyl]-thiazol-2-yl]-piperidin-1-yl]-4,6-dimethyl-Pyrimidine;
 5-Ethyl-2-[4-[4-(4-methanesulfonyl-phenoxy)methyl]-thiazol-2-yl]-piperidin-1-yl]-pyrimidine;
 5-Ethyl-2-[4-[4-(4-tetrazol-1-yl-phenoxy)methyl]-thiazol-2-yl]-piperidin-1-yl]-pyrimidine;
 5-Fluoro-2-[4-[4-(6-tetrazol-1-yl-pyridin-3-yloxy)methyl]-thiazol-2-yl]-piperidin-1-yl]-pyrimidine;
 25 5-Bromo-2-[4-[4-(4-tetrazol-1-yl-phenoxy)methyl]-thiazol-2-yl]-piperidin-1-yl]-pyrimidine;
 5-Fluoro-2-[4-[4-(4-tetrazol-1-yl-phenoxy)methyl]-thiazol-2-yl]-piperidin-1-yl]-pyrimidine;
 4,5-Dichloro-2-[4-[4-(4-tetrazol-1-yl-phenoxy)methyl]-thiazol-2-yl]-piperidin-1-yl]-pyrimidine;
 4-Chloro-5-methyl-2-[4-[4-(4-tetrazol-1-yl-phenoxy)methyl]-thiazol-2-yl]-piperidin-1-yl]-pyrimidine;
 2-Chloro-5-methyl-4-[4-[4-(4-tetrazol-1-yl-phenoxy)methyl]-thiazol-2-yl]-piperidin-1-yl]-pyrimidine;
 30 5-(4-Chloro-phenyl)-2-[4-[4-(4-tetrazol-1-yl-phenoxy)methyl]-thiazol-2-yl]-piperidin-1-yl]-pyrimidine;
 5-Chloro-2-[4-[4-(4-tetrazol-1-yl-phenoxy)methyl]-thiazol-2-yl]-piperidin-1-yl]-pyrimidine;
 5-Heptyl-2-[4-[4-(4-methanesulfonyl-phenoxy)methyl]-thiazol-2-yl]-piperidin-1-yl]-pyrimidine;
 2-[4-[4-(4-Methanesulfonyl-phenoxy)methyl]-thiazol-2-yl]-piperidin-1-yl]-5-pentyl-pyrimidine;
 5-Heptyl-2-[4-[4-(4-tetrazol-1-yl-phenoxy)methyl]-thiazol-2-yl]-piperidin-1-yl]-pyrimidine;
 35 5-Pentyl-2-[4-[4-(4-tetrazol-1-yl-phenoxy)methyl]-thiazol-2-yl]-piperidin-1-yl]-pyrimidine;
 5-Methyl-2-[4-[4-(4-tetrazol-1-yl-phenoxy)methyl]-thiazol-2-yl]-piperidin-1-yl]-pyrimidine;
 5-(4-Methoxy-phenyl)-2-[4-[4-(4-tetrazol-1-yl-phenoxy)methyl]-thiazol-2-yl]-piperidin-1-yl]-pyrimidine;
 5-Propyl-2-[4-[4-(4-tetrazol-1-yl-phenoxy)methyl]-thiazol-2-yl]-piperidin-1-yl]-pyrimidine;
 5-Methoxy-2-[4-[4-(4-tetrazol-1-yl-phenoxy)methyl]-thiazol-2-yl]-piperidin-1-yl]-pyrimidine;
 40 5'-Methyl-4-[4-(4-tetrazol-1-yl-phenoxy)methyl]-thiazol-2-yl]-3,4,5,6-tetrahydro-2H-[1,2']bipyridinyl;
 4-[4-(4-Tetrazol-1-yl-phenoxy)methyl]-thiazol-2-yl]-5',6"-bis-trifluoromethyl-3,4,5,6-tetrahydro-2H-[1,2';6',2"]
 terpyridine;
 4-[4-(4-Tetrazol-1-yl-phenoxy)methyl]-thiazol-2-yl]-5'-trifluoromethyl-3,4,5,6-terahydro-2H-[1,2']bipyridinyl;
 4-[4-(4-Tetrazol-1-yl-phenoxy)methyl]-thiazol-2-yl]-3,4,5,6-tetrahydro-2H-[1,2']bipyridinyl-5'-carbaldehyde;
 45 1-(3-Isopropyl-[1,2,4]oxadiazol-5-yl)-4-[4-(4-methanesulfonyl-phenoxy)methyl]-thiazol-2-yl]-piperidine;
 2-[4-[4-(4-Methanesulfonyl-phenoxy)methyl]-thiazol-2-yl]-piperidin-1-yl]-benzooxazole;
 4-[4-(4-Methanesulfonyl-phenoxy)methyl]-thiazol-2-yl]-5'-trifluoromethyl-3,4,5,6-tetrahydro-2H-[1,2']bipyridinyl;
 5-Ethyl-2-[4-[4-(2-fluoro-4-methanesulfonyl-phenoxy)methyl]-thiazol-2-yl]-piperidin-1-yl]-pyrimidine;
 5-Ethyl-2-[4-[4-(2-fluoro-4-tetrazol-1-yl-phenoxy)methyl]-thiazol-2-yl]-piperidin-1-yl]-pyrimidine;
 50 4-[4-(4-Methanesulfonyl-phenoxy)methyl]-thiazol-2-yl]-4-methyl-piperidine-1-carboxylic acid *tert*-butyl ester;
 4-[4-(4-Methanesulfonyl-phenoxy)methyl]-5-methyl-thiazol-2-yl]-piperidine-1-carboxylic acid *tert*-butyl ester;
 4-[4-[1-(4-Methanesulfonyl-phenoxy)-ethyl]-5-methyl-thiazol-2-yl]-piperidine-1-carboxylic acid *tert*-butyl ester;
 4-Hydroxy-4-[4-(4-methylsulfanyl-phenoxy)methyl]-thiazol-2-yl]-piperidine-1-carboxylic acid *tert*-butyl ester;
 4-Hydroxy-4-[4-(4-methanesulfonyl-phenoxy)methyl]-thiazol-2-yl]-piperidine-1-carboxylic acid *tert*-butyl ester;
 55 4-Fluoro-4-[4-(4-methanesulfonyl-phenoxy)methyl]-thiazol-2-yl]-piperidine-1-carboxylic acid *tert*-butyl ester;
 5-Ethyl-2-[4-fluoro-4-[4-(4-methanesulfonyl-phenoxy)methyl]-thiazol-2-yl]-piperidin-1-yl]-pyrimidine;
 4-fluoro-4-[5-(4-methanesulfonyl-phenoxy)methyl]-thiazol-2-yl]-piperidine-1-carboxylic acid *tert*-butyl ester;
 5-ethyl-2-[4-fluoro-4-[5-(4-methanesulfonyl-phenoxy)methyl]-thiazol-2-yl]-piperidin-1-yl]-pyrimidine;

4-[4-[(6-Fluoro-pyridin-3-ylamino)-methyl]-thiazol-2-yl]-piperidine-1-carboxylic acid tert-butyl ester;
 1-(3-Isopropyl-[1,2,4]oxadiazol-5-yl)-4-[4-(4-tetrazol-1-yl-phenoxy-methyl)-thiazol-2-yl]-piperidine;
 1-(3-Ethyl-[1,2,4]oxadiazol-5-yl)-4-[4-(4-tetrazol-1-yl-phenoxy-methyl)-thiazol-2-yl]-piperidine;
 1-(3-Cyclopropyl-[1,2,4]oxadiazol-5-yl)-4-[4-(4-tetrazol-1-yl-phenoxy-methyl)-thiazol-2-yl]-piperidine;
 5 4-[4-(4-Tetrazol-1-yl-phenoxy-methyl)-thiazol-2-yl]-1-(3-trifluoromethyl-[1,2,4]oxadiazol-5-yl)-piperidine;
 4-[4-(4-Tetrazol-1-yl-phenoxy-methyl)-thiazol-2-yl]-piperidine-1-carboxylic acid amide;
 4-[4-(4-Tetrazol-1-yl-phenoxy-methyl)-thiazol-2-yl]-piperidine-1-carboxamide;
 3-[4-(4-tetrazol-1-yl-phenoxy-methyl)-thiazol-2-yl]-azetidine-1-carboxylic acid tert-butyl ester;
 3-[4-(4-Tetrazol-1-yl-phenoxy-methyl)-thiazol-2-yl]-pyrrolidine-1-carboxylic acid tert-butyl ester;
 10 5-Ethyl-2-[3-[4-(4-tetrazol-1-yl-phenoxy-methyl)-thiazol-2-yl]-pyrrolidin-1-yl]-pyrimidine;
 3-[4-(4-Tetrazol-1-yl-phenoxy-methyl)-thiazol-2-yl]-piperidine-1-carboxylic acid tert-butyl ester;
 5-Ethyl-2-[3-[4-(4-tetrazol-1-yl-phenoxy-methyl)-thiazol-2-yl]-piperidin-1-yl]-pyrimidine;
 4-[4-(4-Methanesulfonyl-benzyloxymethyl)-thiazol-2-yl]-piperidine-1-carboxylic acid tert-butyl ester;
 2-[4-[4-(4-Tetrazol-1-yl-phenoxy-methyl)-thiazol-2-yl]-piperidin-1-yl]-pyrimidin-5-ylamine;
 15 N-(2-[4-[4-(4-Tetrazol-1-yl-phenoxy-methyl)-thiazol-2-yl]-piperidin-1-yl]-pyrimidin-5-yl)-acetamide;
 4-[4-(4-Tetrazol-1-yl-phenylcarbamoyl)-thiazol-2-yl]-piperidine-1-carboxylic acid tert-butyl ester;
 4-[4-(4-Trifluoromethanesulfonyl-phenoxy-methyl)-thiazol-2-yl]-piperidine-1-carboxylic acid tert-butyl ester;
 4-[4-(4-Trifluoromethanesulfonyl-phenoxy-methyl)-thiazol-2-yl]-piperidine-1-carboxylic acid tert-butyl ester;
 4-[4-(2,6-Difluoro-4-tetrazol-1-yl-phenoxy-methyl)-thiazol-2-yl]-piperidine-1-carboxylic acid tert-butyl ester;
 20 4-[4-(4-Pyrrol-1-yl-phenoxy-methyl)-thiazol-2-yl]-piperidine-1-carboxylic acid tert-butyl ester;
 4-[4-[(4-Tetrazol-1-yl-phenylamino)-methyl]-thiazol-2-yl]-piperidine-1-carboxylic acid tert-butyl ester;
 2-[4-[4-(3-Chloro-4-tetrazol-1-yl-phenoxy-methyl)-thiazol-2-yl]-piperidin-1-yl]-5-ethyl-pyrimidine;
 N-(4-[2-[1-(5-Ethyl-pyrimidin-2-yl)-piperidin-4-yl]-thiazol-4-ylmethoxy]-phenyl)-formamide;
 N-(4-[2-[1-(5-Ethyl-pyrimidin-2-yl)-piperidin-4-yl]-thiazol-4-ylmethoxy]-phenyl)-methanesulfonamide;
 25 4-[4-(2-Methyl-4-tetrazol-1-yl-phenoxy-methyl)-thiazol-2-yl]-piperidine-1-carboxylic acid tert-butyl ester;
 5-Ethyl-2-[4-[4-(4-tetrazol-1-yl-2-trifluoromethyl-phenoxy-methyl)-thiazol-2-yl]-piperidin-1-yl]-pyrimidine;
 2-[4-[4-(2-Chloro-4-tetrazol-1-yl-phenoxy-methyl)-thiazol-2-yl]-piperidin-1-yl]-5-ethyl-pyrimidine;
 4-[4-(2,6-Difluoro-4-propionyl-phenoxy-methyl)-thiazol-2-yl]-piperidine-1-carboxylic acid tert-butyl ester;
 4-[4-(4-Acetyl-2-fluoro-phenoxy-methyl)-thiazol-2-yl]-piperidine-1-carboxylic acid tert-butyl ester;
 30 4-[4-(4-Cyano-2-fluoro-phenoxy-methyl)-thiazol-2-yl]-piperidine-1-carboxylic acid tert-butyl ester;
 4-[4-(6-Tetrazol-1-yl-pyridin-3-yl-oxy-methyl)-thiazol-2-yl]-piperidine-1-carboxylic acid tert-butyl ester;
 4-[4-(4-[1,2,3]Triazol-1-yl-phenoxy-methyl)-thiazol-2-yl]-piperidine-1-carboxylic acid tert-butyl ester;
 4-[4-(4-Ethoxycarbonyl-phenoxy-methyl)-thiazol-2-yl]-piperidine-1-carboxylic acid tert-butyl ester;
 4-[4-(4-tert-Butoxycarbonylamino-phenoxy-methyl)-thiazol-2-yl]-piperidine-1-carboxylic acid tert-butyl ester;
 35 4-[4-(4-Carboxy-phenoxy-methyl)-thiazol-2-yl]-piperidine-1-carboxylic acid tert-butyl ester;
 4-[4-(2,6-Difluoro-4-methanesulfonyl-phenoxy-methyl)-thiazol-2-yl]-piperidine-1-carboxylic acid tert-butyl ester;
 4-[4-(4-Morpholin-4-yl-phenoxy-methyl)-thiazol-2-yl]-piperidine-1-carboxylic acid tert-butyl ester;
 4-[4-(4-Trifluoromethylsulfanyl-phenoxy-methyl)-thiazol-2-yl]-piperidine-1-carboxylic acid tert-butyl ester;
 4-[4-(4-Benzyloxy-phenoxy-methyl)-thiazol-2-yl]-piperidine-1-carboxylic acid tert-butyl ester;
 40 4-[4-(2-Acetylamino-4-methanesulfonyl-phenoxy-methyl)-thiazol-2-yl]-piperidine-1-carboxylic acid tert-butyl ester;
 4-(4-Phenoxy-methyl-thiazol-2-yl)-piperidine-1-carboxylic acid tert-butyl ester;
 4-[4-[(4-Methanesulfonyl-phenylamino)-methyl]-thiazol-2-yl]-piperidine-1-carboxylic acid tert-butyl ester;
 4-[4-[(2-Fluoro-4-methanesulfonyl-phenylamino)-methyl]-thiazol-2-yl]-piperidine-1-carboxylic acid isopropyl
 45 ester;
 4-[4-(4-Bromo-phenoxy-methyl)-thiazol-2-yl]-piperidine-1-carboxylic acid tert-butyl ester;
 {2-[1-(5-Ethyl-pyrimidin-2-yl)-piperidin-4-yl]-thiazol-4-ylmethyl}-(2-fluoro-4-methanesulfonyl-phenyl)-amine;
 4-[4-[(4-Methanesulfonyl-benzylamino)-methyl]-thiazol-2-yl]-piperidine-1-carboxylic acid tert-butyl ester;
 4-(4-[[1-(4-Methanesulfonyl-phenyl)-ethylamino]-methyl]-thiazol-2-yl)-piperidine-1-carboxylic acid tert-butyl ester;
 50 ter;
 3-Methyl-4-[4-(4-tetrazol-1-yl-phenoxy-methyl)-thiazol-2-yl]-piperidine-1-carboxylic acid tert-butyl ester;
 4-[4-(2-Fluoro-4-tetrazol-1-yl-phenoxy-methyl)-thiazol-2-yl]-3-methyl-piperidine-1-carboxylic acid tert-butyl ester;
 4-[4-(2-Fluoro-4-tetrazol-1-yl-phenoxy-methyl)-thiazol-2-yl]-piperidine-1-carboxylic acid allyl ester;
 4-[4-(4-Tetrazol-1-yl-phenoxy-methyl)-thiazol-2-yl]-piperidine-1-carboxylic acid cyclohexyl ester;
 4-[4-(2-Fluoro-4-methanesulfonyl-phenoxy-methyl)-thiazol-2-yl]-piperidine-1-carboxylic acid isopropyl ester;
 1-Isopropyl-4-[4-(4-tetrazol-1-yl-phenoxy-methyl)-thiazol-2-yl]-piperidine;
 1-Propyl-4-[4-(4-tetrazol-1-yl-phenoxy-methyl)-thiazol-2-yl]-piperidine;

EP 2 111 107 B1

3,3-Dimethyl-1-[4-[4-(4-tetrazol-1-yl-phenoxy)methyl]-thiazol-2-yl]-piperidin-1-yl]-butan-2-one;
 1-Butyl-4-[4-(4-tetrazol-1-yl-phenoxy)methyl]-thiazol-2-yl]-piperidine;
 2-[4-[4-(4-Tetrazol-1-yl-phenoxy)methyl]-thiazol-2-yl]-piperidin-1-yl]-1-(4-trifluoromethoxy-phenyl)-ethanone;
 1-Methanesulfonyl-4-[4-(4-tetrazol-1-yl-phenoxy)methyl]-thiazol-2-yl]-piperidine;
 4-[4-(4-Tetrazol-1-yl-phenoxy)methyl]-thiazol-2-yl]-piperidine-1-carboxylic acid heptyl ester;
 4-[4-(4-Tetrazol-1-yl-phenoxy)methyl]-thiazol-2-yl]-1-(toluene-4-sulfonyl)-piperidine;
 2-tert-Butoxy-1-[4-[4-(4-tetrazol-1-yl-phenoxy)methyl]-thiazol-2-yl]-piperidin-1-yl]-ethanone;
 5-Ethyl-2-[4-[4-(3-fluoro-4-tetrazol-1-yl-phenoxy)methyl]-thiazol-2-yl]-piperidin-1-yl]-pyrimidine;
 2-[4-[4-(2,6-Difluoro-4-tetrazol-1-yl-phenoxy)methyl]-thiazol-2-yl]-piperidin-1-yl]-5-ethyl-pyrimidine;
 5-Ethyl-2-[4-[4-(4-pyrrol-1-yl-phenoxy)methyl]-thiazol-2-yl]-piperidin-1-yl]-pyrimidine;
 {2-[1-(5-Ethyl-pyrimidin-2-yl)-piperidin-4-yl]-thiazol-4-ylmethyl}-(4-tetrazol-1-yl-phenyl)-amine;
 2-[4-[4-(2-Fluoro-4-tetrazol-1-yl-phenoxy)methyl]-thiazol-2-yl]-piperidin-1-yl]-5-isopropyl-pyrimidine;



5-Ethyl-2-[4-[4-(2-methyl-4-tetrazol-1-yl-phenoxy)methyl]-thiazol-2-yl]-piperidin-1-yl]-pyrimidine;
 5-Chloro-2-[4-[4-(2-chloro-4-tetrazol-1-yl-phenoxy)methyl]-thiazol-2-yl]-piperidin-1-yl]-pyrimidine;
 2-[4-[4-(2-Chloro-4-tetrazol-1-yl-phenoxy)methyl]-thiazol-2-yl]-piperidin-1-yl]-5-trifluoromethyl-pyrimidine;
 2-[4-[4-(2-Isopropyl-5-methyl-4-tetrazol-1-yl-phenoxy)methyl]-thiazol-2-yl]-piperidin-1-yl]-5-trifluoromethyl-pyrimidine;
 5-Chloro-2-[4-[4-(2-isopropyl-5-methyl-4-tetrazol-1-yl-phenoxy)methyl]-thiazol-2-yl]-piperidin-1-yl]-pyrimidine;
 2-[4-[4-(2-Fluoro-4-tetrazol-1-yl-phenoxy)methyl]-thiazol-2-yl]-piperidin-1-yl]-5-trifluoromethyl-pyrimidine;
 5-Decyl-2-[4-[4-(4-tetrazol-1-yl-phenoxy)methyl]-thiazol-2-yl]-piperidin-1-yl]-pyrimidine;
 6-Methyl-2-[4-[4-(4-tetrazol-1-yl-phenoxy)methyl]-thiazol-2-yl]-piperidin-1-yl]-pyrimidine-4-carboxylic acid methyl ester;
 4-Chloro-2-[4-[4-(4-tetrazol-1-yl-phenoxy)methyl]-thiazol-2-yl]-piperidin-1-yl]-pyrimidine;
 2-Chloro-4-[4-[4-(4-tetrazol-1-yl-phenoxy)methyl]-thiazol-2-yl]-piperidin-1-yl]-pyrimidine;
 6-Methyl-2-[4-[4-(4-tetrazol-1-yl-phenoxy)methyl]-thiazol-2-yl]-piperidin-1-yl]-pyrimidine-4-carboxylic acid;
 5-Chloro-4,6-difluoro-2-[4-[4-(4-tetrazol-1-yl-phenoxy)methyl]-thiazol-2-yl]-piperidin-1-yl]-pyrimidine;
 4-Fluoro-2-[4-[4-(4-tetrazol-1-yl-phenoxy)methyl]-thiazol-2-yl]-piperidin-1-yl]-pyrimidine;
 2-Fluoro-4-[4-[4-(4-tetrazol-1-yl-phenoxy)methyl]-thiazol-2-yl]-piperidin-1-yl]-pyrimidine;
 2-[4-[4-(4-Tetrazol-1-yl-phenoxy)methyl]-thiazol-2-yl]-piperidin-1-yl]-thiazole-5-carboxylic acid ethyl ester;
 4-Imidazol-1-yl-6-[4-[4-(4-tetrazol-1-yl-phenoxy)methyl]-thiazol-2-yl]-piperidin-1-yl]-pyrimidine;
 5-Ethyl-2-[4-[4-(6-tetrazol-1-yl-pyridin-3-yl-oxymethyl)-thiazol-2-yl]-piperidin-1-yl]-pyrimidine;
 5-Methyl-2-[4-[4-(6-tetrazol-1-yl-pyridin-3-yl-oxymethyl)-thiazol-2-yl]-piperidin-1-yl]-pyrimidine;
 5-Chloro-2-[4-[4-(6-tetrazol-1-yl-pyridin-3-yl-oxymethyl)-thiazol-2-yl]-piperidin-1-yl]-pyrimidine;
 2-[4-[4-(6-Tetrazol-1-yl-pyridin-3-yl-oxymethyl)-thiazol-2-yl]-piperidin-1-yl]-5-trifluoromethyl-pyrimidine;
 3-Chloro-6-[4-[4-(4-tetrazol-1-yl-phenoxy)methyl]-thiazol-2-yl]-piperidin-1-yl]-pyridazine;
 2-Tetrazol-1-yl-5-[4-[4-(4-tetrazol-1-yl-phenoxy)methyl]-thiazol-2-yl]-piperidin-1-yl]-pyrazine;
 {2-[1-(5-Ethyl-pyrimidin-2-yl)-piperidin-4-yl]-thiazol-4-ylmethyl}-(6-fluoro-pyridin-3-yl)-amine;
 2-[4-[4-(2,6-Difluoro-4-methanesulfonyl-phenoxy)methyl]-thiazol-2-yl]-piperidin-1-yl]-5-ethyl-pyrimidine;
 5-Butyl-2-[4-[4-(4-tetrazol-1-yl-phenoxy)methyl]-thiazol-2-yl]-piperidin-1-yl]-pyrimidine;
 4-[4-[2-[1-(5-Ethyl-pyrimidin-2-yl)-piperidin-4-yl]-thiazol-4-ylmethoxy]-phenyl]-morpholine;
 5-nitro-2-[4-[4-(4-tetrazol-1-yl-phenoxy)methyl]-thiazol-2-yl]-piperidin-1-yl]-pyrimidine;
 3'-Chloro-4-[4-(4-tetrazol-1-yl-phenoxy)methyl]-thiazol-2-yl]-5'-trifluoromethyl-3,4,5,6-tetrahydro-2H-[1,2']bipyridinyl;
 3'-Chloro-4-[4-(2-fluoro-4-tetrazol-1-yl-phenoxy)methyl]-thiazol-2-yl]-5'-trifluoromethyl-3,4,5,6-tetrahydro-2H-[1,2']bipyridinyl;
 5-Chloro-2-[4-[4-(2-fluoro-4-tetrazol-1-yl-phenoxy)methyl]-thiazol-2-yl]-piperidin-1-yl]-pyrimidine;
 3',5'-Dichloro-4-[4-(4-tetrazol-1-yl-phenoxy)methyl]-thiazol-2-yl]-3,4,5,6-tetrahydro-2H-[1,2']bipyridinyl;
 3'-Chloro-4-[4-(4-tetrazol-1-yl-phenoxy)methyl]-thiazol-2-yl]-3,4,5,6-tetrahydro-2H-[1,2']bipyridinyl-5'-carboxyl-

ic acid ethyl ester;

5'-Chloro-4-[4-(4-tetrazol-1-yl-phenoxy)methyl]-thiazol-2-yl]-3,4,5,6-tetrahydro-2H-[1,2']bipyridinyl-3'-carboxylic acid methyl ester;

5-Ethyl-2-{3-methyl-4-[4-(4-tetrazol-1-yl-phenoxy)methyl]-thiazol-2-yl]-piperidin-1-yl}-pyrimidine;

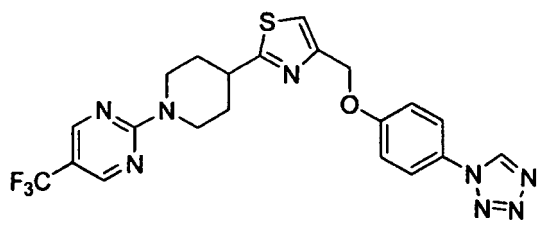
5-Ethyl-2-{4-[4-(2-fluoro-4-tetrazol-1-yl-phenoxy)methyl]-thiazol-2-yl]-3-methyl-piperidin-1-yl}-pyrimidine;

5-Chloro-2-{4-[4-(2-fluoro-4-tetrazol-1-yl-phenoxy)methyl]-thiazol-2-yl]-3-methyl-piperidin-1-yl}-pyrimidine;

2-{4-[4-(2-Fluoro-4-tetrazol-1-yl-phenoxy)methyl]-thiazol-2-yl]-3-methyl-piperidin-1-yl}-5-trifluoromethyl-pyrimidine;

5-Ethyl-2-{4-[4-(4-methanesulfonyl-benzyloxymethyl)-thiazol-2-yl]-piperidin-1-yl}-pyrimidine;

5-Fluoro-2-{4-[4-(2-fluoro-4-tetrazol-1-yl-phenoxy)methyl]-thiazol-2-yl]-piperidin-1-yl}-pyrimidine;



4-(4-[(4-Methanesulfonyl-phenyl)-methyl-amino]-methyl)-thiazol-2-yl)-piperidine-1-carboxylic acid tert-butyl ester;

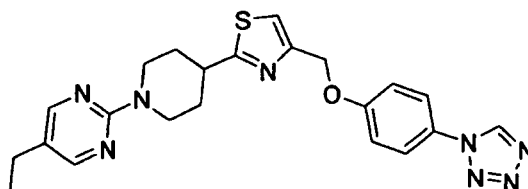
{2-[1-(5-Ethyl-pyrimidin-2-yl)-piperidin-4-yl]-thiazol-4-ylmethyl)-(2-fluoro-4-methanesulfonyl-phenyl)-methylamine;

4-[4-(2-Methylsulfonyl-pyrimidin-5-yloxymethyl)-thiazol-2-yl]-piperidine-1-carboxylic acid tert-butyl ester; and

4-[4-(4-Tetrazol-1-yl-phenoxy)methyl]-thiazol-2-yl)-piperidine-1-carboxylic acid allyl ester;

and pharmaceutically acceptable salts and esters thereof, wherein the term "esters thereof" is as defined in claim 1.

11. A compound of claim 1 that is



or a pharmaceutically acceptable salt thereof.

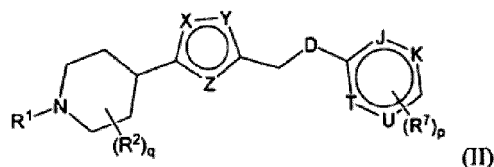
12. A pharmaceutical composition comprising a pharmaceutically acceptable excipient and a compound of claims 1, 10, or 11.

13. Use of a compound of claims 1, 10, or 11 in the preparation of a medicament for treating a disease or condition selected from the group consisting of Type I diabetes, Type II diabetes and metabolic syndrome.

14. A compound of claims 1, 10, or 11 for use in the treatment of a disease or condition selected from the group consisting of Type I diabetes, Type II diabetes and metabolic syndrome.

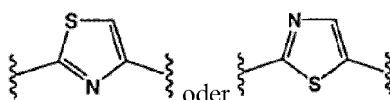
Patentansprüche

1. Verbindung der Formel II:



wobei

D aus der Gruppe bestehend aus O, S und NR⁸ ausgewählt ist; der X, Y und Z aufweisende Ring



ist;

J, K, T und U jeweils unabhängig voneinander aus der Gruppe bestehend aus CH und N ausgewählt sind; der Index p eine ganze Zahl von 0 bis 4 ist;

der Index q eine ganze Zahl von 0 bis 4 ist;

R¹ ein aus der Gruppe bestehend aus H, C₁₋₁₀ Alkyl, substituiertem C₁₋₁₀ Alkyl, C₃₋₇ Cycloalkyl, C₂₋₁₀ Alkenyl, C₂₋₁₀ Alkynyl, -X¹-COR^a, -X¹-CO₂R^a, -X¹-CONR^aR^b, SO₂R^a, einer Heterocyclo-Gruppe mit 4 bis 7 Gliedern, Aryl und einer Heterocyclo-Gruppe mit 5 bis 10 Gliedern ausgewähltes Mitglied ist, wobei jede der Gruppen Cycloalkyl-Gruppe, Heterocyclo-Gruppe, Aryl-Gruppe und Heteroaryl-Gruppe optional mit 1 bis 4 Substituenten substituiert ist, die unabhängig voneinander aus Halogen, C₁₋₁₀ Alkyl, substituiertem C₁₋₁₀ Alkyl, C₃₋₇ Cycloalkyl, C₂₋₁₀ Alkenyl, C₂₋₁₀ Alkynyl, Aryl, Heteroaryl, CN, -NR^aCOR^b, -NR^aCONR^aR^b, -NO₂, -OR^a, -NR^aR^b, -COR^a, -CO₂R^a, -CONR^aR^b, -S(O)_mR^a, -NR^aS(O)₂R^b und -SO₂NR^aR^b ausgewählt sind, oder wobei R^a und R^b sich optional zusammenschließen, um einen Ring mit 4, 5 oder 6 Gliedern zu bilden, und X¹ aus der Gruppe bestehend aus einer Bindung, G₂₋₆ Alken, C₂₋₆ Alkin, -C(O)- und -C(O)-(CH₂)₁₋₄- ausgewählt ist, wobei die aliphatischen Teile von X¹ optional mit einem bis drei Mitgliedern substituiert sind, die aus Halogen, C₁₋₄ Alkyl, substituiertem C₁₋₄ Alkyl und C₁₋₄ Haloalkyl ausgewählt sind;

jeder R² ein unabhängig voneinander aus der Gruppe bestehend aus Halogen, C₁₋₅ Alkyl, substituiertem C₁₋₅ Alkyl, C₃₋₇ Cycloalkyl, -COR^a, -CO₂R^a, -CONR^aR^b, -OR^a, -NR^aR^b, -NR^aCOR^b, -SOR^aR^b, SO₂NR^aR^b ausgewähltes Mitglied ist, und wobei die beiden R²-Glieder optional cyclisieren können, um einen Ring zu bilden, wenn der Index q 2 und R² Alkyl oder substituiertes Alkyl ist;

jeder R⁷ unabhängig voneinander aus der Gruppe bestehend aus Halogen, C₁₋₁₀ Alkyl, substituiertem C₁₋₁₀ Alkyl, C₃₋₇ Cycloalkyl, C₂₋₁₀ Alkenyl, C₂₋₁₀ Alkynyl, CN, NO₂, -OR^a, -NR^aR^b, -COR^a, -CO₂R^a, -CONR^aR^b, -NR^a-COR^b, -NR^aCO₂R^b, -NR^aCONR^aR^b, -S(O)_mR^a, -NR^aS(O)_mR^b, -SO₂NR^aR^b einer Heterocyclo-Gruppe mit 4 bis 7 Gliedern, Aryl und einer Heterocyclo-Gruppe mit 5 bis 10 Mitgliedern ausgewählt ist, wobei jede der Heterocyclo-Gruppen, der Aryl-Gruppen und der Heteroaryl-Gruppen optional mit von einem bis zu vier Substituenten substituiert ist, die unabhängig voneinander aus Halogen, Oxo, C₁₋₄ Alkyl, C₁₋₄ Halogenalkyl, C₃₋₇ Cycloalkyl, CN, NO₂, -OR^a, -NR^aR^b, -COR^a, -CO₂R^a, -CONR^aR^b, -NR^aCOR^b, -NR^aCO₂R^b, -NR^aCONR^aR^b, -S(O)_mR^a, -NR^aSO₂R^b und -SO₂NR^aR^b ausgewählt sind, und wobei der Index m eine ganze Zahl von 0 bis 2 ist, oder R^a und R^b sich optional zusammenschließen, um einen Ring mit 4, 5 oder 6 Gliedern zu bilden;

R⁸ ein unabhängig voneinander ausgewähltes Mitglied der Gruppe bestehend aus Wasserstoff, G₁₋₄ Alkyl und C₁₋₄ Halogenalkyl ist;

und jeder R^a und R^b unabhängig voneinander aus der Gruppe bestehend aus Wasserstoff, C₁₋₁₀ Alkyl, C₁₋₁₀ Halogenalkyl, C₃₋₇ Cycloalkyl, Heterocyclyl, C₂₋₁₀ Alkenyl, C₂₋₁₀ Alkynyl, Aryl, Heteroaryl mit 5 bis 6 Gliedern und ArylC₁₋₄ Alkyl ausgewählt ist; und wobei die aliphatischen Teile von sowohl R^a als auch R^b optional mit von einem bis zu drei ausgewählten Mitgliedern der Gruppe bestehend aus Halogen, -ORⁿ, -OCORⁿ, -OC(O)N(Rⁿ)₂, -SRⁿ, -S(O)Rⁿ, -S(O)₂Rⁿ, -S(O)₂N(Rⁿ)₂, -NRⁿS(O)₂Rⁿ, -C(O)N(Rⁿ)₂, -NRⁿC(O)Rⁿ, -NRⁿC(O)N(Rⁿ)₂, -CO₂Rⁿ, -NRⁿCO₂Rⁿ, -CN, -NO₂, -N(Rⁿ)₂ und -NRⁿS(O)₂N(Rⁿ)₂ substituiert ist, wobei jeder Rⁿ unabhängig voneinander Wasserstoff oder ein nicht substituiertes C₁₋₆ Alkyl ist;

und wobei die Aryl- und Heteroarylteile optional mit von einem bis zu drei Mitgliedern ausgewählt aus Halogen, -OR^m, -OC(O)N(R^m)₂, -SR^m, -S(O)R^m, -S(O)₂R^m, -S(O)₂N(R^m)₂, -NR^mS(O)₂R^m, -C(O)R^m, -NR^mC(O)R^m, -NR^mC(O)N(R^m)₂, -CO₂R^m, -NR^mCO₂R^m, -CN, -NO₂, -N(R^m)₂ und -NR^mS(O)₂N(R^m)₂ substituiert sind, wobei jeder R^m unabhängig voneinander Wasserstoff oder ein nicht substituiertes C₁₋₆ Alkyl ist;

und pharmazeutisch akzeptierbare Salze und Ester davon;

EP 2 111 107 B1

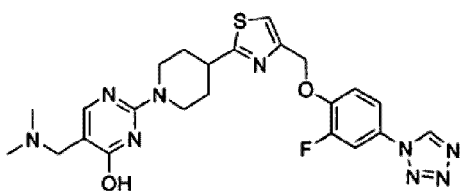
wobei das Molekulargewicht der Verbindung weniger als 1200 beträgt; und wobei sich "Ester davon" auf Format-, Acetat-, Propionat-, Butyrat-, Acrylat- und Ethylsuccinat-Derivate von Verbindungen der Formel II bezieht.

2. Verbindung nach Anspruch 1 wobei D O ist.
3. Verbindung nach Anspruch 2 wobei J, T, K und U alle CH sind.
4. Verbindung nach Anspruch 3 wobei jeder R⁷ unabhängig voneinander aus der Gruppe bestehend aus Fluor, Chlor, Methyl, Ethyl, -CF₃, -SO₂C₁₋₃ Alkyl, Imidazolyl, Triazolyl und Tetrazolyl ausgewählt ist und wobei der Index p eine ganze Zahl von 1 bis 2 ist.
5. Verbindung nach Anspruch 4 wobei jeder R⁷ Tetrazolyl ist.
6. Verbindung nach einem der Ansprüche 1 bis 5, wobei R¹ aus der Gruppe bestehend aus -X¹-COR^a, -X¹CO₂R^a, -X¹-CONR^aR^b, SO₂R^a, Aryl, Heteroaryl, substituiertem Aryl und substituiertem Heteroaryl ausgewählt ist.
7. Verbindung nach Anspruch 6, wobei R¹ aus der Gruppe bestehend aus Pyridyl, substituiertem Pyridyl, Pyrimidinyl, substituiertem Pyrimidinyl, Pyrazinyl, substituiertem Pyrazinyl, Pyridazinyl, substituiertem Pyridazinyl, Phenyl, substituiertem Phenyl, Imidazolyl, Triazolyl, substituiertem Triazolyl, substituiertem Imidazolyl, Oxazolyl, substituiertem Oxazolyl, Thiazolyl, substituiertem Thiazolyl, Oxadiazolyl, substituiertem Oxadiazolyl, Tetrazolyl und substituiertem Tetrazolyl ausgewählt ist.
8. Verbindung nach Anspruch 6, wobei R¹ ein Pyridin oder Pyrimidin ist und optional mit von einem bis zu zwei Substituenten substituiert ist, die unabhängig voneinander aus Halogen, C₁₋₁₀ Alkyl, C₁₋₁₀ Halogenalkyl, C₃₋₇ Cycloalkyl, C₂₋₁₀ Alkenyl, C₂₋₁₀ Alkynyl, Aryl, Heteroaryl, CN, NO₂, -OR^a, -NR^aR^b, -CO₂R^a, -CONR^aR^b, -NR^aCOR^b, -NR^aCO₂R^b, -S(O)_mR^a, -NR^aS(O)₂R^b und -SO₂NR^aR^b ausgewählt sind.
9. Verbindung nach Anspruch 1, wobei J, T und U alle C sind, D O ist, X S ist, Y C ist, Z N ist; R¹ aus der Gruppe bestehend aus Pyrimidinyl, substituiertem Pyrimidinyl, Pyridyl und substituiertem Pyridyl ausgewählt ist, jeder R⁷ unabhängig voneinander aus der Gruppe bestehend aus Fluor und Tetrazolyl ausgewählt ist.
10. Verbindung nach Anspruch 1 ausgewählt aus der Gruppe bestehend aus:
 - 4-[4-(4-Methansulfonyl-phenoxy-methyl)-thiazol-2-yl]-piperidin-1-carbonsäure-*tert*-butylester;
 - 4-[4-(4-Imidazol-1-yl-phenoxy-methyl)-thiazol-2-yl]-piperidin-1-carbonsäure-*tert*-butylester;
 - 4-[4-(4-Acetylamino-phenoxy-methyl)-thiazol-2-yl]-piperidin-1-carbonsäure-*tert*-butylester;
 - 4-[4-(4-Methoxy-benzolsulfonyloxymethyl)-thiazol-2-yl]-piperidin-1-carbonsäure-*tert*-butylester;
 - 4-[4-(4-[1,2,4]Triazol-1-yl-phenoxy-methyl)-thiazol-2-yl]-piperidin-1-carbonsäure-*tert*-butylester;
 - 4-[4-(4-(2-Oxo-pyrrolidin-1-yl)-phenoxy-methyl)-thiazol-2-yl]-piperidin-1-carbonsäure-*tert*-butylester;
 - 4-[4-(4-Tetrazol-1-yl-phenoxy-methyl)-thiazol-2-yl]-piperidin-1-carbonsäure-*tert*-butylester;
 - 4-[4-(4-Methansulfonyl-phenylsulfanylmethyl)-thiazol-2-yl]-piperidin-1-carbonsäure-*tert*-butylester;
 - 4-[2-[1-(5-Ethyl-pyrimidin-2-yl)-piperidin-4-yl]-thiazol-4-ylmethoxy]-benzolsulfonamid;
 - 2-[4-[4-(2,6-Dichlor-4-methansulfonyl-phenoxy-methyl)-thiazol-2-yl]-piperidin-1-yl]-5-ethyl-pyrimidin;
 - 5-Ethyl-2-[4-[4-(3-tetrazol-1-yl-phenoxy-methyl)-thiazol-2-yl]-piperidin-1-yl]-pyrimidin;
 - 5-Ethyl-2-[4-[4-(5-methyl-tetrazol-1-yl)-phenoxy-methyl]-thiazol-2-yl]-piperidin-1-yl]-pyrimidin;
 - 5-Ethyl-2-[4-[4-(3-methyl-4-methylsulfanyl-phenoxy-methyl)-thiazol-2-yl]-piperidin-1-yl]-pyrimidin;
 - 5-Ethyl-2-[4-[4-(4-methansulfonyl-3-methyl-phenoxy-methyl)-thiazol-2-yl]-piperidin-1-yl]-pyrimidin;
 - 6-[2-[1-(5-Ethyl-pyrimidin-2-yl)-piperidin-4-yl]-thiazol-4-ylmethoxy]-benz[1,3]oxathiol-2-on;
 - 5-Ethyl-2-[4-[4-(4-trifluormethylsulfanyl-phenoxy-methyl)-thiazol-2-yl]-piperidin-1-yl]-pyrimidin;
 - 4-[4-(3-Fluor-4-tetrazol-1-yl-phenoxy-methyl)-thiazol-2-yl]-piperidin-1-carbonsäure-*tert*-butylester;
 - 4-[4-(2-Fluor-4-methansulfonyl-phenoxy-methyl)-thiazol-2-yl]-piperidin-1-carbonsäure-*tert*-butylester;
 - 4-[4-(2-Fluor-4-tetrazol-1-yl-phenoxy-methyl)-thiazol-2-yl]-piperidin-1-carbonsäure-*tert*-butylester;
 - 5-Ethyl-2-[4-[4-(4-trifluormethansulfanyl-phenoxy-methyl)-thiazol-2-yl]-piperidin-1-yl]-pyrimidin;
 - 4-[4-(4-Methansulfonyl-benzolsulfonylmethyl)-thiazol-2-yl]-piperidin-1-carbonsäure-*tert*-butylester;
 - 4-[4-(4-Methansulfonyl-phenoxy-methyl)-thiazol-2-yl]-piperidin-1-carbonsäure-isopropylester;
 - 4-[4-(4-Methansulfonyl-phenoxy-methyl)-thiazol-2-yl]-piperidin-1-carbonsäure-benzylester;
 - 4-[4-(4-Methansulfonyl-phenoxy-methyl)-thiazol-2-yl]-piperidin-1-carbonsäure-isobutylester;
 - 4-[4-(4-Methansulfonyl-phenoxy-methyl)-thiazol-2-yl]-piperidin-1-carbonsäure-adamantan-1-ylester;

4-[4-(4-Methansulfonyl-phenoxy-methyl)-thiazol-2-yl]-piperidin-1-carbonsäure-methylester;
 4-[4-(4-Methansulfonyl-phenoxy-methyl)-thiazol-2-yl]-piperidin-1-carbonsäure-4-fluorphenylester;
 4-[4-(4-Methansulfonyl-phenoxy-methyl)-thiazol-2-yl]-piperidin-1-carbonsäure-4-methoxyphenylester;
 4-[4-(4-Methansulfonyl-phenoxy-methyl)-thiazol-2-yl]-piperidin-1-carbonsäure-naphthalen-1-ylester;
 5 4-[4-(4-Tetrazol-1-yl-phenoxy-methyl)-thiazol-2-yl]-piperidin-1-carbonsäure-isobutylester;
 4-[4-(4-Tetrazol-1-yl-phenoxy-methyl)-thiazol-2-yl]-piperidin-1-carbonsäure-pentylester;
 4-[4-(4-Tetrazol-1-yl-phenoxy-methyl)-thiazol-2-yl]-piperidin-1-carbonsäure-2-fluorethylester;
 4-[4-(4-Tetrazol-1-yl-phenoxy-methyl)-thiazol-2-yl]-piperidin-1-carbonsäure-butylester;
 4-[4-(4-Tetrazol-1-yl-phenoxy-methyl)-thiazol-2-yl]-piperidin-1-carbonsäure-2,2-dimethylpropylester;
 10 4-[4-(4-Tetrazol-1-yl-phenoxy-methyl)-thiazol-2-yl]-piperidin-1-carbonsäure-hexylester;
 4-[4-(4-Tetrazol-1-yl-phenoxy-methyl)-thiazol-2-yl]-piperidin-1-carbonsäure-2-ethylhexylester;
 4-[4-(4-Tetrazol-1-yl-phenoxy-methyl)-thiazol-2-yl]-piperidin-1-carbonsäure-2-benzyloxyethylester;
 4-[4-(4-Tetrazol-1-yl-phenoxy-methyl)-thiazol-2-yl]-piperidin-1-carbonsäure-2-isopropyl-5-methylcyclohexylester;
 15 Adamantan-1-yl-{4-[4-(4-methansulfonyl-phenoxy-methyl)-thiazol-2-yl]-piperidin-1-yl}-methanon;
 {4-[4-(4-Methansulfonyl-phenoxy-methyl)-thiazol-2-yl]-piperidin-1-yl}-pyridin-3-yl-methanon;
 3,3-Dimethyl-1-{4-[4-(4-tetrazol-1-yl-phenoxy-methyl)-thiazol-2-yl]-piperidin-1-yl}-butan-1-on;
 Oxo-{4-[4-(4-tetrazol-1-yl-phenoxy-methyl)-thiazol-2-yl]-piperidin-1-yl}-essigsäure-methylester;
 3-Oxo-3-{4-[4-(4-tetrazol-1-yl-phenoxy-methyl)-thiazol-2-yl]-piperidin-1-yl}-propionsäure-ethylester;
 20 (4-Methyl-piperazin-1-yl)-{4-[4-(4-tetrazol-1-yl-phenoxy-methyl)-thiazol-2-yl]-piperidin-1-yl}-methanon;
 4-[4-(4-Tetrazol-1-yl-phenoxy-methyl)-thiazol-2-yl]-piperidin-1-carbonsäure-diethylamid;
 4-[4-(4-Tetrazol-1-yl-phenoxy-methyl)-thiazol-2-yl]-piperidin-1-carbonsäure-ethylamid;
 2-[4-[4-(4-Methansulfonyl-phenoxy-methyl)-thiazol-2-yl]-piperidin-1-yl]-pyrimidin;
 2-[4-[4-(4-Methansulfonyl-phenoxy-methyl)-thiazol-2-yl]-piperidin-1-yl]-4-methoxy-pyrimidin;
 25 2-[4-[4-(4-Methansulfonyl-phenoxy-methyl)-thiazol-2-yl]-piperidin-1-yl]-4-trifluormethyl-pyrimidin;
 2-[4-[4-(4-Methansulfonyl-phenoxy-methyl)-thiazol-2-yl]-piperidin-1-yl]-4,6-dimethyl-pyrimidin;
 5-Ethyl-2-[4-[4-(4-methansulfonyl-phenoxy-methyl)-thiazol-2-yl]-piperidin-1-yl]-pyrimidin;
 5-Ethyl-2-[4-[4-(4-tetrazol-1-yl-phenoxy-methyl)-thiazol-2-yl]-piperidin-1-yl]-pyrimidin;
 5-Fluor-2-[4-[4-(6-tetrazol-1-yl-pyridin-3-yloxy-methyl)-thiazol-2-yl]-piperidin-1-yl]-pyrimidin;
 30 5-Brom-2-[4-[4-(4-tetrazol-1-yl-phenoxy-methyl)-thiazol-2-yl]-piperidin-1-yl]-pyrimidin;
 5-Fluor-2-[4-[4-(4-tetrazol-1-yl-phenoxy-methyl)-thiazol-2-yl]-piperidin-1-yl]-pyrimidin;
 4,5-Dichlor-2-[4-[4-(4-tetrazol-1-yl-phenoxy-methyl)-thiazol-2-yl]-piperidin-1-yl]-pyrimidin;
 4-Chlor-5-methyl-2-[4-[4-(4-tetrazol-1-yl-phenoxy-methyl)-thiazol-2-yl]-piperidin-1-yl]-pyrimidin;
 2-Chlor-5-methyl-4-[4-[4-(4-tetrazol-1-yl-phenoxy-methyl)-thiazol-2-yl]-piperidin-1-yl]-pyrimidin;
 35 5-(4-Chlor-phenyl)-2-[4-[4-(4-tetrazol-1-yl-phenoxy-methyl)-thiazol-2-yl]-piperidin-1-yl]-pyrimidin;
 5-Chlor-2-[4-[4-(4-tetrazol-1-yl-phenoxy-methyl)-thiazol-2-yl]-piperidin-1-yl]-pyrimidin;
 5-Heptyl-2-[4-[4-(4-methansulfonyl-phenoxy-methyl)-thiazol-2-yl]-piperidin-1-yl]-pyrimidin;
 2-[4-[4-(4-Methansulfonyl-phenoxy-methyl)-thiazol-2-yl]-piperidin-1-yl]-5-pentyl-pyrimidin;
 5-Heptyl-2-[4-[4-(4-tetrazol-1-yl-phenoxy-methyl)-thiazol-2-yl]-piperidin-1-yl]-pyrimidin;
 40 5-Pentyl-2-[4-[4-(4-tetrazol-1-yl-phenoxy-methyl)-thiazol-2-yl]-piperidin-1-yl]-pyrimidin;
 5-Methyl-2-[4-[4-(4-tetrazol-1-yl-phenoxy-methyl)-thiazol-2-yl]-piperidin-1-yl]-pyrimidin;
 5-(4-Methoxy-phenyl)-2-[4-[4-(4-tetrazol-1-yl-phenoxy-methyl)-thiazol-2-yl]-piperidin-1-yl]-pyrimidin;
 5-Propyl-2-[4-[4-(4-tetrazol-1-yl-phenoxy-methyl)-thiazol-2-yl]-piperidin-1-yl]-pyrimidin;
 5-Methoxy-2-[4-[4-(4-tetrazol-1-yl-phenoxy-methyl)-thiazol-2-yl]-piperidin-1-yl]-pyrimidin;
 45 5'-Methyl-4-[4-(4-tetrazol-1-yl-phenoxy-methyl)-thiazol-2-yl]-3,4,5,6-tetrahydro-2H-[1,2']bipyridinyl;
 4-[4-(4-Tetrazol-1-yl-phenoxy-methyl)-thiazol-2-yl]-5',6"-bis-trifluormethyl-3,4,5,6-tetrahydro-2H-[1,2',6",2"]terpyridine;
 4-[4-(4-Tetrazol-1-yl-phenoxy-methyl)-thiazol-2-yl]-5'-trifluormethyl-3,4,5,6-tetrahydro-2H-[1,2']bipyridinyl;
 4-[4-(4-Tetrazol-1-yl-phenoxy-methyl)-thiazol-2-yl]-3,4,5,6-tetrahydro-2H-[1,2']bipyridinyl-5'-carbaldehyd;
 50 1-(3-Isopropyl-[1,2,4]oxadiazol-5-yl)-4-[4-(4-methansulfonyl-phenoxy-methyl)-thiazol-2-yl]-piperidin;
 2-[4-[4-(4-Methansulfonyl-phenoxy-methyl)-thiazol-2-yl]-piperidin-1-yl]-benzoxazol;
 4-[4-(4-Methansulfonyl-phenoxy-methyl)-thiazol-2-yl]-5'-trifluormethyl-3,4,5,6-tetrahydro-2H-[1,2']bipyridinyl;
 5-Ethyl-2-[4-[4-(2-fluor-4-methansulfonyl-phenoxy-methyl)-thiazol-2-yl]-piperidin-1-yl]-pyrimidin;
 5-Ethyl-2-[4-[4-(2-fluor-4-tetrazol-1-yl-phenoxy-methyl)-thiazol-2-yl]-piperidin-1-yl]-pyrimidin;
 55 4-[4-(4-Methansulfonyl-phenoxy-methyl)-thiazol-2-yl]-4-methyl-piperidin-1-carbonsäure-*tert*-butylester;
 4-[4-(4-Methansulfonyl-phenoxy-methyl)-5-methyl-thiazol-2-yl]-piperidin-1-carbonsäure-*tert*-butylester;
 4-[4-[1-(4-Methansulfonyl-phenoxy)-ethyl]-5-methyl-thiazol-2-yl]-piperidin-1-carbonsäure-*tert*-butylester;
 4-Hydroxy-4-[4-(4-methylsulfanyl-phenoxy-methyl)-thiazol-2-yl]-piperidin-1-carbonsäure-*tert*-butylester;

4-Hydroxy-4-[4(4-methansulfonyl-phenoxy-methyl)-thiazol-2-yl]-piperidin-1-carbonsäure-*tert*-butylester;
 4-Fluor-4-[4-(4-methansulfonyl-phenoxy-methyl)-thiazol-2-yl]-piperidin-1-carbonsäure-*tert*-butylester;
 5-Ethyl-2-{4-fluor-4-[4-(4-methansulfonyl-phenoxy-methyl)-thiazol-2-yl]-piperidin-1-yl}-pyrimidin;
 4-Fluor-4-[5-(4-methansulfonyl-phenoxy-methyl)-thiazol-2-yl]-piperidin-1-carbonsäure-*tert*-butylester;
 5-Ethyl-2-{4-fluor-4-[5-(4-methansulfonyl-phenoxy-methyl)-thiazol-2-yl]-piperidin-1-yl}-pyrimidin;
 4-{4-[(6-Fluor-pyridin-3-ylamino)-methyl]-thiazol-2-yl}-piperidin-1-carbonsäure-*tert*-butylester;
 1-(3-Isopropyl-[1,2,4]oxadiazol-5-yl)-4-[4-(4-tetrazol-1-yl-phenoxy-methyl)-thiazol-2-yl]-piperidin;
 1-(3-Ethyl-[1,2,4]oxadiazol-5-yl)-4-[4-(4-tetrazol-1-yl-phenoxy-methyl)-thiazol-2-yl]-piperidin;
 1-(3-Cyclopropyl-[1,2,4]oxadiazol-5-yl)-4-[4-(4-tetrazol-1-yl-phenoxy-methyl)-thiazol-2-yl]-piperidin;
 4-[4-(4-Tetrazol-1-yl-phenoxy-methyl)-thiazol-2-yl]-1-(3-trifluormethyl-[1,2,4]oxadiazol-5-yl)-piperidin;
 4-[4-(4-Tetrazol-1-yl-phenoxy-methyl)-thiazol-2-yl]-piperidin-1-carbonsäureamid;
 4-[4-(4-Tetrazol-1-yl-phenoxy-methyl)-thiazol-2-yl]-piperidin-1-carboxamidin;
 3-[4-(4-tetrazol-1-yl-phenoxy-methyl)-thiazol-2-yl]-azetidin-1-carbonsäure-*tert*-butylester;
 3-[4-(4-Tetrazol-1-yl-phenoxy-methyl)-thiazol-2-yl]-pyrrolidin-1-carbonsäure-*tert*-butylester;
 5-Ethyl-2-{3-[4-(4-tetrazol-1-yl-phenoxy-methyl)-thiazol-2-yl]-pyrrolidin-1-yl}-pyrimidin;
 3-[4-(4-Tetrazol-1-yl-phenoxy-methyl)-thiazol-2-yl]-piperidin-1-carbonsäure-*tert*-butylester;
 5-Ethyl-2-{3-[4-(4-tetrazol-1-yl-phenoxy-methyl)-thiazol-2-yl]-piperidin-1-yl}-pyrimidin;
 4-[4-(4-Methansulfonyl-benzyloxymethyl)-thiazol-2-yl]-piperidin-1-carbonsäure-*tert*-butylester;
 2-[4-[4-(4-Tetrazol-1-yl-phenoxy-methyl)-thiazol-2-yl]-piperidin-1-yl]-pyrimidin-5-ylamin;
 N{2-[4-[4-(4-Tetrazol-1-yl-phenoxy-methyl)-thiazol-2-yl]-piperidin-1-yl]-pyrimidin-5-yl}-acetamid;
 4-[4-(4-Tetrazol-1-yl-phenylcarbamoyl)-thiazol-2-yl]-piperidin-1-carbonsäure-*tert*-butylester;
 4-[4-(4-Trifluormethansulfonyl-phenoxy-methyl)-thiazol-2-yl]-piperidin-1-carbonsäure-*tert*-butylester;
 4[4-(4-Trifluormethansulfinyl-phenoxy-methyl)-thiazol-2-yl]-piperidin-1-carbonsäure-*tert*-butylester;
 4-[4-(2,6-Difluor-4-tetrazol-1-yl-phenoxy-methyl)-thiazol-2-yl]-piperidin-1-carbonsäure-*tert*-butylester;
 4[4-(4-Pyrrol-1-yl-phenoxy-methyl)-thiazol-2-yl]-piperidin-1-carbonsäure-*tert*-butylester;
 4-[4-[(4-Tetrazol-1-yl-phenylamino)-methyl]-thiazol-2-yl]-piperidin-1-carbonsäure-*tert*-butylester;
 2-[4-[4-(3-Chlor-4-tetrazol-1-yl-phenoxy-methyl)-thiazol-2-yl]-piperidin-1-yl]-5-ethyl-pyrimidin;
 N-(4-{2-[1-(5-Ethyl-pyrimidin-2-yl)-piperidin-4-yl]-thiazol-4-ylmethoxy}-phenyl)-formamid;
 N{4-{2-[1-(5-Ethyl-pyrimidin-2-yl)-piperidin-4-yl]-thiazol-4-ylmethoxy}-phenyl)-methansulfonamid;
 4-[4-(2-Methyl-4-tetrazol-1-yl-phenoxy-methyl)-thiazol-2-yl]-piperidin-1-carbonsäure-*tert*-butylester;
 5-Ethyl-2-{4-[4-(4-tetrazol-1-yl-2-trifluormethyl-phenoxy-methyl)-thiazol-2-yl]-piperidin-1-yl}-pyrimidin;
 2-[4-[4-(2-Chlor-4-tetrazol-1-yl-phenoxy-methyl)-thiazol-2-yl]-piperidin-1-yl]-5-ethylpyrimidin;
 4[4-(2,6-Difluor-4-propionyl-phenoxy-methyl)-thiazol-2-yl]-piperidin-1-carbonsäure-*tert*-butylester;
 4-[4-(4-Acetyl-2-fluor-phenoxy-methyl)-thiazol-2-yl]-piperidin-1-carbonsäure-*tert*-butylester;
 4-[4-(4-Cyano-2-fluor-phenoxy-methyl)-thiazol-2-yl]-piperidin-1-carbonsäure-*tert*-butylester;
 4-[4-(6-Tetrazol-1-yl-pyridin-3-yloxymethyl)-thiazol-2-yl]-piperidin-1-carbonsäure-*tert*-butylester;
 4-[4-(4-[1,2,3]Triazol-1-yl-phenoxy-methyl)-thiazol-2-yl]-piperidin-1-carbonsäure-*tert*-butylester;
 4-[4-(4-Ethoxycarbonyl-phenoxy-methyl)-thiazol-2-yl]-piperidin-1-carbonsäure-*tert*-butylester;
 4-[4-(4-*tert*-Butoxycarbonylamino-phenoxy-methyl)-thiazol-2-yl]-piperidin-1-carbonsäure-*tert*-butylester;
 4-[4-(4-Carboxy-phenoxy-methyl)-thiazol-2-yl]-piperidin-1-carbonsäure-*tert*-butylester;
 4-[4-(2,6-Difluor-4-methansulfonyl-phenoxy-methyl)-thiazol-2-yl]-piperidin-1-carbonsäure-*tert*-butylester;
 4-[4-(4-Morpholin-4-yl-phenoxy-methyl)-thiazol-2-yl]-piperidin-1-carbonsäure-*tert*-butylester;
 4-[4-(4-Trifluormethylsulfanyl-phenoxy-methyl)-thiazol-2-yl]-piperidin-1-carbonsäure-*tert*-butylester;
 4-[4-(4-Benzyloxy-phenoxy-methyl)-thiazol-2-yl]-piperidin-1-carbonsäure-*tert*-butylester;
 4-[4-(2-Acetylamino-4-methansulfonyl-phenoxy-methyl)-thiazol-2-yl]-piperidin-1-carbonsäure-*tert*-butylester;
 4-(4-Phenoxy-methyl-thiazol-2-yl)-piperidin-1-carbonsäure-*tert*-butylester;
 4-[4-[(4-Methansulfonyl-phenylamino)-methyl]-thiazol-2-yl]-piperidin-1-carbonsäure-*tert*-butylester;
 4-[4-[(2-Fluor-4-methansulfonyl-phenylamino)-methyl]-thiazol-2-yl]-piperidin-1-carbonsäure-isopropylester;
 4-[4-(4-Brom-phenoxy-methyl)-thiazol-2-yl]-piperidin-1-carbonsäure-*tert*-butylester;
 {2-[1-(5-Ethyl-pyrimidin-2-yl)-piperidin-4-yl]-thiazol-4-ylmethyl)-(2-fluor-4-methansulfonyl-phenyl)-amin;
 4-[4-[(4-Methansulfonyl-benzylamino)-methyl]-thiazol-2-yl]-piperidin-1-carbonsäure-*tert*-butylester;
 4-(4{[1-(4-Methansulfonyl-phenyl)-ethylamino]-methyl}-thiazol-2-yl)-piperidin-1-carbonsäure-*tert*-butylester;
 3-Methyl-4-[4-(4-tetrazol-1-yl-phenoxy-methyl)-thiazol-2-yl]-piperidin-1-carbonsäure-*tert*-butylester;
 4-[4-(2-Fluor-4-tetrazol-1-yl-phenoxy-methyl)-thiazol-2-yl]-3-methyl-piperidin-1-carbonsäure-*tert*-butylester;
 4-[4-(2-Fluor-4-tetrazol-1-yl-phenoxy-methyl)-thiazol-2-yl]-piperidin-1-carbonsäure-allylester;
 4-[4-(4-Tetrazol-1-yl-phenoxy-methyl)-thiazol-2-yl]-piperidin-1-carbonsäure-cyclohexylester;
 4-[4-(2-Fluor-4-methansulfonyl-phenoxy-methyl)-thiazol-2-yl]-piperidin-1-carbonsäure-isopropylester;
 1-Isopropyl-4-[4-(4-tetrazol-1-yl-phenoxy-methyl)-thiazol-2-yl]-piperidin;

1-Propyl-4-[4-(4-tetrazol-1-yl-phenoxy)methyl]-thiazol-2-yl]-piperidin;
 3,3-Dimethyl-1-{4-[4-(4-tetrazol-1-yl-phenoxy)methyl]-thiazol-2-yl]-piperidin-1-yl}-butan-2-on;
 1-Butyl-4-[4-(4-tetrazol-1-yl-phenoxy)methyl]-thiazol-2-yl]-piperidin;
 2-{4-[4-(4-Tetrazol-1-yl-phenoxy)methyl]-thiazol-2-yl]-piperidin-1-yl}-1-(4-trifluormethoxy-phenyl)-ethanon;
 1-Methansulfonyl-4-[4-(4-tetrazol-1-yl-phenoxy)methyl]-thiazol-2-yl]-piperidin;
 4-[4-(4-Tetrazol-1-yl-phenoxy)methyl]-thiazol-2-yl]-piperidin-1-carbonsäure-heptylester;
 4-[4-(4-Tetrazol-1-yl-phenoxy)methyl]-thiazol-2-yl]-1-(toluol-4-sulfonyl)-piperidin;
 2-tert-Butoxy-1-{4-[4-(4-tetrazol-1-yl-phenoxy)methyl]-thiazol-2-yl]-piperidin-1-yl}-ethanon;
 5-Ethyl-2-{4-[4-(3-fluor-4-tetrazol-1-yl-phenoxy)methyl]-thiazol-2-yl]-piperidin-1-yl}-pyrimidin;
 2-{4-[4-(2,6-Difluor-4-tetrazol-1-yl-phenoxy)methyl]-thiazol-2-yl]-piperidin-1-yl}-5-ethyl-pyrimidin;
 5-Ethyl-2-{4-[4-(4-pyrrol-1-yl-phenoxy)methyl]-thiazol-2-yl]-piperidin-1-yl}-pyrimidin;
 {2-[1-(5-Ethyl-pyrimidin-2-yl)-piperidin-4-yl]-thiazol-4-ylmethyl}-(4-tetrazol-1-yl-phenyl)-amin;
 2-{4-[4-(2-Fluor-4-tetrazol-1-yl-phenoxy)methyl]-thiazol-2-yl]-piperidin-1-yl}-5-isopropyl-pyrimidin;



5-Ethyl-2-{4-[4-(2-methyl-4-tetrazol-1-yl-phenoxy)methyl]-thiazol-2-yl]-piperidin-1-yl}-pyrimidin;
 5-Chlor-2-{4-[4-(2-chlor-4-tetrazol-1-yl-phenoxy)methyl]-thiazol-2-yl]-piperidin-1-yl}-pyrimidin;
 2-{4-[4-(2-Chlor-4-tetrazol-1-yl-phenoxy)methyl]-thiazol-2-yl]-piperidin-1-yl}-5-trifluormethyl-pyrimidin;
 2-{4-[4-(2-Isopropyl-5-methyl-4-tetrazol-1-yl-phenoxy)methyl]-thiazol-2-yl]-piperidin-1-yl}-5-trifluormethyl-pyrimidine;
 5-Chlor-2-{4-[4-(2-isopropyl-5-methyl-4-tetrazol-1-yl-phenoxy)methyl]-thiazol-2-yl]-piperidin-1-yl}-pyrimidin;
 2-{4-[4-(2-Fluor-4-tetrazol-1-yl-phenoxy)methyl]-thiazol-2-yl]-piperidin-1-yl}-5-trifluormethyl-pyrimidin;
 5-Decyl-2-{4-[4-(4-tetrazol-1-yl-phenoxy)methyl]-thiazol-2-yl]-piperidin-1-yl}-pyrimidin;
 6-Methyl-2-{4-[4-(4-tetrazol-1-yl-phenoxy)methyl]-thiazol-2-yl]-piperidin-1-yl}-pyrimidin-4-carbonsäuremethylester;
 4-Chlor-2-{4-[4-(4-tetrazol-1-yl-phenoxy)methyl]-thiazol-2-yl]-piperidin-1-yl}-pyrimidin;
 2-Chlor-4-{4-[4-(4-tetrazol-1-yl-phenoxy)methyl]-thiazol-2-yl]-piperidin-1-yl}-pyrimidin;
 6-Methyl-2-{4-[4-(4-tetrazol-1-yl-phenoxy)methyl]-thiazol-2-yl]-piperidin-1-yl}-pyrimidin-4-carbonsäure;
 5-Chlor-4,6-difluor-2-{4-[4-(4-tetrazol-1-yl-phenoxy)methyl]-thiazol-2-yl]-piperidin-1-yl}-pyrimidin;
 4-Fluor-2-{4-[4-(4-tetrazol-1-yl-phenoxy)methyl]-thiazol-2-yl]-piperidin-1-yl}-pyrimidin;
 2-Fluor-4-{4-[4-(4-tetrazol-1-yl-phenoxy)methyl]-thiazol-2-yl]-piperidin-1-yl}-pyrimidin;
 2-{4-[4-(4-Tetrazol-1-yl-phenoxy)methyl]-thiazol-2-yl]-piperidin-1-yl}-thiazol-5-carbonsäure-ethylester;
 4-Imidazol-1-yl-6-{4-[4-(4-tetrazol-1-yl-phenoxy)methyl]-thiazol-2-yl]-piperidin-1-yl}-pyrimidin;
 5-Ethyl-2-{4-[4-(6-tetrazol-1-yl-pyridin-3-yloxymethyl)-thiazol-2-yl]-piperidin-1-yl}-pyrimidin;
 5-Methyl-2-{4-[4-(6-tetrazol-1-yl-pyridin-3-yloxymethyl)-thiazol-2-yl]-piperidin-1-yl}-pyrimidin;
 5-Chlor-2-{4-[4-(6-tetrazol-1-yl-pyridin-3-yloxymethyl)-thiazol-2-yl]-piperidin-1-yl}-pyrimidin;
 2-{4-[4-(6-Tetrazol-1-yl-pyridin-3-yloxymethyl)-thiazol-2-yl]-piperidin-1-yl}-5-trifluormethyl-pyrimidin;
 3-Chlor-6-{4-[4-(4-tetrazol-1-yl-phenoxy)methyl]-thiazol-2-yl]-piperidin-1-yl}-pyridazine;
 2-Tetrazol-1-yl-5-{4-[4-(4-tetrazol-1-yl-phenoxy)methyl]-thiazol-2-yl]-piperidin-1-yl}-pyrazin;
 {2-[1-(5-Ethyl-pyrimidin-2-yl)-piperidin-4-yl]-thiazol-4-ylmethyl}-(6-fluor-pyridin-3-yl)-amin;
 2-{4-[4-(2,6-Difluor-4-methansulfonyl-phenoxy)methyl]-thiazol-2-yl]-piperidin-1-yl}-5-ethyl-pyrimidin;
 5-Butyl-2-{4-[4-(4-tetrazol-1-yl-phenoxy)methyl]-thiazol-2-yl]-piperidin-1-yl}-pyrimidin;
 4-(4-{2-[1-(5-Ethyl-pyrimidin-2-yl)-piperidin-4-yl]-thiazol-4-ylmethoxy}-phenyl)-morpholin;
 5-Nitro-2-{4-[4-(4-tetrazol-1-yl-phenoxy)methyl]-thiazol-2-yl]-piperidin-1-yl}-pyrimidin;
 3'-Chlor-4-[4-(4-tetrazol-1-yl-phenoxy)methyl]-thiazol-2-yl]-5'-trifluormethyl-3,4,5,6-tetrahydro-2H-[1,2']bipyridinyl;
 3'-Chlor-4-[4-(2-fluor-4-tetrazol-1-yl-phenoxy)methyl]-thiazol-2-yl]-5'-trifluormethyl-3,4,5,6-tetrahydro-2H-[1,2']bipyridinyl;
 5-Chlor-2-{4-[4-(2-fluor-4-tetrazol-1-yl-phenoxy)methyl]-thiazol-2-yl]-piperidin-1-yl}-pyrimidin;
 3',5'-Dichlor-4-[4-(4-tetrazol-1-yl-phenoxy)methyl]-thiazol-2-yl]-3,4,5,6-tetrahydro-2H-[1,2']bipyridinyl;
 3'-Chlor-4-[4-(4-tetrazol-1-yl-phenoxy)methyl]-thiazol-2-yl]-3,4,5,6-tetrahydro-2H-[1,2']bipyridinyl-5'-carbon-

säureethylester;

5'-Chlor-4-[4-(4-tetrazol-1-yl-phenoxy)methyl]-thiazol-2-yl]-3,4,5,6-tetrahydro-2H-[1,2']bipyridinyl-3'-carbonsäure-methylester;

5-Ethyl-2-{3-methyl-4-[4-(4-tetrazol-1-yl-phenoxy)methyl]-thiazol-2-yl]-piperidin-1-yl}-pyrimidin;

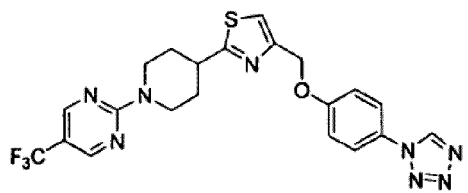
5-Ethyl-2-{4-[4-(2-fluor-4-tetrazol-1-yl-phenoxy)methyl]-thiazol-2-yl]-3-methyl-piperidin-1-yl}-pyrimidin;

5-Chlor-2-{4-[4-(2-fluor-4-tetrazol-1-yl-phenoxy)methyl]-thiazol-2-yl]-3-methyl-piperidin-1-yl}-pyrimidin;

2-{4-[4-(2-Fluor-4-tetrazol-1-yl-phenoxy)methyl]-thiazol-2-yl]-3-methyl-piperidin-1-yl}-5-trifluormethyl-pyrimidin;

5-Ethyl-2-{4-[4-(4-methansulfonyl-benzyloxymethyl)-thiazol-2-yl]-piperidin-1-yl}-pyrimidin;

5-Fluor-2-{4-[4-(2-fluor-4-tetrazol-1-yl-phenoxy)methyl]-thiazol-2-yl]-piperidin-1-yl}-pyrimidin;



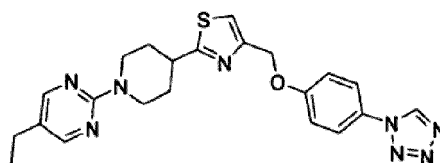
4-(4-[(4-Methansulfonyl-phenyl)-methyl-amino]-methyl)-thiazol-2-yl)-piperidin-1-carbonsäure-tert-butylester; {2-[1-(5-Ethyl-pyrimidin-2-yl)-piperidin-4-yl]-thiazol-4-ylmethyl)-(2-fluor-4-methansulfonyl-phenyl)-methyl-amine;

4-[4-(2-Methylsulfonyl-pyrimidin-5-yl)oxymethyl]-thiazol-2-yl]-piperidin-1-carbonsäure-tert-butylester; und

4[4-(4-Tetrazol-1-yl-phenoxy)methyl]-thiazol-2-yl]-piperidin-1-carbonsäure-allylester;

und pharmazeutisch akzeptierbare Salze und Ester davon, wobei der Begriff "Ester davon" wie in Anspruch 1 definiert zu verstehen ist.

11. Verbindung nach Anspruch 1, die



oder ein pharmazeutisch akzeptierbares Salz davon ist.

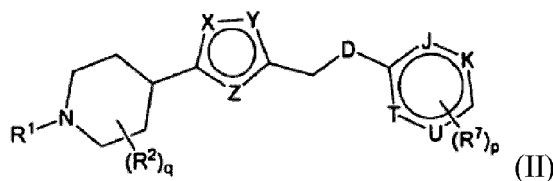
12. Pharmazeutische Zusammensetzung, die einen pharmazeutisch akzeptierbaren Hilfsstoff und eine Verbindung aus Anspruch 1, 10 oder 11 umfasst.

13. Verwendung einer Verbindung 1, 10 oder 11 in der Zubereitung eines Medikaments zur Behandlung einer Krankheit oder eines Befundes, der aus der Gruppe bestehend aus Diabetes Typ 1, Diabetes Typ 2 und Stoffwechselerkrankung ausgewählt ist.

14. Verbindung nach Anspruch 1, 10 oder 11 zur Verwendung bei der Behandlung einer Krankheit oder eines Befundes, der aus der Gruppe bestehend aus Diabetes Typ 1, Diabetes Typ 2 und Stoffwechselerkrankung ausgewählt ist.

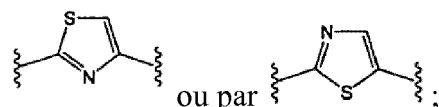
Revendications

1. Composé de formule II :



10 dans lequel

D est choisi dans l'ensemble constitué de O, de S et de NR⁸ ;
le cycle contenant X, Y et Z est représenté par



20 J, K, T et U sont chacun indépendamment choisis dans l'ensemble constitué de CH et de N ;

l'indice p est un nombre entier compris entre 0 et 4 ;

l'indice q est un nombre entier compris entre 0 et 4 ;

25 R¹ représente un groupe choisi dans l'ensemble constitué de H, d'un alkyle en C₁₋₁₀, d'un alkyle substitué en C₁₋₁₀, d'un cycloalkyle en C₃₋₇, d'un alcényle en C₂₋₁₀, d'un alcynyle en C₂₋₁₀, de -X¹-COR^a, de -X¹-CO₂R^a, de -X¹-CONR^aR^b, de SO₂R^a, d'un groupe hétérocyclique à 4 à 7 substituants, d'un groupe aryle et d'un groupe hétéroaryle à 5 à 10 substituants, dans chacun desdits groupe cycloalkyle, groupe hétérocyclo, groupe aryle et groupe hétéroaryle étant éventuellement substitué par 1 à 4 substituants indépendamment choisis parmi un halogéno, un alkyle en C₁₋₁₀, un alkyle substitué en C₁₋₁₀, un cycloalkyle en C₃₋₇, un alcényle en C₂₋₁₀, un alcynyle en C₂₋₁₀, un aryle, un hétéroaryle, CN, -NR^aCOR^b, -NR^aCONR^aR^b, -NO₂, -OR^a, -NR^aR^b, -COR^a, -CO₂R^a, -CONR^aR^b, -S(O)_mR^a, -NR^aS(O)₂R^b et -SO₂NR^aR^b, ou éventuellement R^a et R^b étant combinés pour former un cycle à 4, 5 ou 6 substituants, et X¹ étant choisi dans l'ensemble constitué d'une liaison, d'un alcène en C₂₋₆, d'un alcynyle en C₂₋₆, de -C(O)- et de -C(O)-(CH₂)₁₋₄-, les parties aliphatiques de X¹ étant éventuellement substituées par un à trois éléments choisi parmi un atome d'halogène, un groupe alkyle en C₁₋₄, un alkyle substitué en C₁₋₄ et un halogénoalkyle en C₁₋₄ ;

30 chaque R² représente un élément indépendamment choisi dans l'ensemble constitué d'un halogène, d'un alkyle en C₁₋₅, d'un alkyle substitué en C₁₋₅, d'un cycloalkyle en C₃₋₇, de -COR^a, de -CO₂R^a, de -CONR^aR^b, de -OR^a, de -NR^aR^b, de -NR^aCOR^b, de -SOR^aR^b, de -SO₂R^a et de -SO₂NR^aR^b, et dans lequel, quand l'indice q vaut 2 et que R² représente un groupe alkyle ou un alkyle substitué, les deux éléments R² peuvent éventuellement former un cycle ;

35 chaque R⁷ est indépendamment choisi dans l'ensemble constitué d'un halogéno, d'un alkyle en C₁₋₁₀, d'un alkyle substitué en C₁₋₁₀, d'un cycloalkyle en C₃₋₇, d'un alcényle en C₂₋₁₀, d'un alcynyle en C₂₋₁₀, de CN, de NO₂, de -OR^a, de -NR^aR^b, de -COR^a, de -CO₂R^a, de -CONR^aR^b, de -NR^aCOR^b, de -NR^aCO₂R^b, de -NR^aCONR^aR^b, de -S(O)_mR^a, de -NR^aS(O)_mR^b, de -SO₂NR^aR^b, d'un groupe hétérocyclo à 4 à 7 substituants, d'un aryle et d'un groupe hétéroaryle à 5 à 10 substituants, chacun desdits groupes hétérocyclo, lesdits groupes aryle et hétéroaryle étant éventuellement substitués par un à quatre substituants indépendamment choisis parmi halogéno, oxo, alkyle en C₁₋₄, halogénoalkyle en C₁₋₄, cycloalkyle en C₃₋₇, CN, NO₂, -OR^a, -NR^aR^b, -COR^a, -CO₂R^a, -CONR^aR^b, -NR^aCOR^b, -NR^aCO₂R^b, -NR^aCONR^aR^b, -S(O)_mR^a, -NR^aSO₂R^b et -SO₂NR^aR^b, et l'indice m étant un nombre entier compris entre 0 et 2, ou bien R^a et R^b étant éventuellement combinés pour former un cycle à 4, 5 ou 6 substituants ;

40 R⁸ représente un élément indépendamment choisi dans l'ensemble constitué d'hydrogène, d'un alkyle en C₁₋₄ et d'un halogénoalkyle en C₁₋₄ ;

45 et chaque R^a et R^b est indépendamment choisi dans l'ensemble constitué d'un atome d'hydrogène, d'un groupe alkyle en C₁₋₁₀, d'un halogénoalkyle en C₁₋₁₀, d'un cycloalkyle en C₃₋₁₀, d'un hétérocyclyle, d'un alcényle en C₂₋₁₀, d'un alcynyle en C₂₋₁₀, d'un aryle, d'un hétéroaryle à 5 ou à 6 substituants et d'un arylalkyle en C₁₋₄ ; et les parties aliphatiques de chacun desdits R^a et R^b étant éventuellement substituées par un à trois éléments choisis dans l'ensemble constitué d'halogéno, de -ORⁿ, de -OCORⁿ, de -OC(O)N(Rⁿ)₂, de -SRⁿ, de -S(O)Rⁿ, de -S(O)₂Rⁿ, de -S(O)₂N(Rⁿ)₂, de -NRⁿS(O)₂Rⁿ, de -C(O)N(Rⁿ)₂, de -C(O)Rⁿ, de -NRⁿC(O)Rⁿ, de -NRⁿC(O)N(Rⁿ)₂, de -CO₂Rⁿ, de -NRⁿCO₂Rⁿ, de -CN, de -NO₂, de -N(Rⁿ)₂ et de -NRⁿS(O)₂N(Rⁿ)₂, chaque Rⁿ représentant indépendamment un atome d'hydrogène ou un groupe alkyle non substitué en C₁₋₆ ;

et dans lequel les parties aryle et hétéroaryle sont éventuellement substituées par un à trois éléments choisis parmi un atome d'halogène, -OR^m, -OC(O)N(R^m)₂, -SR^m, -S(O)R^m, -S(O)₂R^m, -S(O)₂N(R^m)₂, -NR^mS(O)₂R^m, -C(O)N(R^m)₂, -C(O)R^m, -NR^mC(O)R^m, -NR^mC(O)N(R^m)₂, -CO₂R^m, -NR^mCO₂R^m, -CN, -NO₂, -N(R^m)₂ et -NR^mS(O)₂N(R^m)₂, chaque R^m représentant indépendamment un atome d'hydrogène ou un alkyle non substitué en

C₁₋₆ ;

et des sels et des esters pharmaceutiquement acceptables de ceux-ci ;

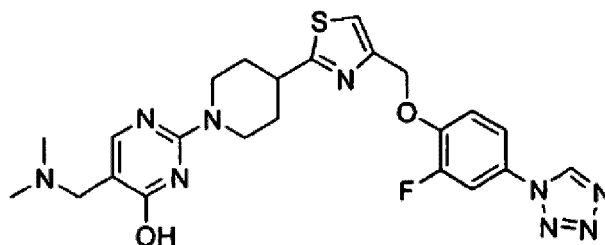
dans lequel la masse moléculaire dudit composé est inférieure à 1 200 ; et dans lequel « ses esters » correspond aux dérivés de type formate, acétate, propionate, butyrate, acrylate et éthylsuccinate des composés de formule II.

2. Composé selon la revendication 1, dans lequel D représente O.
3. Composé selon la revendication 1, dans lequel J, T, K et U représentent tous CH.
4. Composé selon la revendication 3, dans lequel chaque R⁷ est indépendamment choisi dans l'ensemble constitué de fluoro, de chloro, de méthyle, d'éthyle, de -CF₃, de -SO₂ alkyle en C₁₋₃, d'imidazolyle, de triazolyle et de tétrazolyle, et dans lequel l'indice p est un nombre entier valant 1 ou 2.
5. Composé selon la revendication 4, dans lequel chaque R⁷ représente le groupe tétrazolyle.
6. Composé selon l'une quelconque des revendications 1 à 5, dans lequel R¹ est choisi dans l'ensemble constitué de -X¹-COR^a, -X¹CO₂R^a, -X¹-CONR^aR^b, SO₂R^a, les groupes aryle, hétéroaryle, aryle substitué et hétéroaryle substitué.
7. Composé selon la revendication 6, dans lequel R¹ est choisi dans l'ensemble constitué du pyridyle, pyridyle substitué, pyrimidinyle, pyrimidinyle substitué, pyrazinyle, pyrazinyle substitué, pyridazinyle, pyridazinyle substitué, phényle, phényle substitué, imidazolyle, triazolyle, triazolyle substitué, imidazolyle substitué, oxazolyle, oxazolyle substitué, thiazolyle, thiazolyle substitué, oxadiazolyle, oxadiazolyle substitué, tétrazolyle et tétrazolyle substitué.
8. Composé selon la revendication 6, dans lequel R¹ représente une pyridine ou une pyrimidine, qui est éventuellement substituée par un à deux substituants indépendamment choisis parmi halogéno, alkyle en C₁₋₁₀, halogénoalkyle en C₁₋₁₀, cycloalkyle en C₃₋₇, alkényle en C₂₋₁₀, alkynyle en C₂₋₁₀, aryle, hétéroaryle, CN, NO₂, -OR^a, -NR^aR^b, -CO₂R^a, -CONR^aR^b, -NR^aCOR^b, -NR^aCO₂R^b, -S(O)_{mR^a}, -NR^aS(O)₂R^b et -SO₂NR^aR^b.
9. Composé selon la revendication 1, dans lequel J, T et U représentent tous un atome de carbone ; où D représente un atome d'oxygène ; où X représente un atome de soufre, Y un atome de carbone, Z un atome d'azote ; R¹ est choisi dans l'ensemble constitué de pyrimidinyle, de pyrimidinyle substitué, de pyridyle et de pyridyle substitué, chaque R⁷ est indépendamment choisi dans l'ensemble constitué des groupes fluoro et tétrazolyle.
10. Composé selon la revendication 1, choisi dans l'ensemble constitué du tert-butylester d'acide 4-[4-(4-méthanesulfonyl-phénoxyméthyl)-thiazol-2-yl]-pipéridine-1-carboxylique ; du tert-butylester d'acide 4-[4-(4-imidazol-1-yl-phénoxyméthyl)-thiazol-2-yl]-pipéridine-1-carboxylique ; du tert-butylester d'acide 4-[4-(4-acétylamino-phénoxyméthyl)-thiazol-2-yl]-pipéridine-1-carboxylique ; du tert-butylester d'acide 4-[4-(4-méthoxy-benzènesulfonyloxyméthyl)-thiazol-2-yl]-pipéridine-1-carboxylique ; du tert-butylester d'acide 4-[4-(4-[1,2,4]triazol-1-yl-phénoxyméthyl)-thiazol-2-yl]-pipéridine-1-carboxylique ; du tert-butylester d'acide 4-[4-(4-oxo-pyrrolidin-1-yl-phénoxyméthyl)-thiazol-2-yl]-pipéridine-1-carboxylique ; du tert-butylester d'acide 4-[4-(4-tétrazol-1-yl-phénoxyméthyl)-thiazol-2-yl]-pipéridine-1-carboxylique ; du 4-{2-[1-(5-éthyl-pyrimidin-2-yl)-pipéridin-4-yl]-thiazol-4-ylméthoxy}-benzènesulfonamide ; de la 2-{4-[4-(2,6-dichloro-4-méthanesulfonyl-phénoxyméthyl)-thiazol-2-yl]-pipéridin-1-yl}-5-éthyl-pyrimidine ; de la 5-éthyl-2-{4-[4-(3-tétrazol-1-yl-phénoxyméthyl)-thiazol-2-yl]-pipéridin-1-yl}-pyrimidine ; de la 5-éthyl-2-(4-{4-(4-méthyl-tétrazol-1-yl)-phénoxyméthyl)-thiazol-2-yl]-pipéridin-1-yl)-pyrimidine ; de la 5-éthyl-2-(4-{4-(3-méthyl-4-méthylsulfanyl-phénoxyméthyl)-thiazol-2-yl]-pipéridin-1-yl)-pyrimidine ; de la 5-éthyl-2-(4-{4-(4-méthanesulfonyl-3-méthyl-phénoxyméthyl)-thiazol-2-yl]-pipéridin-1-yl)-pyrimidine ; de la 6-{2-[1-(5-éthyl-pyrimidin-2-yl)-pipéridin-4-yl]-thiazol-4-ylméthoxy}-benzo[1,3]oxathiol-2-one ; de la 5-éthyl-2-(4-{4-(4-trifluorométhylsulfanyl-phénoxyméthyl)-thiazol-2-yl]-pipéridin-1-yl)-pyrimidine ; du tert-butylester d'acide 4-[4-(3-fluoro-4-tétrazol-1-yl-phénoxyméthyl)-thiazol-2-yl]-pipéridine-1-carboxylique ; du tert-butylester d'acide 4-[4-(2-fluoro-4-méthanesulfonyl-phénoxyméthyl)-thiazol-2-yl]-pipéridine-1-carboxylique ; du tert-butylester d'acide 4-[4-(2-fluoro-4-tétrazol-1-yl-phénoxyméthyl)-thiazol-2-yl]-pipéridine-1-carboxylique ; de la 5-éthyl-2-(4-{4-(4-trifluorométhanesulfinyl-phénoxyméthyl)-thiazol-2-yl]-pipéridin-1-yl)-pyrimidine ; de l'isopropylester d'acide 4-[4-(4-méthanesulfonyl-phénoxyméthyl)-thiazol-2-yl]-pipéridine-1-carboxylique ; du benzylester d'acide 4-[4-(4-méthanesulfonyl-phénoxyméthyl)-thia-

zol-2-yl]-pipéridine-1-carboxylique ; de l'isobutylester d'acide 4-[4-(4-méthanesulfonyl-phénoxy-méthyl)-thiazol-2-yl]-pipéridine-1-carboxylique ; de l'adamantan-1-ylester d'acide 4-[4-(4-méthanesulfonyl-phénoxy-méthyl)-thiazol-2-yl]-pipéridine-1-carboxylique ; du méthylester d'acide 4-[4-(4-méthanesulfonyl-phénoxy-méthyl)-thiazol-2-yl]-pipéridine-1-carboxylique ; du 4-fluoro-phénylester d'acide 4-[4-(4-méthanesulfonyl-phénoxy-méthyl)-thiazol-2-yl]-pipéridine-1-carboxylique ; du 4-méthoxy-phénylester d'acide 4-[4-(4-méthanesulfonyl-phénoxy-méthyl)-thiazol-2-yl]-pipéridine-1-carboxylique ; du naphthalèn-1-yl ester d'acide 4-[4-(4-méthanesulfonyl-phénoxy-méthyl)-thiazol-2-yl]-pipéridine-1-carboxylique ; de l'isobutylester d'acide 4-[4-(4-tétrazol-1-yl-phénoxy-méthyl)-thiazol-2-yl]-pipéridine-1-carboxylique ; du pentylester d'acide 4-[4-(4-tétrazol-1-yl-phénoxy-méthyl)-thiazol-2-yl]-pipéridine-1-carboxylique ; du fluoroéthylester d'acide 4-[4-(4-tétrazol-1-yl-phénoxy-méthyl)-thiazol-2-yl]-pipéridine-1-carboxylique ; du butylester d'acide 4-[4-(4-tétrazol-1-yl-phénoxy-méthyl)-thiazol-2-yl]-pipéridine-1-carboxylique ; du 2,2-diméthylpropylester d'acide 4-[4-(4-tétrazol-1-yl-phénoxy-méthyl)-thiazol-2-yl]-pipéridine-1-carboxylique ; de l'hexylester d'acide 4-[4-(4-tétrazol-1-yl-phénoxy-méthyl)-thiazol-2-yl]-pipéridine-1-carboxylique ; de l'hexylester d'acide 4-[4-(4-tétrazol-1-yl-phénoxy-méthyl)-thiazol-2-yl]-pipéridine-1-carboxylique ; du 2-éthyl-hexylester d'acide 4-[4-(4-tétrazol-1-yl-phénoxy-méthyl)-thiazol-2-yl]-pipéridine-1-carboxylique ; du 2-benzyloxy-éthylester d'acide 4-[4-(4-tétrazol-1-yl-phénoxy-méthyl)-thiazol-2-yl]-pipéridine-1-carboxylique ; du 2-isopropyl 5-méthylcyclohexylester d'acide 4-[4-(4-tétrazol-1-yl-phénoxy-méthyl)-thiazol-2-yl]-pipéridine-1-carboxylique ; de l'adamantan-1-yl {4-[4-(4-méthanesulfonyl-phénoxy-méthyl)-thiazol-2-yl]-pipéridin-1-yl}-méthanone ; de la {4-[4-(4-méthanesulfonyl-phénoxy-méthyl)-thiazol-2-yl]-pipéridin-1-yl}-pyridin-3-yl-méthanone ; de la 3,3-diméthyl-1-[4-[4-(4-tétrazol-1-yl-phénoxy-méthyl)-thiazol-2-yl]-pipéridin-1-yl]-butan-1-one ; du méthylester d'acide oxo-4-[4-(4-tétrazol-1-yl-phénoxy-méthyl)-thiazol-2-yl]-pipéridin-1-yl]-acétique ; de l'éthylester d'acide 3-oxo-3-[4-[4-(4-tétrazol-1-yl-phénoxy-méthyl)-thiazol-2-yl]-pipéridin-1-yl]-propionique ; de la (4-méthyl-pipérazin-1-yl)-{4-[4-(4-tétrazol-1-yl-phénoxy-méthyl)-thiazol-2-yl]-pipéridin-1-yl}-méthanone ; du diéthylamide d'acide 4-[4-(4-tétrazol-1-yl-phénoxy-méthyl)-thiazol-2-yl]-pipéridine-1-carboxylique ; de l'éthylamide d'acide 4-[4-(4-tétrazol-1-yl-phénoxy-méthyl)-thiazol-2-yl]-pipéridine-1-carboxylique ; de la 2-[4-[4-(4-méthanesulfonyl-phénoxy-méthyl)-thiazol-2-yl]-pipéridin-1-yl]-pyrimidine ; de la 2-[4-[4-(4-méthanesulfonyl-phénoxy-méthyl)-thiazol-2-yl]-pipéridin-1-yl]-4-méthoxy-pyrimidine ; de la 2-[4-[4-(4-méthanesulfonyl-phénoxy-méthyl)-thiazol-2-yl]-pipéridin-1-yl]-4-trifluorométhylpyrimidine ; de la 2-[4-[4-(4-méthanesulfonyl-phénoxy-méthyl)-thiazol-2-yl]-pipéridin-1-yl]-4,6-diméthyl-pyrimidine ; de la 5-éthyl-2-[4-[4-(4-méthanesulfonyl-phénoxy-méthyl)-thiazol-2-yl]-pipéridin-1-yl]-pyrimidine ; de la 5-éthyl-2-[4-[4-(4-tétrazol-1-yl-phénoxy-méthyl)-thiazol-2-yl]-pipéridin-1-yl]-pyrimidine ; de la 5-fluoro-2-[4-[4-(6-tétrazol-1-yl-pyridin-3-yloxy-méthyl)-thiazol-2-yl]-pipéridin-1-yl]-pyrimidine ; de la 5-bromo-2-[4-[4-(4-tétrazol-1-yl-phénoxy-méthyl)-thiazol-2-yl]-pipéridin-1-yl]-pyrimidine ; de la 5-fluoro-2-[4-[4-(4-tétrazol-1-yl-phénoxy-méthyl)-thiazol-2-yl]-pipéridin-1-yl]-pyrimidine ; de la 4,5-dichloro-2-[4-[4-(4-tétrazol-1-yl-phénoxy-méthyl)-thiazol-2-yl]-pipéridin-1-yl]-pyrimidine ; de la 4-chloro-5-méthyl-2-[4-[4-(4-tétrazol-1-yl-phénoxy-méthyl)-thiazol-2-yl]-pipéridin-1-yl]-pyrimidine ; de la 2-chloro-5-méthyl-4-[4-[4-(4-tétrazol-1-yl-phénoxy-méthyl)-thiazol-2-yl]-pipéridin-1-yl]-pyrimidine ; de la 5-(4-chloro-phényl)-2-[4-[4-(4-tétrazol-1-yl-phénoxy-méthyl)-thiazol-2-yl]-pipéridin-1-yl]-pyrimidine ; de la 5-chloro-2-[4-[4-(4-tétrazol-1-yl-phénoxy-méthyl)-thiazol-2-yl]-pipéridin-1-yl]-pyrimidine ; de la 5-heptyl-2-[4-[4-(4-méthanesulfonyl-phénoxy-méthyl)-thiazol-2-yl]-pipéridin-1-yl]-pyrimidine ; de la 2-[4-[4-(4-méthanesulfonyl-phénoxy-méthyl)-thiazol-2-yl]-pipéridin-1-yl]-5-pentyl-pyrimidine ; de la 5-heptyl-2-[4-[4-(4-tétrazol-1-yl-phénoxy-méthyl)-thiazol-2-yl]-pipéridin-1-yl]-pyrimidine ; de la 5-pentyl-2-[4-[4-(4-tétrazol-1-yl-phénoxy-méthyl)-thiazol-2-yl]-pipéridin-1-yl]-pyrimidine ; de la 5-méthyl-2-[4-[4-(4-tétrazol-1-yl-phénoxy-méthyl)-thiazol-2-yl]-pipéridin-1-yl]-pyrimidine ; de la 5-(4-méthoxy-phényl)-2-[4-[4-(4-tétrazol-1-yl-phénoxy-méthyl)-thiazol-2-yl]-pipéridin-1-yl]-pyrimidine ; de la 5-propyl-2-[4-[4-(4-tétrazol-1-yl-phénoxy-méthyl)-thiazol-2-yl]-pipéridin-1-yl]-pyrimidine ; de la 5-méthoxy-2-[4-[4-(4-tétrazol-1-yl-phénoxy-méthyl)-thiazol-2-yl]-pipéridin-1-yl]-pyrimidine ; du 5'-méthyl-4-[4-[4-(4-tétrazol-1-yl-phénoxy-méthyl)-thiazol-2-yl]-3,4,5,6-tétrahydro-2H-[1,2']bipyridinyle ; de la 4-[4-4-tétrazol-1-yl-phénoxy-méthyl)-thiazol-2-yl]-5',6"-bis-trifluorométhyl-3,4,5,6-tétrahydro-2H-[1,2',6',2"]terpyridine ; du 4-[4-[4-(4-tétrazol-1-yl-phénoxy-méthyl)-thiazol-2-yl]-5'-trifluorométhyl-3,4,5,6-tétrahydro-2H-[1,2'] bipyridinyle ; du 4-[4-[4-(4-tétrazol-1-yl-phénoxy-méthyl)-thiazol-2-yl]-3,4,5,6-tétrahydro-2H-[1,2'] bipyridinyle-5'-carbaldéhyde ; de la 1-(3-isopropyl-[1,2,4]oxadiazol-5-yl)-4-[4-(4-méthanesulfonyl-phénoxy-méthyl)-thiazol-2-yl]-pipéridine ; du 2-[4-[4-(4-méthanesulfonyl-phénoxy-méthyl)-thiazol-2-yl]-pipéridin-1-yl]-benzo-oxazole ; du 4-[4-(4-méthanesulfonyl-phénoxy-méthyl)-thiazol-2-yl]-5'-trifluorométhyl-3,4,5,6-tétrahydro-2H-[1,2']bipyridinyle ; de la 5-éthyl-2-[4-[4-(2-fluoro-4-méthanesulfonyl-phénoxy-méthyl)-thiazol-2-yl]-pipéridin-1-yl]-pyrimidine ; de la 5-éthyl-2-[4-[4-(2-fluoro-4-tétrazol-1-yl-phénoxy-méthyl)-thiazol-2-yl]-pipéridin-1-yl]-pyrimidine ; du tert-butylester d'acide 4-[4-(4-méthanesulfonyl-phénoxy-méthyl)-thiazol-2-yl]-4-méthyl-pipéridine-1-carboxylique ; du tert-butylester d'acide 4-[4-(4-méthanesulfonyl-phénoxy-méthyl)-5-méthyl-thiazol-2-yl]-pipéridine-1-carboxylique ; du tert-butylester d'acide 4-[4-[1-(4-méthanesulfonyl-phénoxy)-éthyl]-5-méthyl-thiazol-2-yl]-pipéridine-1-carboxylique ; du tert-butylester d'acide 4-hydroxy-4-[4-(4-méthylsulfanyl-phénoxy-méthyl)-thiazol-2-yl]-pipéridine-1-carboxylique ; du tert-butylester d'acide 4-hydroxy-4-[4-(4-méthanesulfonyl-phénoxy-méthyl)-thiazol-2-yl]-pipéridine-1-carboxylique ; du tert-butylester d'acide 4-fluoro-4-[4-(4-méthanesulfonyl-phénoxy-méthyl)-thiazol-2-yl]-pipéridine-1-carboxylique ; de la 5-éthyl-2-[4-fluoro-4-[4-(4-méthanesulfonyl-phénoxy-méthyl)-thiazol-2-yl]-pipéridin-1-yl] pyrimidine ; du tert-butyles-

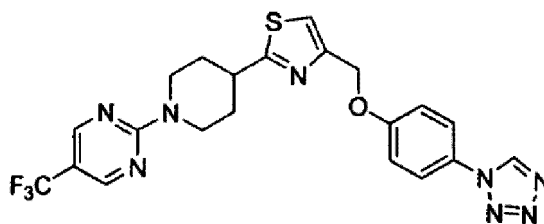
ter d'acide 4-fluoro-4-[5-(4-méthanesulfonyl-phénoxy-méthyl)-thiazol-2-yl]-pipéridine-1-carboxylique ; de la 5-éthyl-2-[4-fluoro-4-[5-(4-méthanesulfonyl-phénoxy-méthyl)-thiazol-2-yl]-pipéridin-1-yl]-pyrimidine ; du tert-butylester d'acide 4-[4-[6-fluoro-pyridin-3-ylamino)-méthyl]-thiazol-2-yl]-pipéridine-1-carboxylique ; de la 1-(3-isopropyl-[1,2,4]oxadiazol-5-yl)-4-[4-(4-tétrazol-1-yl-phénoxy-méthyl)-thiazol-2-yl]-pipéridine ; de la 1-(3-éthyl-[1,2,4]oxadiazol-5-yl)-4-[4-(4-tétrazol-1-yl-phénoxy-méthyl)-thiazol-2-yl]-pipéridine ; de la 1-(3-cyclopropyl-[1,2,4]oxadiazol-5-yl)-4-[4-(4-tétrazol-1-yl-phénoxy-méthyl)-thiazol-2-yl]-pipéridine ; de la 4-[4-(4-tétrazol-1-yl-phénoxy-méthyl)-thiazol-2-yl]-1-(3-trifluorométhyl-[1,2,4]oxadiazol-5-yl)-pipéridine ; du 4-[4-(4-tétrazol-1-yl-phénoxy-méthyl)-thiazol-2-yl]-pipéridine-1-amide d'acide carboxylique ; du 4-[4-(4-tétrazol-1-yl-phénoxy-méthyl)-thiazol-2-yl]-pipéridine-1-carboxamide ; du tert-butylester d'acide 3-[4-(4-tétrazol-1-yl-phénoxy-méthyl)-thiazol-2-yl]-azétidine-1-carboxylique ; du tert-butylester d'acide 3-[4-(4-tétrazol-1-yl-phénoxy-méthyl)-thiazol-2-yl]-pyrrolidine-1-carboxylique ; de la 5-éthyl-2-[3-[4-(4-fluoro-4-tétrazol-1-yl-phénoxy-méthyl)-thiazol-2-yl]-pyrrolidin-1-yl]-pyrimidine ; du tert-butylester d'acide 3-[4-(4-tétrazol-1-yl-phénoxy-méthyl)-thiazol-2-yl]-pipéridine-1-carboxylique ; de la 5-éthyl-2-[3-[4-(4-tétrazol-1-yl-phénoxy-méthyl)-thiazol-2-yl]-pipéridin-1-yl]-pyrimidine ; du tert-butylester d'acide 4-[4-(4-méthanesulfonyl-benzyloxy-méthyl)-thiazol-2-yl]-pipéridine-1-carboxylique ; de la 2-[4-[4-(4-tétrazol-1-yl-phénoxy-méthyl)-thiazol-2-yl]-pipéridin-1-yl]-pyrimidin-5-ylamine ; du N-(2-[4-[4-(4-tétrazol-1-yl-phénoxy-méthyl)-thiazol-2-yl]-pipéridin-1-yl]-pyrimidin-5-yl)-acétamide ; du tert-butylester d'acide 4-[4-(4-tétrazol-1-yl-phénoxy-carbamoyl)-thiazol-2-yl]-pipéridine-1-carboxylique ; du tert-butylester d'acide 4-[4-(4-trifluorométhanesulfonyl-phénoxy-méthyl)-thiazol-2-yl]-pipéridine-1-carboxylique ; du tert-butylester d'acide 4-[4-(4-trifluorométhanesulfinyl-phénoxy-méthyl)-thiazol-2-yl]-pipéridine-1-carboxylique ; du tert-butylester d'acide 4-[4-(2,6-difluoro-4-tétrazol-1-yl-phénoxy-méthyl)-thiazol-2-yl]-pipéridine-1-carboxylique ; du tert-butylester d'acide 4-[4-(4-pyrrol-1-yl-phénoxy-méthyl)-thiazol-2-yl]-pipéridine-1-carboxylique ; du tert-butylester d'acide 4-[4-(4-tétrazol-1-yl-phénylamino)-méthyl]-thiazol-2-yl]-pipéridine-1-carboxylique ; de la 2-[4-[4-(3-chloro-4-tétrazol-1-yl-phénoxy-méthyl)-thiazol-2-yl]-pipéridin-1-yl]-5-éthyl-pyrimidine ; du N-(4-[2-[1-(5-éthyl-pyrimidin-2-yl)-pipéridin-4-yl]-thiazol-4-ylméthoxy]-phényl)-formamide ; du N-(4-[2-[1-(5-éthyl-pyrimidin-2-yl)-pipéridin-4-yl]-thiazol-4-ylméthoxy]-phényl)-méthanesulfonamide ; du tert-butylester d'acide 4-[4-(2-méthyl-4-tétrazol-1-yl-phénoxy-méthyl)-thiazol-2-yl]-pipéridine-1-carboxylique ; de la 5-éthyl-2-[4-[4-(4-tétrazol-1-yl-2-trifluorométhyl-phénoxy-méthyl)-thiazol-2-yl]-pipéridin-1-yl]-pyrimidine ; de la 2-[4-[4-(2-chloro-4-tétrazol-1-yl-phénoxy-méthyl)-thiazol-2-yl]-pipéridin-1-yl]-5-éthyl-pyrimidine ; du tert-butylester d'acide 4-[4-(2,6-difluoro-4-propionyl-phénoxy-méthyl)-thiazol-2-yl]-pipéridine-1-carboxylique ; du tert-butylester d'acide 4-[4-(4-acétyl-2-fluoro-phénoxy-méthyl)-thiazol-2-yl]-pipéridine-1-carboxylique ; du tert-butylester d'acide 4-[4-(4-cyano-2-fluoro-phénoxy-méthyl)-thiazol-2-yl]-pipéridine-1-carboxylique ; du tert-butylester d'acide 4-[4-(6-tétrazol-1-yl-pyridin-3-yl-oxy-méthyl)-thiazol-2-yl]-pipéridine-1-carboxylique ; du tert-butylester d'acide 4-[4-(4-[1,2,3]triazol-1-yl-phénoxy-méthyl)-thiazol-2-yl]-pipéridine-1-carboxylique ; du tert-butylester d'acide 4-[4-(4-éthoxycarbonyl-phénoxy-méthyl)-thiazol-2-yl]-pipéridine-1-carboxylique ; du tert-butylester d'acide 4-[4-(4-tert-butoxycarbonylamino-phénoxy-méthyl)-thiazol-2-yl]-pipéridine-1-carboxylique ; du tert-butylester d'acide 4-[4-(4-carboxy-phénoxy-méthyl)-thiazol-2-yl]-pipéridine-1-carboxylique ; du tert-butylester d'acide 4-[4-(2,6-difluoro-4-méthanesulfonyl-phénoxy-méthyl)-thiazol-2-yl]-pipéridine-1-carboxylique ; du tert-butylester d'acide 4-[4-(4-morpholin-4-yl-phénoxy-méthyl)-thiazol-2-yl]-pipéridine-1-carboxylique ; du tert-butylester d'acide 4-[4-(4-trifluorométhylsulfanyl-phénoxy-méthyl)-thiazol-2-yl]-pipéridine-1-carboxylique ; du tert-butylester d'acide 4-[4-(4-benzyloxy-phénoxy-méthyl)-thiazol-2-yl]-pipéridine-1-carboxylique ; du tert-butylester d'acide 4-[4-(2-acétylamino-4-méthanesulfonyl-phénoxy-méthyl)-thiazol-2-yl]-pipéridine-1-carboxylique ; du tert-butylester d'acide 4-[4-phénoxy-méthyl)-thiazol-2-yl]-pipéridine-1-carboxylique ; du tert-butylester d'acide 4-[4-(4-méthanesulfonyl-phénylamino)-méthyl]-thiazol-2-yl]-pipéridine-1-carboxylique ; de l'isopropylester d'acide 4-[4-[2-fluoro-4-méthanesulfonyl-phénylamino)-méthyl]-thiazol-2-yl]-pipéridine-1-carboxylique ; du tert-butylester d'acide 4-[4-(4-bromo-phénoxy-méthyl)-thiazol-2-yl]-pipéridine-1-carboxylique ; de la {2-[1-(5-éthyl-pyrimidin-2-yl)-pipéridin-4-yl]-thiazol-4-ylméthyl)-(2-fluoro-4-méthanesulfonyl-phényl)-amine ; du tert-butylester d'acide 4-[4-[(4-méthanesulfonyl-benzylamino)-méthyl]-thiazol-2-yl]-pipéridine-1-carboxylique ; du tert-butylester d'acide 4-(4-[(1-(4-méthanesulfonyl-phényl)-éthylamino)-méthyl]-thiazol-2-yl]-pipéridine-1-carboxylique ; du tert-butylester d'acide 3-méthyl-4-[4-(4-tétrazol-1-yl-phénoxy-méthyl)-thiazol-2-yl]-pipéridine-1-carboxylique ; du tert-butylester d'acide 4-[4-(2-fluoro-4-tétrazol-1-yl-phénoxy-méthyl)-thiazol-2-yl]-3-méthyl-pipéridine-1-carboxylique ; de l'allylester d'acide 4-[4-(2-fluoro-4-tétrazol-1-yl-phénoxy-méthyl)-thiazol-2-yl]-pipéridine-1-carboxylique ; du cyclohexylester d'acide 4-[4-(4-tétrazol-1-yl-phénoxy-méthyl)-thiazol-2-yl]-pipéridine-1-carboxylique ; de l'isopropylester d'acide 4-[4-(2-fluoro-4-méthanesulfonyl-phénoxy-méthyl)-thiazol-2-yl]-pipéridine-1-carboxylique ; de la 1-isopropyl-4-[4-(4-tétrazol-1-yl-phénoxy-méthyl)-thiazol-2-yl]-pipéridine ; de la 1-propyl-4-[4-(4-tétrazol-1-yl-phénoxy-méthyl)-thiazol-2-yl]-pipéridine ; de la 3,3-diméthyl-1-[4-[4-(4-tétrazol-1-yl-phénoxy-méthyl)-thiazol-2-yl]-pipéridin-1-yl]-butan-2-one ; de la 1-butyl-4-[4-(4-tétrazol-1-yl-phénoxy-méthyl)-thiazol-2-yl]-pipéridine ; de la 2-[4-(4-tétrazol-1-yl-phénoxy-méthyl)-thiazol-2-yl]-1-(4-trifluorométhoxy-phényl)-éthanone ; de la 1-méthanesulfonyl-4-[4-(4-tétrazol-1-yl-phénoxy-méthyl)-thiazol-2-yl]-pipéridine ; de l'heptylester d'acide 4-[4-(4-tétrazol-1-yl-phénoxy-méthyl)-thiazol-2-yl]-pipéridine-1-carboxylique ; de la 4-[4-(4-tétrazol-1-yl-phénoxy-méthyl)-thiazol-2-yl]-1-(toluène-4-sulfonyl)-pipéridine ; de la 2-tert-butoxy-1-[4-[4-(4-tétrazol-1-yl-phénoxy-méthyl)-thiazol-2-yl]-pipéridin-1-yl]-éthanone ; de la

5-éthyl-2-{4-[4-(3-fluoro-4-tétrazol-1-yl-phénoxy-méthyl)-thiazol-2-yl]-pipéridin-1-yl}-pyrimidine ; de la 2-{4-[4-(2,6-difluoro-4-tétrazol-1-yl-phénoxy-méthyl)-thiazol-2-yl]-pipéridin-1-yl}-5-éthyl-pyrimidine ; de la 5-éthyl-2-{4-[4-(4-pyrrol-1-yl-phénoxy-méthyl)-thiazol-2-yl]-pipéridin-1-yl}-pyrimidine ; de la {2-[1-(5-éthyl-pyrimidin-2-yl)-pipéridin-4-yl]-thiazol-4-yl-méthyl}-[4-tétrazol-1-yl-phényl]-amine ; de la 2-{4-[4-(4-fluoro-4-tétrazol-1-yl-phénoxy-méthyl)-thiazol-2-yl]-pipéridin-1-yl}-5-isopropyl-pyrimidine ;



de la 5-éthyl-2-{4-[4-(2-méthyl-4-tétrazol-1-yl-phénoxy-méthyl)-thiazol-2-yl]-pipéridin-1-yl}-pyrimidine ; de la 5-chloro-2-{4-[4-(2-chloro-4-tétrazol-1-yl-phénoxy-méthyl)-thiazol-2-yl]-pipéridin-1-yl}-pyrimidine ; de la 2-{4-[4-(2-chloro-4-tétrazol-1-yl-phénoxy-méthyl)-thiazol-2-yl]-pipéridin-1-yl}-5-trifluorométhyl-pyrimidine ; de la 2-{4-[4-(2-isopropyl-5-méthyl-4-tétrazol-1-yl-phénoxy-méthyl)-thiazol-2-yl]-pipéridin-1-yl}-5-trifluorométhyl-pyrimidine ; de la 5-chloro-2-{4-[4-(2-isopropyl-5-méthyl-4-tétrazol-1-yl-phénoxy-méthyl)-thiazol-2-yl]-pipéridin-1-yl}-pyrimidine ; de la 2-{4-[4-(2-fluoro-4-tétrazol-1-yl-phénoxy-méthyl)-thiazol-2-yl]-pipéridin-1-yl}-5-trifluorométhyl-pyrimidine ; de la 5-décyl-2-{4-[4-(4-tétrazol-1-yl-phénoxy-méthyl)-thiazol-2-yl]-pipéridin-1-yl}-pyrimidine ; du méthylester d'acide 6-méthyl-2-{4-[4-(4-tétrazol-1-yl-phénoxy-méthyl)-thiazol-2-yl]-pipéridin-1-yl}-pyrimidine 4-carboxylique ; de la 4-chloro-2-{4-[4-(4-tétrazol-1-yl-phénoxy-méthyl)-thiazol-2-yl]-pipéridin-1-yl}-pyrimidine ; de la 2-chloro-4-{4-[4-(4-tétrazol-1-yl-phénoxy-méthyl)-thiazol-2-yl]-pipéridin-1-yl}-pyrimidine ; de l'acide 6-méthyl-2-{4-[4-(4-tétrazol-1-yl-phénoxy-méthyl)-thiazol-2-yl]-pipéridin-1-yl}-pyrimidine 4-carboxylique ; de la 5-chloro-4,6-difluoro-2-{4-[4-(4-tétrazol-1-yl-phénoxy-méthyl)-thiazol-2-yl]-pipéridin-1-yl}-pyrimidine ; de la 4-fluoro-2-{4-[4-(4-tétrazol-1-yl-phénoxy-méthyl)-thiazol-2-yl]-pipéridin-1-yl}-pyrimidine ; de la 2-fluoro-4-{4-[4-(4-tétrazol-1-yl-phénoxy-méthyl)-thiazol-2-yl]-pipéridin-1-yl}-pyrimidine ; de l'éthylester d'acide 2-{4-[4-(4-tétrazol-1-yl-phénoxy-méthyl)-thiazol-2-yl]-pipéridin-1-yl}-thiazole-5-carboxylique ; de la 4-imidazol-1-yl-6-{4-[4-(4-tétrazol-1-yl-phénoxy-méthyl)-thiazol-2-yl]-pipéridin-1-yl}-pyrimidine ; de la 5-éthyl-2-{4-[4-(6-tétrazol-1-yl-pyridin-3-yloxy-méthyl)-thiazol-2-yl]-pipéridin-1-yl}-pyrimidine ; de la 5-méthyl-2-{4-[4-(6-tétrazol-1-yl-pyridin-3-yloxy-méthyl)-thiazol-2-yl]-pipéridin-1-yl}-pyrimidine ; de la 5-chloro-2-{4-[4-(6-tétrazol-1-yl-pyridin-3-yloxy-méthyl)-thiazol-2-yl]-pipéridin-1-yl}-pyrimidine ; de la 2-{4-[4-(6-tétrazol-1-yl-pyridin-3-yloxy-méthyl)-thiazol-2-yl]-pipéridin-1-yl}-5-trifluorométhyl-pyrimidine ; de la 3-chloro-6-{4-[4-(4-tétrazol-1-yl-phénoxy-méthyl)-thiazol-2-yl]-pipéridin-1-yl}-pyridazine ; de la 2-tétrazol-1-yl-5-{4-[4-(4-tétrazol-1-yl-phénoxy-méthyl)-thiazol-2-yl]-pipéridin-1-yl}-pyrazine ; de la {2-[1-(5-éthyl-pyrimidin-2-yl)-pipéridin-4-yl]-thiazol-2-yl-méthyl}-[6-(fluoro-pyridin-3-yl)-amine] ; de la 2-{4-[4-(2,6-difluoro-4-méthanesulfonyl-phénoxy-méthyl)-thiazol-2-yl]-pipéridin-1-yl}-5-éthyl-pyrimidine ; de la 5-butyl-2-{4-[4-(4-tétrazol-1-yl-phénoxy-méthyl)-thiazol-2-yl]-pipéridin-1-yl}-pyrimidine ; de la 4-(4-{2-[1-(5-éthyl-pyrimidin-2-yl)-pipéridin-4-yl]-thiazol-4-yl-méthoxy}-phényl)-morpholine ; de la 5-nitro-2-{4-[4-(4-tétrazol-1-yl-phénoxy-méthyl)-thiazol-2-yl]-pipéridin-1-yl}-pyrimidine ; du 3'-chloro-4-[4-(4-tétrazol-1-yl-phénoxy-méthyl)-thiazol-2-yl]-5'-trifluorométhyl-3,4,5,6-tétrahydro-2H-[1,2']bipyridinyle ; du 3'-chloro-4-[4-(2-fluoro-4-tétrazol-1-yl-phénoxy-méthyl)-thiazol-2-yl]-5'-trifluorométhyl-3,4,5,6-tétrahydro-2H-[1,2']bipyridinyle ; de la 5-chloro-2-{4-[4-(2-fluoro-4-tétrazol-1-yl-phénoxy-méthyl)-thiazol-2-yl]-pipéridin-1-yl}-pyrimidine ; du 3',5'-dichloro-4-[4-(4-tétrazol-1-yl-phénoxy-méthyl)-thiazol-2-yl]-3,4,5,6-tétrahydro-2H-[1,2']bipyridinyle ; de l'éthylester d'acide 3'-chloro-4-[4-(4-tétrazol-1-yl-phénoxy-méthyl)-thiazol-2-yl]-3,4,5,6-tétrahydro-2H-[1,2']bipyridinyle-5'-carboxylique ; du méthylester d'acide 5'-chloro-4-[4-(4-tétrazol-1-yl-phénoxy-méthyl)-thiazol-2-yl]-3,4,5,6-tétrahydro-2H-[1,2']bipyridinyle-3'-carboxylique ; de la 5-éthyl-2-{3-méthyl-4-[4-(4-tétrazol-1-yl-phénoxy-méthyl)-thiazol-2-yl]-pipéridin-1-yl}-pyrimidine ; de la 5-éthyl-2-{4-[4-(2-fluoro-4-tétrazol-1-yl-phénoxy-méthyl)-thiazol-2-yl]-3-méthyl-pipéridin-1-yl}-pyrimidine ; de la 5-chloro-2-{4-[4-(2-fluoro-4-tétrazol-1-yl-phénoxy-méthyl)-thiazol-2-yl]-3-méthyl-pipéridin-1-yl}-5-trifluorométhyl-pyrimidine ; de la 5-éthyl-2-{4-[4-(4-méthanesulfonyl-benzyloxy-méthyl)-thiazol-2-yl]-pipéridin-1-yl}-pyrimidine ; de la 5-fluoro-2-{4-[4-(2-fluoro-4-tétrazol-1-yl-phénoxy-méthyl)-thiazol-2-yl]-pipéridin-1-yl}-pyrimidine ;

5

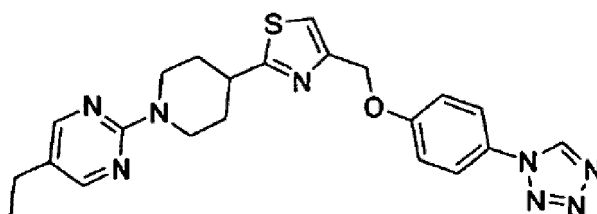


10 du tert-butylester d'acide 4-(4-[[4-méthanesulfonyl-phényl]-méthyl-amino]-méthyl)-thiazol-2-yl)-piperidine-1-carboxylique ; de la {2-[1-(5-éthyl-pyrimidin-2-yl)-pipéridin-4-yl]-thiazol-4-ylméthyl}-(2-fluoro-4-méthanesulfonyl-phényl)-méthyl-amine ; du tert-butylester d'acide 4-[4-(2-méthylsulfanyl-pyrimidin-5-yloxyméthyl)-thiazol-2-yl]-pipéridine-1-carboxylique ; et de l'allylester d'acide 4-[4-(4-tétrazol-1-yl-phénoxy-méthyl)-thiazol-2-yl]-pipéridine-1-carboxylique ; et leurs sels et leurs esters pharmaceutiquement acceptables, la désignation « leurs esters » étant conforme à la revendication 1.

15

11. Composé selon la revendication 1, qui est représenté par :

20



25

ou un sel pharmaceutiquement acceptable de cette molécule.

30 12. Composition pharmaceutique contenant un excipient pharmaceutiquement acceptable et un composé conforme aux revendications 1, 10 ou 11.

35 13. Emploi d'un composé conforme aux revendications 1, 10 ou 11 lors de la préparation d'un médicament permettant de traiter une maladie ou un état choisi dans l'ensemble constitué du diabète de type I, du diabète de type II et du syndrome métabolique.

35

40 14. Composé selon les revendications 1, 10 ou 11, qu'on utilise dans le traitement d'une maladie ou d'un état choisi dans l'ensemble constitué du diabète de type I, du diabète de type II et du syndrome métabolique.

40

45

50

55

Tissue map of rat IC-GPCR2

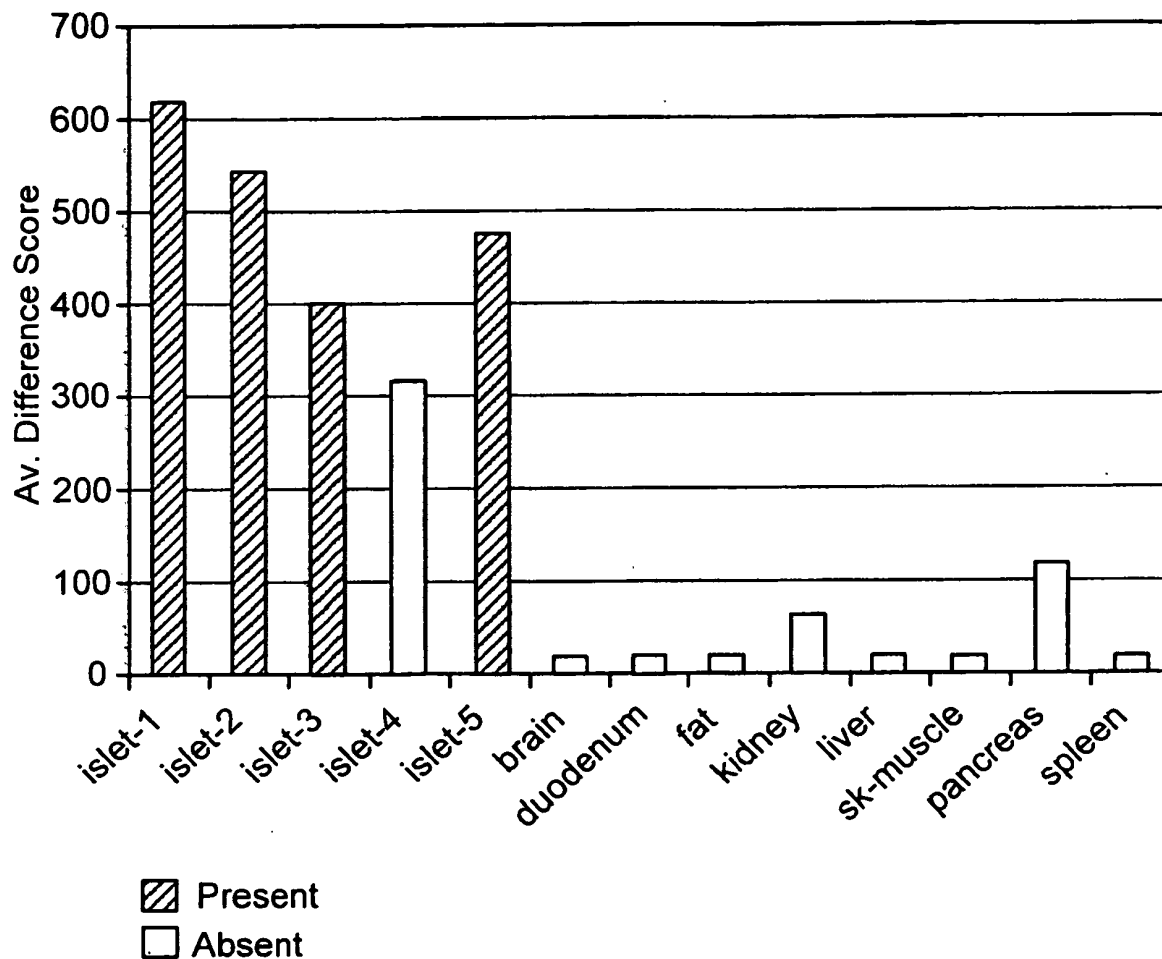


FIG. 1

Tissue Map of mouse IC-GPCR2

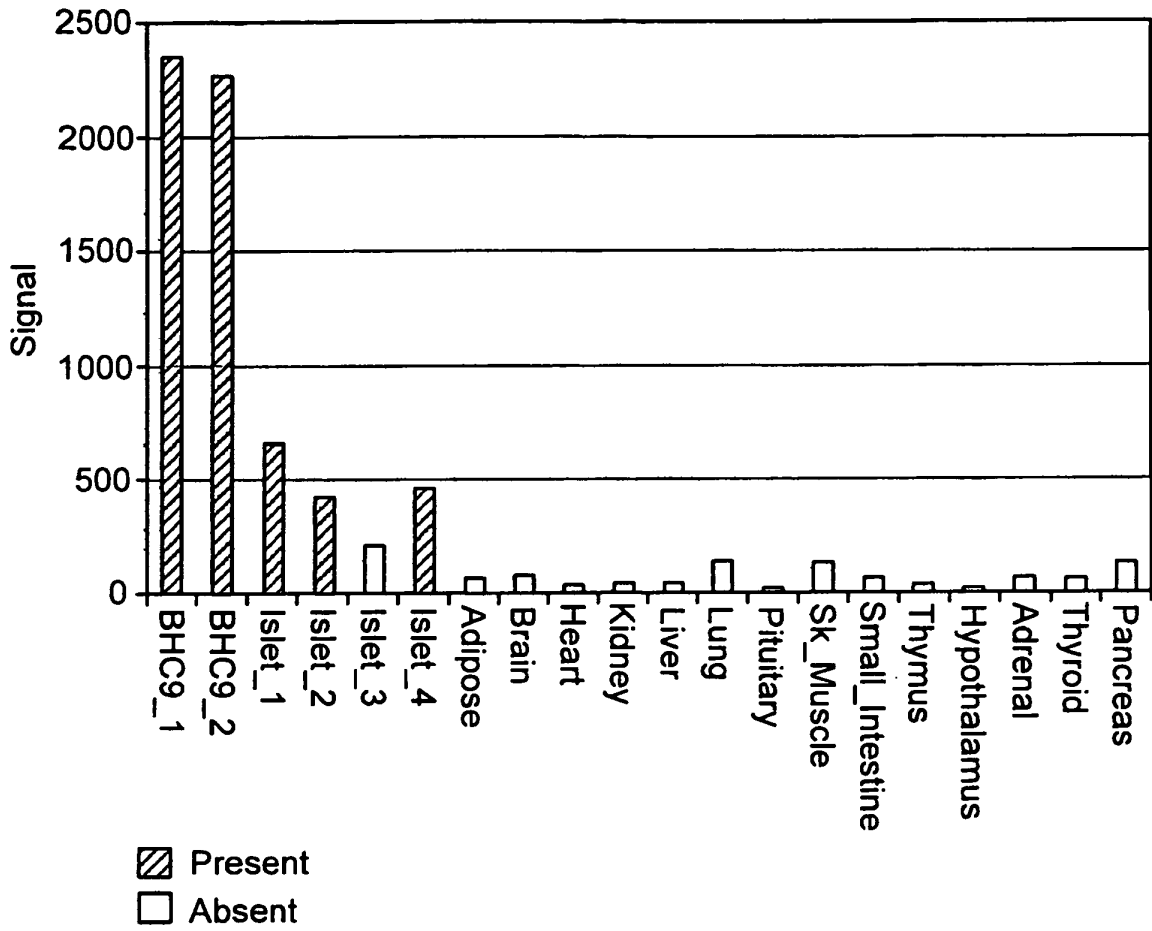
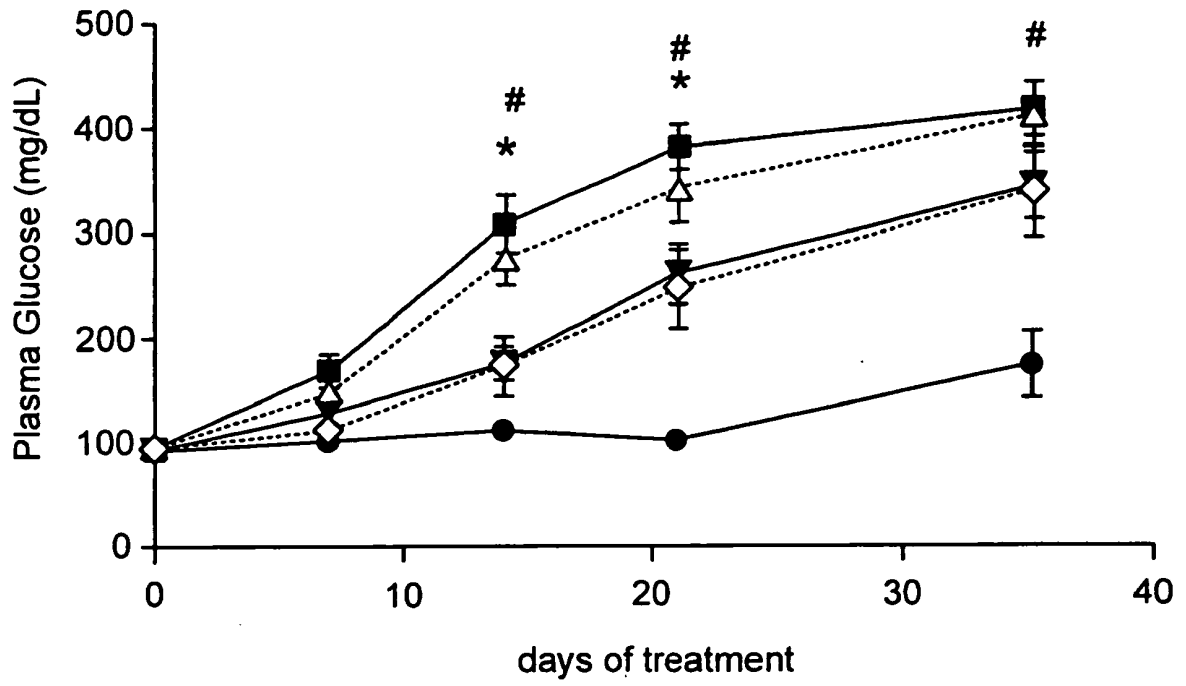


FIG. 2



- Chow Vehicle
- HFD Vehicle
- △ HFD Agonist 2 10mg/kg
- ▼ HFD Agonist 2 30mg/kg
- ◇ HFD Agonist 2 100mg/kg

FIG. 3

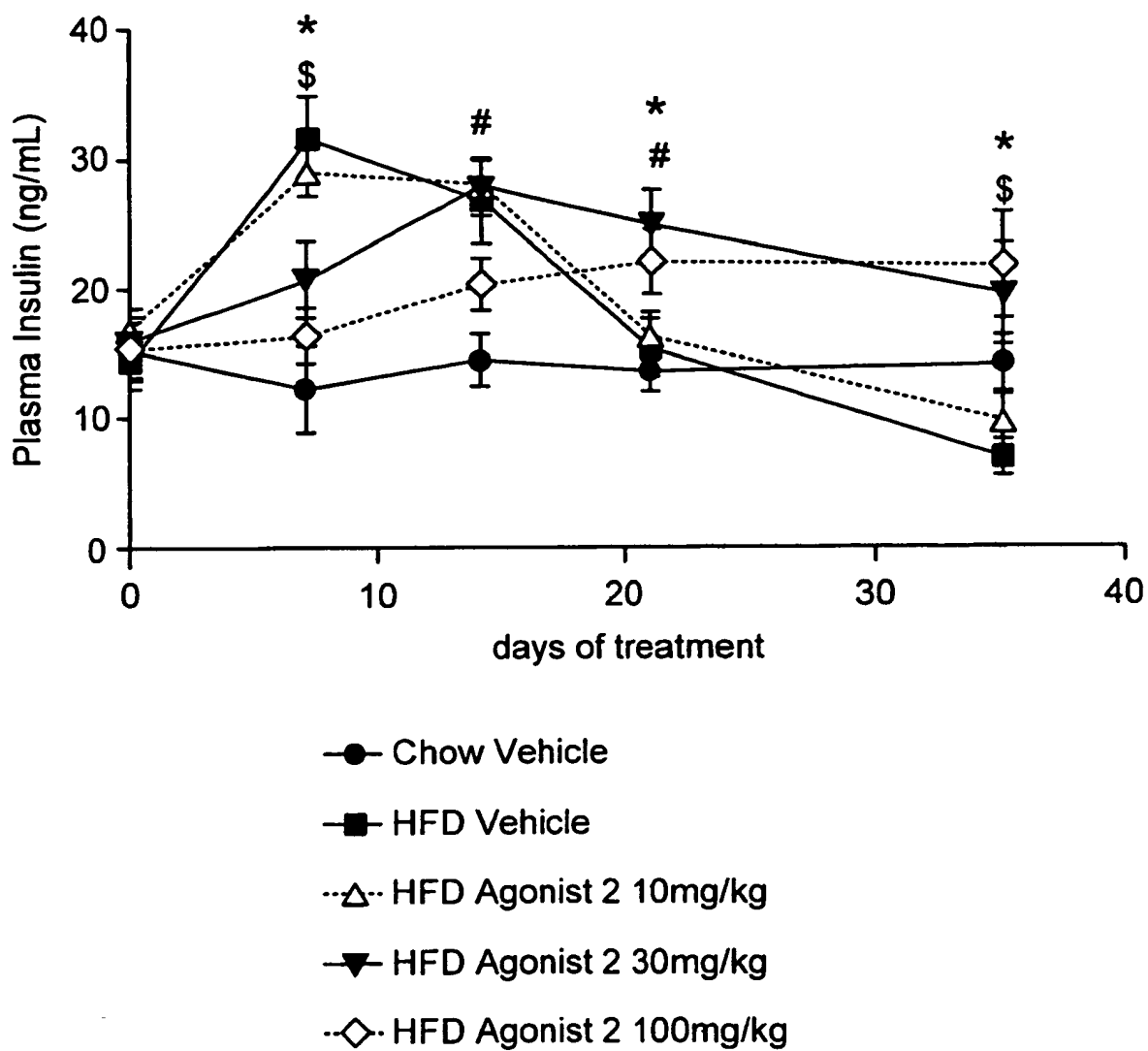
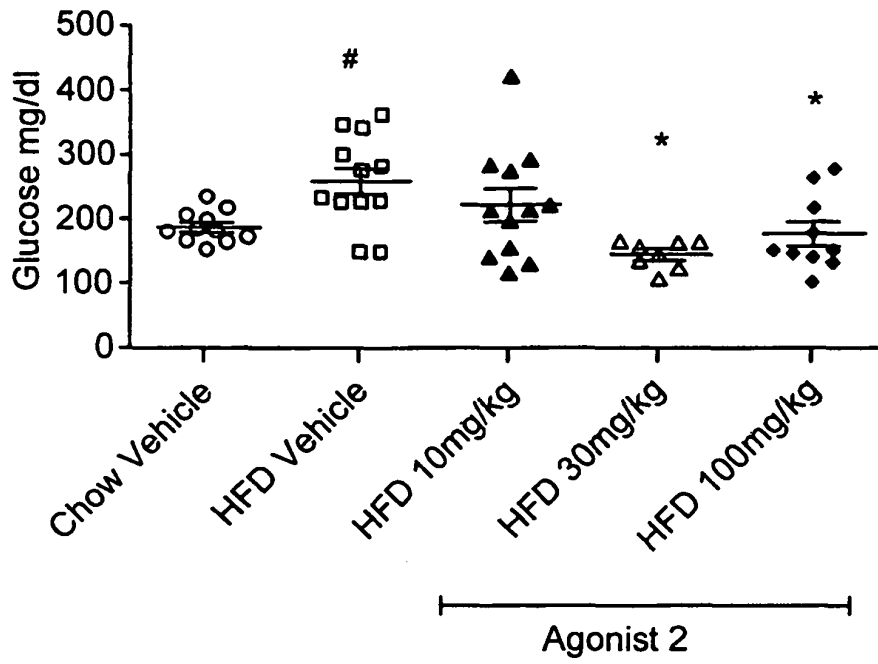


FIG. 4

Day 28 Fasted Plasma Glucose levels



Day 28 Fasted Plasma insulin levels

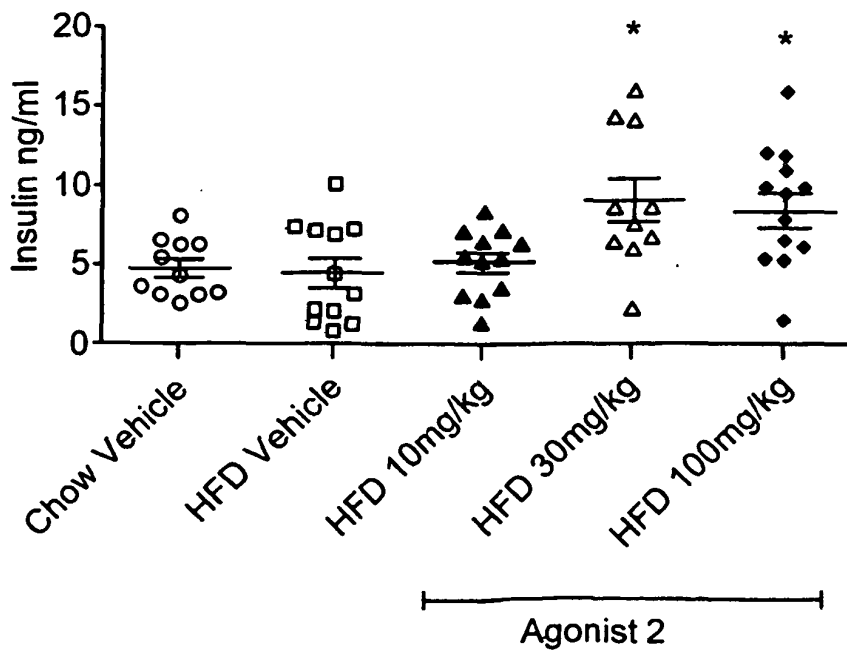


FIG. 5

REFERENCES CITED IN THE DESCRIPTION

This list of references cited by the applicant is for the reader's convenience only. It does not form part of the European patent document. Even though great care has been taken in compiling the references, errors or omissions cannot be excluded and the EPO disclaims all liability in this regard.

Patent documents cited in the description

- US 5013556 A, Woodle [0235]
- US 3845770 A [0235]
- US 3916899 A [0235]
- US 3536809 A [0235]
- US 3598123 A [0235]
- US 4008719 A [0235]
- US 20060135501 A1 [0290]

Non-patent literature cited in the description

- **KAHN SE.** *Am. J. Med.*, 2000, vol. 108 (6a), 2S-8S [0002]
- **KAHN BB.** *Cell*, 1998, vol. 92, 593-596 [0004]
- **CAVAGHAN MK et al.** *J. Clin. Invest.*, 2000, vol. 106, 329-333 [0004]
- **SALTIEL AR.** *Cell*, 2001, vol. 104, 517-529 [0004]
- **PRENTKI M ; NOLAN CJ.** *J Clin Invest.*, 2006, vol. 116, 1802-1812 [0004]
- **KAHN SE.** *J. Clin. Endocrinol. Metab.*, 2001, vol. 86, 4047-4058 [0004]
- *J.A.M.A.*, 1999, vol. 281, 2005-2012 [0004]
- **LEVY J et al.** *Diabetes Med.*, 1998, vol. 15, 290-296 [0004]
- **ZHOU YP et al.** *J Biol Chem*, 2003, vol. 278, 51316-23 [0004]
- **BELL GI ; POLONSKY KS.** *Nature*, 2001, vol. 414, 788-791 [0004]
- **SAXENA R et al.** *Science*, 26 April 2007 [0004]
- **VALGERDUR STEINTHORSDOTTIR et al.** *Nature Genetics*, 26 April 2007 [0004]
- **THORENS B.** *Mol Membr Biol.*, October 2001, vol. 18 (4), 265-73 [0005]
- **MATSCHINSKY FM.** *Curr Diab Rep.*, June 2005, vol. 5 (3), 171-6 [0005]
- **GLOYN AL et al.** *J Biol Chem.*, 25 January 2005, vol. 280 (14), 14105-13 [0005]
- **GUERTIN KR ; GRIMSBY J.** *Curr Med Chem.*, 2006, vol. 13 (15), 1839-43 [0005]
- **MATSCHINSKY FM et al.** *Diabetes*, January 2006, vol. 55 (1), 1-12 [0005]
- **ASHCROFT FM ; GRIBBLE FM.** *Diabetologia*, 1999, vol. 42, 903-919 [0006]
- **SEINO S.** *Annu Rev Physiol.*, 1999, vol. 61, 337-362 [0006]
- **RENDELL M.** *Drugs*, 2004, vol. 64 (12), 1339-58 [0006]
- **BLICKLE JF.** *Diabetes Metab.*, April 2006, vol. 32 (2), 113-20 [0006]
- **HANSEN JB.** *Curr Med Chem.*, 2006, vol. 13 (4), 361-76 [0006]
- **HENQUIN, J. C.** *Diabetes*, 2004, vol. 53, S48-S58 [0006]
- **GILON P ; HENQUIN JC.** *Endocr Rev.*, October 2001, vol. 22 (5), 565-604 [0007]
- **FILIPSSON K et al.** *Diabetes*, September 2001, vol. 50 (9), 1959-69 [0007]
- **YAMADA H et al.** *Regul Pept.*, 15 December 2004, vol. 123 (1-3), 147-53 [0007]
- **QADER SS et al.** *Am J Physiol Endocrinol Metab.*, May 2007, vol. 292 (5), 1447-55 [0007]
- *Medical Physiology.* Lippincott, Williams and Wilkins, 2003 [0008]
- **DRUCKER DJ.** *J Clin Invest.*, January 2007, vol. 117 (1), 24-32 [0009]
- **HANSOTIA T et al.** *J Clin Invest.*, 21 December 2006, vol. 117 (1), 143-52 [0009]
- **GONZALEZ C et al.** *Expert Opin Investig Drugs*, August 2006, vol. 15 (8), 887-95 [0009]
- **NAUCK MA et al.** *J. Clin. Invest.*, 1993, vol. 91, 301-307 [0009]
- **ELAHI D et al.** *Regul. Pept.*, 1994, vol. 51, 63-74 [0009]
- **MENEILLY GS et al.** *Diabetes Care*, January 1993, vol. 16 (1), 110-4 [0009]
- **VILSBOLL T et al.** *Diabetes*, vol. 50, 609-613 [0010]
- **BRUBAKER P.** *Ann N Y Acad Sci.*, July 2006, vol. 1070, 10-26 [0010]
- **REIMANN F et al.** *Diabetes*, December 2006, vol. 55 (2), S78-S85 [0010]
- **REIMANN, F. et al.** *Diabetes*, December 2006, vol. 55 (2), S78-S85 [0010]
- **FARILLA L et al.** *Endocrinology*, November 2002, vol. 143 (11), 4397-408 [0011]
- **FARILLA L et al.** *Endocrinology*, December 2003, vol. 144 (12), 5149-58 [0011]
- **LI Y et al.** *J Biol Chem.*, 03 January 2003, vol. 278 (1), 471-8 [0011]
- **FRIEDRICHSEN BN et al.** *J Endocrinol.*, March 2006, vol. 188 (3), 481-92 [0011]
- **KIM MJ et al.** *J Endocrinol.*, March 2006, vol. 188 (3), 623-33 [0011]

- **HUSSAIN MA et al.** *Mol Cell Biol.*, October 2006, vol. 26 (20), 7747-59 [0011]
- **FURMAN B ; PYNE N.** *Curr Opin Investig Drugs*, October 2006, vol. 7 (10), 898-905 [0012]
- **HAN P et al.** *J Biol Chem.*, 06 August 1999, vol. 274 (32), 22337-44 [0012]
- **HARND AHL L et al.** *J Biol Chem.*, 04 October 2002, vol. 277 (40), 37446-55 [0012]
- **WALZ HA et al.** *J Endocrinol.*, June 2006, vol. 189 (3), 629-41 [0012]
- **CHOI YH et al.** *J Clin Invest.*, December 2006, vol. 116 (12), 3240-51 [0012]
- **CANTIN LD et al.** *Bioorg Med Chem Lett.*, 15 May 2007, vol. 17 (10), 2869-73 [0012]
- **HATAKEYAMA H et al.** *J Physiol.*, 15 January 2006, vol. 570, 271-82 [0013]
- **GROMADA J et al.** *Diabetes*, January 1998, vol. 47 (1), 57-65 [0013]
- **KASHIMA Y et al.** *J Biol Chem.*, 11 October 2001, vol. 276 (49), 46046-53 [0013]
- **SHIBASAKI T et al.** *J Biol Chem.*, 27 February 2004, vol. 279 (9), 7956-61 [0013]
- **HOLZ GG.** *Diabetes*, January 2004, vol. 53 (1), 5-13 [0013]
- **MIURAY ; MATSUI H.** *Am. J. Physiol Endocrinol. Metab.*, 2003, vol. 285, E1001-E1009 [0014]
- **THORENS B et al.** *Diabetes*, 1993, vol. 42, 1678-1682 [0014]
- **J. MARCH.** *Advanced Organic Chemistry.* John Wiley and Sons, 1992 [0112]
- **T HIGUCHI ; V STELLA.** *Pro-drugs as Novel Delivery Systems.* A.C.S. Symposium Series, vol. 14 [0114]
- *Bioreversible Carriers in Drug Design.* American Pharmaceutical Association and Pergamon Press, 1987 [0114]
- *Handbook of Pharmaceutical Salts Properties, Selection, and Use.* 2002 [0115]
- **T.W. GREENE ; P.G. WUTS.** *Protective Groups in Organic Chemistry.* Wiley, 1991 [0122]
- **HARRISON ; HARRISON et al.** *Compendium of Synthetic Organic Methods.* John Wiley and Sons, 1971, vol. 1-8 [0122]
- **REAVEN GM, J.** *Basic & Clin. Phys. & Pharm.*, 1998, vol. 9, 387-406 [0134]
- **FLIE J.** *Ann Rev. Med.*, 1983, vol. 34, 145-60 [0134]
- *The Expert Committee on the Diagnosis and Classification of Diabetes Mellitus.* *Diabetes Care*, 1999, vol. 2 (1), 5-19 [0138]
- *Cardiovascular diseases.* **KAPLAN RM et al.** *Health and Human Behavior.* McGraw-Hill, 1993, 206-242 [0141]
- **BARRETT-CONNER E.** *Epidemol. Rev.*, 1989, vol. 11, 172-181 [0156]
- **KNOWLER et al.** *Am. J. Clin. Nutr.*, 1991, vol. 53, 1543-1551 [0156]
- *Remington's Pharmaceutical Sciences.* Mack Publishing Company, 1985 [0224]
- **LANGER.** *Science*, 1990, vol. 249, 1527-1533 [0224]
- **FINGL et al.** *The Pharmacological Basis of Therapeutics.* 1975 [0240]
- **TURNER N et al.** *Prog. Drug Res.*, 1998, vol. 51, 33-94 [0244]
- **HAFFNER S.** *Diabetes Care*, 1998, vol. 21, 160-178 [0244]
- *Diabetes Reviews.* 1997, vol. 5 [0244]
- **MAHLER R.** *J. Clin. Endocrinol. Metab.*, 1999, vol. 84, 1165-71 [0244]
- *Diabetes Care*, 1998, vol. 21, 87-92 [0244]
- *Endocrinology and Metabolism.* Mosby-Year Book, Inc, 1997 [0244]
- **CHIASSON J et al.** *Ann. Intern. Med.*, 1994, vol. 121, 928-935 [0244]
- **CONIFF R et al.** *Clin. Ther.*, 1997, vol. 19, 16-26 [0244]
- **CONIFF R et al.** *Am. J. Med.*, 1995, vol. 98, 443-451 [0244]
- **IWAMOTO Y et al.** *Diabet. Med.*, 1996, vol. 13, 365-370 [0244]
- **KWITEROVICH P.** *Am. J. Cardiol*, 1998, vol. 82 (12A), 3U-17U [0244]
- **KF HUBNER et al.** *Clinical Positron Emission Tomography.* Mosby Year Book, 1992 [0253]
- **STILL ; KAHN ; MITRA.** *J. Org. Chem.*, 1978, vol. 43, 2923 [0260]