



US00D856914S

(12) **United States Design Patent**
Cron et al.

(10) **Patent No.:** **US D856,914 S**

(45) **Date of Patent:** **** Aug. 20, 2019**

(54) **SET OF WHEEL SPOKES FOR A
NON-PNEUMATIC TIRE**

(71) Applicant: **Compagnie Generale des
Etablissements Michelin,**
Clermont-Ferrand (FR)

(72) Inventors: **Steven M. Cron,** Simpsonville, SC
(US); **Ryan Michael Gaylo,**
Simpsonville, SC (US)

(73) Assignee: **Compagnie Generale des
Etablissements Michelin,**
Clermont-Ferrand (FR)

(**) Term: **15 Years**

(21) Appl. No.: **29/616,676**

(22) Filed: **Sep. 7, 2017**

(51) **LOC (12) Cl.** **12-15**

(52) **U.S. Cl.**
USPC **D12/605**

(58) **Field of Classification Search**
USPC D12/501, 567, 604, 605
See application file for complete search history.

(56) **References Cited**

U.S. PATENT DOCUMENTS

4,934,425 A *	6/1990	Gajewski	B60C 7/12 152/323
D350,100 S	8/1994	Van Tuyt		
D362,220 S	9/1995	Van Emburg		
D387,023 S	12/1997	Sato et al.		
D409,954 S	5/1999	Spear		
D417,174 S	11/1999	Lee		
D418,988 S	1/2000	Shilling et al.		
D440,912 S	4/2001	Ratliff, Jr.		
D453,718 S	2/2002	Traulle		

D457,125 S	5/2002	Heinen
D472,873 S	4/2003	Douce
D504,387 S	4/2005	Welbes et al.
D511,740 S	11/2005	Fukunaga
D512,681 S	12/2005	Maxwell
D515,023 S	2/2006	Fukunaga
D524,240 S	7/2006	Ochi
D554,051 S	10/2007	Iwabuchi

(Continued)

Primary Examiner — Robert M. Spear

(74) *Attorney, Agent, or Firm* — John Steckler Schwab

(57) **CLAIM**

The ornamental design for a set of wheel spokes for a non-pneumatic tire, as shown and described.

DESCRIPTION

FIG. 1 is a front left elevation view of set of wheel spokes for a non-pneumatic tire showing our new design, it being understood that the broken lines form no part of the claimed design;

FIG. 2 is a left rear perspective view thereof, it being understood that the broken lines form no part of the claimed design;



FIG. 3 is a right elevation view thereof, it being understood that the broken lines form no part of the claimed design;

FIG. 4 is a right rear perspective view thereof, it being understood that the broken lines form no part of the claimed design;

FIG. 5 is a rear elevation view thereof, it being understood that the broken lines form no part of the claimed design; and, FIG. 6 is a section view taken along line 6-6 in FIG. 5, it being understood that the broken lines form no part of the claimed design.

The broken line showing of portions of a set of wheel spokes for a non-pneumatic tire depicts environment and forms no part of the claim.

1 Claim, 6 Drawing Sheets



(56)

References Cited

U.S. PATENT DOCUMENTS

D591,220	S	4/2009	Minagawa	
D597,929	S	8/2009	Diensthuber et al.	
D630,566	S	1/2011	Ebel et al.	
D634,700	S *	3/2011	Ebel	D12/546
D651,163	S	12/2011	Shimizu et al.	
D668,205	S	10/2012	Ebel et al.	
8,434,533	B2 *	5/2013	Albert	B60C 17/06 152/152
D711,309	S	8/2014	Kawakita et al.	
D722,556	S	2/2015	Takei et al.	
D763,785	S *	8/2016	Abe	D12/605
D773,387	S *	12/2016	Martin	D12/605
D777,649	S	1/2017	Ropars et al.	
D782,391	S *	3/2017	Schaedler	B60C 7/10 D12/501
2009/0294000	A1	12/2009	Cron	
2013/0240097	A1 *	9/2013	Cron	B29D 30/02 152/17
2014/0083581	A1 *	3/2014	Schaedler	B60B 9/26 152/5
2016/0046153	A1 *	2/2016	Yoo	B60C 7/10 152/1
2016/0046154	A1 *	2/2016	Kim	B60C 7/14 152/74
2016/0214435	A1 *	7/2016	Schaedler	B60C 7/10
2017/0253084	A1 *	9/2017	Takahashi	B60C 7/26
2017/0297371	A1 *	10/2017	Sportelli	B60C 7/102
2017/0368869	A1 *	12/2017	Cron	B60B 9/26
2017/0368877	A1 *	12/2017	Gaylo	B60C 7/26
2018/0029420	A1 *	2/2018	Kim	B60C 7/14
2018/0037054	A1 *	2/2018	Cron	B60B 9/26
2018/0086142	A1 *	3/2018	Hasegawa	B60C 7/22
2018/0093528	A1 *	4/2018	Schaedler	B60B 15/025

* cited by examiner




FIG. 1




FIG. 2




FIG. 3



FIG. 4

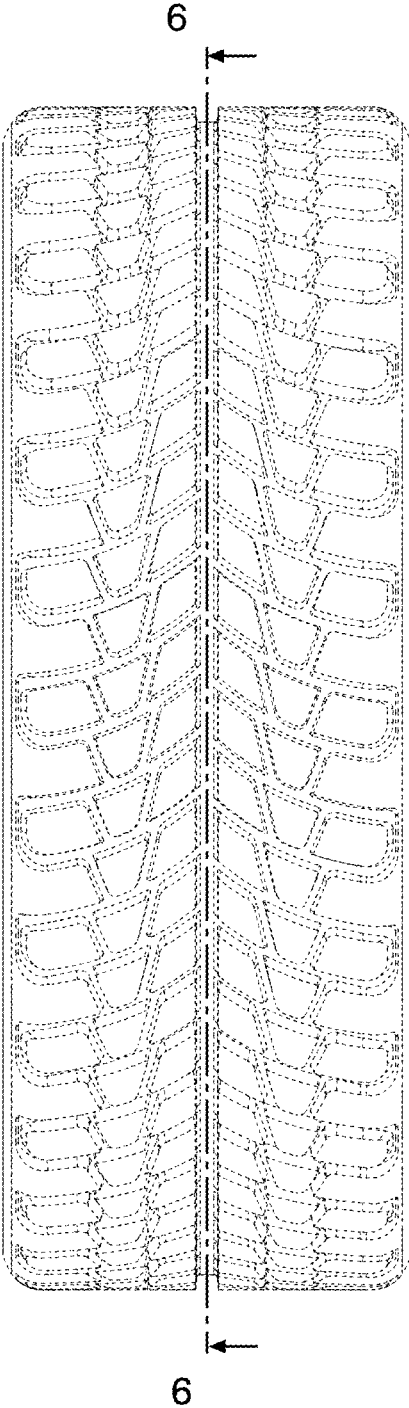


FIG. 5




FIG. 6