



US00D337495S

United States Patent [19]

[11] Patent Number: **Des. 337,495**

Alexander

[45] Date of Patent: **** Jul. 20, 1993**

[54] **CURTAIN ROD**

[76] Inventor: **Addie M. Alexander**, Rt. 1, Box 336, Greensburg, La. 70441

[**] Term: **14 Years**

[21] Appl. No.: **689,613**

[22] Filed: **Apr. 22, 1991**

[52] U.S. Cl. **D8/376; D8/380**

[58] Field of Search **D8/380, 376; 211/105.1-105.4; 16/87.4; 248/250, 57; D6/411**

[56] **References Cited**

U.S. PATENT DOCUMENTS

| | | | | |
|-----------|---------|-------------------|-------|-------------|
| D. 16,054 | 4/1885 | Gould | | D8/376 |
| D. 84,207 | 5/1931 | Smith | | D8/376 |
| 613,542 | 11/1898 | Willbur | | 16/87.4 R X |
| 3,001,754 | 9/1961 | Fowler | | 211/105.3 X |
| 4,824,302 | 4/1989 | Schultheis et al. | | 211/105.3 X |

Primary Examiner—Wallace R. Burke
Assistant Examiner—H. Baynham
Attorney, Agent, or Firm—Leon Gilden

[57] **CLAIM**

The ornamental design for a curtain rod, as shown and described.

DESCRIPTION

FIG. 1 is a front elevational view of the curtain rod showing my new design;

FIG. 2 is a rear elevational view thereof;

FIG. 3 is an enlarged left side elevational view thereof;

FIG. 4 is an enlarged right side elevational view thereof;

FIG. 5 is a top plan view thereof;

FIG. 6 is a bottom plan view thereof; and,

FIG. 7 is a perspective view of the invention showing a use thereof.

The broken line showing of a curtain is for illustrative purposes only and forms no part of the claimed design.

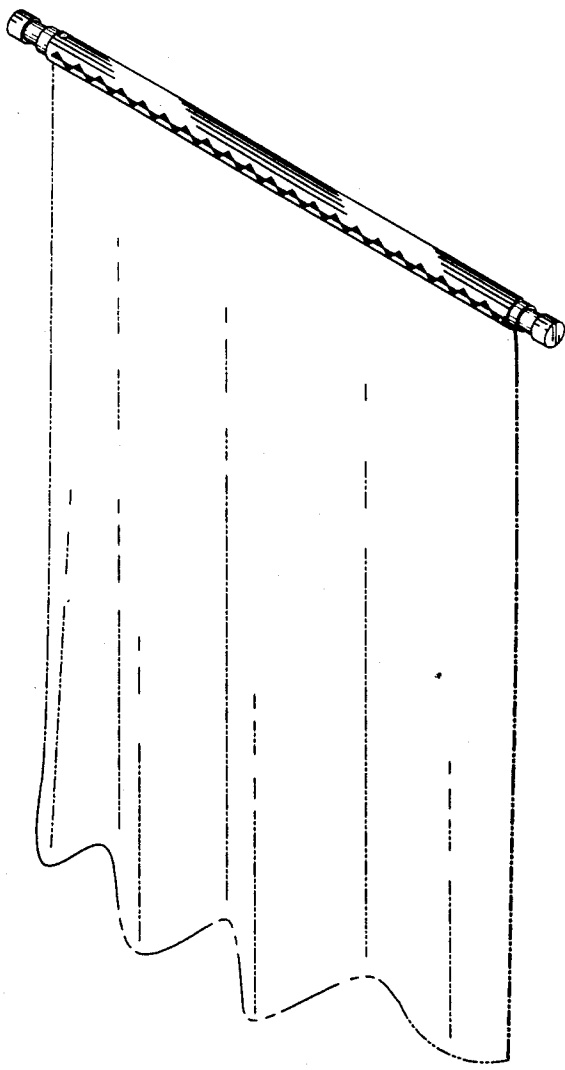


FIG. 1



FIG. 2



FIG. 3

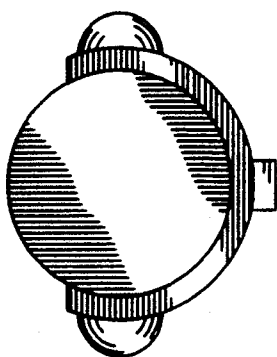


FIG. 4

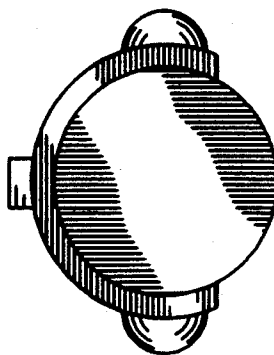


FIG. 5



FIG. 6



FIG. 7

