



US0D1035441S

(12) **United States Design Patent** (10) **Patent No.:** **US D1,035,441 S**
Aboabdo (45) **Date of Patent:** **** Jul. 16, 2024**

(54) **BOTTLE**

(71) Applicant: **Chubby Gorilla, Inc.**, Fullerton, CA (US)

(72) Inventor: **Ibrahiem H. Aboabdo**, Yorba Linda, CA (US)

(73) Assignee: **CHUBBY GORILLA, INC.**, Fullerton, CA (US)

(**) Term: **15 Years**

(21) Appl. No.: **29/776,057**

(22) Filed: **Mar. 26, 2021**

Related U.S. Application Data

(63) Continuation of application No. 29/745,573, filed on Aug. 6, 2020, now Pat. No. Des. 914,502, which is a (Continued)

(51) **LOC (14) Cl.** **09-07**

(52) **U.S. Cl.**
USPC **D9/503; D9/443**

(58) **Field of Classification Search**
USPC D9/434-443, 449, 450, 454, 500-505, D9/516, 523, 529, 541-545, 549-551, (Continued)

(56) **References Cited**

U.S. PATENT DOCUMENTS

D165,034 S 10/1951 Van Sciver
D229,748 S 1/1974 White
(Continued)

OTHER PUBLICATIONS

Chubby Gorilla Aviator Tubes. Online, published date unknown. Retrieved on Nov. 30, 2023 from URL: https://www.liquidbottles.com/products/2070/Chubby-Gorilla-Aviator-Tubes-113mm-Transparent-Black-with-Black-TE-Cap.*

Primary Examiner — Richard Edgar

Assistant Examiner — David Truong

(74) *Attorney, Agent, or Firm* — KNOBBE, MARTENS, OLSON & BEAR LLP

(57) **CLAIM**

The ornamental design for bottle, as shown and described herein.

DESCRIPTION

FIG. 1 is a top perspective view of a first embodiment of a bottle embodying the new design.

FIG. 2 is a bottom perspective view thereof.

FIG. 3 is a front view thereof.

FIG. 4 is a rear view thereof.

FIG. 5 is a first side view thereof.

FIG. 6 is a second side view thereof.

FIG. 7 is a top view thereof.

FIG. 8 is a bottom view thereof.

FIG. 9 is an exploded perspective view thereof.

FIG. 10 is an exploded front view thereof.

FIG. 11 is a top perspective view of a second embodiment of a bottle embodying the new design.

FIG. 12 is a bottom perspective view thereof.

FIG. 13 is a front view thereof.

FIG. 14 is a rear view thereof.

FIG. 15 is a first side view thereof.

FIG. 16 is a second side view thereof.

FIG. 17 is a top view thereof.

FIG. 18 is a bottom view thereof.

FIG. 19 is an exploded perspective view thereof.

FIG. 20 is an exploded front view thereof.

FIG. 21 is a top perspective view of a third embodiment of a bottle embodying the new design.

FIG. 22 is a bottom perspective view thereof.

FIG. 23 is a front view thereof.

FIG. 24 is a rear view thereof.

FIG. 25 is a first side view thereof.

FIG. 26 is a second side view thereof.

FIG. 27 is a top view thereof.

FIG. 28 is a bottom view thereof.

FIG. 29 is an exploded perspective view thereof.

FIG. 30 is an exploded front view thereof.

(Continued)



FIG. 31 is a top perspective view of a fourth embodiment of a bottle embodying the new design.
 FIG. 32 is a bottom perspective view thereof.
 FIG. 33 is a front view thereof.
 FIG. 34 is a rear view thereof.
 FIG. 35 is a first side view thereof.
 FIG. 36 is a second side view thereof.
 FIG. 37 is a top view thereof.
 FIG. 38 is a bottom view thereof.
 FIG. 39 is an exploded perspective view thereof; and,
 FIG. 40 is an exploded front view thereof.
 The broken lines on the middle of the body of the bottle depict symbolic break lines. Any appearance of the bottle between the break lines form no part of the claimed design. The remaining broken lines in the drawings depict environmental subject matter and form no part of the claimed design.

1 Claim, 36 Drawing Sheets

Related U.S. Application Data

continuation of application No. 29/661,407, filed on Aug. 27, 2018, now Pat. No. Des. 892,623.

(58) **Field of Classification Search**

USPC D9/558, 574, 715, 717, 719; D3/201, D3/202, 316; D7/509-511, 300, D7/302-303, 316; D24/107, 121-123, D24/216, 217, 219, 223-226
 CPC B65D 1/00; B65D 1/02; B65D 1/0223; B65D 23/00; B65D 51/32; B65D 2501/00; B65D 2501/0009; B65D 41/04; B65D 2251/023; B65D 41/0485; B65D 41/3428

See application file for complete search history.

(56) **References Cited**

U.S. PATENT DOCUMENTS

D254,241 S * 2/1980 Morin D9/504
 D259,440 S 6/1981 Martin

D260,731 S 9/1981 Sarac
 D264,555 S 5/1982 Rand
 D286,505 S * 11/1986 Okada D9/503
 D287,570 S 1/1987 Olsen
 D299,488 S * 1/1989 Okada D9/503
 D318,728 S 7/1991 Braune
 D327,009 S 6/1992 Poore
 D354,907 S 1/1995 Rosen
 D395,239 S 6/1998 Davis
 5,769,267 A 6/1998 Duynslager
 D432,245 S 10/2000 Stevens
 D435,662 S 12/2000 Stevens
 D435,663 S 12/2000 Stevens
 D435,664 S 12/2000 Stevens
 D436,182 S 1/2001 Stevens
 D436,183 S 1/2001 Stevens
 D590,661 S 4/2009 Kitamura
 D636,683 S 4/2011 Floyd
 D659,848 S * 5/2012 TerMaat D24/224
 D668,778 S 10/2012 Motadel
 D687,304 S 8/2013 Tanner
 D695,061 S * 12/2013 Dunn D7/392.1
 D698,651 S 2/2014 Sommer
 D709,624 S 7/2014 Baum
 D723,181 S 2/2015 Kawamura
 D730,735 S 6/2015 Sommer
 D739,953 S 9/2015 Curry
 D740,438 S 10/2015 Curry
 D749,420 S 2/2016 Kahlau
 D762,115 S * 7/2016 Corvaglia D9/443
 D773,068 S 11/2016 Curry
 D775,726 S * 1/2017 Giancursio, II D24/121
 D779,325 S 2/2017 Vigoureux
 D790,624 S * 6/2017 Matsushita D9/503
 D843,008 S 3/2019 Blaszcak
 D843,216 S 3/2019 Suga
 D844,434 S 4/2019 Toribio
 D850,913 S 6/2019 Ke
 D854,929 S 7/2019 Bacher
 D869,757 S 12/2019 Simon
 D892,623 S 8/2020 Aboabdo
 D893,300 S 8/2020 Aboabdo
 D894,004 S 8/2020 Aboabdo
 D899,254 S 10/2020 Kilduff
 D900,609 S * 11/2020 Block D9/500
 D907,501 S * 1/2021 Aboabdo D9/503
 D942,808 S * 2/2022 Wang D7/392.1
 D989,634 S * 6/2023 Aboabdo D9/712

* cited by examiner

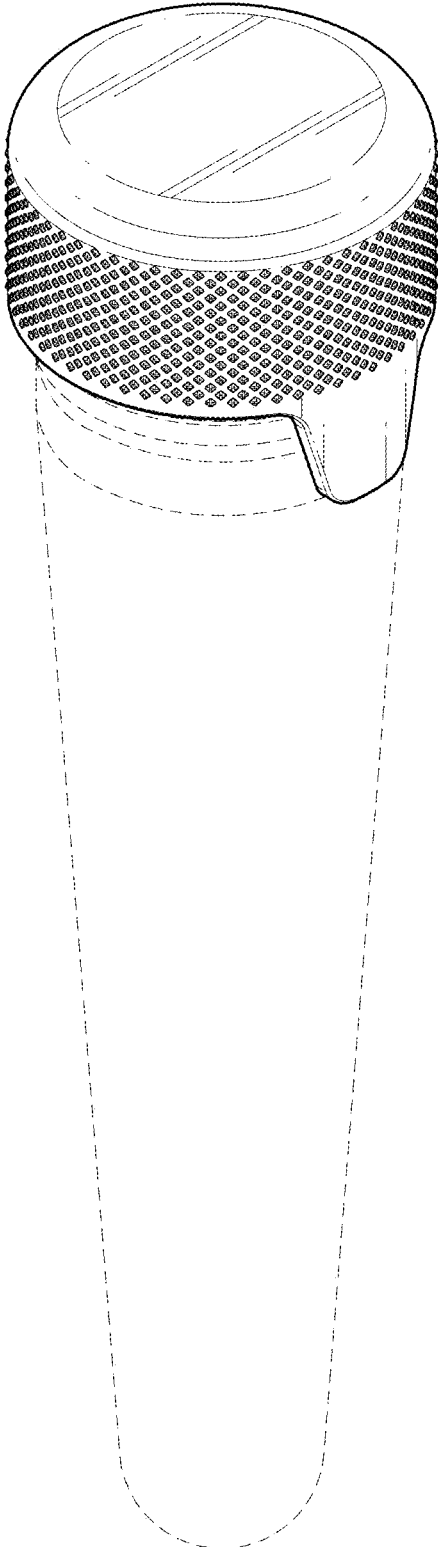


FIG. 1

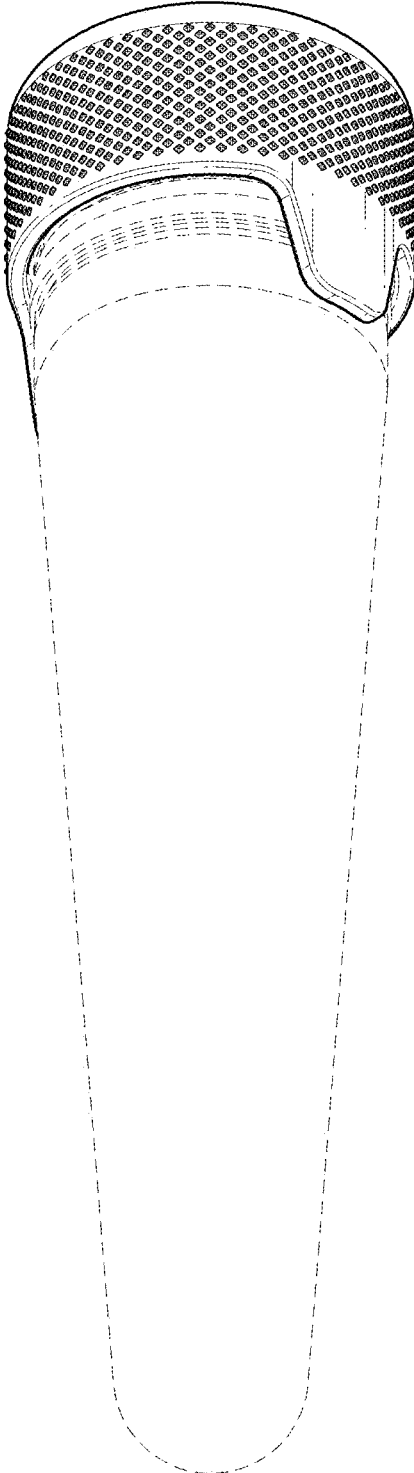


FIG. 2




FIG. 3




FIG. 4

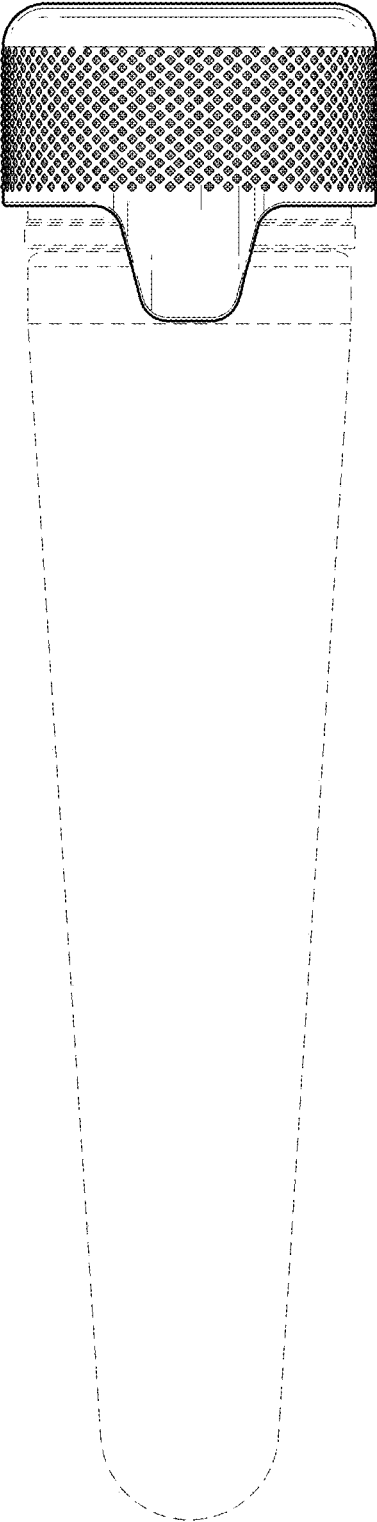


FIG. 5

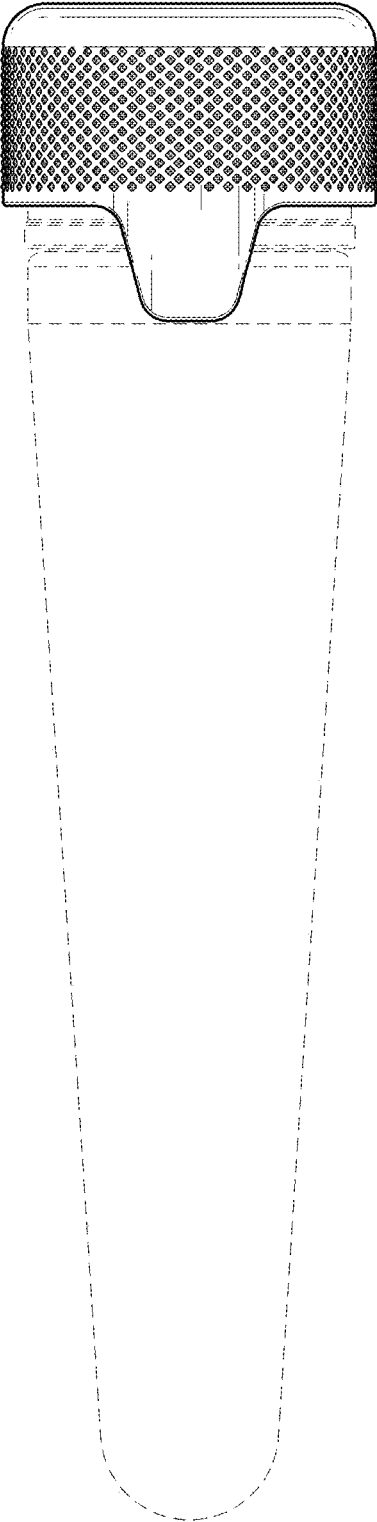


FIG. 6

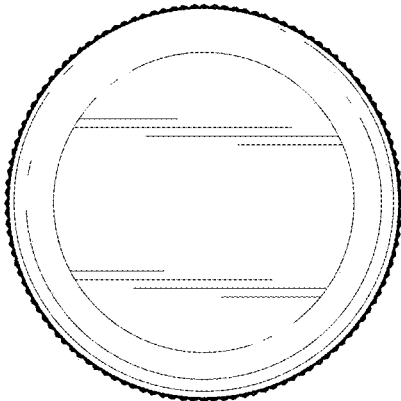


FIG. 7

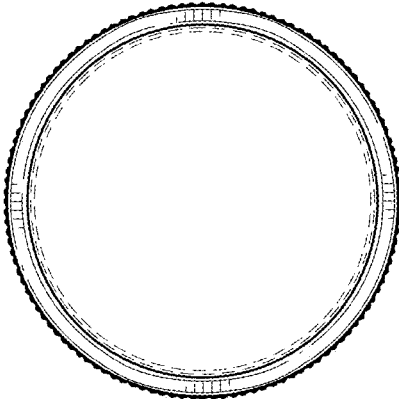


FIG. 8

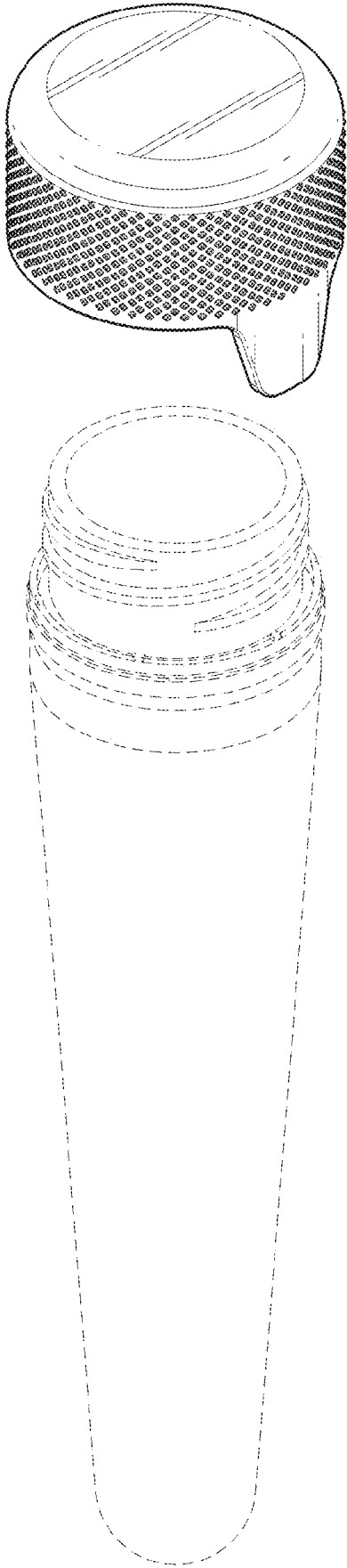


FIG. 9




FIG. 10

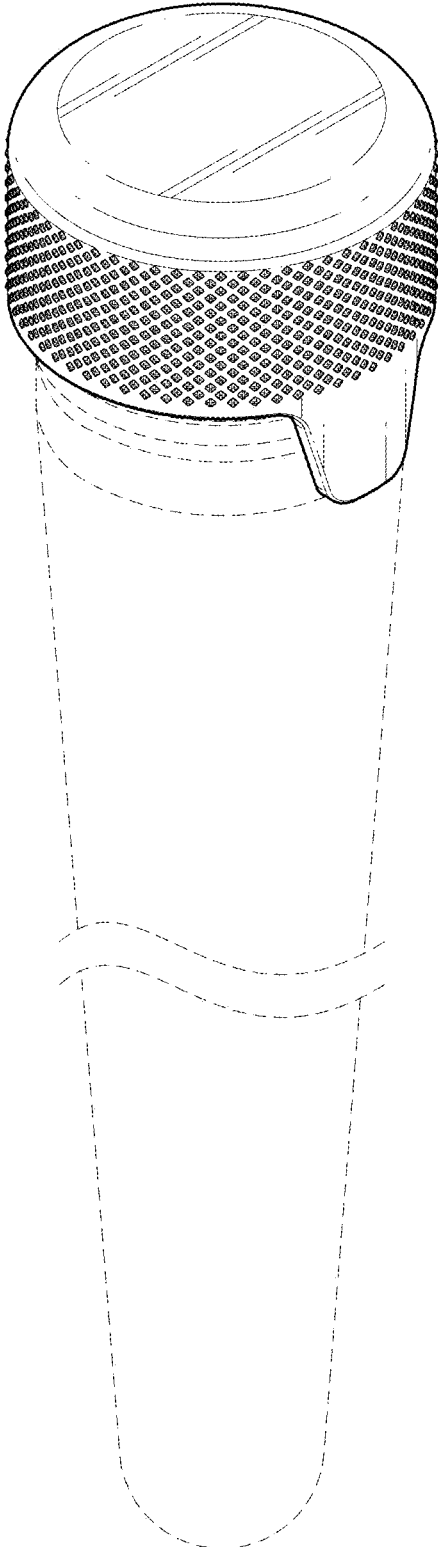


FIG. 11

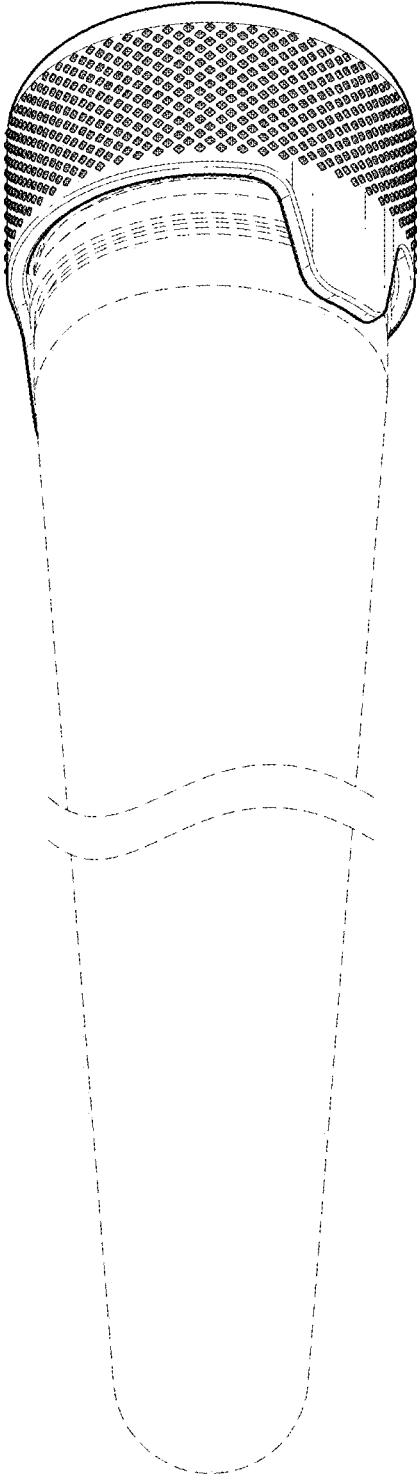


FIG. 12

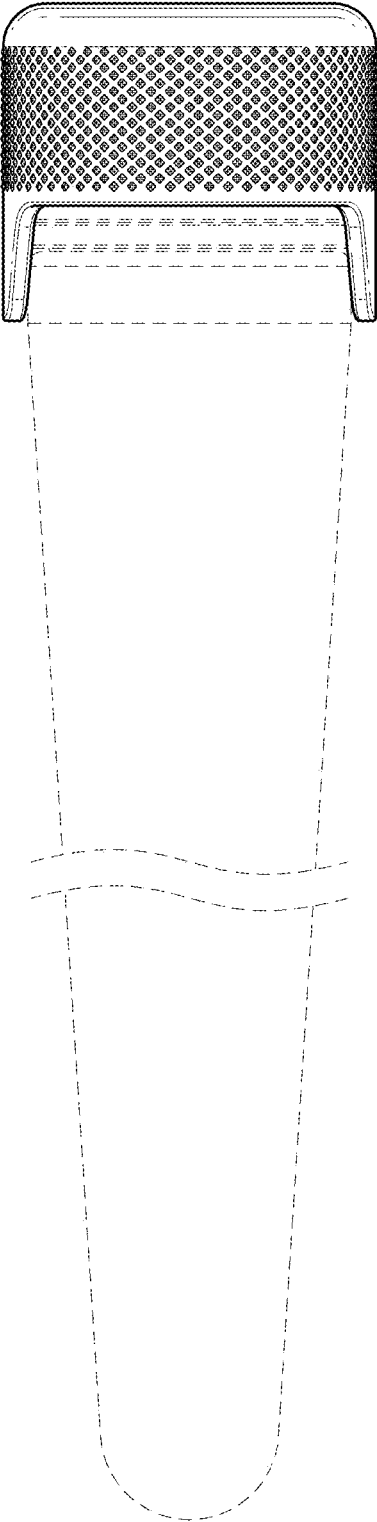


FIG. 13

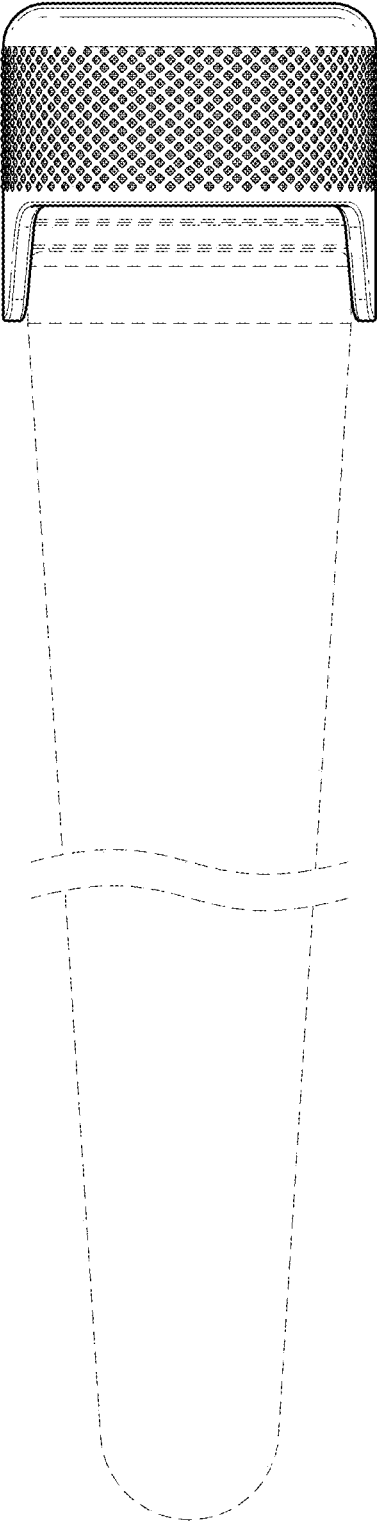


FIG. 14

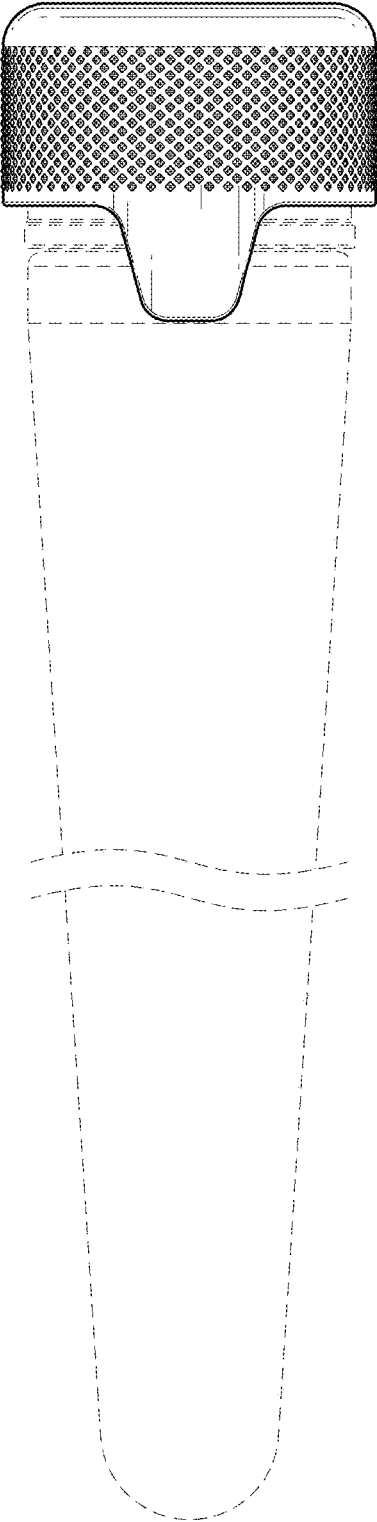


FIG. 15

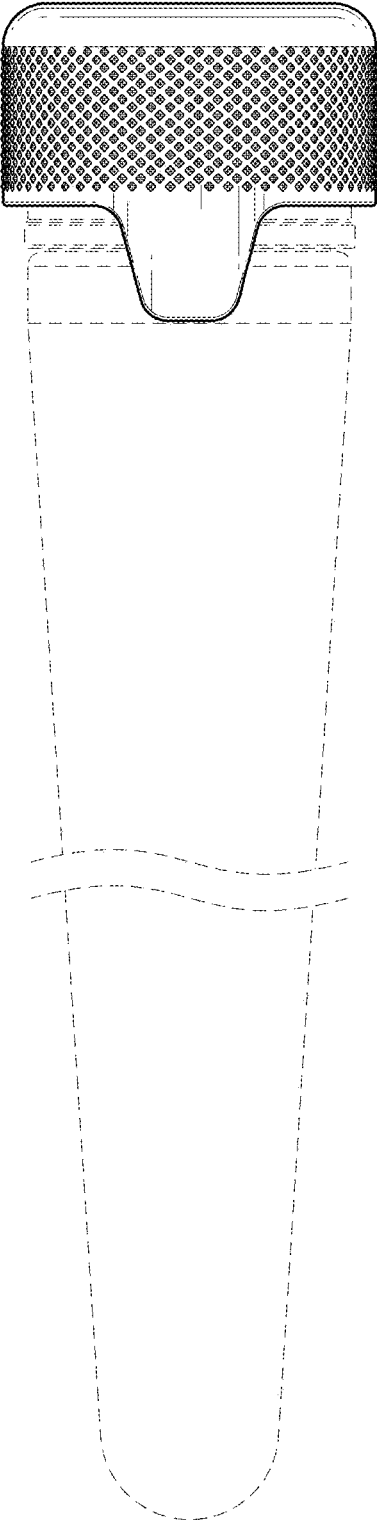


FIG. 16

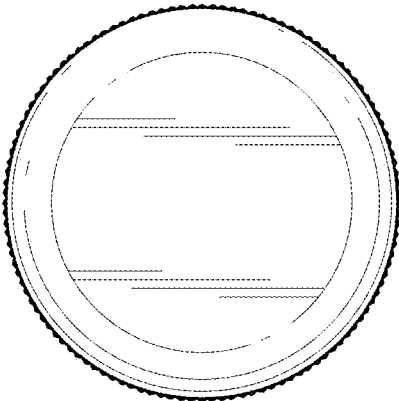


FIG. 17

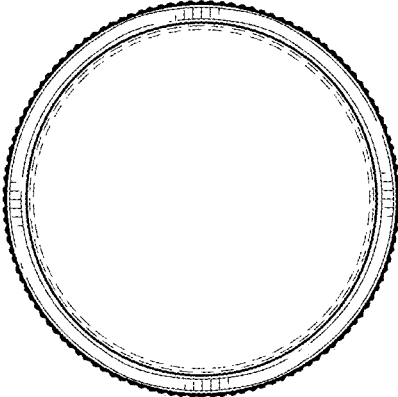


FIG. 18

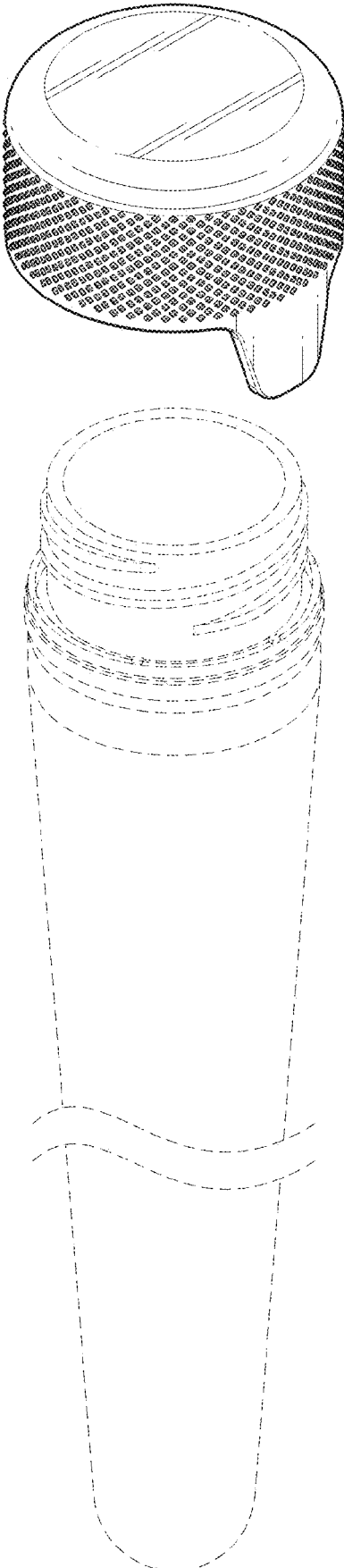


FIG. 19




FIG. 20




FIG. 21




FIG. 22




FIG. 23




FIG. 24




FIG. 25




FIG. 26

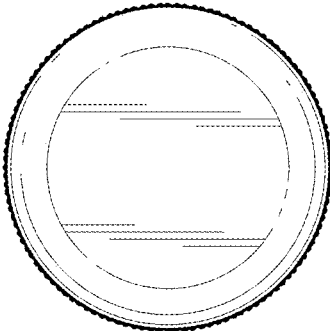


FIG. 27

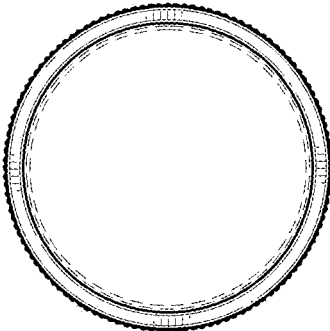


FIG. 28




FIG. 29




FIG. 30




FIG. 31

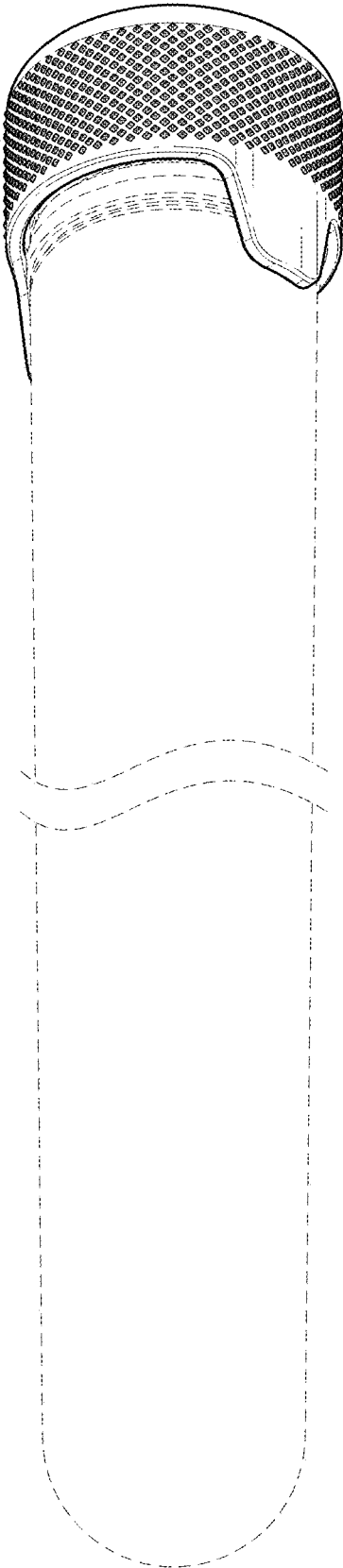


FIG. 32

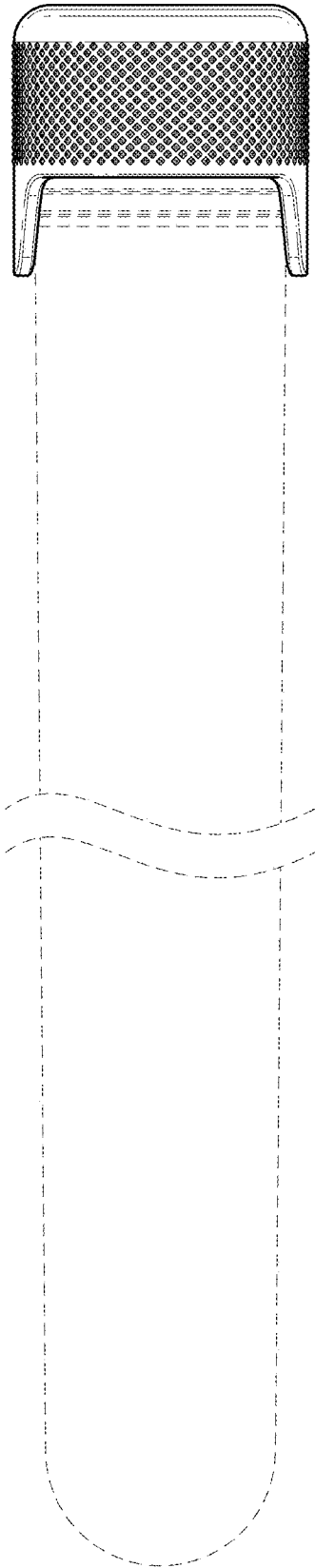


FIG. 33

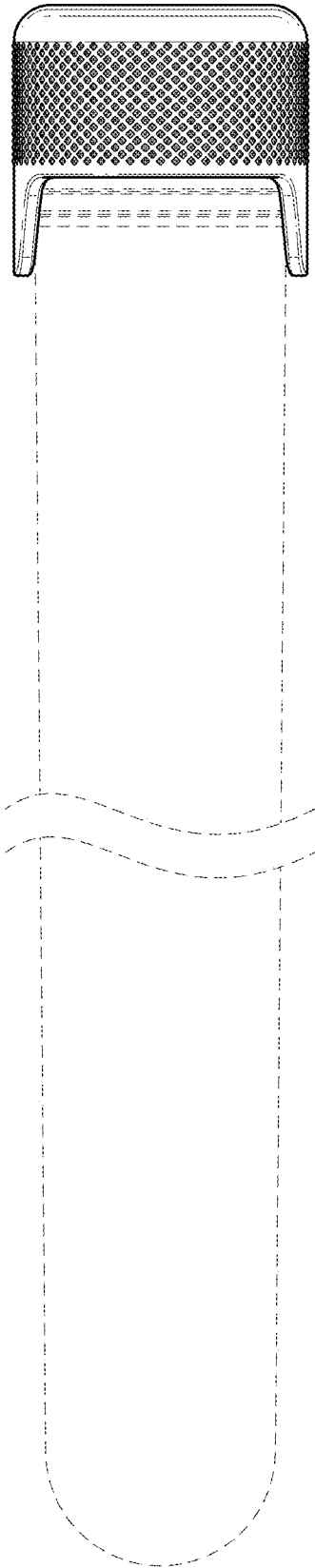


FIG. 34

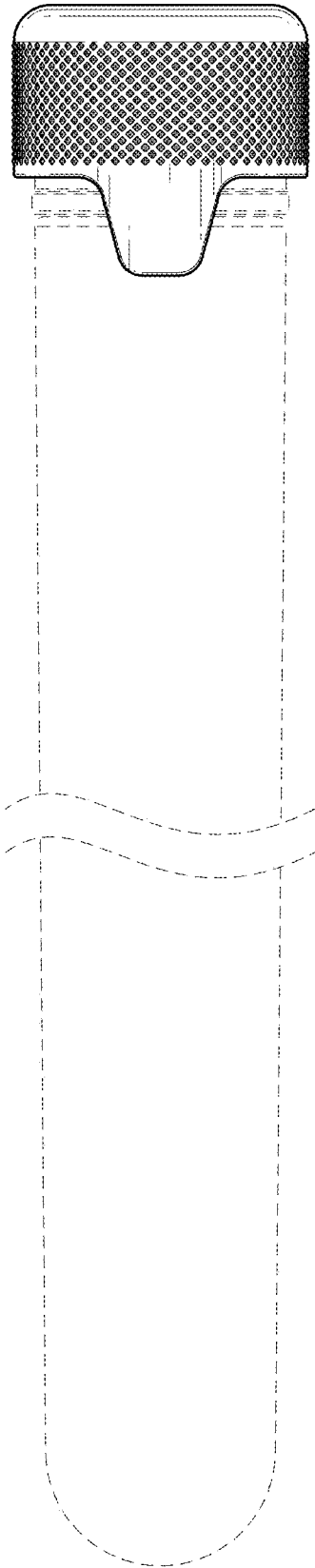


FIG. 35

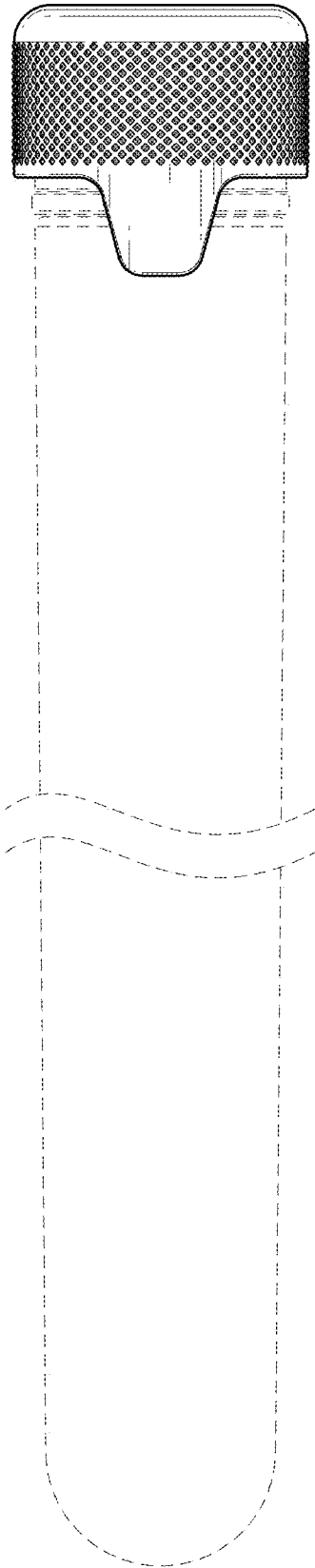


FIG. 36

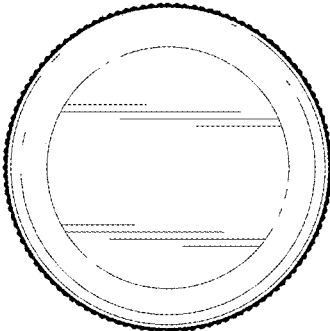


FIG. 37

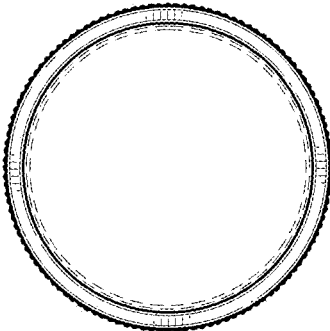


FIG. 38




FIG. 39

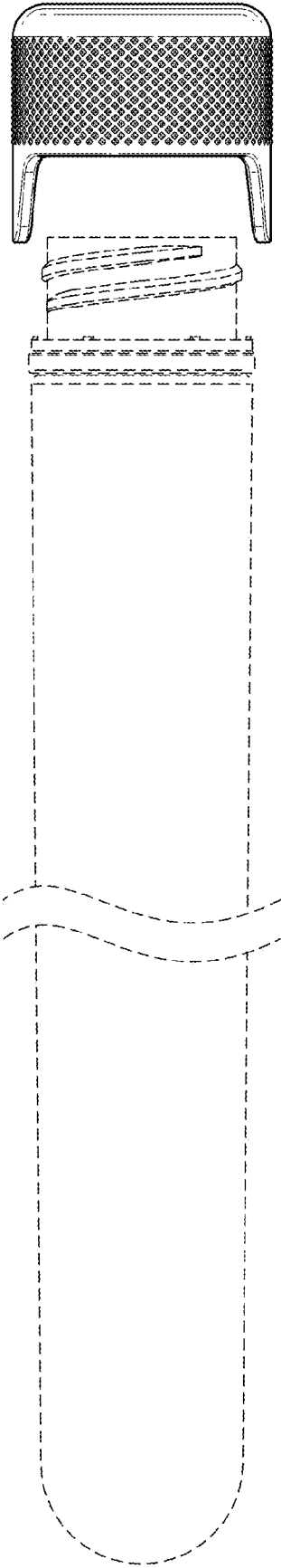


FIG. 40