



US00D363141S

# United States Patent [19]

[11] Patent Number: Des. 363,141

Burout et al.

[45] Date of Patent: \*\*Oct. 10, 1995

[54] INJECTOR RAZOR 3,861,040 1/1975 Dorion, Jr. .... 30/62 X  
 3,872,589 3/1975 Braginetz ..... 30/62

[75] Inventors: Charles Burout, Farragut, Tenn.; Ernest Ortiz, Cheshire, Conn.

### FOREIGN PATENT DOCUMENTS

[73] Assignee: Warner-Lambert Company, Morris Plains, N.J.

353919 2/1990 European Pat. Off. .... 30/85

[\*\*] Term: 14 Years

Primary Examiner—Ted Shooman  
Assistant Examiner—C. Tuttle  
Attorney, Agent, or Firm—Charles W. Almer, III

[21] Appl. No.: 17,465

### [57] CLAIM

[22] Filed: Jan. 14, 1994

The ornamental design for an injector razor, as shown and described.

[52] U.S. Cl. .... D28/46

[58] Field of Search ..... D28/44-48; 30/32, 30/34.05, 50, 60, 61, 62, 63, 64, 66, 85

### DESCRIPTION

### [56] References Cited

#### U.S. PATENT DOCUMENTS

D. 174,037 2/1955 Glaberson ..... D28/46  
 2,666,257 1/1954 Builin ..... 30/62  
 2,945,297 7/1960 Randol ..... 30/62 X  
 3,722,090 3/1973 Dawidowicz ..... D28/46 X  
 3,736,243 5/1973 Duggan ..... 30/32 X

FIG. 1 is a perspective view of the injector razor;  
 FIG. 2 is a top plan view thereof;  
 FIG. 3 is a front elevational view thereof;  
 FIG. 4 is a right side elevational view thereof, the side opposite being a mirror image of the side shown;  
 FIG. 5 is a rear elevational view thereof; and,  
 FIG. 6 is a bottom plan view thereof.

1 Claim, 3 Drawing Sheets

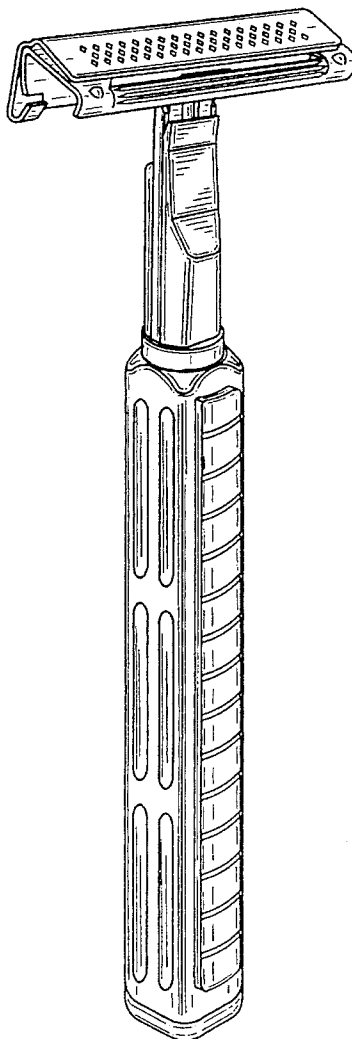


FIG-1

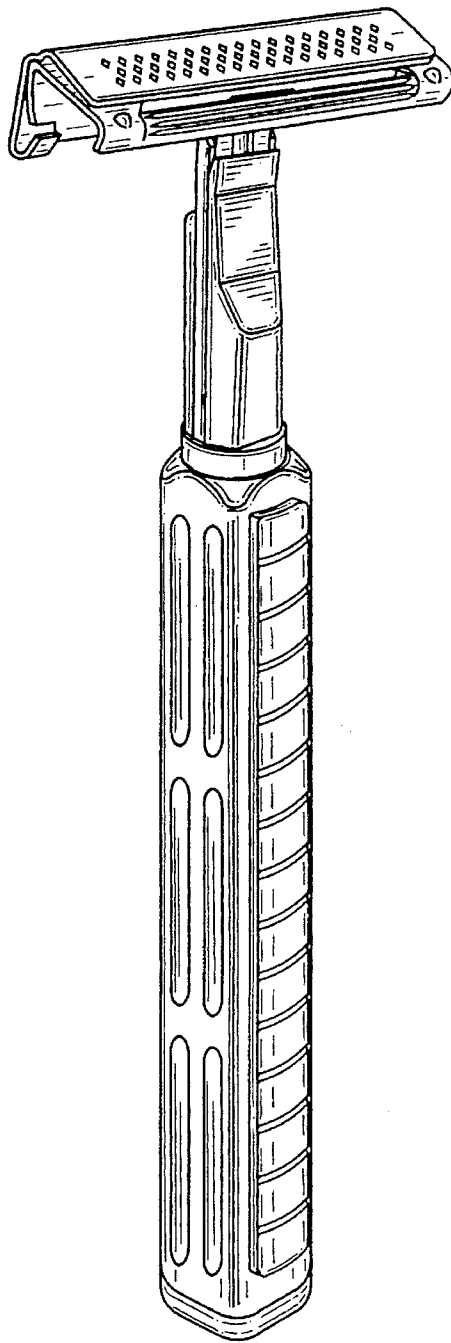


FIG-2




FIG-3

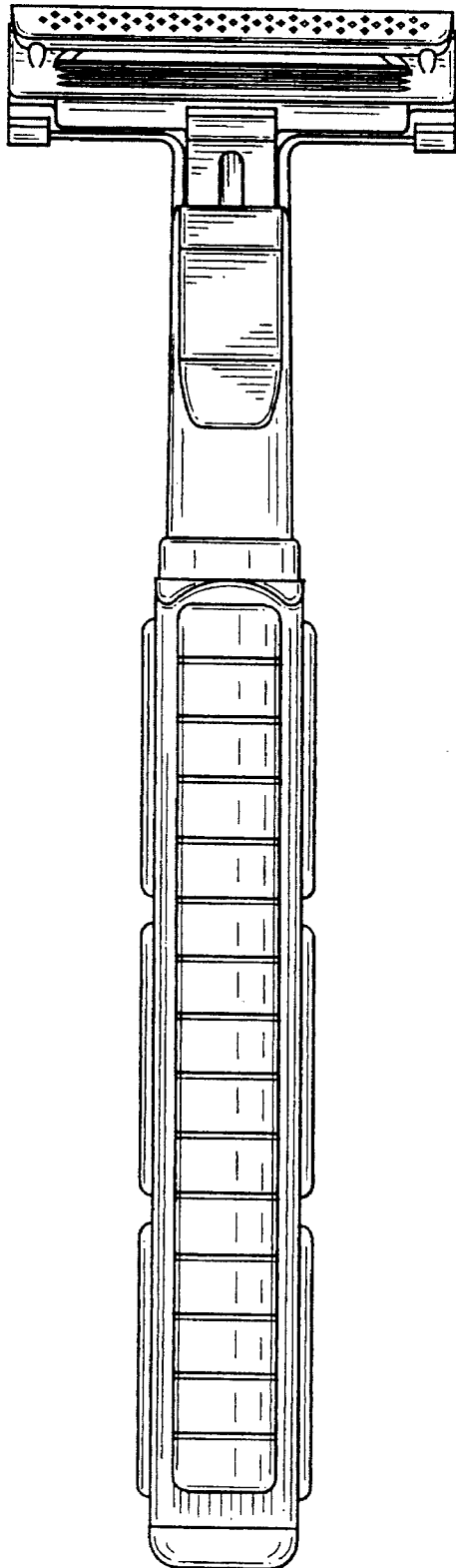


FIG-4

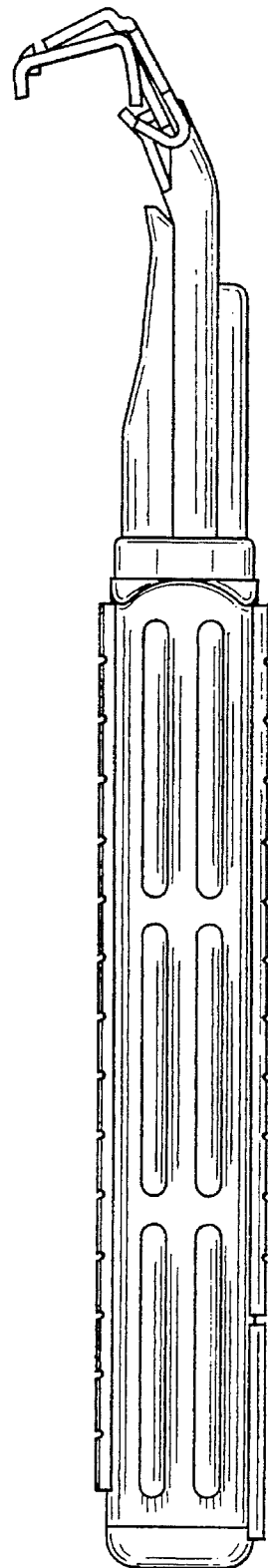


FIG-5

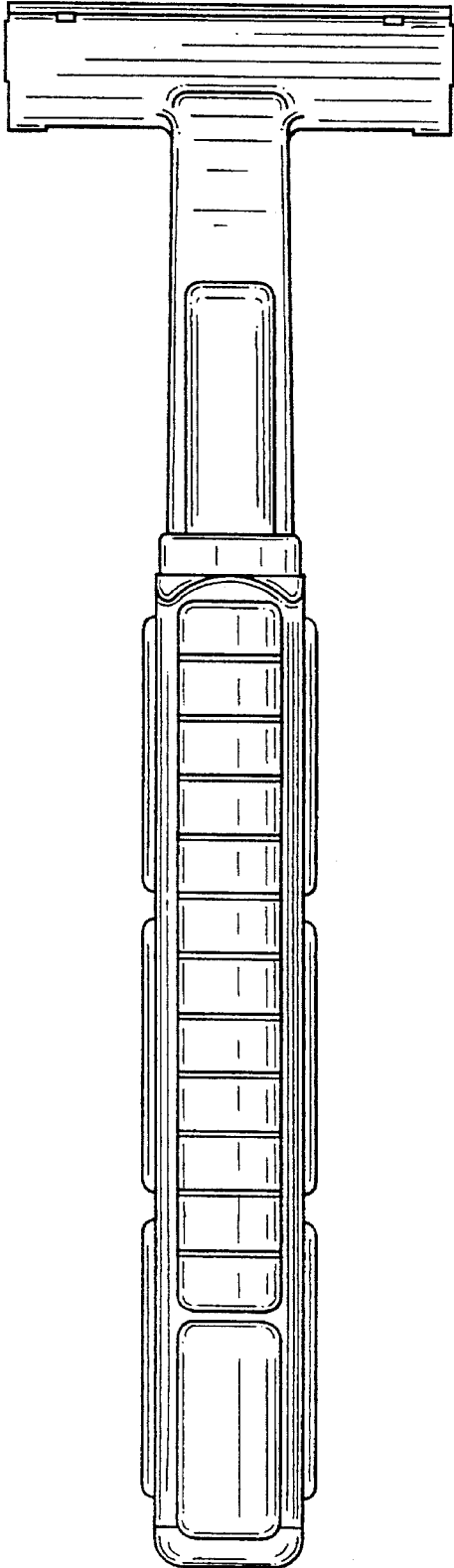


FIG-6

