

No. 680,231.

Patented Aug. 13, 1901.

N. R. DEPPE.
LUMBER JACK.

(Application filed Mar. 5, 1901.)

(No Model.)

Fig. 1.

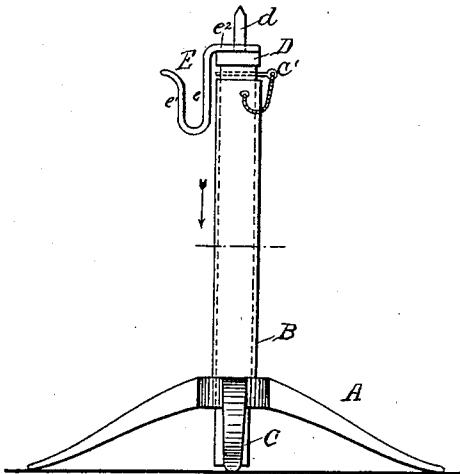


Fig. 2.

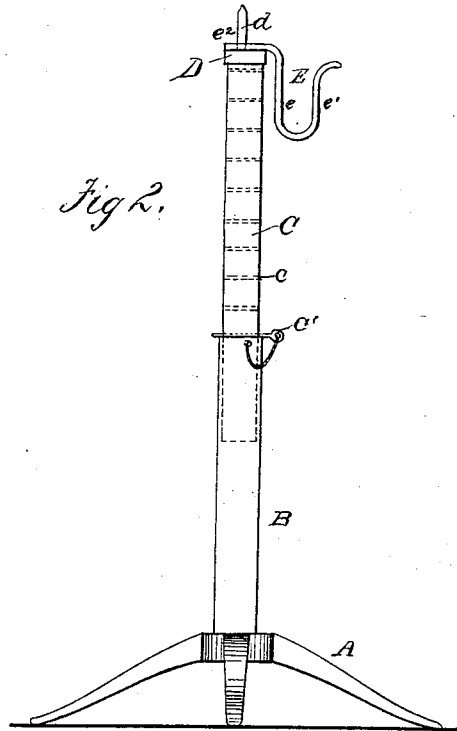
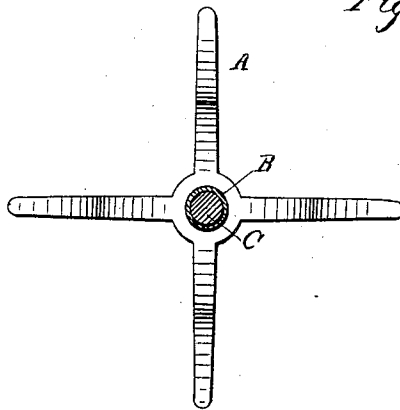


Fig. 3.



WITNESSES:

F. H. Fawcett
E. F. Camp

INVENTOR

Nelson R. Deppe
BY
Milo B. Stevens & Co.
ATTORNEYS,

UNITED STATES PATENT OFFICE.

NELSON R. DEPPE, OF MAYSVILLE, NORTH CAROLINA.

LUMBER-JACK.

SPECIFICATION forming part of Letters Patent No. 680,231, dated August 13, 1901.

Application filed March 5, 1901. Serial No. 49,797. (No model.)

To all whom it may concern:

Be it known that I, NELSON R. DEPPE, a citizen of the United States, residing at Maysville, in the county of Jones and State of North Carolina, have invented certain new and useful Improvements in Lumber-Jacks; and I do declare the following to be a full, clear, and exact description of the invention, such as will enable others skilled in the art to which it appertains to make and use the same, reference being had to the accompanying drawings, and to the letters of reference marked thereon, which form a part of this specification.

This invention relates to an improved lumber-piling jack, and has for its object the provision of means upon which a piece of lumber may be supported and swung upwardly to a desired position for piling and swung around thereupon when in such elevated position.

Improved details in the construction and operation of the several parts of the jack will be apparent from the detailed description hereinafter when read in connection with the accompanying drawings, forming part hereof, and the appended claims.

In the drawings an embodiment of the invention is shown for the purposes of illustration, and when hereinafter referring to the same like reference characters will refer to corresponding parts in the several views.

Figure 1 is a side elevation of the jack in closed position. Fig. 2 is a corresponding view in an adjusted position, and Fig. 3 is a sectional view on the line X X of Fig. 1.

Referring more specifically to the drawings, A designates a stand of any suitable configuration adapted to rest upon the floor or ground and support the jack. This stand is provided with a centrally-arranged vertical aperture through which is adapted to pass an elongated hollow tube or pipe B, screw-threaded into or otherwise secured thereto. In the tube B is a telescopic section C, designed to be elevated and lowered within said tube to permit the jack to be lengthened or shortened when found expedient. The section C is provided with a series of horizontally-arranged apertures *c*, through which a pin *c'* is adapted to pass and hold said section in adjusted elevated position, as shown in Fig. 2. The pin is chained or otherwise secured to the tube

or standard B for obvious reasons. At the extreme upper end of the section C is secured a ferrule D, provided with a pointed projection *d*, upon which is designed to rest the face of a board when the jack is to be used as a fulcrum in piling the same.

It is sometimes desirable to elevate the lumber edgewise, and to accommodate for this a bracket E is provided, the same comprising the portion *e*, return-bend *e'*, and the offset portion *e''*, suitably apertured to fit upon the pointed projection *d*, so as to be capable of a rotary movement thereon. It will thus be seen that the edge of the board may be rested in the bracket between the members *e* *e'* and be elevated and swung into any desirable position thereupon.

It is not the intention to be limited to the special details pointed out, since many alterations and changes may be made for accomplishing the desired ends without in the least departing from the nature or spirit of the invention.

Having thus described the invention, what is claimed as new, and desired to be secured by Letters Patent, is—

1. A lumber-jack comprising a support, a standard thereon, and a bracket rotatively mounted on the standard provided with oppositely-disposed portions adapted to overlie the surfaces of a board when supporting the same edgewise, substantially as described.

2. A lumber-jack comprising a base or support, a standard thereon, a pin or projection at the upper end of the standard, and a bracket pivotally mounted upon said pin or projection, substantially as and for the purposes described.

3. A lumber-jack comprising a base or support, a standard thereon, a pin or projection at the upper end of the standard, and a bracket adapted to support a board edgewise comprising the member *e*, return-bend *e'*, and the member *e''* adapted to engage the pin or projection on the standard so as to have a pivotal movement thereupon, substantially as described.

In testimony whereof I affix my signature in presence of two witnesses.

NELSON R. DEPPE.

Witnesses:

WILLIAM A. JONES,
W. D. McIVER.