

[54] FOOT SUPPORT STOOL FOR TOILETS

[76] Inventor: Joseph C. Stepien, 47-375 Kam. Hwy., Kaneohe, Hi. 96744

[**] Term: 14 Years

[21] Appl. No.: 764,640

[22] Filed: Aug. 12, 1985

[52] U.S. Cl. D6/349

[58] Field of Search D23/53, 69, 70; 4/254; D6/349, 350, 355, 501, 339

[56] References Cited

U.S. PATENT DOCUMENTS

- D. 131,137 1/1942 Baumann, Sr. D6/349
- D. 238,038 12/1975 Lo Turco D6/339 X
- D. 268,796 5/1983 Kola D6/349
- 1,067,767 7/1913 Simonson .
- 2,023,901 12/1935 Rhodes .
- 2,243,264 5/1941 Stromblad .
- 2,834,028 5/1958 Stanley .
- 2,851,697 9/1958 Dubay et al. .

- 2,954,566 10/1960 Lottenberg .
- 3,619,820 11/1971 Cain et al. .
- 4,198,716 4/1980 Hollyday, III .
- 4,244,064 1/1981 Parr .

Primary Examiner—A. Hugo Word
Attorney, Agent, or Firm—Burns, Doane, Swecker & Mathis

[57] CLAIM

The ornamental design for a foot support stool for toilets, as shown and described:

DESCRIPTION

FIG. 1 is a perspective view of a foot support stool for a toilet illustrating my design in position adjacent a toilet;

FIG. 2 is a top view thereof;

FIG. 3 is a bottom view thereof;

FIG. 4 is a front view thereof;

FIG. 5 is a rear view thereof; and

FIG. 6 is a right side view of the design, which right side view is an identical mirror image of the left side view of the design.

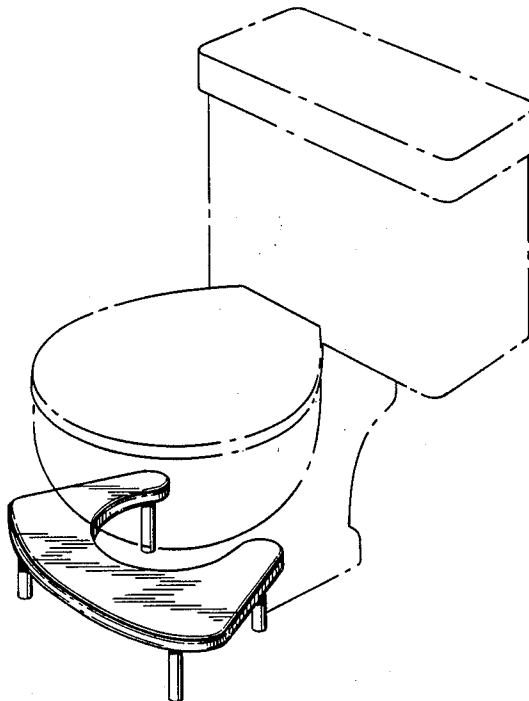


FIG. 1

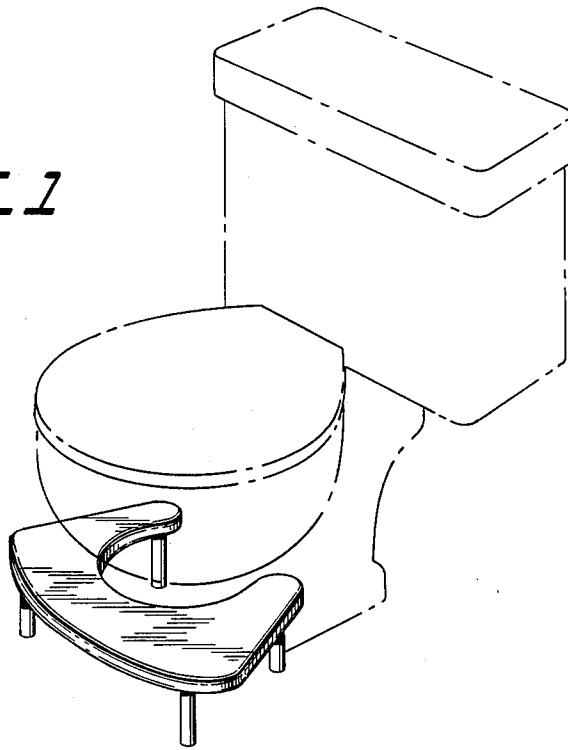


FIG. 2

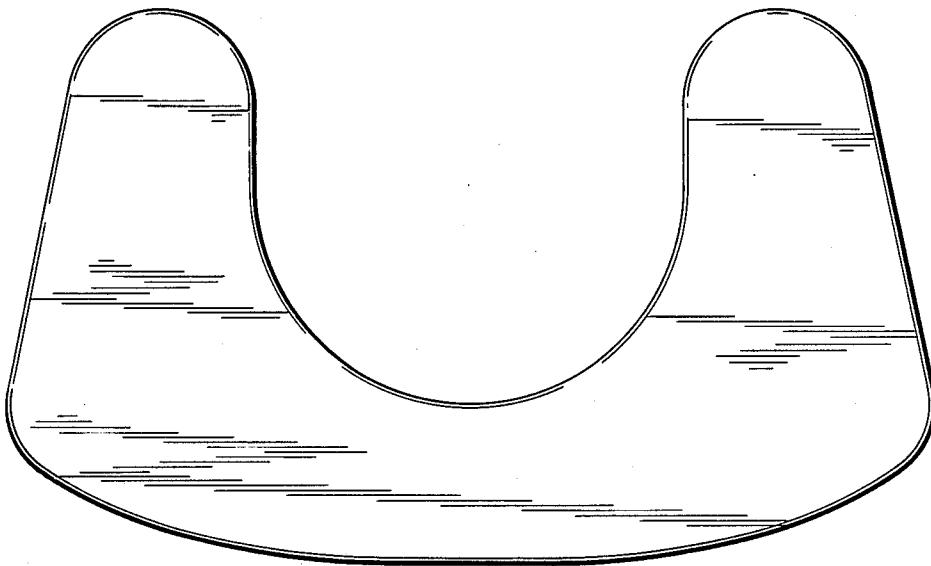


Fig. 3

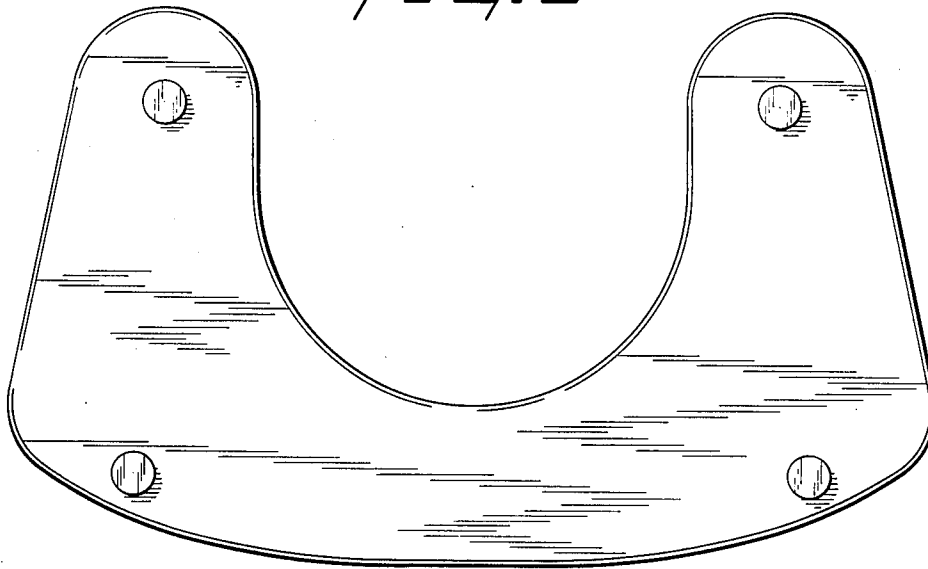


Fig. 4

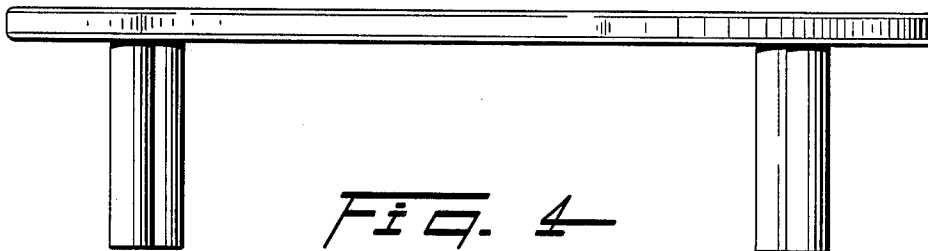


Fig. 5

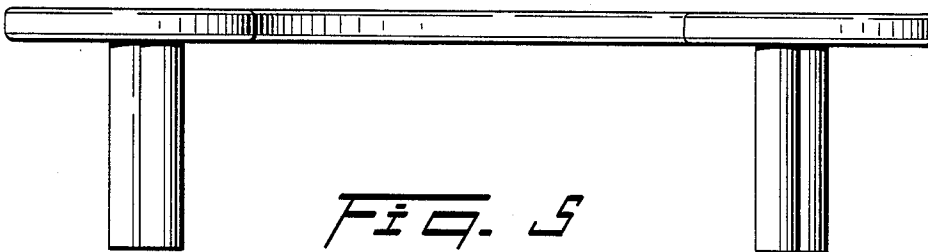


Fig. 6

