

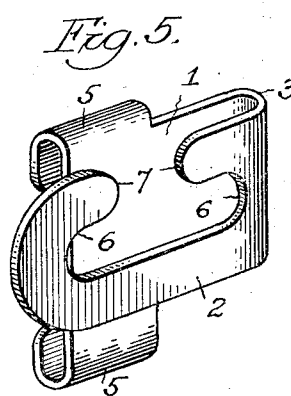
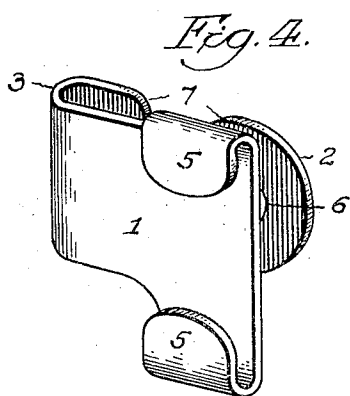
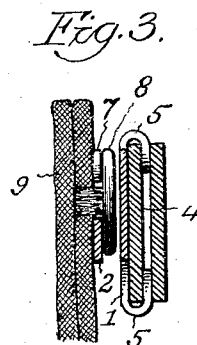
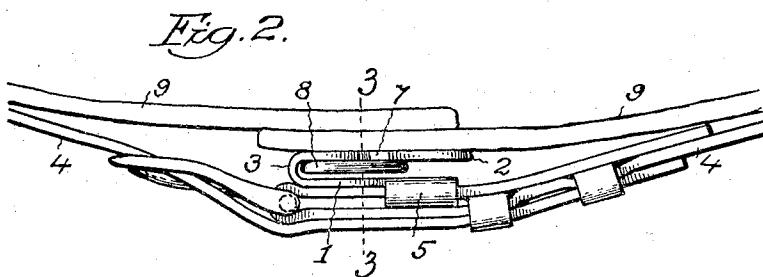
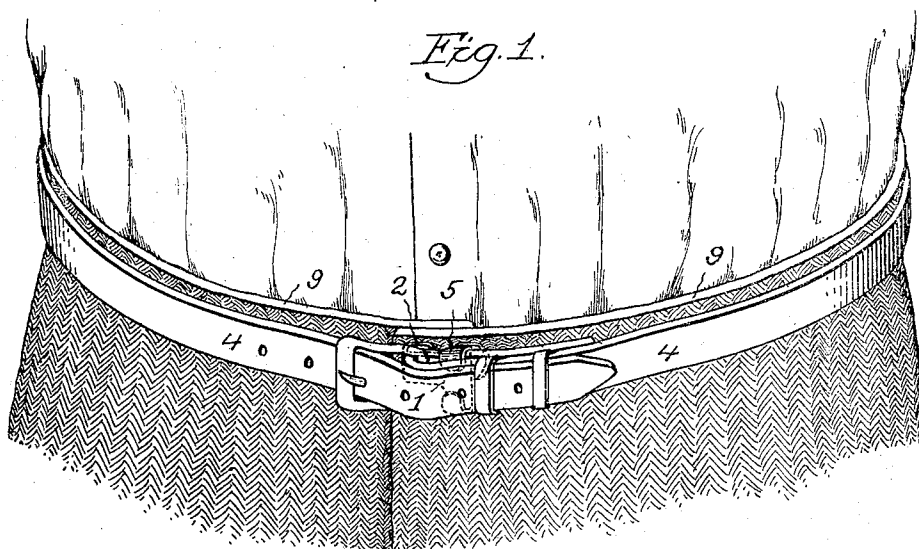
April 7, 1925.

1,532,671

A. J. BENNETT

WAIST BELT HOLDER

Filed July 5, 1923



Inventor:
Albert J. Bennett,
by Robert Burns,
Att'y.

UNITED STATES PATENT OFFICE.

ALBERT J. BENNETT, OF CHICAGO, ILLINOIS.

WAIST-BELT HOLDER.

Application filed July 5, 1923. Serial No. 649,526.

To all whom it may concern:

Be it known that I, ALBERT J. BENNETT, a citizen of the United States of America, residing at Chicago, in the county of Cook and State of Illinois, have invented a certain new and useful Improvement in Waist-Belt Holders, of which the following is a specification.

This invention relates to means for preventing the shifting of waist line garment supporting belts from a proper position with relation to the attached band or belt of the garment, and the present improvement has for its object:—

To provide a structural formation of a clip or holder adapted for attachment to the waist belt and for like engagement with, and disengagement from, the button or like fastening means at the ends of the attached band of a pants or like garment, the appliance acting to effectively hold a waist belt in proper position during actual use, while admitting of ready application and detachment as required, all as will hereinafter more fully appear.

In the accompanying drawing:

Fig. 1, is a perspective view, illustrating the present appliance in position during actual use.

Fig. 2, is a detail plan view of the same.

Fig. 3, is a detail transverse section on line 3—3, Fig. 2.

Fig. 4, is a front perspective view of the appliance.

Fig. 5, is a rear perspective view of the same.

Like reference numeral indicate parts in the different views.

The holder or clip of the present invention consists of a blank preferably of plate metal, bent upon itself to provide two main sections or plates 1 and 2 in spaced parallel relation connected together by an end bend 3 of a return U-form. In the present construction the outer section 1 is provided with any usual means for engagement with a garment supporting belt 4, preferably with upper and lower marginal hook shape flanges 5 adapted to engage over the opposite edges of the belt, as shown more particularly in Fig. 3.

The inner section 2 has an open sided hook shape, and comprises an elongated holding slot 6 having an entry slot 7, extending upwardly from the slot 6 at the

midlength of the same, for engagement with the button 8, or other usual fastening means, by which the meeting ends of the waist band 9 of the garment are fastened together.

In practice, the appliance is initially attached to the belt 4, adjacent to the buckle end thereof, by means of the hook shaped flanges 5. With the belt 4 adjusted to the proper position around the waist of the user with the end bend 3 in stop contact with the vertical edge of the garment flap to resist slippage of the belt in one direction around the waist of the wearer. The inner section 2 is then engaged behind the button 8, by a movement of the entry slot 7 past the attaching thread of said button, so as to bring the elongated slot 6 into an encircling position or engagement around said thread. With the preferred construction shown, the elongated slot 6 is adapted to permit of limited movement or shift of the waist belt 4, during actual use, and without liability to disengagement.

Having thus fully described my invention what I claim and desire to secure by Letters Patent, is:—

1. A waist belt holder, comprising a pair of plate members connected together in spaced parallel relation by an end bend of a U form for abutment against the vertical edge of the flap of a garment, one member having a pair of marginal flanges for holding engagement with the edges of a waist belt, and the other member having a slot for engagement with the attaching means by which the meeting ends of the garment band are fastened together, the entry to said slot being in the upper edge of the member.

2. A waist belt holder, comprising a pair of plate members connected together in spaced parallel relation by an end bend, of a U form for abutment against the vertical edge of the flap of a garment, one member having a pair of marginal flanges for holding engagement with the edges of a waist belt, and the other member having an elongated slot for engagement with the attaching means by which the meeting ends of the garment band are fastened together, the entry to said slot being in the upper edge of the member.

Signed at Chicago, Illinois, this 2nd day of July 1923.

ALBERT J. BENNETT.