



US00D751915S

(12) **United States Design Patent**  
**Yourist**

(10) **Patent No.:** **US D751,915 S**

(45) **Date of Patent:** **\*\* Mar. 22, 2016**

(54) **CONTAINER**

(71) Applicant: **Graham Packaging Company, L.P.**,  
York, PA (US)

(72) Inventor: **Sheldon E. Yourist**, York, PA (US)

(73) Assignee: **Graham Packaging Company, L.P.**,  
York, PA (US)

(\*\*) Term: **14 Years**

(21) Appl. No.: **29/506,260**

(22) Filed: **Oct. 14, 2014**

(51) **LOC (10) Cl.** ..... **09-01**

(52) **U.S. Cl.**  
USPC ..... **D9/546**; D9/439; D9/454; D9/541;  
D9/542; D9/559; D9/560; D9/569; D9/574

(58) **Field of Classification Search**  
USPC ..... D9/434–435, 439–440, 454, 516, 520,  
D9/530, 541–542, 544, 546, 548, 559–560,  
D9/565, 569, 571, 574, 715, 719, 723,  
D9/900; D7/300, 300.1, 316–317, 321,  
D7/590, 598

CPC ..... B65D 1/00; B65D 1/02; B65D 1/0223;  
B65D 23/00; B65D 81/00; B65D 2501/00;  
B65D 2501/0009; B65D 2501/0081  
See application file for complete search history.

(56) **References Cited**

**U.S. PATENT DOCUMENTS**

D39,208 S \* 3/1908 Jones ..... D9/546  
D93,065 S \* 8/1934 Westlake ..... D9/519

D103,535 S \* 3/1937 Lorenzen ..... D9/519  
D120,334 S \* 5/1940 Barolo ..... D9/519  
D155,039 S \* 8/1949 Serra ..... D9/540  
D184,394 S \* 2/1959 Du Pree ..... D7/317  
D191,641 S \* 10/1961 Du Pree ..... D9/538  
D199,201 S \* 9/1964 Lorenzen ..... D7/317  
D222,032 S \* 9/1971 Donoghue ..... D9/501  
D228,173 S \* 8/1973 Kretz ..... D7/316  
D258,048 S \* 1/1981 Strand ..... D7/300  
D386,689 S \* 11/1997 Schwartz ..... D9/546  
D568,163 S \* 5/2008 Melrose ..... D9/538  
D610,915 S \* 3/2010 Conway ..... D9/505  
D637,495 S \* 5/2011 Gill ..... D9/538  
D652,309 S \* 1/2012 Hartford ..... D9/544  
D652,310 S \* 1/2012 Hartford ..... D9/544  
D713,256 S \* 9/2014 Perez-Cabrera ..... D9/546

\* cited by examiner

*Primary Examiner* — Dana L Meyrow

(74) *Attorney, Agent, or Firm* — Baker Botts L.L.P.


(57) **CLAIM**

The ornamental design for a container, as shown and described.

**DESCRIPTION**

FIG. 1 is a perspective view of our new design for a container. FIG. 2 is a front view of the container of FIG. 1. FIG. 3 is a rear view of the container of FIG. 1. FIG. 4 is a left side view of the container of FIG. 1. FIG. 5 is a right side view of the container of FIG. 1. FIG. 6 is a top view of the container of FIG. 1; and, FIG. 7 is a bottom view of the container of FIG. 1. The broken lines in FIG. 7 illustrate the portions of the container that form no part of the claim.

**1 Claim, 6 Drawing Sheets**



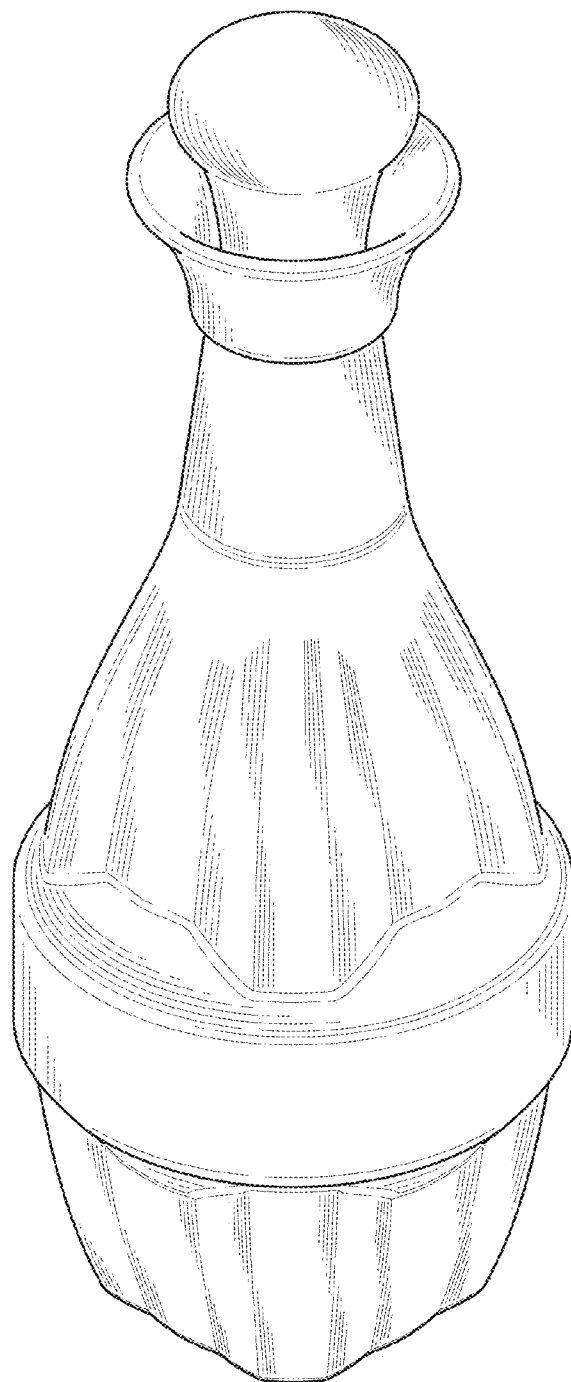


FIG. 1

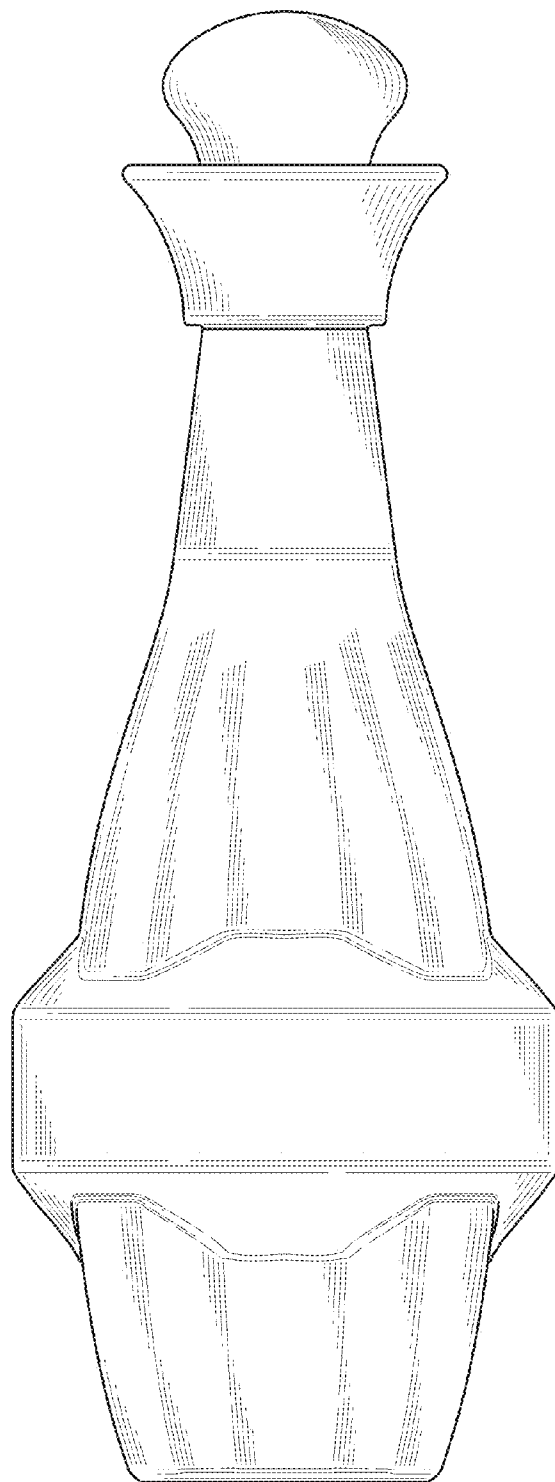


FIG. 2

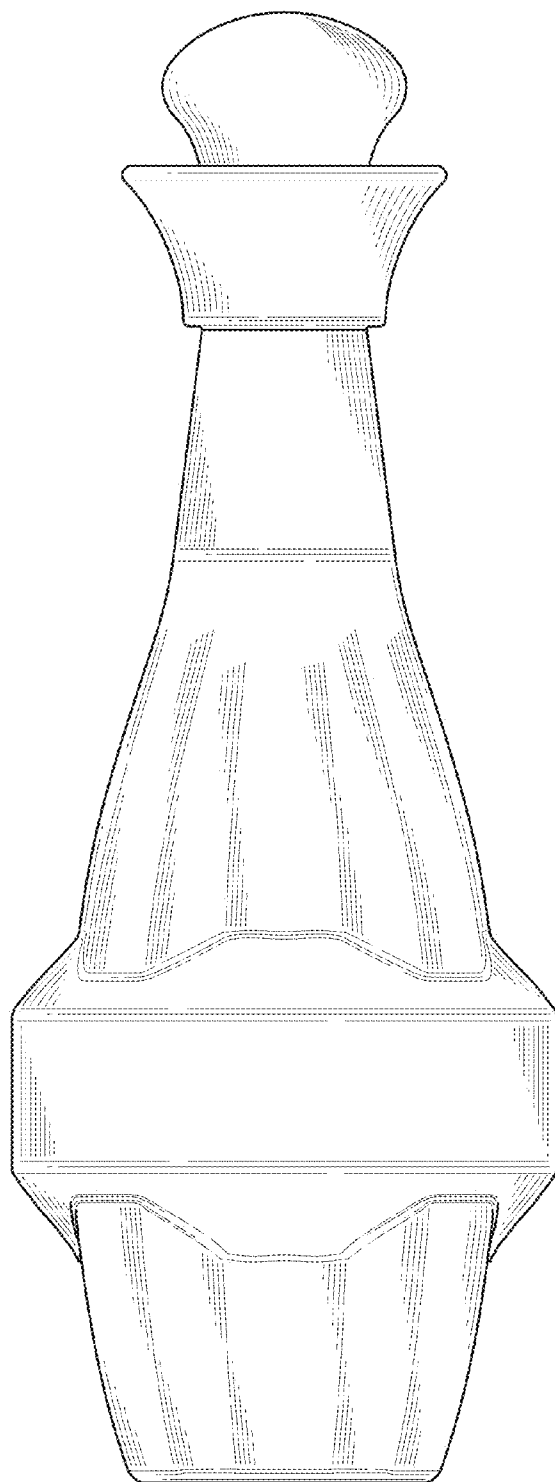


FIG. 3

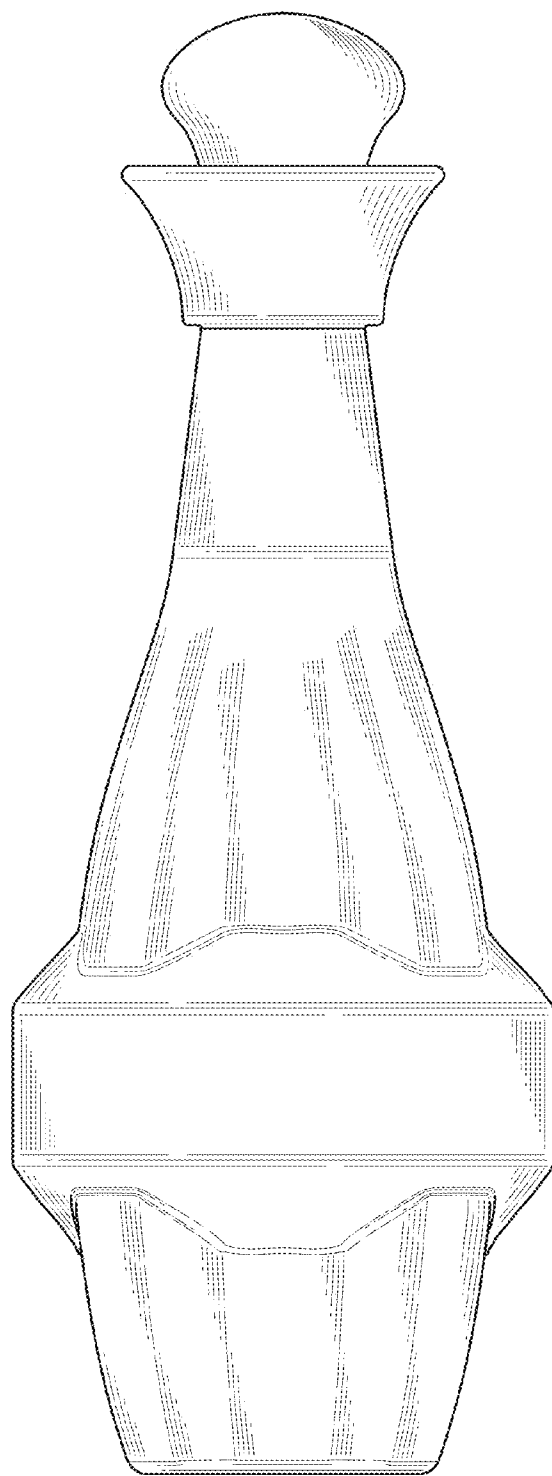


FIG. 4

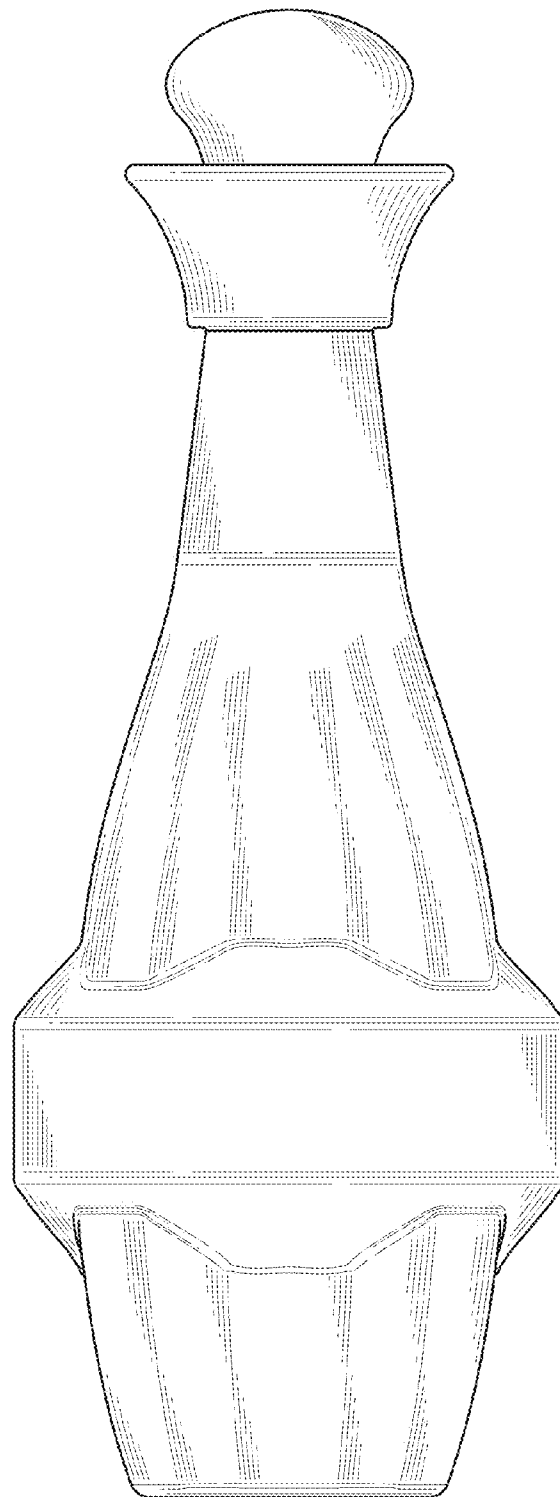


FIG. 5

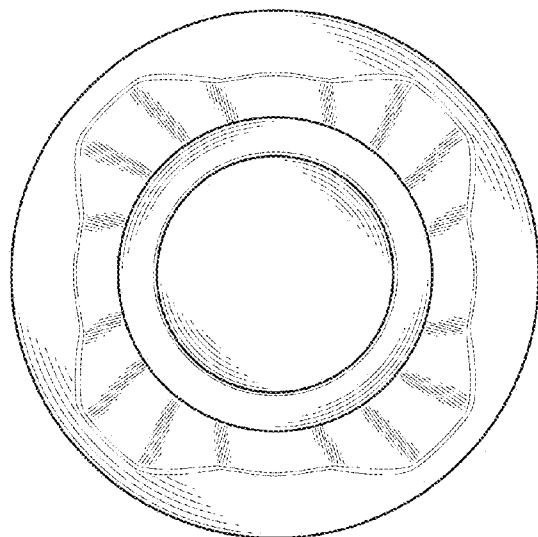


FIG. 6

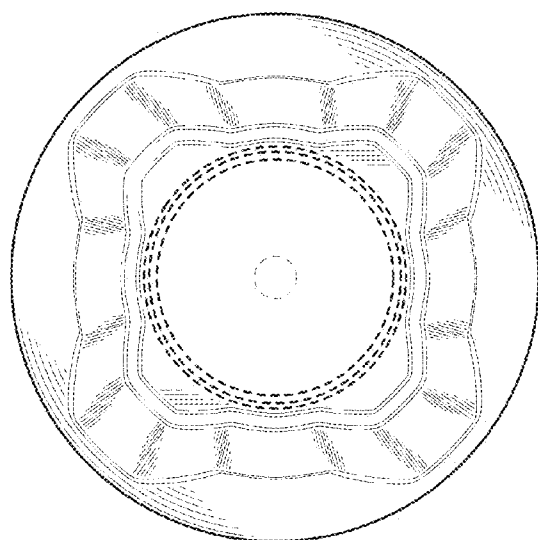


FIG. 7