

No. 827,313.

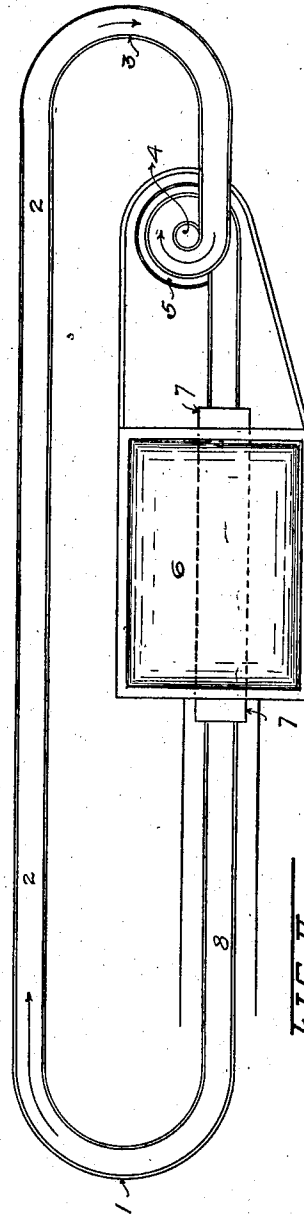
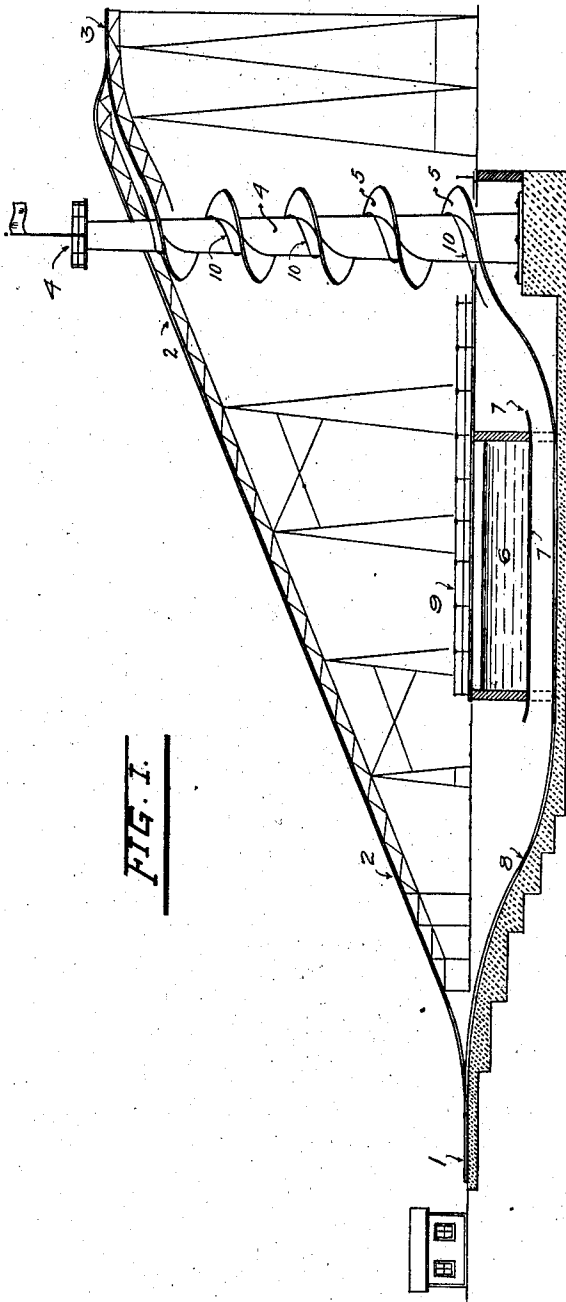
PATENTED JULY 31, 1906.

A. LAUSTER & F. POUNDS.

PLEASURE RAILWAY.

APPLICATION FILED FEB. 21, 1906.

2 SHEETS—SHEET 1.



Witnesses  
Bertha Has.  
Charles Shapiro

Inventors  
August Lauster & Frederick Pounds  
By their Attorney John F. Kerr

No. 827,313.

PATENTED JULY 31, 1906.

A. LAUSTER & F. POUNDS.

PLEASURE RAILWAY.

APPLICATION FILED FEB. 21, 1906.

2 SHEETS—SHEET 2.

FIG. III.

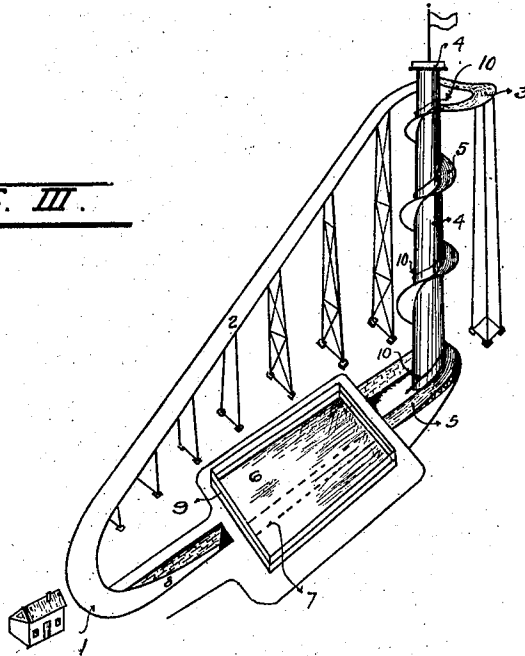
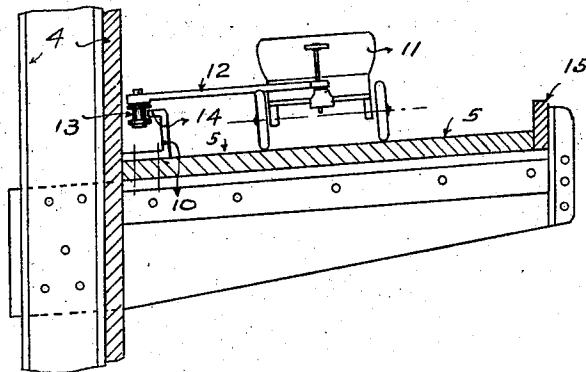


FIG. IV.



Witnesses  
Bertha Has.  
Charles Shapiro

Inventors  
August Lauster  
and Frederick Pounds  
By their Attorney John F. Kerr

# UNITED STATES PATENT OFFICE.

AUGUST LAUSTER AND FREDRICK POUNDS, OF PATERSON, NEW JERSEY.

## PLEASURE-RAILWAY.

No. 827,313.

Specification of Letters Patent.

Patented July 31, 1906.

Application filed February 21, 1906. Serial No. 302,173.

*To all whom it may concern:*

Be it known that we, AUGUST LAUSTER and FREDRICK POUNDS, citizens of the United States, residing at Paterson, in the county of Passaic and State of New Jersey, have invented certain new and useful Improvements in Pleasure-Railways, of which the following is a specification, reference being had therein to the accompanying drawings.

Amusement devices relating to pleasure-railways have been made with spiral or other inclines down which cars or boats pass to a tank of water or lake and over tracks constructed above or in the water of the lake or tank.

Our invention relates to certain novel and useful improvements in pleasure-railways; and its objects are to provide, with other sensations, a trip under water through a transparent tunnel and to permit objects in the lake to be seen by the passengers while going through the tunnel and to permit sight-seers likewise to enjoy the sporting of the denizens of the water and the passing of vehicles into and out of the tunnel.

Further objects of the invention are to provide the pleasing excitement of a ride up a steep incline to the top of a tower-like observatory and the whirling sensation of a ride down the spiral railway surrounding the tower preparatory to passing through the tunnel under the waters of the lake and to provide safety devices for guiding the vehicles in their descent by gravity down the spiral railway.

Any suitable means for furnishing power to draw the vehicles up the incline may be employed, and it is obvious that the above-mentioned novel features may be added to coasting apparatus and other amusement plants already established and in operation.

Our invention, although capable of being established on a grand scale admitting of many attractive modifications, is shown in the accompanying drawings in its simplest form, and in the drawings like numerals refer to corresponding parts throughout the several views, in which—

Figure 1 is a diagrammatic side elevation illustrating the relative position of the parts. Fig. 2 is a diagrammatic plan view. Fig. 3 is an elevation or bird's-eye view; and Fig. 4 is a sketch showing a section of the spiral railway, illustrating the safety device or guide for vehicles in their spiral descent.

The vehicle 11 is drawn or propelled up the incline 2 from the main station or start ng-point 1 to the spiral station 3 near the top of the tower 4, from which point it passes by gravity to the spiral railway 5, where one end 14 of the angle guide-rail 10 is engaged by a roller 13 on the extremity of the lever 12, which is operatively secured to the vehicle-body and is manipulated by the driver or person in charge of the vehicle. The vehicle passes down the spiral railway 5 to the entrance of the transparent tunnel 7, through the same under the water of the lake or tank, and up the incline 8, which incline is auxiliary to the braking device on vehicle to bring it to a standstill at station 1 or starting-point preparatory to another trip.

A railing or fence 9 is provided on the platform around the lake, where lookers-on may congregate. A guard-railing 15 is provided on the outer edge of the spiral roadway 5.

Seals, alligators, fishes, sea-lions and the like may be placed in the lake to afford amusement to both those spectators outside and those passing through the transparent tunnel.

A simple straight tunnel is shown; but it is obvious that it may be of any size, length, or configuration without departing from the scope or spirit of our invention.

We claim as our invention—

1. The combination in a pleasure-railway of a downward incline, a lake, or tank containing water, a tunnel, having transparent portion, passing through and under said water and a vehicle adapted to descend said incline and pass through said tunnel, substantially as specified.

2. The combination in a pleasure-railway of a downward incline, a lake, or tank containing water and a transparent tunnel through and under said water and a vehicle adapted to descend said incline and pass through said tunnel, substantially as specified.

3. The combination in a pleasure-railway of an upward incline, a lake or tank containing water and a tunnel through and under said water from which tunnel objects in the water may be seen and a vehicle adapted to descend said incline and pass through said tunnel, substantially as specified.

4. The combination in a pleasure-railway of an upward incline, and a spiral downward incline, a lake or tank containing water and a transparent tunnel through and under said

water and vehicle adapted to descend and ascend said inclines and pass through said tunnel substantially as specified.

5 5. In a pleasure-railway, the combination with a downward incline of a lake or tank containing water and a transparent tunnel below the surface of said water, substantially as set forth.

10 6. In a pleasure-railway the combination with inclines of a lake or tank containing water and a transparent tunnel extending through the water of said lake or tank, and a vehicle adapted to be drawn or propelled over said inclines and through said tunnel.

15 7. In a pleasure device, a lake or tank containing water, in combination with a transparent tunnel extending through the water of said lake or tank and a trackway constructed through said tunnel.

20 8. In a pleasure device, a lake or tank containing water in combination with a trans-

parent tunnel substantially or nearly surrounded by water.

9. The combination with a body of water, an observation-tunnel from which objects in 25 the water may be seen beneath the surface, of the spiral railway and the vehicle, a guide-rail and means operatively connected with the vehicle and engaging said guide-rail, substantially as set forth. 30

10. A pleasure-railway having a body of water, a transparent observation-tunnel under said water and a track through said tunnel.

In testimony whereof we affix our signatures in presence of two witnesses. 35

AUGUST LAUSTER.  
FREDRICK POUNDS.

Witnesses:

JOHN F. KERR,  
GUS. LANG.