



US00D72283S

(12) **United States Design Patent**
Hanaoka et al.

(10) **Patent No.:** **US D722,283 S**

(45) **Date of Patent:** **** Feb. 10, 2015**

(54) **AUTOMOBILE**

(71) Applicant: **Honda Motor Co., Ltd.**, Tokyo (JP)

(72) Inventors: **Hisakazu Hanaoka**, Saitama (JP);
Hiroshi Yoshida, Saitama (JP);
Mitsuhiro Abe, Saitama (JP)

(73) Assignee: **Honda Motor Co., Ltd.**, Tokyo (JP)

(**) Term: **14 Years**

(21) Appl. No.: **29/475,041**

(22) Filed: **Nov. 27, 2013**

(30) **Foreign Application Priority Data**

May 31, 2013 (JP) 2013-012162

(51) **LOC (10) Cl.** **12-08**

(52) **U.S. Cl.**
USPC **D12/92**

(58) **Field of Classification Search**

CPC B62D 35/00
USPC D12/86, 90-92; D21/421, 433, 434;
296/181.1, 181.5

See application file for complete search history.

(56) **References Cited**

U.S. PATENT DOCUMENTS

D612,299 S *	3/2010	Ito et al.	D12/92
D626,457 S *	11/2010	Lian et al.	D12/92
D628,940 S *	12/2010	Bischoff et al.	D12/92
D628,941 S *	12/2010	Yi	D12/92
D630,555 S *	1/2011	Koshino et al.	D12/92
D630,557 S *	1/2011	Eum	D12/92
D632,222 S *	2/2011	Bischoff et al.	D12/92

D636,296 S *	4/2011	Lian et al.	D12/92
D640,603 S *	6/2011	Ham	D12/92
D670,201 S *	11/2012	Ham	D12/92
D696,158 S *	12/2013	Akojima	D12/92
D702,597 S *	4/2014	Wada et al.	D12/92

OTHER PUBLICATIONS

Russian Office Action dated Jul. 21, 2014, issued in Russian Patent Application No. 2013504572, w/English translation (9 pages).
<https://oami.europa.eu/eSearch/#advanced/designs>,
“EM001276471-0003”, Cited in Russian Office Action dated Jul. 21, 2014.

* cited by examiner

Primary Examiner — Melody N Brown

(74) *Attorney, Agent, or Firm* — Westerman, Hattori, Daniels & Adrian, LLP

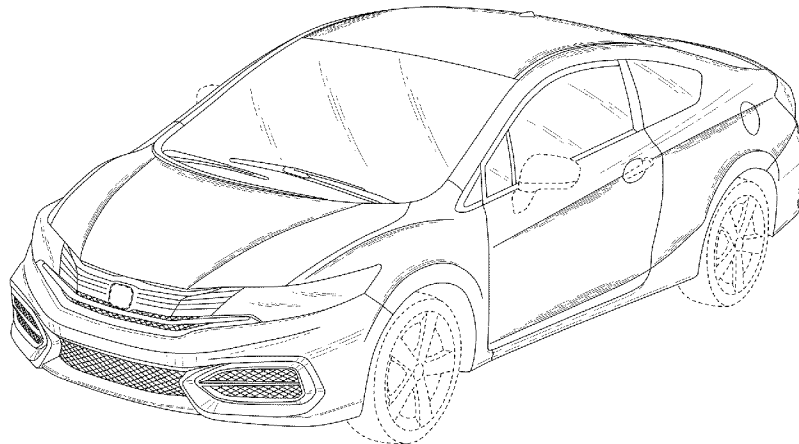
(57) **CLAIM**

The ornamental design for an automobile, as shown and described.

DESCRIPTION

FIG. 1 is a left front perspective view of an automobile showing our new design;
FIG. 2 is a right front perspective view thereof;
FIG. 3 is a left side elevational view thereof;
FIG. 4 is a front elevational view thereof;
FIG. 5 is a rear elevational view thereof;
FIG. 6 is a right side elevational view thereof; and,
FIG. 7 is a top plan view thereof.
The broken lines illustrate environmental structure only and form no part of the claimed design.

1 Claim, 7 Drawing Sheets



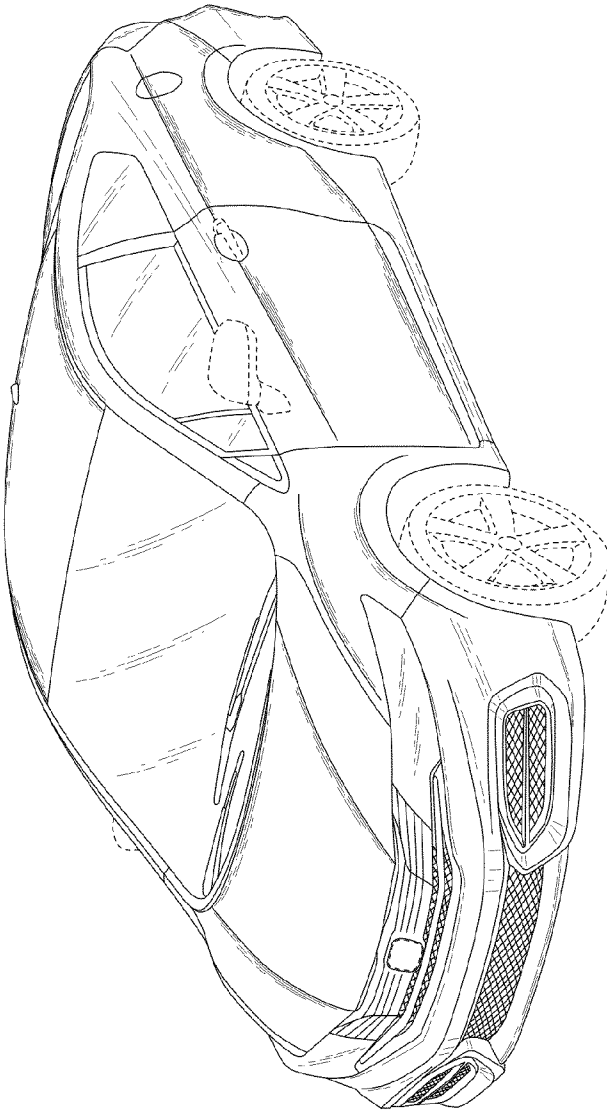


FIG.1

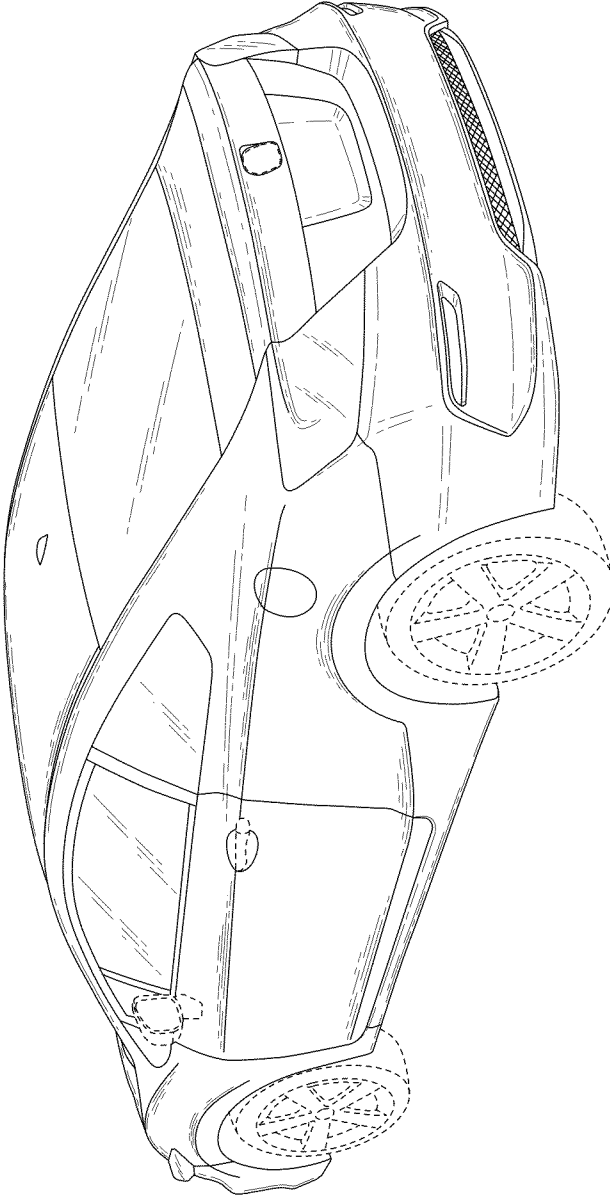


FIG.2

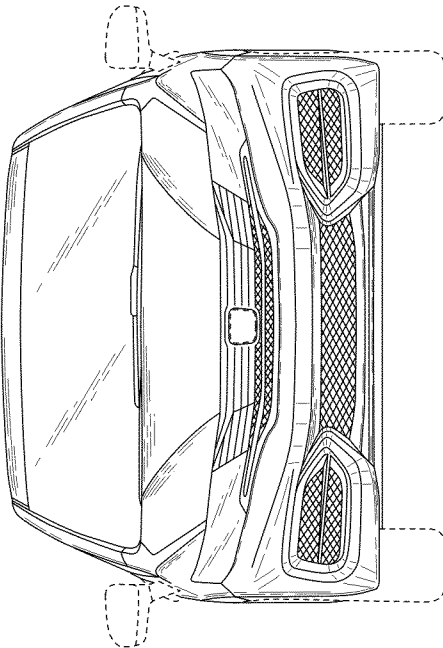


FIG.3

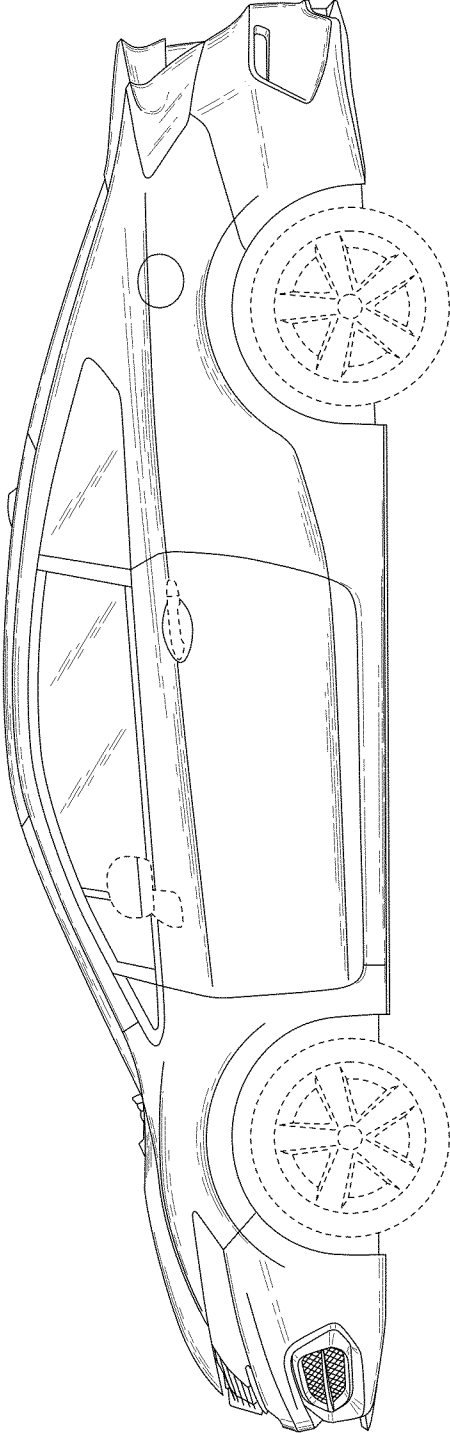


FIG.4

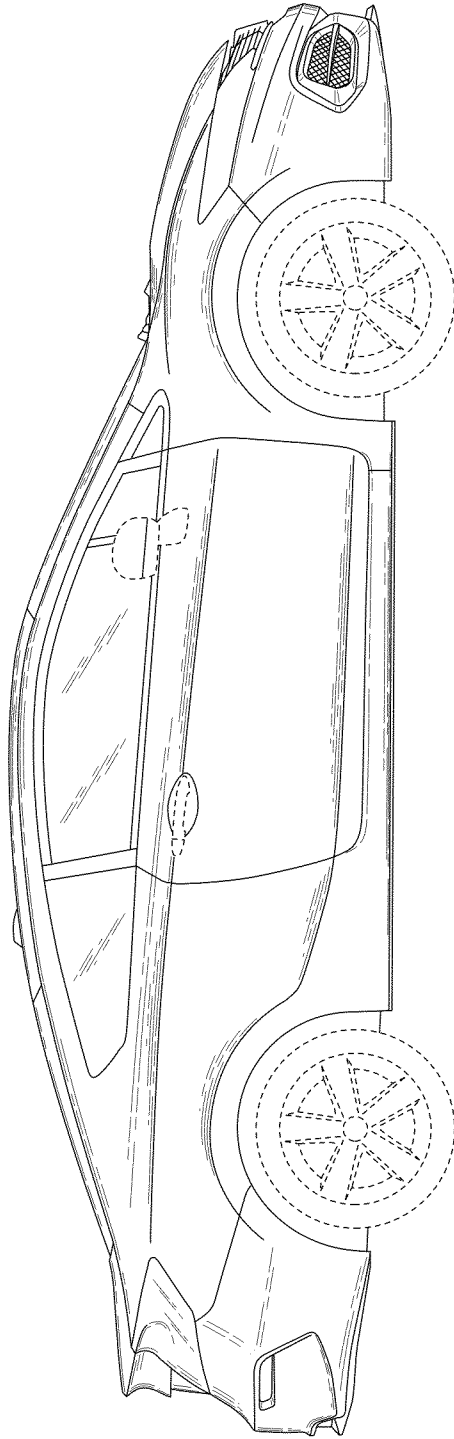


FIG.5

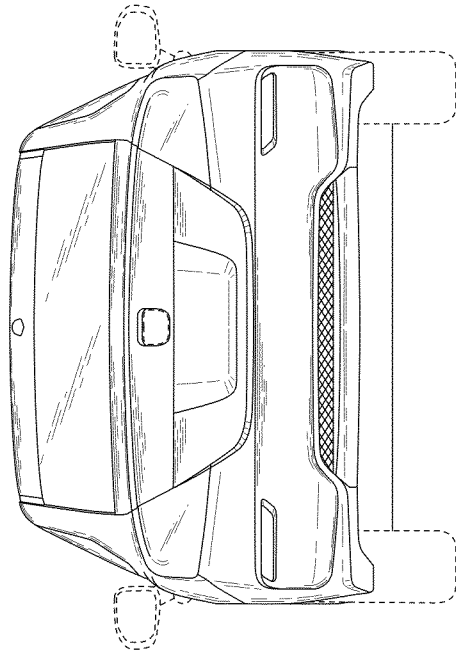


FIG.6

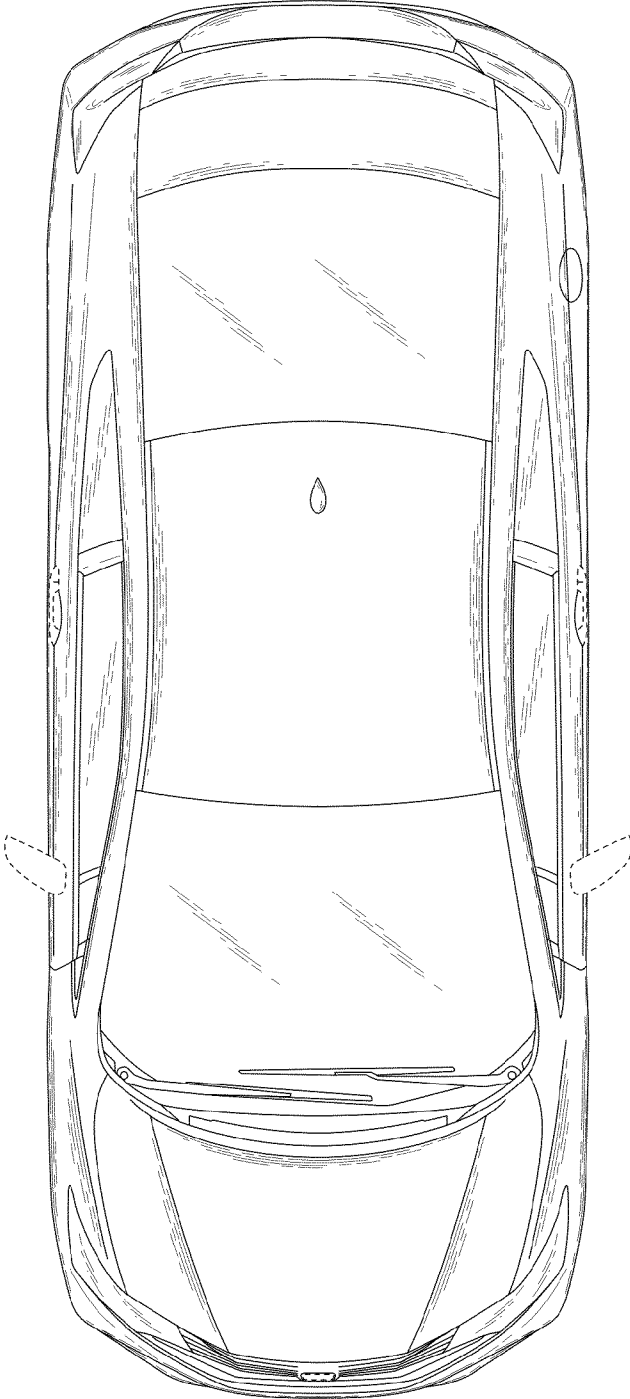


FIG.7