



US00D600149S

(12) **United States Design Patent**  
**Chen**

(10) **Patent No.:** **US D600,149 S**

(45) **Date of Patent:** **\*\* Sep. 15, 2009**

(54) **ELECTROMAGNETIC WAVE DETECTOR**

*Primary Examiner—Antoine D Davis*

(74) *Attorney, Agent, or Firm—Rahman LLC*

(76) Inventor: **Li-Chuan Chen**, 7th Fl., No. 31, Lane  
513, Ruikwang Rd., Taipei (TW)

(57) **CLAIM**

The ornamental design for an electromagnetic wave detector,  
as shown and described.

(\*\*) Term: **14 Years**

(21) Appl. No.: **29/326,024**

(22) Filed: **Oct. 10, 2008**

**DESCRIPTION**

(51) **LOC (9) Cl.** ..... **10-04**

(52) **U.S. Cl.** ..... **D10/78**

(58) **Field of Classification Search** ..... D10/78-79;  
219/10.55 B, 10.55 F, 10.55 E; 250/214.1,  
250/208.1; 257/222, 59, 27.111, 27.14  
See application file for complete search history.

FIG. 1 is a perspective view of an electromagnetic wave  
detector showing my new design;  
FIG. 2 is a front view thereof;  
FIG. 3 is a rear view thereof;  
FIG. 4 is a left side view thereof;  
FIG. 5 is a right side view thereof;  
FIG. 6 is a top view thereof; and,  
FIG. 7 is a bottom view thereof.

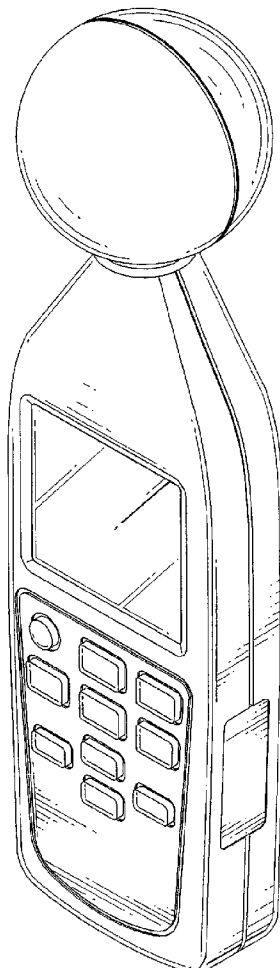
(56) **References Cited**

U.S. PATENT DOCUMENTS

D446,736 S \* 8/2001 Chen ..... D10/78  
D560,528 S \* 1/2008 Chen ..... D10/78

\* cited by examiner

**1 Claim, 5 Drawing Sheets**



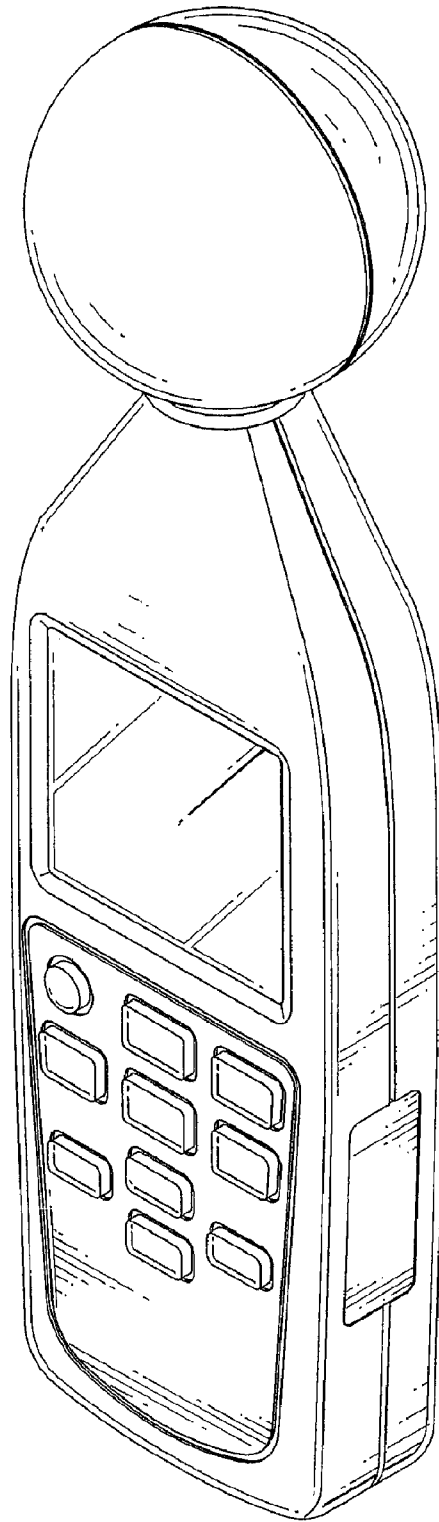


FIG. 1

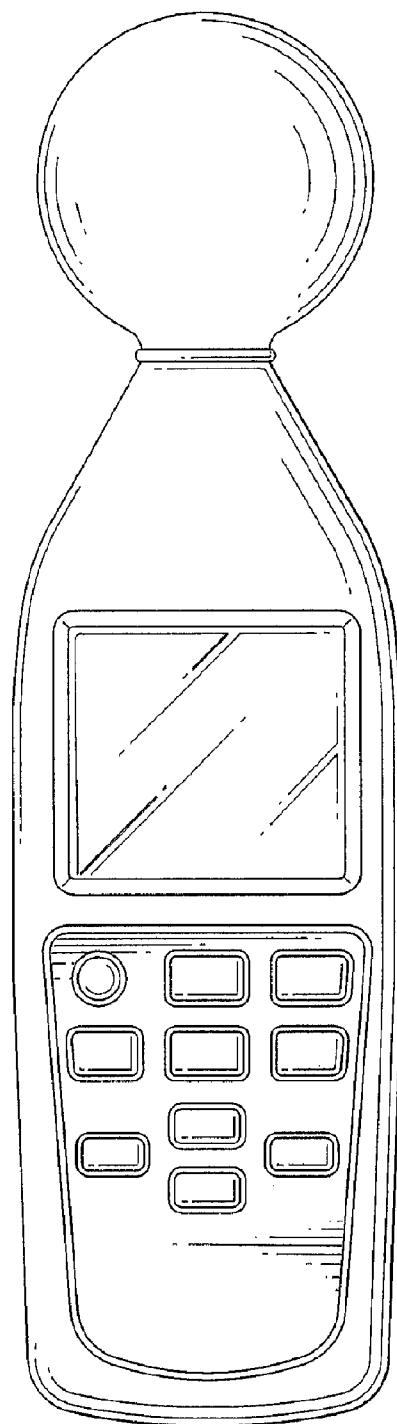


FIG. 2

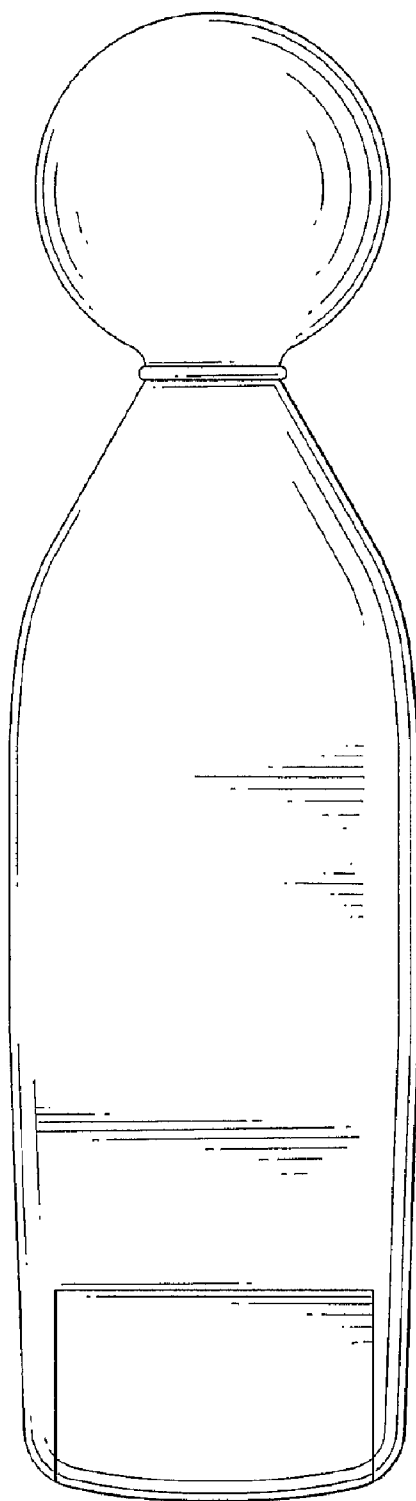


FIG. 3

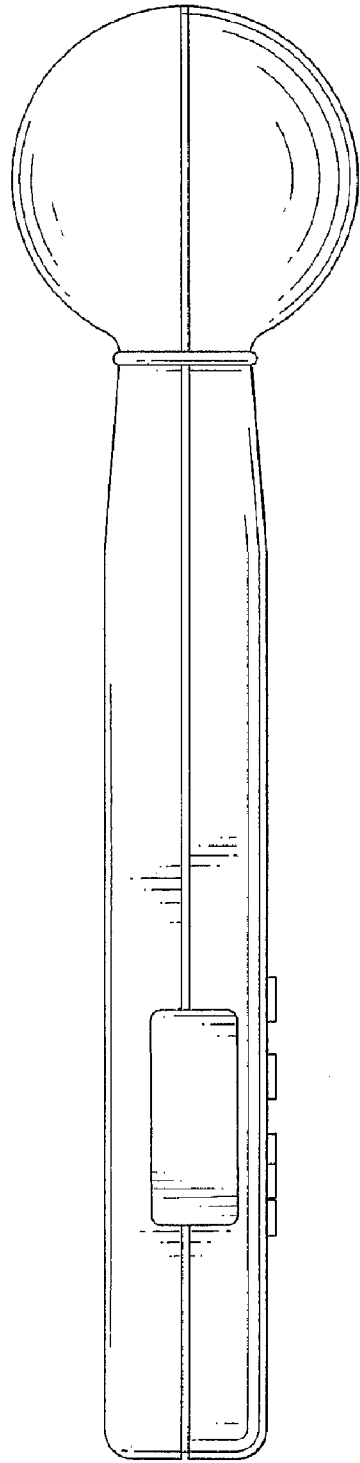


FIG. 4

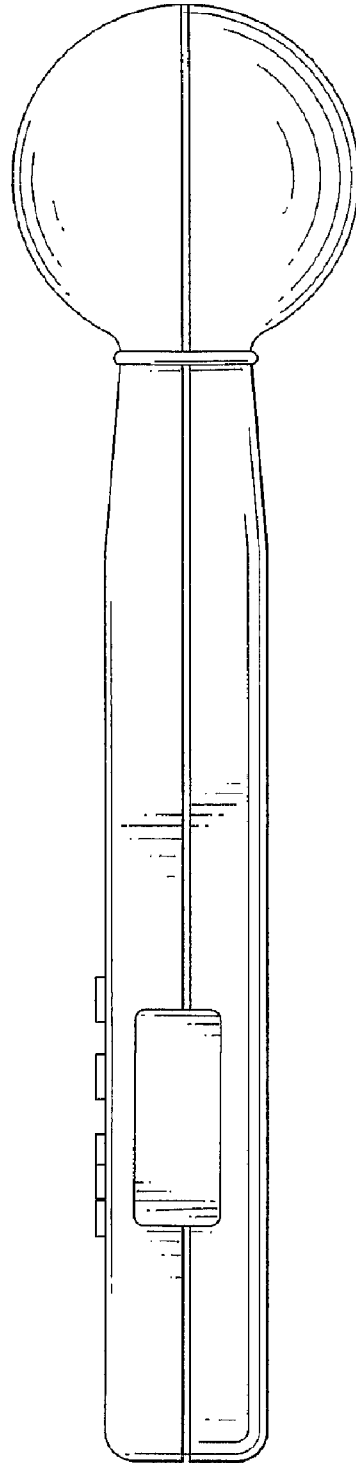


FIG. 5

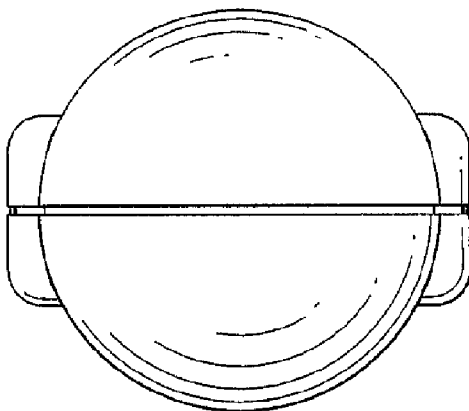


FIG. 6

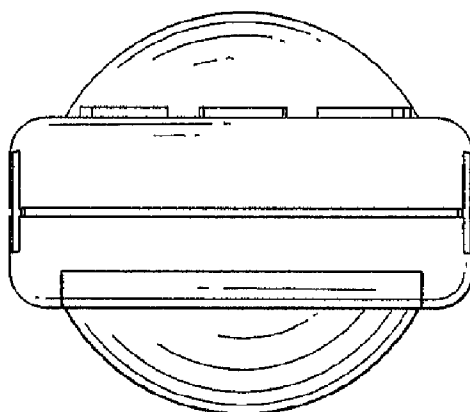


FIG. 7